

Information in this attachment is subject to consultation and has been redacted until a decision regarding release is made under the *Freedom of Information Act 1989*

Hancock, Carly

From: Efthymiades, Deb
Sent: Sunday, 7 May 2017 6:00 PM
To: Howson, Natalie
Cc: Brighton, Meg; Whitten, Meredith; Whybrow, Mark
Subject: FW: ACT Government School Funding Data [DLN=Sensitive]
Attachments: [REDACTED]

Importance: High

Hi team


Here is the detailed information - for ACT Gov schools only as the Approved Authority for those schools.

Mark - I know you and the team will have seen similar information - it will be interesting to see whether this clarifies or simply confirms the work done from the higher level figures.


If we could make sure we take a good look at this on Monday - so that any questions we have can be part of the conversation pencilled in with the Commonwealth for Tuesday.


Thanks

Deb









This document is exempt
under section 35 of the
Freedom of Information Act 1989

This document is exempt
under section 36 of the
Freedom of Information Act 1989

This document is exempt
under sections 35 and 36 of the
Freedom of Information Act 1989

This document is exempt
under section 36 of the
Freedom of Information Act 1989

Hancock, Carly

From: Efthymiades, Deb
Sent: Tuesday, 9 May 2017 8:36 AM
To: Whybrow, Mark
Cc: Whitten, Meredith
Subject: FW: School funding calculator

Hi Mark - have you and yours seen this?

D

From: STORY, Bronwyn [<mailto:Bronwyn.STORY@det.qld.gov.au>]
Sent: Monday, 8 May 2017 11:12 PM
Cc: Kennedy, Sue (DoE) <Sue.Kennedy@education.tas.gov.au>; Widmer, Scott J <widmer.scott.j@edumail.vic.gov.au>; nancy.chang3@det.nsw.edu.au; Martin.Graham@det.nsw.edu.au <'Martin.Graham@det.nsw.edu.au'>; Martin.Graham@det.nsw.edu.au; Anna.King@nt.gov.au; Efthymiades, Deb <Deb.Efthymiades@act.gov.au>; Harper, Eric <eric.harper2@det.nsw.edu.au>; Metaxas, Despina D <metaxas.despina.d@edumail.vic.gov.au>; Feigan, Leah C <feigan.leah.c@edumail.vic.gov.au>; Piper, Amy E <piper.amy.e@edumail.vic.gov.au>; Temperly, Ben (DECD) <Ben.Temperly@sa.gov.au>; ALISON KENT <Alison.kent@education.wa.edu.au>; peta.smith2@sa.gov.au
Subject: School funding calculator

Hi all, I just noticed the school funding calculator is now live.
See <https://www.education.gov.au/quality-schools>.
Cheers,
Bron

IMPORTANT: This email (including any attachments) may contain legally privileged, confidential or private information and may be protected by copyright. You may only use it if you are the person(s) to whom it was intended to be sent and if you use it in an authorised way. No one is allowed to use, review, alter, transmit, disclose, distribute, print or copy this email without appropriate authority.

If the email was not intended for you and was sent to you by mistake, please telephone or email me immediately, destroy any hard copies of this email, and delete it and any copies of it from your computer system. Any legal privilege and confidentiality attached to the email is not waived or destroyed by that mistake.

It is your responsibility to ensure that this email does not contain and is not affected by computer viruses, defects or interference by third parties or replication problems (including incompatibility with your computer system).

This document is exempt
under section 36 of the
Freedom of Information Act 1989

Hancock, Carly

From: Whybrow, Mark
Sent: Tuesday, 9 May 2017 9:32 AM
To: Loryman, David
Subject: FW: School funding calculator [SEC=UNCLASSIFIED, DLM=For-Official-Use-Only]

Cheers
 Mark

Mark Whybrow | Chief Finance Officer | <mailto:mark.whybrow@act.gov.au>
 Phone: 02 62052685 | Fax: 02 62055472 | [REDACTED]
 Education | ACT Government |
 Level 1 Annex, 220 Northbourne Avenue, Braddon | GPO Box 158 Canberra ACT 2601 |
<http://www.det.act.au>

From: Whybrow, Mark
Sent: Tuesday, 9 May 2017 9:11 AM
To: Efthymiades, Deb; Scanes, Mark; Narayan, Debra
Cc: Whitten, Meredith
Subject: RE: School funding calculator [SEC=UNCLASSIFIED, DLM=For-Official-Use-Only]

Thanks Deb

Cheers
 Mark

Mark Whybrow | Chief Finance Officer | <mailto:mark.whybrow@act.gov.au>
 Phone: 02 62052685 | Fax: 02 62055472 | [REDACTED]
 Education | ACT Government |
 Level 1 Annex, 220 Northbourne Avenue, Braddon | GPO Box 158 Canberra ACT 2601 |
<http://www.det.act.au>

From: Efthymiades, Deb
Sent: Tuesday, 9 May 2017 8:36 AM
To: Whybrow, Mark
Cc: Whitten, Meredith
Subject: FW: School funding calculator

Hi Mark - have you and yours seen this?

D

From: STORY, Bronwyn [<mailto:Bronwyn.STORY@det.qld.gov.au>]
Sent: Monday, 8 May 2017 11:12 PM
Cc: Kennedy, Sue (DoE) <Sue.Kennedy@education.tas.gov.au>; Widmer, Scott J
 <widmer.scott.j@edumail.vic.gov.au>; nancy.chang3@det.nsw.edu.au; Martin.Graham@det.nsw.edu.au
 <'Martin.Graham@det.nsw.edu.au'>; Martin.Graham@det.nsw.edu.au; Anna.King@nt.gov.au; Efthymiades, Deb
 <Deb.Efthymiades@act.gov.au>; Harper, Eric <eric.harper2@det.nsw.edu.au>; Metaxas, Despina D
 <metaxas.despina.d@edumail.vic.gov.au>; Feigan, Leah C <feigan.leah.c@edumail.vic.gov.au>; Piper, Amy E

<piper.amy.e@edumail.vic.gov.au>; Temperly, Ben (DECD) <Ben.Temperly@sa.gov.au>; ALISON KENT <Alison.kent@education.wa.edu.au>; peta.smith2@sa.gov.au

Subject: School funding calculator

Hi all, I just noticed the school funding calculator is now live.
See <https://www.education.gov.au/quality-schools>.

Cheers,
Bron

IMPORTANT: This email (including any attachments) may contain legally privileged, confidential or private information and may be protected by copyright. You may only use it if you are the person(s) to whom it was intended to be sent and if you use it in an authorised way. No one is allowed to use, review, alter, transmit, disclose, distribute, print or copy this email without appropriate authority.

If the email was not intended for you and was sent to you by mistake, please telephone or email me immediately, destroy any hard copies of this email, and delete it and any copies of it from your computer system. Any legal privilege and confidentiality attached to the email is not waived or destroyed by that mistake.

It is your responsibility to ensure that this email does not contain and is not affected by computer viruses, defects or interference by third parties or replication problems (including incompatibility with your computer system).

Hancock, Carly

From: Whitten, Meredith
Sent: Tuesday, 9 May 2017 6:20 PM
To: Whybrow, Mark
Subject: RE: School Funding information Update [SEC=UNCLASSIFIED, DLM=For-Official-Use-Only]

Thank you Mark

From: Whybrow, Mark
Sent: Tuesday, 9 May 2017 4:55 PM
To: Howson, Natalie <Natalie.Howson@act.gov.au>; Efthymiades, Deb <Deb.Efthymiades@act.gov.au>; Brighton, Meg <Meg.Brighton@act.gov.au>; Whitten, Meredith <Meredith.Whitten@act.gov.au>
Subject: FW: School Funding information Update [SEC=UNCLASSIFIED, DLM=For-Official-Use-Only]

FYI correspondence to Daramalan parents. Is based on the school calculator and looks factual rather than alarmist.

Cheers
 Mark

Mark Whybrow | Chief Finance Officer | <mailto:mark.whybrow@act.gov.au>
 Phone: 02 62052685 | Fax: 02 62055472 | [REDACTED]
 Education | ACT Government |
 Level 1 Annex, 220 Northbourne Avenue, Braddon | GPO Box 158 Canberra ACT 2601 |
<http://www.det.act.au>

From: Dara News [<mailto:Dara.News@daramalan.act.edu.au>]
Sent: Tuesday, 9 May 2017 4:08 PM
To: Dara News
Subject: School Funding information Update

Dear Parents,

As you would be aware from the announcement made by the Prime Minister last week, there are proposed changes to school funding that will have an impact on a number of schools in the ACT including Daramalan College.

Contrary to some of the language that has been used in various discussions about school funding, Daramalan is not an elite nor a wealthy school. This would be true of most, if not all, schools in Canberra. Information on the Government's MySchools website gives a good overview of our socio-economic profile. In addition, you can then make comparisons with other schools both in Canberra and throughout Australia. Key indicators to look at include a school's

ICSEA (ours is 1110) and the proportions of parents in the different socio-economic quartiles. In the latest published data (2015) 49% of Daramalan parents are in the top 25% and this is significantly lower than what is the case for most “wealthy” schools.

Since the announcement last week we have been seeking clarification about the actual impact of the proposed funding changes on Daramalan both for 2018 and beyond. This has been a lengthier process than was anticipated and I expect that there will be further clarification of the proposed funding model over time.

At this stage, we can confirm that if the legislation is passed by the Australian Parliament, Daramalan will lose a total of \$167,200 in Federal funding in 2018. This equates to \$118 per student. Federal funding for us equates to approximately 44% of our income. As yet we have had no indication of any changes to ACT Government funding which comprises another 14% of our income.

Over the coming months the College Board and Executive will be looking closely at any funding changes for 2018 and beyond and the impact of these on fees. The Federal Government has announced that there will be an “adjustment fund” to provide financial assistance to schools that face a reduction in funding per student. Please be assured we will be investigating this avenue once details about access to the fund are made available.

We are committed to providing quality, affordable schooling to our students and we will do all that we can to ensure that the impact of any financial change on families is minimised as much as possible.

Yours sincerely,

Rita Daniels
Principal
9 May 2017

CONFIDENTIALITY & PRIVILEGE NOTICE

This email is intended for the use of the addressed recipient(s) only and may contain confidential and privileged information.

If you have received this message in error please: - do not read, disclose, save, copy or forward it with any attachments; - delete the message and any attachments and copies immediately; - notify the sender by return email of the error.

The permission of the sender must be sought prior to this email being forwarded to any third party. It is the recipient's responsibility to scan for viruses or to detect any defect in this email. Daramalan College accepts no responsibility for any damage caused by this message. Any views expressed in this message or in any attachments are those of the individual sender.

Daramalan College may monitor incoming and outgoing emails for compliance with its internet usage policy.

Hancock, Carly

From: Efthymiades, Deb
Sent: Tuesday, 9 May 2017 7:47 PM
To: Howson, Natalie; Brighton, Meg; Whitten, Meredith; Whybrow, Mark; Ceramidas, Joshua; Paillas, Stephen
Subject: Fwd: ACT Recurrent Funding 2017 Federal Budget [SEC=UNCLASSIFIED]
Attachments: [REDACTED]

Hi all

Please find attached the information that the CW promised to forward re tonight's budget.


Regards


Deb

Deb Efthymiades
Deputy Director General
System Policy and Reform
ACT Education Directorate
[REDACTED]

Sent from my iPhone

[REDACTED]





Hancock, Carly

From: Scanes, Mark
Sent: Tuesday, 9 May 2017 8:17 PM
To: Whybrow, Mark
Cc: Narayan, Debra; Hancock, Carly
Subject: Commonwealth Budget Update [SEC=UNCLASSIFIED, DLM=For-Official-Use-Only]
Attachments: Dot Points - Commonwealth Budget.doc; Attachment 1 - 2017-18 Commonwealth Budget Update.xlsx; Attachment 2 - Commonwealth Funding over the next 10 years.pdf

Mark Scanes | Manager - Budgets and Reporting

Phone: +61 2 6205 5478 | Fax: +61 2 6205 5472 | Email: mark.scanes@act.gov.au

Strategic Finance | Education | ACT Government

Level 1 220 Northbourne Avenue | GPO Box 158 Canberra ACT 2601 | www.det.act.gov.au



Please consider the environment before printing this email.

Specific Purpose and National Partnership and other payments affecting the ACT

Education – Specific Purpose Payments

- Following the release of the 2017-18 Commonwealth Budget, funding to education in the ACT decreased from an estimated \$293.7 million (pre budget estimate) to \$289.7 million (post budget estimate). This equates to a reduction of \$4 million or 1%.
- Over the four years of the budget (2017-18 to 2020-21), funding to the ACT decreased from the pre-budget estimate of \$1.470 billion to \$1.440 billion (post budget). This equates to a reduction of \$29 million or 2%. The decrease is primarily due to the Commonwealth Government's proposed new funding model for education that will broadly see significant decreases in funding for non-government schools, partially offset by modest increases for public schools (CAB 17/7 provides further details).
- Funding for Canberra Public Schools in the ACT increased from \$95.5 million (pre budget estimate) for 2017-18 to \$96.1 million (post budget estimate). This equates to an increase of \$0.6 million or 1%. The increase is primarily due to the implementation of a common 20 % share of the Schooling resource Standard to be funded by the Commonwealth.
- Funding for non-government schools in the ACT decreased from \$198.2 million (pre budget estimate) for 2017-18 to \$193.6 million (post budget estimate). This equates to a reduction of \$4.6 million or 2%. The decrease is primarily due to the removal of special arrangements for Catholic Systemic Schools and the Canberra Christian School and a proposed reduction in funding to five independent schools.

Please refer to the **Attachment 1** – Summary Commonwealth Grants – 2017-18 Budget update.

Further Details regarding the proposed new Commonwealth funding model are provided in the dot points under the heading '*Commonwealth Government Education Funding – 2018 and Beyond*'.

National Partnership Payments

- *Independent Public Schools Initiative* – No Change. Ends in 2016-17.
- *National Quality Agenda for Early Childhood Education and Care* – No Change. Ends in 2017-18.
- *National School Chaplaincy Program* – No Change. Ends in 2017-18.
- *Trade Training Centres – Government Schools* – No Change. Ends in 2016-17.

- *Universal Access to Early Childhood Education* – Additional \$9.0 million over 2 financial years (2017-18 and 2018-19). The Commonwealth has extended the Universal Access to Early Childhood Education agreement by a further 12 months through to 2018-19. The agreement provides universal access to early childhood programmes for all children enrolled in the year before full-time school for 600 hours per year, delivered by a qualified early childhood teacher who meets National Quality Framework requirements and with a focus on participation by vulnerable and disadvantage children, regardless of the setting in which programmes are delivered.
- *Online Safety Programs* – No Change. Ends in 2017-18.

COMMONWEALTH GOVERNMENT EDUCATION FUNDING – 2018 AND BEYOND

ANNOUNCEMENT 2-5-17

National Announcement

- The Commonwealth Government has announced a commitment to a sector blind, consistent, needs based funding model adding resources to deliver what students need.
- The Commonwealth announced its intention to target the government sector where need is greater by providing average indexation of 5.2% per year over the next four years. Across all sectors indexation nationally will average 4.2% per annum meaning a lower indexation rate for non-government schools.
- The Commonwealth announced that total funding for education will grow from around \$17.5 billion in 2017 to \$22.1 billion in 2021 and \$30.6 billion by 2027. This equates to an increase of 75% in Commonwealth funding over 10 years.
- At the end of the next 10 years the Commonwealth will transition to even share of funding across States and Territories in each sector.
- For Government schools the Commonwealth has committed, by 2027 to provide 20% of the Schooling Resource Standard up from 17% of Schooling Resource Standard in 2017. This replaces the Commonwealth's 66% share of the additional funding required to bring schools below the Schooling Resource Standard up the standard.
- For non-government schools by 2027, the Commonwealth Government has committed to provide 80% of funding under the Schooling Resource Standard which is up from 77% at present. This replaces the Commonwealth's 66% share of the additional funding required to bring schools below the Schooling Resource Standard up the standard.
- A condition of Commonwealth funding is that States and Territories are required to maintain their real per student funding levels to Government and Non government Schools.
- A summary of the financial impact to Commonwealth funding for School Education is provided at **Attachment 2**.
- The Gonski 2.0 review is anticipated to be completed by December 2017. The review has no impact on the quantum of funding and the focus is on performance improvement priorities.

ACT impact /Potential Issue

- The Commonwealth has advised that “total funding for the ACT will grow from approximately \$280.6 million in 2017 to \$431.0 m in 2027, increasing an average annual growth per student of 1.6 per cent per year. Funding for government schools in the ACT will grow at an average of 5.8 per cent per student each year, with non government schools reducing at 0.8 per cent.”
- The headline figures showing an increase of \$150.4 million over 10 years in the ACT equates an increase of 52%. This position is driven by increased funding to public schools and reduced growth to non-government schools.
- An initial assessment of this announcement identifies the following issues for public and non-government schools in the ACT.

Canberra Public Schools

- The Commonwealth announcement provides an increase in Commonwealth per capita funding for Canberra Public Schools of 5.8% per annum. This is driven by indexation in line with the previously announced budget position (3.56%) and an increase in the Commonwealth funding share of the Schooling Resource Standard from the existing 16% to 20% over the next 10 years. This is estimated to provide in the order of \$24 million per annum on full implementation.
- Canberra Public Schools are currently above the Schooling Resource Standard and are projected to be at the Schooling Resource Standard by 2019. It is expected that the Commonwealth condition to maintain Territory funding at real per student levels would not be enforced as long as Canberra Public Schools did not fall below the Schooling Resource Standard, however this would need to be documented in a bilateral agreement.
- From 2019, to maintain Canberra Public Schools at the Schooling Resource Standard, it is estimated to require additional funding in the order of \$10.0 million per annum from the ACT Government.
- In addition, from 2018, it is anticipated that improved students with a disability loadings, based on the new national collection will recognise the higher level of need of students with a disability in Canberra Public Schools.

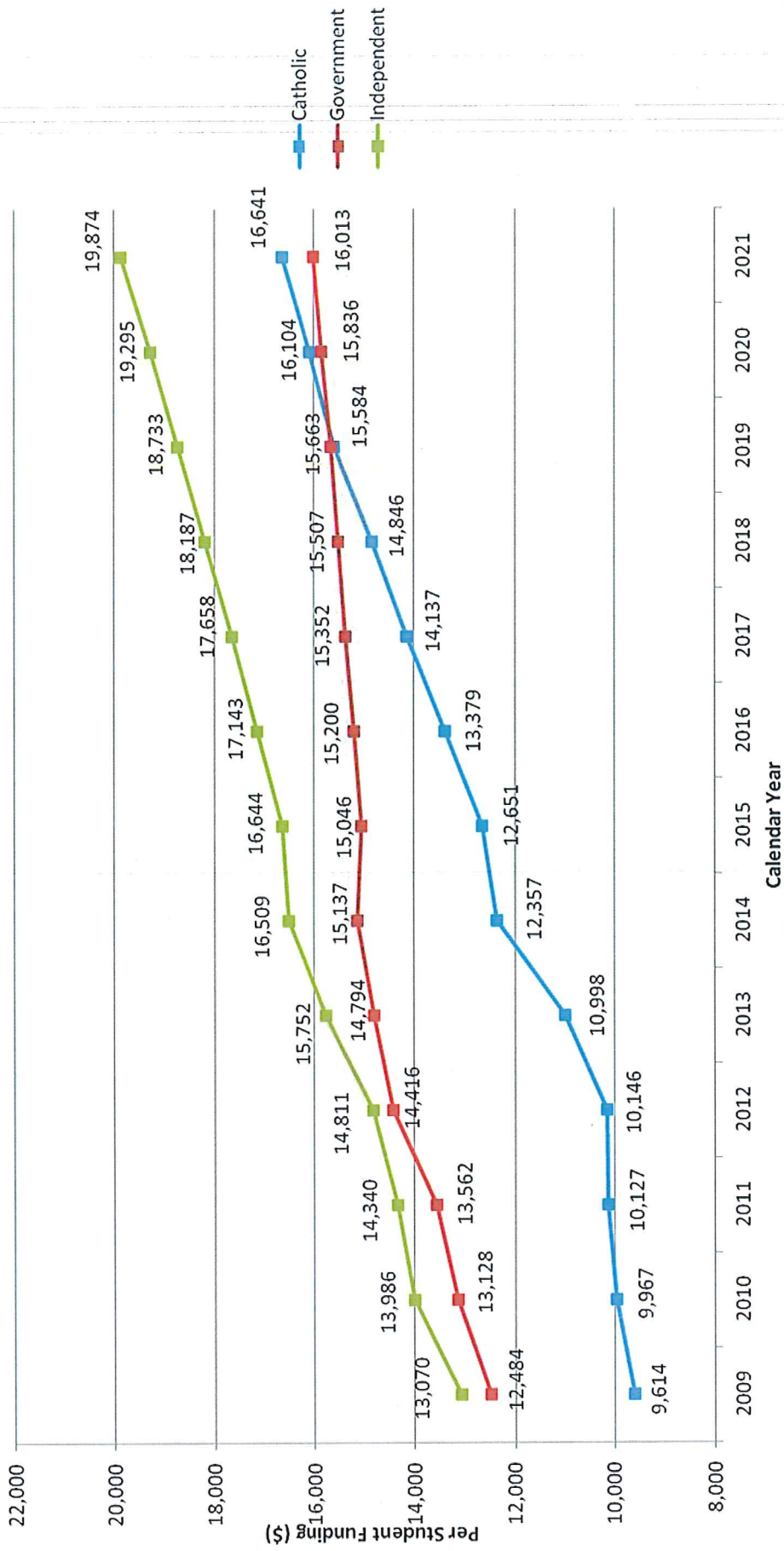
Non Government Schools

- Over the next four years frozen (2018 to 2021), funding for non-government schools has been effectively frozen by the Commonwealth. In the Independent sector some schools will see increases over this period but the amounts are offset by decreases in other schools.

- The Commonwealth announcement provides a decrease in Commonwealth per capita funding for Canberra non-government Schools over the next 10 years of approximately of 0.5% per annum on average for independent schools and 0.8% per annum for Catholic Systemic Schools. This position is driven by:
 - the removal of special arrangements for Catholic System Schools and the Canberra Christian School which did not reflect the actual schools SES scores; and
 - five independent non-government schools expected to see a real decrease in funding in 2018 (*Daramalan College, Marist College, Burgmann Anglican School, Radford College and Brindabella Christian College*).

- All non-government schools can apply to access the Commonwealth's vulnerable and disadvantaged schools temporary adjustment assistance fund (\$39.8 million over 10 years).
- ACT Government funding to non-government schools is currently based upon the Commonwealth Schooling Resource Standard. The ACT would also need to reduce its per-student funding levels to non-government schools if it was to continue to align with the revised Commonwealth Schooling Resource Standard. Original estimates are in the order of \$2m per annum.
- Since the introduction of the NERA in 2013, funding to the non-government sector has increased at a significantly higher rate than the Government sector. **Graph 1** below shows the total per student funding (all sources including fees). Between 2014 and 2015, per student funding for public school students decreased. As can be seen in Graph 1, by 2019 per student funding for Canberra Public Schools would be in line with Catholic Systemic Schools if the original Gonski funding model was retained.

**GRAPH 1: Total Recurrent Income Per Student in the ACT
2009 to 2021, by Sector**



SCHOOL FUNDING

National Education Reform - Students First funding - Government schools

	17/18 MYEFO (Stage 3 Update) \$'000	17/18 C'wth Update \$'000	Variance	Percentage Change	Annual % Increase
2016-17	86,639.0	88,000.0	1,361.0	1.6%	
2017-18	95,483.0	96,100.0	617.0	0.6%	10.2%
2018-19	105,295.0	106,300.0	1,005.0	1.0%	10.3%
2019-20	112,869.0	117,900.0	5,031.0	4.5%	7.2%
2020-21 **	130,200.0	130,200.0	0.0	n/a	n/a
Total	530,486.0	538,500.0	8,014.0	1.5%	27.7%

National Education Reform - Students First funding - Non-Government schools

	17/18 MYEFO (Stage 3 Update) \$'000	17/18 C'wth Update \$'000	Variance	Percentage Change	Annual % Increase
2016-17	192,250.9	191,800.0	-450.9	-0.2%	
2017-18	198,220.9	193,600.0	-4,620.9	-2.3%	3.1%
2018-19	207,593.6	195,800.0	-11,793.6	-5.7%	4.7%
2019-20	217,644.5	198,400.0	-19,244.5	-8.8%	4.8%
2020-21	201,200.0	201,200.0	0.0	n/a	n/a
Total	1,016,910.0	980,800.0	-36,110.0	-3.6%	12.7%

National Partnership on Independent Public Schools Initiative

	16/17 MYEFO \$'000	17/18 C'wth Update \$'000	Variance	Percentage Change	Annual % Increase
2016-17	260.0	300.0	40.0	15.4%	
2017-18	0.0	0.0	0.0	n/a	n/a
2018-19	0.0	0.0	0.0	n/a	n/a
2019-20	0.0	0.0	0.0	n/a	n/a
2020-21	0.0	0.0	0.0	n/a	n/a
Total	260.0	300.0	40.0	15.4%	0.0%

Ends in 2016-17

National Partnership on National Quality Agenda for early childhood education and care

	16/17 MYEFO \$'000	17/18 C'wth Update \$'000	Variance	Percentage Change	Annual % Increase
2016-17	500.0	500.0	0.0	0.0%	
2017-18	500.0	500.0	0.0	0.0%	0.0%
2018-19	0.0	0.0	0.0	n/a	n/a
2019-20	0.0	0.0	0.0	n/a	n/a
2020-21	0.0	0.0	0.0	n/a	n/a
Total	1,000.0	1,000.0	0.0	0.0%	0.0%

National Partnership on National School Chaplaincy Programme

	16/17 MYEFO \$'000	17/18 C'wth Update \$'000	Variance	Percentage Change	Annual % Increase
2016-17	966.0	1,000.0	34.0	3.5%	
2017-18	966.0	1,000.0	34.0	3.5%	0.0%
2018-19	0.0	0.0	0.0	n/a	n/a
2019-20	0.0	0.0	0.0	n/a	n/a
2020-21	0.0	0.0	0.0	n/a	n/a
Total	1,932.0	2,000.0	68.0	3.5%	0.0%

National Partnership on Trade Training Centres Schools – Government Schools

	16/17 MYEFO \$'000	17/18 C'wth Update \$'000	Variance	Percentage Change	Annual % Increase
2016-17	725.0	700.0	-25.0	-3.4%	
2017-18	0.0	0.0	0.0	n/a	n/a
2018-19	0.0	0.0	0.0	n/a	n
2019-20	0.0	0.0	0.0	n/a	n
2020-21	0.0	0.0	0.0	n/a	n
Total	725.0	700.0	-25.0	-3.4%	0.0%


Ends in 2016-17

National Partnership on Universal Access to Early Childhood Education

	16/17 MYEFO \$'000	17/18 C'wth Update \$'000	Variance	Percentage Change	Annual % Increase
2016-17	7,150.0	7,200.0	50.0	0.7%	
2017-18	5,089.0	7,800.0	2,711.0	53.3%	-28.8%
2018-19	0.0	6,300.0	6,300.0	100.0%	n/a
2019-20	0.0	0.0	0.0	n/a	n/a
2020-21	0.0	0.0	0.0	n/a	n/a
Total	12,239.0	21,300.0	9,061.0	74.0%	-28.8%

National Partnership on Online Safety Programs in Schools

	16/17 MYEFO \$'000	17/18 C'wth Update \$'000	Variance	Percentage Change	Annual % Increase
2016-17	0.0	0.0	0.0	n/a	
2017-18	100.0	100.0	0.0	0.0%	n/a
2018-19	0.0	0.0	0.0	n/a	n
2019-20	0.0	0.0	0.0	n/a	n
2020-21	0.0	0.0	0.0	n/a	n
Total	100.0	100.0	0.0	0.0%	0.0%



From: Whybrow, Mark
Sent: Tuesday, 9 May 2017 8:30 PM
To: Howson, Natalie; Brighton, Meg; Efthymiades, Deb; Paillas, Stephen; Vigor, Catriona; Ceramidas, Joshua
Cc: Hancock, Carly; Parker, Megan
Subject: Commonwealth Budget 2017-18 Update [SEC=UNCLASSIFIED, DLM=For-Official-Use-Only]
Attachments: Dot Points - Commonwealth Budget.doc; Attachment 1 - 2017-18 Commonwealth Budget Update.xlsx; Attachment 2 - Commonwealth Funding over the next 10 years.pdf

Colleagues

Please see attached Education Directorate's briefing on Commonwealth's 2017-18 Budget.

The pre announcement information and official briefings has provided significantly more detail than the Budget papers have, and this information is included in the briefing.

The updates in Commonwealth estimates from the MEYEFO position is consistent with the 2 May education announcements.

Please note differences in changes to Commonwealth forward estimates from the announced impact on the new Commonwealth funding model are due to the following issues:

- Budget provided on financial year - Education funding announcement based on school year
- Budget includes Commonwealth estimates for enrolment movements - announcement based on no changes in enrolment

The increase of universal access funding is \$9m for the 2018 extension.

Cheers
Mark

Mark Whybrow | Chief Finance Officer | <mailto:mark.whybrow@act.gov.au>

Phone: 02 62052685 | Fax: 02 62055472 | [REDACTED]

Education | ACT Government |

Level 1 Annex, 220 Northbourne Avenue, Braddon | GPO Box 158 Canberra ACT 2601 |

<http://www.det.act.au>



Please consider the environment before printing this email.

Specific Purpose and National Partnership and other payments affecting the ACT

Education – Specific Purpose Payments

- Following the release of the 2017-18 Commonwealth Budget, funding to education in the ACT decreased from an estimated \$293.7 million (pre budget estimate) to \$289.7 million (post budget estimate). This equates to a reduction of \$4 million or 1%.
- Over the four years of the budget (2017-18 to 2020-21), funding to the ACT decreased from the pre-budget estimate of \$1.470 billion to \$1.440 billion (post budget). This equates to a reduction of \$29 million or 2%. The decrease is primarily due to the Commonwealth Government's proposed new funding model for education that will broadly see significant decreases in funding for non-government schools, partially offset by modest increases for public schools (CAB 17/7 provides further details).
- Funding for Canberra Public Schools in the ACT increased from \$95.5 million (pre budget estimate) for 2017-18 to \$96.1 million (post budget estimate). This equates to an increase of \$0.6 million or 1%. The increase is primarily due to the implementation of a common 20 % share of the Schooling resource Standard to be funded by the Commonwealth.
- Funding for non-government schools in the ACT decreased from \$198.2 million (pre budget estimate) for 2017-18 to \$193.6 million (post budget estimate). This equates to a reduction of \$4.6 million or 2%. The decrease is primarily due to the removal of special arrangements for Catholic Systemic Schools and the Canberra Christian School and a proposed reduction in funding to five independent schools.

Please refer to the **Attachment 1** – Summary Commonwealth Grants – 2017-18 Budget update.

Further Details regarding the proposed new Commonwealth funding model are provided in the dot points under the heading '*Commonwealth Government Education Funding – 2018 and Beyond*'.

National Partnership Payments

- *Independent Public Schools Initiative* – No Change. Ends in 2016-17.
- *National Quality Agenda for Early Childhood Education and Care* – No Change. Ends in 2017-18.
- *National School Chaplaincy Program* – No Change. Ends in 2017-18.
- *Trade Training Centres – Government Schools* – No Change. Ends in 2016-17.

- *Universal Access to Early Childhood Education* – Additional \$9.0 million over 2 financial years (2017-18 and 2018-19). The Commonwealth has extended the Universal Access to Early Childhood Education agreement by a further 12 months through to 2018-19. The agreement provides universal access to early childhood programmes for all children enrolled in the year before full-time school for 600 hours per year, delivered by a qualified early childhood teacher who meets National Quality Framework requirements and with a focus on participation by vulnerable and disadvantage children, regardless of the setting in which programmes are delivered.
- *Online Safety Programs* – No Change. Ends in 2017-18.

COMMONWEALTH GOVERNMENT EDUCATION FUNDING – 2018 AND BEYOND

ANNOUNCEMENT 2-5-17

National Announcement

- The Commonwealth Government has announced a commitment to a sector blind, consistent, needs based funding model adding resources to deliver what students need.
- The Commonwealth announced its intention to target the government sector where need is greater by providing average indexation of 5.2% per year over the next four years. Across all sectors indexation nationally will average 4.2% per annum meaning a lower indexation rate for non-government schools.
- The Commonwealth announced that total funding for education will grow from around \$17.5 billion in 2017 to \$22.1 billion in 2021 and \$30.6 billion by 2027. This equates to an increase of 75% in Commonwealth funding over 10 years.
- At the end of the next 10 years the Commonwealth will transition to even share of funding across States and Territories in each sector.
- For Government schools the Commonwealth has committed, by 2027 to provide 20% of the Schooling Resource Standard up from 17% of Schooling Resource Standard in 2017. This replaces the Commonwealth's 66% share of the additional funding required to bring schools below the Schooling Resource Standard up the standard.
- For non-government schools by 2027, the Commonwealth Government has committed to provide 80% of funding under the Schooling Resource Standard which is up from 77% at present. This replaces the Commonwealth's 66% share of the additional funding required to bring schools below the Schooling Resource Standard up the standard.
- A condition of Commonwealth funding is that States and Territories are required to maintain their real per student funding levels to Government and Non government Schools.
- A summary of the financial impact to Commonwealth funding for School Education is provided at **Attachment 2**.
- The Gonski 2.0 review is anticipated to be completed by December 2017. The review has no impact on the quantum of funding and the focus is on performance improvement priorities.

ACT impact /Potential Issue

- The Commonwealth has advised that “total funding for the ACT will grow from approximately \$280.6 million in 2017 to \$431.0 m in 2027, increasing an average annual growth per student of 1.6 per cent per year. Funding for government schools in the ACT will grow at an average of 5.8 per cent per student each year, with non government schools reducing at 0.8 per cent.”
- The headline figures showing an increase of \$150.4 million over 10 years in the ACT equates an increase of 52%. This position is driven by increased funding to public schools and reduced growth to non-government schools.
- An initial assessment of this announcement identifies the following issues for public and non-government schools in the ACT.

Canberra Public Schools

- The Commonwealth announcement provides an increase in Commonwealth per capita funding for Canberra Public Schools of 5.8% per annum. This is driven by indexation in line with the previously announced budget position (3.56%) and an increase in the Commonwealth funding share of the Schooling Resource Standard from the existing 16% to 20% over the next 10 years. This is estimated to provide in the order of \$24 million per annum on full implementation.
- Canberra Public Schools are currently above the Schooling Resource Standard and are projected to be at the Schooling Resource Standard by 2019. It is expected that the Commonwealth condition to maintain Territory funding at real per student levels would not be enforced as long as Canberra Public Schools did not fall below the Schooling Resource Standard, however this would need to be documented in a bilateral agreement.
- From 2019, to maintain Canberra Public Schools at the Schooling Resource Standard, it is estimated to require additional funding in the order of \$10.0 million per annum from the ACT Government.
- In addition, from 2018, it is anticipated that improved students with a disability loadings, based on the new national collection will recognise the higher level of need of students with a disability in Canberra Public Schools.

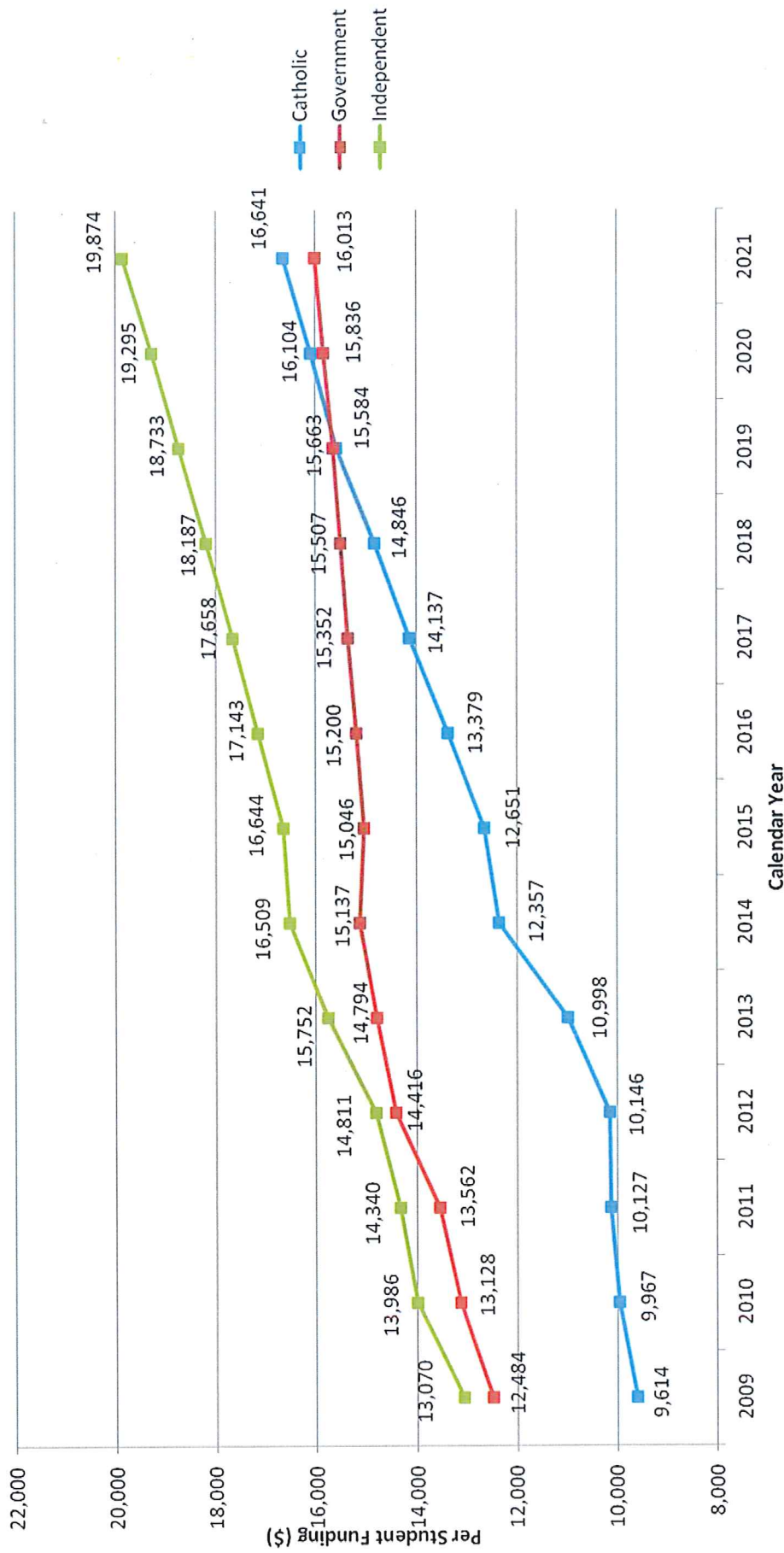
Non Government Schools

- Over the next four years frozen (2018 to 2021), funding for non-government schools has been effectively frozen by the Commonwealth. In the Independent sector some schools will see increases over this period but the amounts are offset by decreases in other schools.

- The Commonwealth announcement provides a decrease in Commonwealth per capita funding for Canberra non-government Schools over the next 10 years of approximately of 0.5% per annum on average for independent schools and 0.8% per annum for Catholic Systemic Schools. This position is driven by:
 - the removal of special arrangements for Catholic System Schools and the Canberra Christian School which did not reflect the actual schools SES scores; and
 - five independent non-government schools expected to see a real decrease in funding in 2018 (*Daramalan College, Marist College, Burgmann Anglican School, Radford College and Brindabella Christian College*).

- All non-government schools can apply to access the Commonwealth's vulnerable and disadvantaged schools temporary adjustment assistance fund (\$39.8 million over 10 years).
- ACT Government funding to non-government schools is currently based upon the Commonwealth Schooling Resource Standard. The ACT would also need to reduce its per-student funding levels to non-government schools if it was to continue to align with the revised Commonwealth Schooling Resource Standard. Original estimates are in the order of \$2m per annum.
- Since the introduction of the NERA in 2013, funding to the non-government sector has increased at a significantly higher rate than the Government sector. **Graph 1** below shows the total per student funding (all sources including fees). Between 2014 and 2015, per student funding for public school students decreased. As can be seen in Graph 1, by 2019 per student funding for Canberra Public Schools would be in line with Catholic Systemic Schools if the original Gonski funding model was retained.

**GRAPH 1: Total Recurrent Income Per Student in the ACT
2009 to 2021, by Sector**



SCHOOL FUNDING

National Education Reform - Students First funding - Government schools

	17/18 MYEFO (Stage 3 Update) \$'000	17/18 C'wth Update \$'000	Variance	Percentage Change	Annual % Increase
2016-17	86,639.0	88,000.0	1,361.0	1.6%	
2017-18	95,483.0	96,100.0	617.0	0.6%	10.2%
2018-19	105,295.0	106,300.0	1,005.0	1.0%	10.3%
2019-20	112,869.0	117,900.0	5,031.0	4.5%	7.2%
2020-21 **	130,200.0	130,200.0	0.0	n/a	n/a
Total	530,486.0	538,500.0	8,014.0	1.5%	27.7%

National Education Reform - Students First funding - Non-Government schools

	17/18 MYEFO (Stage 3 Update) \$'000	17/18 C'wth Update \$'000	Variance	Percentage Change	Annual % Increase
2016-17	192,250.9	191,800.0	-450.9	-0.2%	
2017-18	198,220.9	193,600.0	-4,620.9	-2.3%	3.1%
2018-19	207,593.6	195,800.0	-11,793.6	-5.7%	4.7%
2019-20	217,644.5	198,400.0	-19,244.5	-8.8%	4.8%
2020-21	201,200.0	201,200.0	0.0	n/a	n/a
Total	1,016,910.0	980,800.0	-36,110.0	-3.6%	12.7%

National Partnership on Independent Public Schools Initiative

	16/17 MYEFO \$'000	17/18 C'wth Update \$'000	Variance	Percentage Change	Annual % Increase
2016-17	260.0	300.0	40.0	15.4%	
2017-18	0.0	0.0	0.0	n/a	n/a
2018-19	0.0	0.0	0.0	n/a	n/a
2019-20	0.0	0.0	0.0	n/a	n/a
2020-21	0.0	0.0	0.0	n/a	n/a
Total	260.0	300.0	40.0	15.4%	0.0%

Ends in 2016-17

National Partnership on National Quality Agenda for early childhood education and care

	16/17 MYEFO \$'000	17/18 C'wth Update \$'000	Variance	Percentage Change	Annual % Increase
2016-17	500.0	500.0	0.0	0.0%	
2017-18	500.0	500.0	0.0	0.0%	0.0%
2018-19	0.0	0.0	0.0	n/a	n/a
2019-20	0.0	0.0	0.0	n/a	n/a
2020-21	0.0	0.0	0.0	n/a	n/a
Total	1,000.0	1,000.0	0.0	0.0%	0.0%

National Partnership on National School Chaplaincy Programme

	16/17 MYEFO \$'000	17/18 C'wth Update \$'000	Variance	Percentage Change	Annual % Increase
2016-17	966.0	1,000.0	34.0	3.5%	
2017-18	966.0	1,000.0	34.0	3.5%	0.0%
2018-19	0.0	0.0	0.0	n/a	n/a
2019-20	0.0	0.0	0.0	n/a	n/a
2020-21	0.0	0.0	0.0	n/a	n/a
Total	1,932.0	2,000.0	68.0	3.5%	0.0%

National Partnership on Trade Training Centres Schools – Government Schools

	16/17 MYEFO \$'000	17/18 C'wth Update \$'000	Variance	Percentage Change	Annual % Increase
2016-17	725.0	700.0	-25.0	-3.4%	
2017-18	0.0	0.0	0.0	n/a	n/a
2018-19	0.0	0.0	0.0	n/a	n
2019-20	0.0	0.0	0.0	n/a	n
2020-21	0.0	0.0	0.0	n/a	n
Total	725.0	700.0	-25.0	-3.4%	0.0%

Ends in 2016-17

National Partnership on Universal Access to Early Childhood Education

	16/17 MYEFO \$'000	17/18 C'wth Update \$'000	Variance	Percentage Change	Annual % Increase
2016-17	7,150.0	7,200.0	50.0	0.7%	
2017-18	5,089.0	7,800.0	2,711.0	53.3%	-28.8%
2018-19	0.0	6,300.0	6,300.0	100.0%	n/a
2019-20	0.0	0.0	0.0	n/a	n/a
2020-21	0.0	0.0	0.0	n/a	n/a
Total	12,239.0	21,300.0	9,061.0	74.0%	-28.8%

National Partnership on Online Safety Programs in Schools

	16/17 MYEFO \$'000	17/18 C'wth Update \$'000	Variance	Percentage Change	Annual % Increase
2016-17	0.0	0.0	0.0	n/a	
2017-18	100.0	100.0	0.0	0.0%	n/a
2018-19	0.0	0.0	0.0	n/a	n
2019-20	0.0	0.0	0.0	n/a	n
2020-21	0.0	0.0	0.0	n/a	n
Total	100.0	100.0	0.0	0.0%	0.0%

Hancock, Carly

From: Brighton, Meg
Sent: Tuesday, 9 May 2017 8:35 PM
To: Whybrow, Mark
Subject: Re: Commonwealth Budget 2017-18 Update [SEC=UNCLASSIFIED, DLM=For-Official-Use-Only]

Thank you - I'll take a look now

Meg Brighton | Deputy Director-General | Education Directorate |
 T: +61 2 62059458 | F: [+61 2 6205 9418](tel:+61262059418) | [REDACTED] | E: meg.brighton@act.gov.au
 | ACT Government | Level 6, [220 Northbourne Ave](#) Braddon | GPO [Box 158 Canberra ACT 2601](#) | www.det.act.gov.au

On 9 May 2017, at 8:29 pm, Whybrow, Mark <Mark.Whybrow@act.gov.au> wrote:

Colleagues

Please see attached Education Directorate's briefing on Commonwealth's 2017-18 Budget.

The pre announcement information and official briefings has provided significantly more detail than the Budget papers have, and this information is included in the briefing.

The updates in Commonwealth estimates from the MEYFO position is consistent with the 2 May education announcements.

Please note differences in changes to Commonwealth forward estimates from the announced impact on the new Commonwealth funding model are due to the following issues:

- Budget provided on financial year - Education funding announcement based on school year
- Budget includes Commonwealth estimates for enrolment movements - announcement based on no changes in enrolment

The increase of universal access funding is \$9m for the 2018 extension.

Cheers

Mark

Mark Whybrow | Chief Finance Officer | <mailto:mark.whybrow@act.gov.au>
 Phone: 02 62052685 | Fax: 02 62055472 | [REDACTED]
 Education | ACT Government |
 Level 1 Annex, 220 Northbourne Avenue, Braddon | GPO Box 158 Canberra ACT 2601 |
<http://www.det.act.au>

 Please consider the environment before printing this email.

<Dot Points - Commonwealth Budget.doc>

<Attachment 1 - 2017-18 Commonwealth Budget Update.xlsx>

<Attachment 2 - Commonwealth Funding over the next 10 years.pdf>

Hancock, Carly

From: Whybrow, Mark
Sent: Tuesday, 9 May 2017 8:35 PM
To: Whybrow, Mark; Howson, Natalie; Brighton, Meg; Efthymiades, Deb; Paillas, Stephen; Vigor, Catriona; Ceramidas, Joshua
Cc: Hancock, Carly; Parker, Megan
Subject: RE: Commonwealth Budget 2017-18 Update [SEC=UNCLASSIFIED, DLM=For-Official-

Attachments: [REDACTED]

Please see attached update provided by commwealth [REDACTED]

Cheers
 Mark

Mark Whybrow | Chief Finance Officer | <mailto:mark.whybrow@act.gov.au>
 Phone: 02 62052685 | Fax: 02 62055472 | [REDACTED]
 Education | ACT Government |
 Level 1 Annex, 220 Northbourne Avenue, Braddon | GPO Box 158 Canberra ACT 2601 |
<http://www.det.act.au>

From: Whybrow, Mark
Sent: Tuesday, 9 May 2017 8:30 PM
To: Howson, Natalie; Brighton, Meg; Efthymiades, Deb; Paillas, Stephen; Vigor, Catriona; Ceramidas, Joshua
Cc: Hancock, Carly; Parker, Megan
Subject: Commonwealth Budget 2017-18 Update [SEC=UNCLASSIFIED, DLM=For-Official-Use-Only]

Colleagues

Please see attached Education Directorate's briefing on Commonwealth's 2017-18 Budget.

The pre announcement information and official briefings has provided significantly more detail than the Budget papers have, and this information is included in the briefing.

The updates in Commonwealth estimates from the MEYEF0 position is consistent with the 2 May education announcements.

Please note differences in changes to Commonwealth forward estimates from the announced impact on the new Commonwealth funding model are due to the following issues:

- Budget provided on financial year - Education funding announcement based on school year
- Budget includes Commonwealth estimates for enrolment movements - announcement based on no changes in enrolment

The increase of universal access funding is \$9m for the 2018 extension.


Cheers
 Mark

Mark Whybrow | Chief Finance Officer | <mailto:mark.whybrow@act.gov.au>
 Phone: 02 62052685 | Fax: 02 62055472 | [REDACTED]
 Education | ACT Government |
 Level 1 Annex, 220 Northbourne Avenue, Braddon | GPO Box 158 Canberra ACT 2601 |

<http://www.det.act.au>



Please consider the environment before printing this email.



Hancock, Carly

From: Efthymiades, Deb
Sent: Tuesday, 9 May 2017 8:45 PM
To: Whybrow, Mark
Subject: Re: Commonwealth Budget 2017-18 Update [SEC=UNCLASSIFIED, DLM=For-Official-Use-Only]

Nice job Mark and team, thanks

Deb Efthymiades
 Deputy Director General
 System Policy and Reform
 ACT Education Directorate
 [REDACTED]

Sent from my iPhone

On 9 May 2017, at 8:29 pm, Whybrow, Mark <Mark.Whybrow@act.gov.au> wrote:

Colleagues

Please see attached Education Directorate's briefing on Commonwealth's 2017-18 Budget.

The pre announcement information and official briefings has provided significantly more detail than the Budget papers have, and this information is included in the briefing.

The updates in Commonwealth estimates from the MEYEF0 position is consistent with the 2 May education announcements.

Please note differences in changes to Commonwealth forward estimates from the announced impact on the new Commonwealth funding model are due to the following issues:

- Budget provided on financial year - Education funding announcement based on school year
- Budget includes Commonwealth estimates for enrolment movements - announcement based on no changes in enrolment

The increase of universal access funding is \$9m for the 2018 extension.

Cheers
 Mark

Mark Whybrow | Chief Finance Officer | <mailto:mark.whybrow@act.gov.au>
 Phone: 02 62052685 | Fax: 02 62055472 | [REDACTED]
 Education | ACT Government |
 Level 1 Annex, 220 Northbourne Avenue, Braddon | GPO Box 158 Canberra ACT 2601 |
<http://www.det.act.au>

 Please consider the environment before printing this email.

<Dot Points - Commonwealth Budget.doc>

<Attachment 1 - 2017-18 Commonwealth Budget Update.xlsx>

<Attachment 2 - Commonwealth Funding over the next 10 years.pdf>

From: Whitten, Meredith
Sent: Tuesday, 9 May 2017 10:02 PM
To: Whybrow, Mark
Subject: FW: 2017-18 Commonwealth Budget Brief [DLM=Sensitive]
Attachments: 2017-18 Federal Budget Night Brief v2.doc

Importance: High

Mark

For your information.

Meredith Whitten | Deputy Director-General |
Phone 620 70384 | [REDACTED]
Business Services Division | Education Directorate | ACT Government
Level 1 Annex 220 Northbourne Avenue Braddon ACT 2601 | GPO Box 158 Canberra ACT 2601 | www.act.gov.au
www.det.act.gov.au | [Facebook](#) | [Twitter](#) | [Pinterest](#) | [LinkedIn](#) | [Google+](#)

From: Howson, Natalie
Sent: Tuesday, 9 May 2017 9:44 PM
To: BERRY <BERRY@act.gov.au>; Paillas, Stephen <Stephen.Paillas@act.gov.au>; Ceramidas, Joshua <Joshua.Ceramidas@act.gov.au>; Brighton, Meg <Meg.Brighton@act.gov.au>; Efthymiades, Deb <Deb.Efthymiades@act.gov.au>; Whitten, Meredith <Meredith.Whitten@act.gov.au>
Cc: Abbott, Janet <Janet.Abbott@act.gov.au>
Subject: FW: 2017-18 Commonwealth Budget Brief [DLM=Sensitive]
Importance: High

FYI

Natalie Howson | Director-General Education Directorate | ACT Government
02 6205 9158 | [REDACTED] E: natalie.howson@act.gov.au
Level 6, 220 Northbourne Ave Braddon | GPO Box 158 Canberra ACT 2601 | www.det.act.gov.au



I acknowledge the traditional custodians of the lands and waters where we live and work and pay my respects to elders past, present and future.

From: Beaumont, Andrew
Sent: Tuesday, 9 May 2017 9:38 PM
To: Rayner, Jennifer; Cook, Michael; Paviour, Mark
Cc: Heath, Kylie; Verden, Jo; Nicol, David; Leigh, Kathy; Doran, Karen; Miners, Stephen; Blount, Wilhelmina; Vigor, Catriona; #CMTEDD, Macroeconomic; Engele, Sam; Dawes, David; De'Ath, Michael; Feely, Nicole (Health); Howson, Natalie; Playford, Alison; Ponton, Ben; Thomas, Emma; Power, Leanne; Cox, Ian; Masters, Nicole; Croke, Leesa; Cumming, Jon; Overton-Clarke, Bronwen; Perkins, Anita; Keogh, Geoff; Chakma, Smita
Subject: 2017-18 Commonwealth Budget Brief [DLM=Sensitive]
Importance: High

Dear Jen, Michael and Mark,

Please find attached a Brief on the 2017-18 Commonwealth Budget and its impacts on the ACT.

DG's it would be appreciated if you could pass a copy of this Brief to your respective Ministers.

Regards,

Andrew Beaumont
Director
Macroeconomic Branch
ACT Treasury
+61 2 62059121
andrew.beaumont@act.gov.au

This document is exempt
under section 36 of the
Freedom of Information Act 1989

Hancock, Carly

From: Whitten, Meredith
Sent: Wednesday, 10 May 2017 8:27 AM
To: Whybrow, Mark
Subject: RE: Commonwealth Budget 2017-18 Update [SEC=UNCLASSIFIED, DLM=For-Official-Use-Only]

Mark

Would you please also send me the 8.30pm brief too.

With thanks

Meredith Whitten | Deputy Director-General |
Phone 620 70384 | [REDACTED]
Business Services Division | Education Directorate | ACT Government
Level 1 Annex 220 Northbourne Avenue Braddon ACT 2601 | GPO Box 158 Canberra ACT 2601 | www.act.gov.au
www.det.act.gov.au | [Facebook](#) | [Twitter](#) | [Pinterest](#) | [LinkedIn](#) | [Google+](#)

From: Whybrow, Mark
Sent: Wednesday, 10 May 2017 8:22 AM
To: Whitten, Meredith <Meredith.Whitten@act.gov.au>
Subject: Fwd: Commonwealth Budget 2017-18 Update [SEC=UNCLASSIFIED, DLM=For-Official-Use-Only]

Sent from my iPhone

Begin forwarded message:

From: "Whybrow, Mark" <Mark.Whybrow@act.gov.au>
Date: 9 May 2017 at 8:35:25 pm AEST
To: "Whybrow, Mark" <Mark.Whybrow@act.gov.au>, "Howson, Natalie" <Natalie.Howson@act.gov.au>, "Brighton, Meg" <Meg.Brighton@act.gov.au>, "Efthymiades, Deb" <Deb.Efthymiades@act.gov.au>, "Paillas, Stephen" <Stephen.Paillas@act.gov.au>, "Vigor, Catriona" <Catriona.Vigor@act.gov.au>, "Ceramidas, Joshua" <Joshua.Ceramidas@act.gov.au>
Cc: "Hancock, Carly" <Carly.Hancock@act.gov.au>, "Parker, Megan" <Megan.Parker@act.gov.au>
Subject: RE: Commonwealth Budget 2017-18 Update [SEC=UNCLASSIFIED, DLM=For-Official-Use-Only]

Please see attached update provided by commwealth [REDACTED]

Cheers
Mark

Mark Whybrow | Chief Finance Officer | <mailto:mark.whybrow@act.gov.au>
Phone: 02 62052685 | Fax: 02 62055472 | [REDACTED]
Education | ACT Government |
Level 1 Annex, 220 Northbourne Avenue, Braddon | GPO Box 158 Canberra ACT 2601 |

<http://www.det.act.au>

From: Whybrow, Mark
Sent: Tuesday, 9 May 2017 8:30 PM
To: Howson, Natalie; Brighton, Meg; Efthymiades, Deb; Paillas, Stephen; Vigor, Catriona; Ceramidas, Joshua
Cc: Hancock, Carly; Parker, Megan
Subject: Commonwealth Budget 2017-18 Update [SEC=UNCLASSIFIED, DLM=For-Official-Use-Only]

Colleagues

Please see attached Education Directorate's briefing on Commonwealth's 2017-18 Budget.

The pre announcement information and official briefings has provided significantly more detail than the Budget papers have, and this information is included in the briefing.

The updates in Commonwealth estimates from the MEYEFO position is consistent with the 2 May education announcements.

Please note differences in changes to Commonwealth forward estimates from the announced impact on the new Commonwealth funding model are due to the following issues:

- Budget provided on financial year - Education funding announcement based on school year
- Budget includes Commonwealth estimates for enrolment movements - announcement based on no changes in enrolment

The increase of universal access funding is \$9m for the 2018 extension.

Cheers
Mark

Mark Whybrow | Chief Finance Officer | <mailto:mark.whybrow@act.gov.au>
Phone: 02 62052685 | Fax: 02 62055472 | [REDACTED]
Education | ACT Government |
Level 1 Annex, 220 Northbourne Avenue, Braddon | GPO Box 158 Canberra ACT 2601 |
<http://www.det.act.au>



Please consider the environment before printing this email.

Hancock, Carly

From: Hancock, Carly
Sent: Wednesday, 10 May 2017 8:44 AM
To: Scanes, Mark; Narayan, Debra
Subject: FW: Commonwealth Budget 2017-18 Update [SEC=UNCLASSIFIED, DLM=For-Official-Use-Only]
Attachments: ACT 2017-2021.xlsx

FYI

Carly Hancock | A/g Finance and Office Administrator
 Phone: +61 2 6205 5475 | Email: carly.hancock@act.gov.au
 Strategic Finance | Education Directorate | ACT Government
 Level 1 Annexe 220 Northbourne Avenue | GPO Box 158 Canberra ACT 2601 | www.det.act.gov.au

From: Whybrow, Mark
Sent: Tuesday, 9 May 2017 8:35 PM
To: Whybrow, Mark; Howson, Natalie; Brighton, Meg; Efthymiades, Deb; Paillas, Stephen; Vigor, Catriona; Ceramidas, Joshua
Cc: Hancock, Carly; Parker, Megan
Subject: RE: Commonwealth Budget 2017-18 Update [SEC=UNCLASSIFIED, DLM=For-Official-Use-Only]

Please see attached update provided by commwealth [REDACTED]

Cheers
 Mark

Mark Whybrow | Chief Finance Officer | <mailto:mark.whybrow@act.gov.au>
 Phone: 02 62052685 | Fax: 02 62055472 | [REDACTED]
 Education | ACT Government |
 Level 1 Annex, 220 Northbourne Avenue, Braddon | GPO Box 158 Canberra ACT 2601 |
<http://www.det.act.au>

From: Whybrow, Mark
Sent: Tuesday, 9 May 2017 8:30 PM
To: Howson, Natalie; Brighton, Meg; Efthymiades, Deb; Paillas, Stephen; Vigor, Catriona; Ceramidas, Joshua
Cc: Hancock, Carly; Parker, Megan
Subject: Commonwealth Budget 2017-18 Update [SEC=UNCLASSIFIED, DLM=For-Official-Use-Only]

Colleagues

Please see attached Education Directorate's briefing on Commonwealth's 2017-18 Budget.

The pre announcement information and official briefings has provided significantly more detail than the Budget papers have, and this information is included in the briefing.

The updates in Commonwealth estimates from the MEYEFO position is consistent with the 2 May education announcements.

Please note differences in changes to Commonwealth forward estimates from the announced impact on the new Commonwealth funding model are due to the following issues:

- Budget provided on financial year - Education funding announcement based on school year

- Budget includes Commonwealth estimates for enrolment movements - announcement based on no changes in enrolment

The increase of universal access funding is \$9m for the 2018 extension.

Cheers
Mark

Mark Whybrow | Chief Finance Officer | <mailto:mark.whybrow@act.gov.au>

Phone: 02 62052685 | Fax: 02 62055472 | [REDACTED]


Education | ACT Government |

Level 1 Annex, 220 Northbourne Avenue, Braddon | GPO Box 158 Canberra ACT 2601 |

<http://www.det.act.au>



Please consider the environment before printing this email.



Hancock, Carly

From: Hancock, Carly
Sent: Wednesday, 10 May 2017 8:44 AM
To: Scanes, Mark; Narayan, Debra
Subject: FW: Commonwealth Budget 2017-18 Update [SEC=UNCLASSIFIED, DLM=For-Official-Use-Only]
Attachments: Dot Points - Commonwealth Budget.doc; Attachment 1 - 2017-18 Commonwealth Budget Update.xlsx; Attachment 2 - Commonwealth Funding over the next 10 years.pdf

FYI

Carly Hancock | A/g Finance and Office Administrator
 Phone: +61 2 6205 5475 | Email: carly.hancock@act.gov.au
 Strategic Finance | Education Directorate | ACT Government
 Level 1 Annexe 220 Northbourne Avenue | GPO Box 158 Canberra ACT 2601 | www.det.act.gov.au

From: Whybrow, Mark
Sent: Tuesday, 9 May 2017 8:30 PM
To: Howson, Natalie; Brighton, Meg; Efthymiades, Deb; Paillas, Stephen; Vigor, Catriona; Ceramidas, Joshua
CC: Hancock, Carly; Parker, Megan
Subject: Commonwealth Budget 2017-18 Update [SEC=UNCLASSIFIED, DLM=For-Official-Use-Only]

Colleagues

Please see attached Education Directorate's briefing on Commonwealth's 2017-18 Budget.

The pre announcement information and official briefings has provided significantly more detail than the Budget papers have, and this information is included in the briefing.

The updates in Commonwealth estimates from the MEYEFO position is consistent with the 2 May education announcements.

Please note differences in changes to Commonwealth forward estimates from the announced impact on the new Commonwealth funding model are due to the following issues:

- Budget provided on financial year - Education funding announcement based on school year
- Budget includes Commonwealth estimates for enrolment movements - announcement based on no changes in enrolment

The increase of universal access funding is \$9m for the 2018 extension.

Cheers
 Mark

Mark Whybrow | Chief Finance Officer | <mailto:mark.wh.ybrow@act.gov.au>
 Phone: 02 62052685 | Fax: 02 62055472 [REDACTED]
 Education | ACT Government |
 Level 1 Annex, 220 Northbourne Avenue, Braddon | GPO Box 158 Canberra ACT 2601 |
<http://www.det.act.au>

 Please consider the environment before printing this email.

Specific Purpose and National Partnership and other payments affecting the ACT

Education – Specific Purpose Payments

- Following the release of the 2017-18 Commonwealth Budget, funding to education in the ACT decreased from an estimated \$293.7 million (pre budget estimate) to \$289.7 million (post budget estimate). This equates to a reduction of \$4 million or 1%.
- Over the four years of the budget (2017-18 to 2020-21), funding to the ACT decreased from the pre-budget estimate of \$1.470 billion to \$1.440 billion (post budget). This equates to a reduction of \$29 million or 2%. The decrease is primarily due to the Commonwealth Government's proposed new funding model for education that will broadly see significant decreases in funding for non-government schools, partially offset by modest increases for public schools (CAB 17/7 provides further details).
- Funding for Canberra Public Schools in the ACT increased from \$95.5 million (pre budget estimate) for 2017-18 to \$96.1 million (post budget estimate). This equates to an increase of \$0.6 million or 1%. The increase is primarily due to the implementation of a common 20 % share of the Schooling resource Standard to be funded by the Commonwealth.
- Funding for non-government schools in the ACT decreased from \$198.2 million (pre budget estimate) for 2017-18 to \$193.6 million (post budget estimate). This equates to a reduction of \$4.6 million or 2%. The decrease is primarily due to the removal of special arrangements for Catholic Systemic Schools and the Canberra Christian School and a proposed reduction in funding to five independent schools.

Please refer to the **Attachment 1** – Summary Commonwealth Grants – 2017-18 Budget update.

Further Details regarding the proposed new Commonwealth funding model are provided in the dot points under the heading '*Commonwealth Government Education Funding – 2018 and Beyond*'.

National Partnership Payments

- *Independent Public Schools Initiative* – No Change. Ends in 2016-17.
- *National Quality Agenda for Early Childhood Education and Care* – No Change. Ends in 2017-18.
- *National School Chaplaincy Program* – No Change. Ends in 2017-18.
- *Trade Training Centres – Government Schools* – No Change. Ends in 2016-17.

- *Universal Access to Early Childhood Education* – Additional \$9.0 million over 2 financial years (2017-18 and 2018-19). The Commonwealth has extended the Universal Access to Early Childhood Education agreement by a further 12 months through to 2018-19. The agreement provides universal access to early childhood programmes for all children enrolled in the year before full-time school for 600 hours per year, delivered by a qualified early childhood teacher who meets National Quality Framework requirements and with a focus on participation by vulnerable and disadvantage children, regardless of the setting in which programmes are delivered.
- *Online Safety Programs* – No Change. Ends in 2017-18.

COMMONWEALTH GOVERNMENT EDUCATION FUNDING – 2018 AND BEYOND

ANNOUNCEMENT 2-5-17

National Announcement

- The Commonwealth Government has announced a commitment to a sector blind, consistent, needs based funding model adding resources to deliver what students need.
- The Commonwealth announced its intention to target the government sector where need is greater by providing average indexation of 5.2% per year over the next four years. Across all sectors indexation nationally will average 4.2% per annum meaning a lower indexation rate for non-government schools.
- The Commonwealth announced that total funding for education will grow from around \$17.5 billion in 2017 to \$22.1 billion in 2021 and \$30.6 billion by 2027. This equates to an increase of 75% in Commonwealth funding over 10 years.
- At the end of the next 10 years the Commonwealth will transition to even share of funding across States and Territories in each sector.
- For Government schools the Commonwealth has committed, by 2027 to provide 20% of the Schooling Resource Standard up from 17% of Schooling Resource Standard in 2017. This replaces the Commonwealth's 66% share of the additional funding required to bring schools below the Schooling Resource Standard up the standard.
- For non-government schools by 2027, the Commonwealth Government has committed to provide 80% of funding under the Schooling Resource Standard which is up from 77% at present. This replaces the Commonwealth's 66% share of the additional funding required to bring schools below the Schooling Resource Standard up the standard.
- A condition of Commonwealth funding is that States and Territories are required to maintain their real per student funding levels to Government and Non government Schools.
- A summary of the financial impact to Commonwealth funding for School Education is provided at **Attachment 2**.
- The Gonski 2.0 review is anticipated to be completed by December 2017. The review has no impact on the quantum of funding and the focus is on performance improvement priorities.

ACT impact /Potential Issue

- The Commonwealth has advised that “total funding for the ACT will grow from approximately \$280.6 million in 2017 to \$431.0 m in 2027, increasing an average annual growth per student of 1.6 per cent per year. Funding for government schools in the ACT will grow at an average of 5.8 per cent per student each year, with non government schools reducing at 0.8 per cent.”
- The headline figures showing an increase of \$150.4 million over 10 years in the ACT equates an increase of 52%. This position is driven by increased funding to public schools and reduced growth to non-government schools.
- An initial assessment of this announcement identifies the following issues for public and non-government schools in the ACT.

Canberra Public Schools

- The Commonwealth announcement provides an increase in Commonwealth per capita funding for Canberra Public Schools of 5.8% per annum. This is driven by indexation in line with the previously announced budget position (3.56%) and an increase in the Commonwealth funding share of the Schooling Resource Standard from the existing 16% to 20% over the next 10 years. This is estimated to provide in the order of \$24 million per annum on full implementation.
- Canberra Public Schools are currently above the Schooling Resource Standard and are projected to be at the Schooling Resource Standard by 2019. It is expected that the Commonwealth condition to maintain Territory funding at real per student levels would not be enforced as long as Canberra Public Schools did not fall below the Schooling Resource Standard, however this would need to be documented in a bilateral agreement.
- From 2019, to maintain Canberra Public Schools at the Schooling Resource Standard, it is estimated to require additional funding in the order of \$10.0 million per annum from the ACT Government.
- In addition, from 2018, it is anticipated that improved students with a disability loadings, based on the new national collection will recognise the higher level of need of students with a disability in Canberra Public Schools.

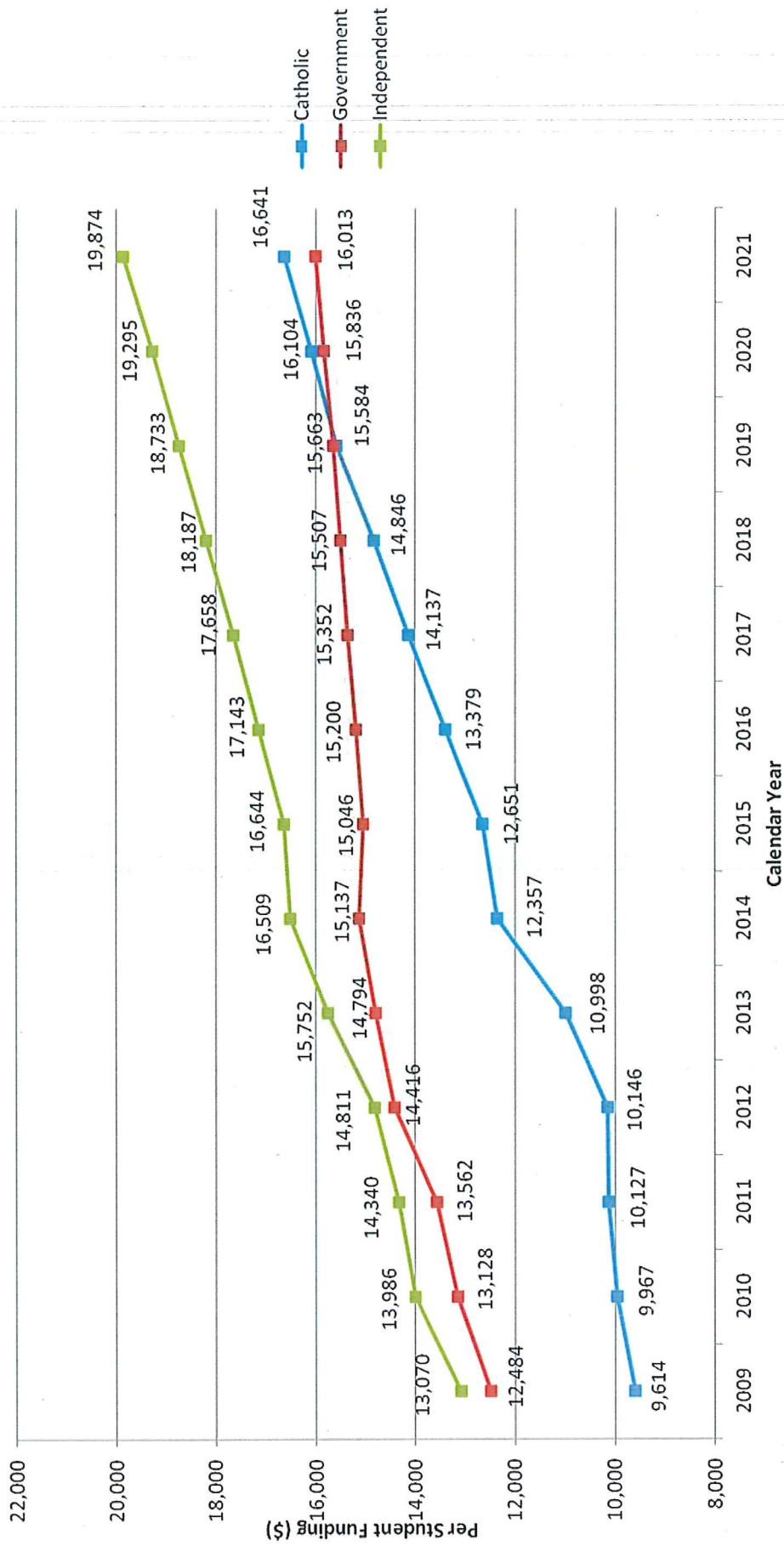
Non Government Schools

- Over the next four years frozen (2018 to 2021), funding for non-government schools has been effectively frozen by the Commonwealth. In the Independent sector some schools will see increases over this period but the amounts are offset by decreases in other schools.

- The Commonwealth announcement provides a decrease in Commonwealth per capita funding for Canberra non-government Schools over the next 10 years of approximately of 0.5% per annum on average for independent schools and 0.8% per annum for Catholic Systemic Schools. This position is driven by:
 - the removal of special arrangements for Catholic System Schools and the Canberra Christian School which did not reflect the actual schools SES scores; and
 - five independent non-government schools expected to see a real decrease in funding in 2018 (*Daramalan College, Marist College, Burgmann Anglican School, Radford College and Brindabella Christian College*).

- All non-government schools can apply to access the Commonwealth's vulnerable and disadvantaged schools temporary adjustment assistance fund (\$39.8 million over 10 years).
- ACT Government funding to non-government schools is currently based upon the Commonwealth Schooling Resource Standard. The ACT would also need to reduce its per-student funding levels to non-government schools if it was to continue to align with the revised Commonwealth Schooling Resource Standard. Original estimates are in the order of \$2m per annum.
- Since the introduction of the NERA in 2013, funding to the non-government sector has increased at a significantly higher rate than the Government sector. **Graph 1** below shows the total per student funding (all sources including fees). Between 2014 and 2015, per student funding for public school students decreased. As can be seen in Graph 1, by 2019 per student funding for Canberra Public Schools would be in line with Catholic Systemic Schools if the original Gonski funding model was retained.

**GRAPH 1: Total Recurrent Income Per Student in the ACT
2009 to 2021, by Sector**



SCHOOL FUNDING

National Education Reform - Students First funding - Government schools

	17/18 MYEFO (Stage 3 Update) \$'000	17/18 C'wth Update \$'000	Variance	Percentage Change	Annual % Increase
2016-17	86,639.0	88,000.0	1,361.0	1.6%	
2017-18	95,483.0	96,100.0	617.0	0.6%	10.2%
2018-19	105,295.0	106,300.0	1,005.0	1.0%	10.3%
2019-20	112,869.0	117,900.0	5,031.0	4.5%	7.2%
2020-21 **	130,200.0	130,200.0	0.0	n/a	n/a
Total	530,486.0	538,500.0	8,014.0	1.5%	27.7%

National Education Reform - Students First funding - Non-Government schools

	17/18 MYEFO (Stage 3 Update) \$'000	17/18 C'wth Update \$'000	Variance	Percentage Change	Annual % Increase
2016-17	192,250.9	191,800.0	-450.9	-0.2%	
2017-18	198,220.9	193,600.0	-4,620.9	-2.3%	3.1%
2018-19	207,593.6	195,800.0	-11,793.6	-5.7%	4.7%
2019-20	217,644.5	198,400.0	-19,244.5	-8.8%	4.8%
2020-21	201,200.0	201,200.0	0.0	n/a	n/a
Total	1,016,910.0	980,800.0	-36,110.0	-3.6%	12.7%

National Partnership on Independent Public Schools Initiative

	16/17 MYEFO \$'000	17/18 C'wth Update \$'000	Variance	Percentage Change	Annual % Increase
2016-17	260.0	300.0	40.0	15.4%	
2017-18	0.0	0.0	0.0	n/a	n/a
2018-19	0.0	0.0	0.0	n/a	n/a
2019-20	0.0	0.0	0.0	n/a	n/a
2020-21	0.0	0.0	0.0	n/a	n/a
Total	260.0	300.0	40.0	15.4%	0.0%

Ends in 2016-17

National Partnership on National Quality Agenda for early childhood education and care

	16/17 MYEFO \$'000	17/18 C'wth Update \$'000	Variance	Percentage Change	Annual % Increase
2016-17	500.0	500.0	0.0	0.0%	
2017-18	500.0	500.0	0.0	0.0%	0.0%
2018-19	0.0	0.0	0.0	n/a	n/a
2019-20	0.0	0.0	0.0	n/a	n/a
2020-21	0.0	0.0	0.0	n/a	n/a
Total	1,000.0	1,000.0	0.0	0.0%	0.0%

National Partnership on National School Chaplaincy Programme

	16/17 MYEFO \$'000	17/18 C'wth Update \$'000	Variance	Percentage Change	Annual % Increase
2016-17	966.0	1,000.0	34.0	3.5%	
2017-18	966.0	1,000.0	34.0	3.5%	0.0%
2018-19	0.0	0.0	0.0	n/a	n/a
2019-20	0.0	0.0	0.0	n/a	n/a
2020-21	0.0	0.0	0.0	n/a	n/a
Total	1,932.0	2,000.0	68.0	3.5%	0.0%

National Partnership on Trade Training Centres Schools – Government Schools

	16/17 MYEFO \$'000	17/18 C'wth Update \$'000	Variance	Percentage Change	Annual % Increase
2016-17	725.0	700.0	-25.0	-3.4%	
2017-18	0.0	0.0	0.0	n/a	n/a
2018-19	0.0	0.0	0.0	n/a	n
2019-20	0.0	0.0	0.0	n/a	n
2020-21	0.0	0.0	0.0	n/a	n
Total	725.0	700.0	-25.0	-3.4%	0.0%

Ends in 2016-17

National Partnership on Universal Access to Early Childhood Education

	16/17 MYEFO \$'000	17/18 C'wth Update \$'000	Variance	Percentage Change	Annual % Increase
2016-17	7,150.0	7,200.0	50.0	0.7%	
2017-18	5,089.0	7,800.0	2,711.0	53.3%	-28.8%
2018-19	0.0	6,300.0	6,300.0	100.0%	n/a
2019-20	0.0	0.0	0.0	n/a	n/a
2020-21	0.0	0.0	0.0	n/a	n/a
Total	12,239.0	21,300.0	9,061.0	74.0%	-28.8%

National Partnership on Online Safety Programs in Schools

	16/17 MYEFO \$'000	17/18 C'wth Update \$'000	Variance	Percentage Change	Annual % Increase
2016-17	0.0	0.0	0.0	n/a	
2017-18	100.0	100.0	0.0	0.0%	n/a
2018-19	0.0	0.0	0.0	n/a	n
2019-20	0.0	0.0	0.0	n/a	n
2020-21	0.0	0.0	0.0	n/a	n
Total	100.0	100.0	0.0	0.0%	0.0%