



ACT
Government

Chief Minister, Treasury and
Economic Development

Freedom of Information Publication Coversheet

The following information is provided pursuant to section 28 of the *Freedom of Information Act 2016*.

FOI Reference: CMTEDDFOI 2018-0296

Information to be published	Status
1. Access application	Published
2. Decision notice	Published
3. Documents and schedule	Published
4. Additional information identified	No
5. Fees	N/A
6. Processing time (in working days)	17
7. Decision made by Ombudsman	N/A
8. Additional information identified by Ombudsman	N/A
9. Decision made by ACAT	N/A
10. Additional information identified by ACAT	N/A


From: [REDACTED]
To: [CMTEDD.FOI](#)
Subject: Freedom of Information request
Date: Thursday, 18 October 2018 11:11:46 AM

Please find online enquiry details below. Please ensure this enquiry is responded to within fourteen working days.

Your details

All fields are optional, however an email address OR full postal address must be provided for us to process your request. An email address and telephone contact number will assist us to contact you quickly if we need to discuss your request.

Title:
First Name:
Last Name:
Business/Organisation:
Address:
Suburb:
Postcode:
State/Territory:
Phone/mobile:
Email address:



Request for information

(Please provide as much detail as possible, for example subject matter and relevant dates, and also provide details of documents that you are not interested in.)

Under the Freedom of Information Act 2016 I want to access the following document/s (*required field):

I request the results for all surveys and polls commissioned by the ACT Government since 16 August 2018. These documents may include but are not limited to reports issued by the consultants or contractors and include questions, results, conclusions, analysis and/or recommendations.

I do not want to access the following documents in relation to my request::

Thank you.
Freedom of Information Coordinator



ACT
Government

Chief Minister, Treasury and
Economic Development

Our ref: CMTEDDFOI 2018-0296



via email: [REDACTED]

Dear [REDACTED]

FREEDOM OF INFORMATION REQUEST

I refer to your application received by the Chief Minister, Treasury and Economic Development Directorate (CMTEDD) on 18 October 2018, in which you sought access to information under section 30 of the *Freedom of Information Act 2016* (the Act).

Specifically, you sought access to:

“the results for all surveys and polls commissioned by the ACT Government since 16 August 2018.”

Authority

I am an Information Officer appointed by the Director-General of CMTEDD under section 18 of the Act to deal with access applications made under Part 5 of the Act.

Timeframes

In accordance with section 40 of the Act, CMTEDD is required to provide a decision on your access application by 15 November 2018.

Decision on access

A search of documents was conducted and resulted in two documents being identified that fall with the scope of your request. I have decided to grant full access to the documents identified.

I have included as Attachment A to this letter the schedule of relevant documents. This provides a description of each document that falls within the scope of your request and the access decision for each of those documents. The documents to be released to you are provided as Attachment B to this letter.

Charges

Pursuant to *Freedom of Information (Fees) Determination 2017 (No 2)* processing charges are not applicable for this request because the total number of pages to be released to you is below the charging threshold of 50 pages.

Online publishing – Disclosure Log

Under section 28 of the Act, CMTEDD maintains an online record of access applications called a disclosure log. Your original access application, my decision and documents in response to your access application will be published in the CMTEDD disclosure log after 15 November 2018. Your personal contact details will not be published. You may view the CMTEDD disclosure log at: <https://www.cmtedd.act.gov.au/functions/foi/disclosure-log>.

Ombudsman Review

My decision on your access request is a reviewable decision as identified in Schedule 3 of the Act. You have the right to seek Ombudsman review of this outcome under section 73 of the Act within 20 working days from the day that my decision is published in the CMTEDD disclosure log, or a longer period allowed by the Ombudsman.

If you wish to request a review of my decision you may write to the Ombudsman at:

The ACT Ombudsman

GPO Box 442

CANBERRA ACT 2601

Via email: actfoi@ombudsman.gov.au

ACT Civil and Administrative Tribunal (ACAT) Review

Under section 84 of the Act, if a decision is made under section 82(1) on an Ombudsman review, you may apply to the ACAT for review of the Ombudsman decision. Further information may be obtained from the ACAT at:

ACT Civil and Administrative Tribunal

Level 4, 1 Moore St

GPO Box 370

Canberra City ACT 2601

Telephone: (02) 6207 1740

<http://www.acat.act.gov.au/>

Should you have any queries in relation to your request please contact me by telephone on 6207 7754 or email CMTEDDFOI@act.gov.au

Yours sincerely,



Sarah McBurney

Information Officer

Information Access Team

Chief Minister, Treasury and Economic Development Directorate

12 November 2018



ACT
Government

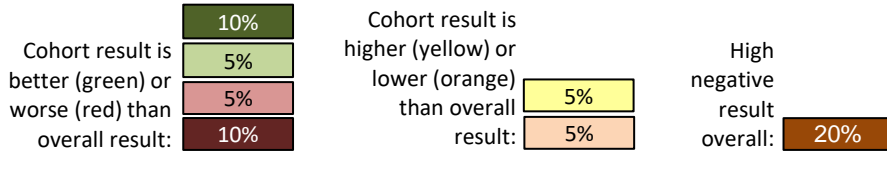
Chief Minister, Treasury and
Economic Development

FREEDOM OF INFORMATION REQUEST SCHEDULE

NAME	WHAT ARE THE PARAMETERS OF THE REQUEST	Reference NO.
	The results for all surveys and polls commissioned by the ACT Government since 16 August 2018.	CMTEDDFOI 2018-0296

Ref No	Page number	Description	Date	Status	Reason for Exemption	Online Release Status
1	1-4	Community views survey part C	7/2018	Full Release	N/A	Yes
2	5-27	Cycle 2 (Part C) 2018 – Chart Report	8/2018	Full Release	N/A	Yes
Total No of Docs						
2						

ACT Government CMTEDD Community Views Survey 2018 (C2, July 2018)



Main survey data table with columns for Overall Results, Income, Household Type, Identification, and Gender. Rows include questions about household rates, drone use, hospital care, and demographics.

Chief Minister, Treasury and Economic Development Directorate

Cycle 2 (Part C) 2018 – Chart Report

August 2018



Background

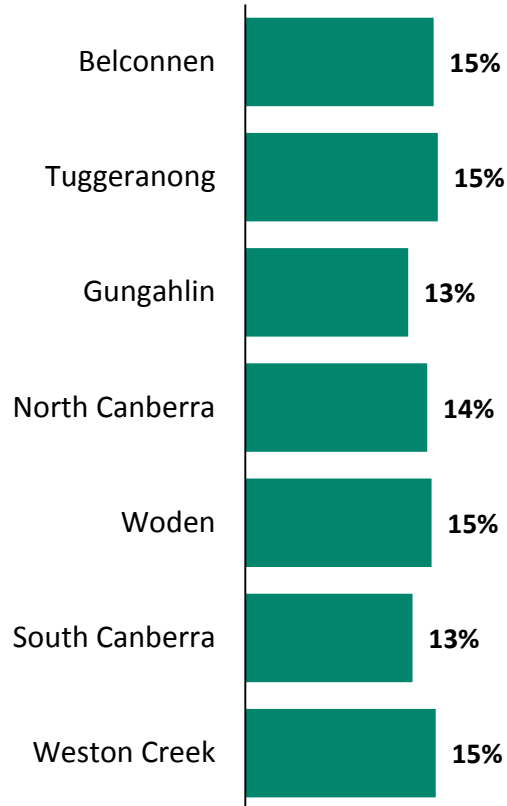
- Ongoing ACT community survey conducted
- *Computer Assisted Telephone Interviewing (CATI)* methodology
- Sampling 600 respondents per cycle, stratified by ACT regions (**approximate 86 per region**):
 - North Canberra; South Canberra; Woden; Weston Creek; Belconnen; Gungahlin; and Tuggeranong
 - Data is weighted after fieldwork to reflect the relative population proportions
- Fieldwork dates (baseline)

14-21 July 2018
- Statistical confidence levels
 - **Overall results:** 95% ± 4pp
 - **Regions:** 90% ± 9pp

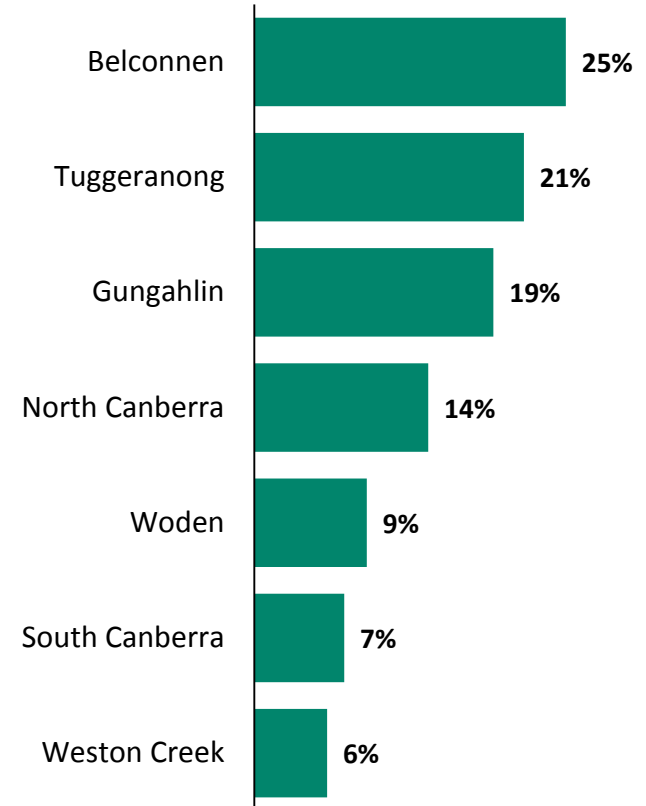
Demographics

Part C results

Region (Unweighted)



Region (Weighted)

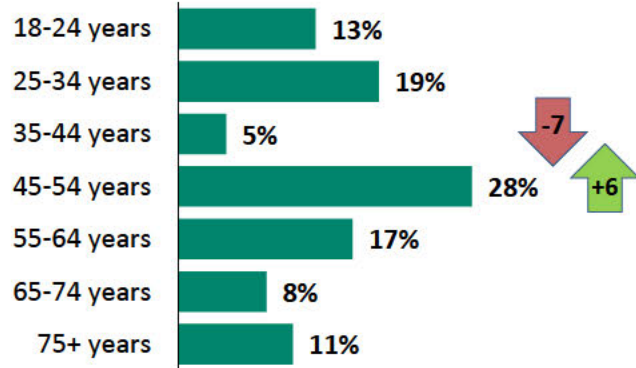


Demographics

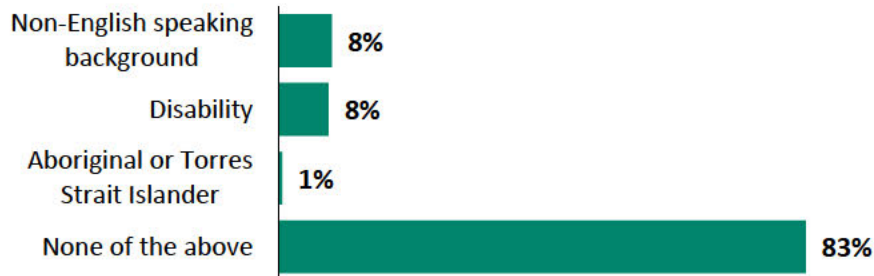
Gender (Unweighted)



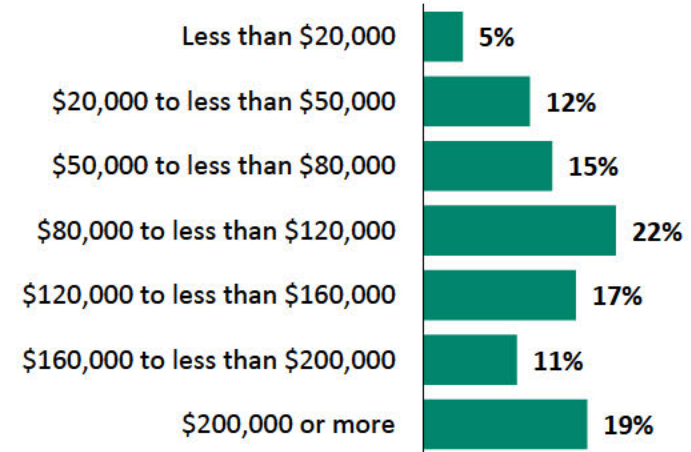
Age (Unweighted)



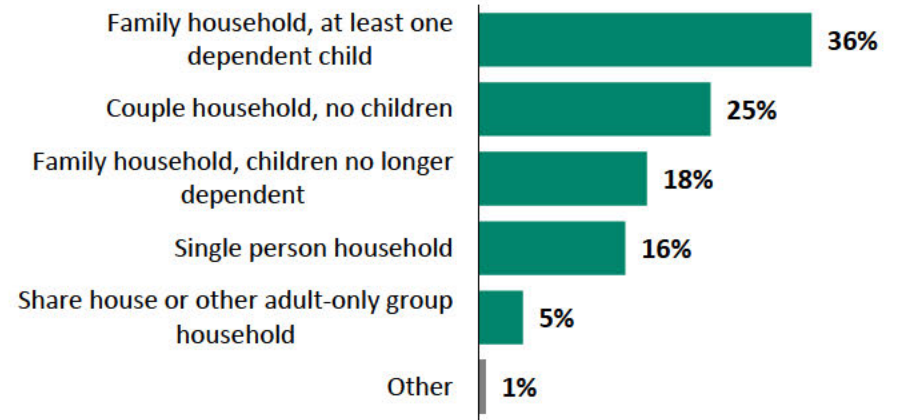
Identification (Unweighted)



Household Income (Unweighted)

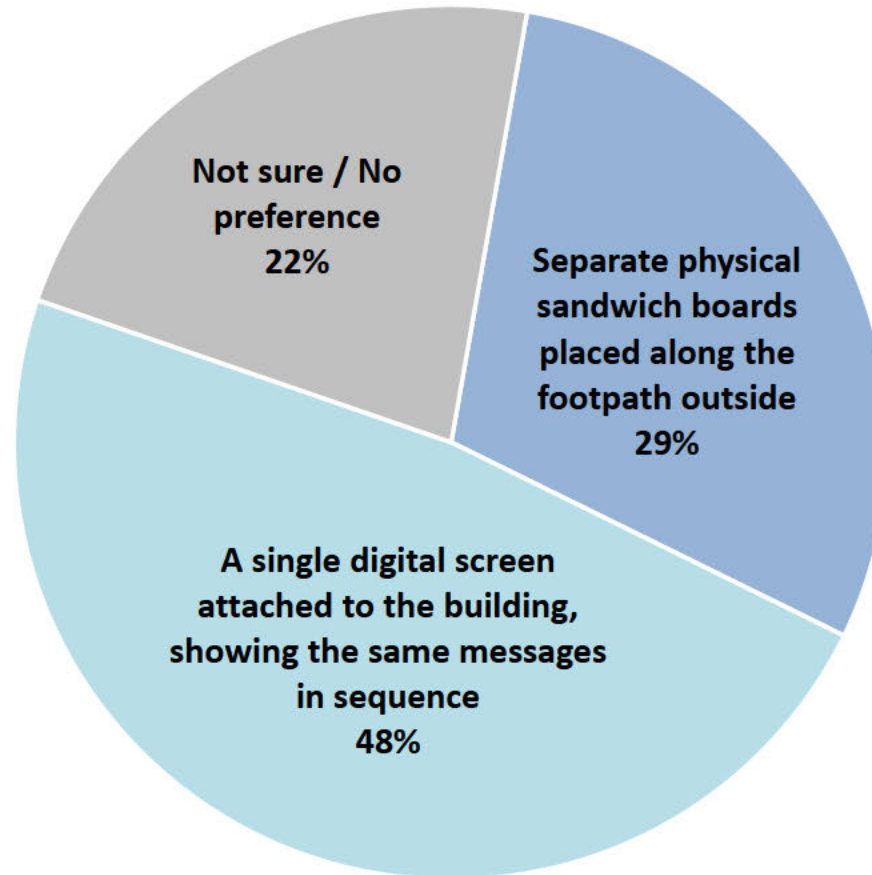


Family composition (Unweighted)



Community Information – Outdoor Advertising

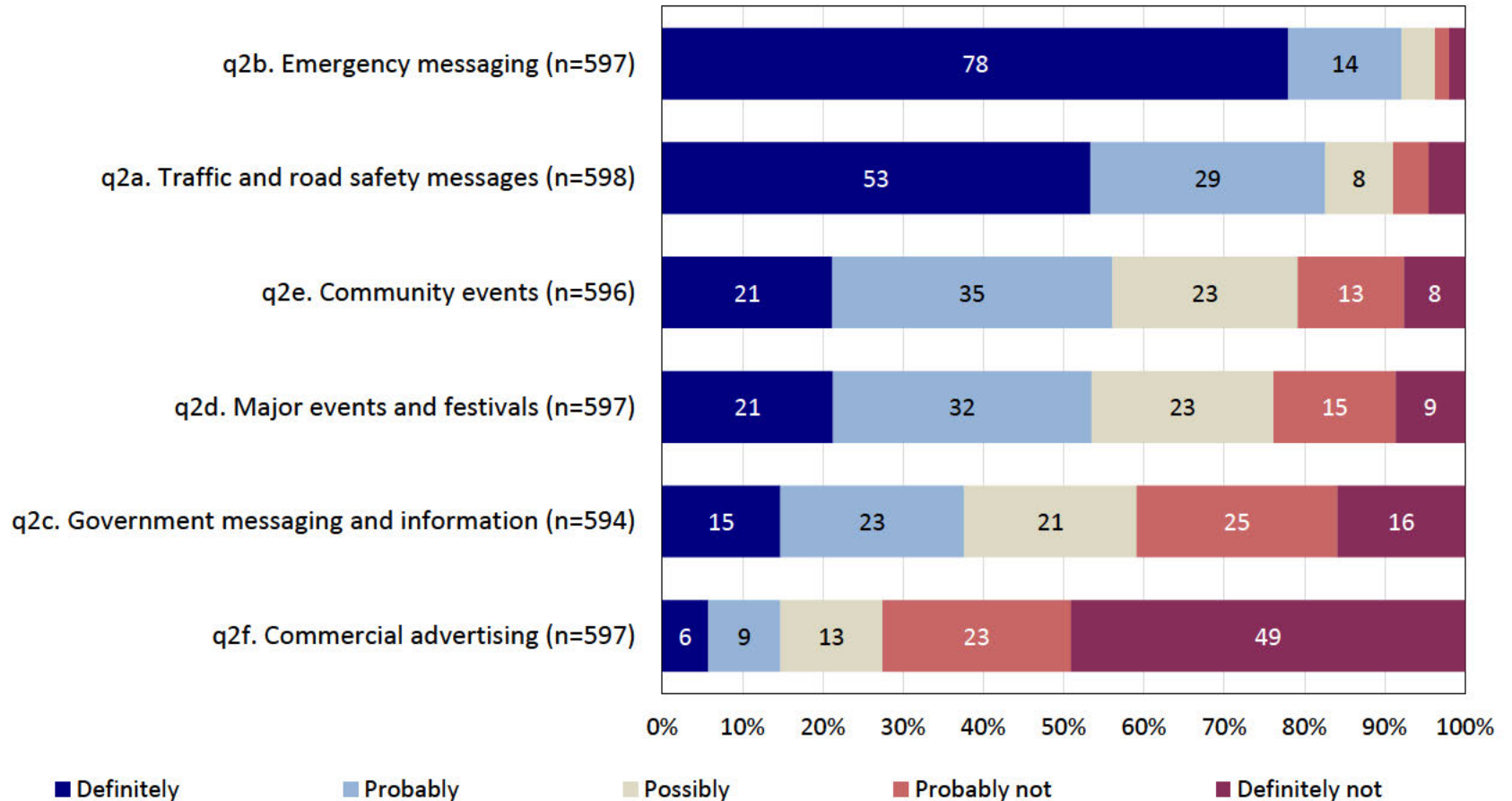
When multiple businesses occupy the same street or building, which of the following advertising options would you prefer?



Base: All respondents (n=600)

Community Information – Outdoor Advertising

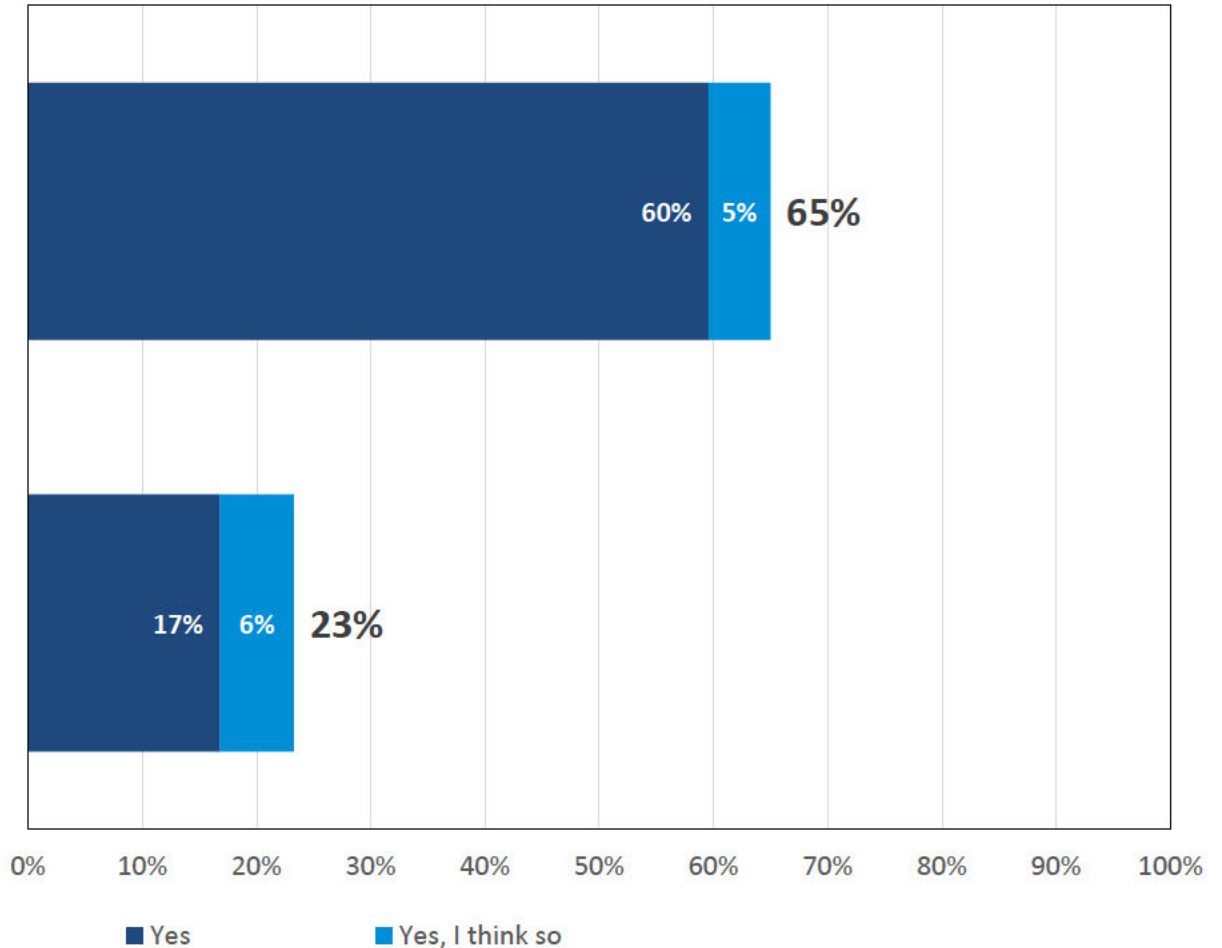
Assuming sufficient regulation, how likely would you be to support stand-alone outdoor digital screens in the ACT, for the following purposes:



Base: All respondents

Community Information – CBR Brand

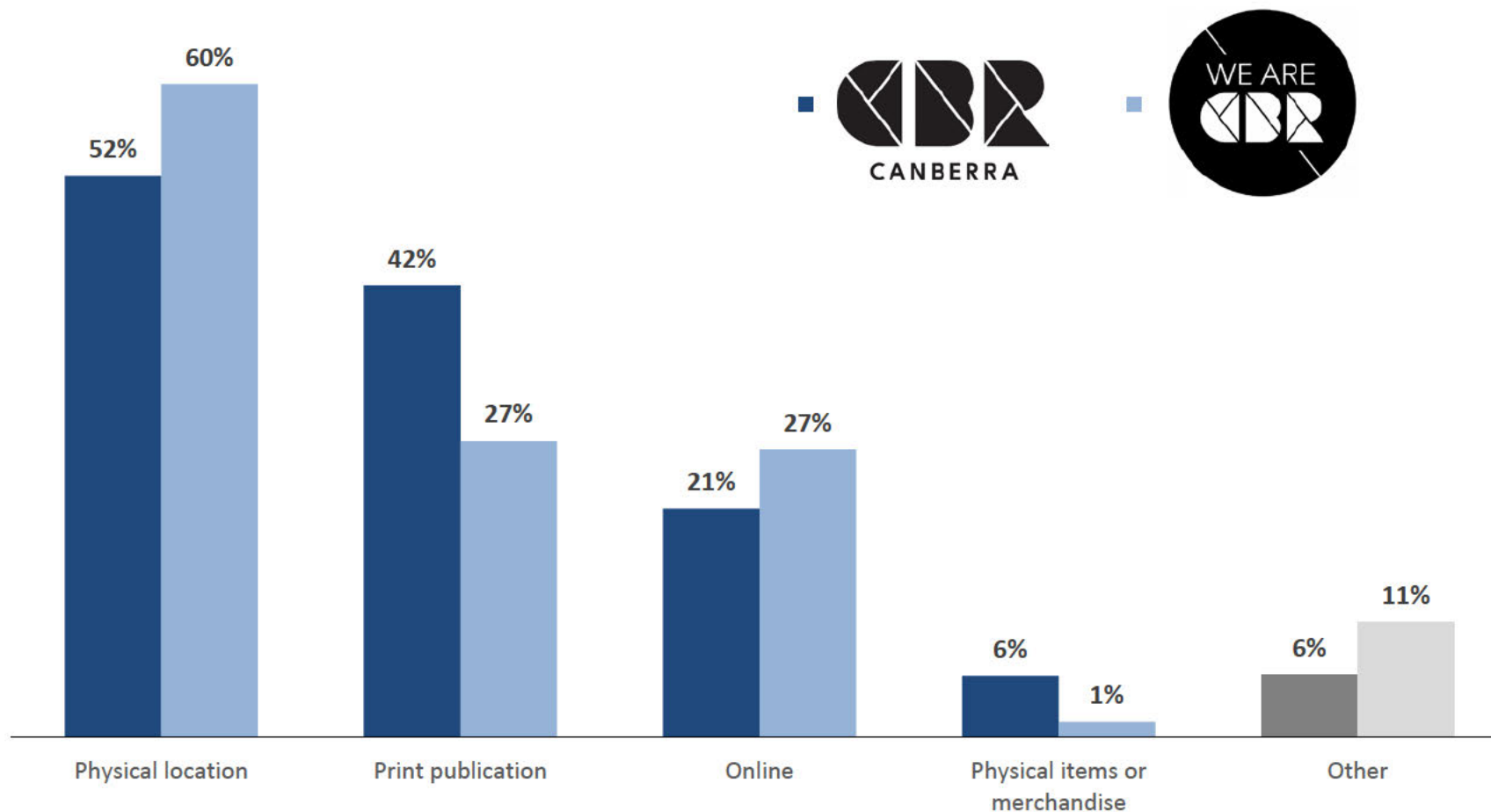
Before today, had you seen this logo?



Base: All respondents (n=600)

Community Information – CBR Brand

Where was the logo? (Unprompted)



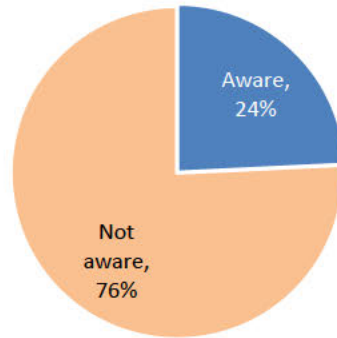
Base: Respondents who recall seeing the logo in a particular place, or publication, or website (n=275 for “CBR” logo, n=93 for “We are CBR” logo)

Community Information – Reconciliation Day and Week

Attendance and Awareness, of Reconciliation Day/Week events or activities in the ACT

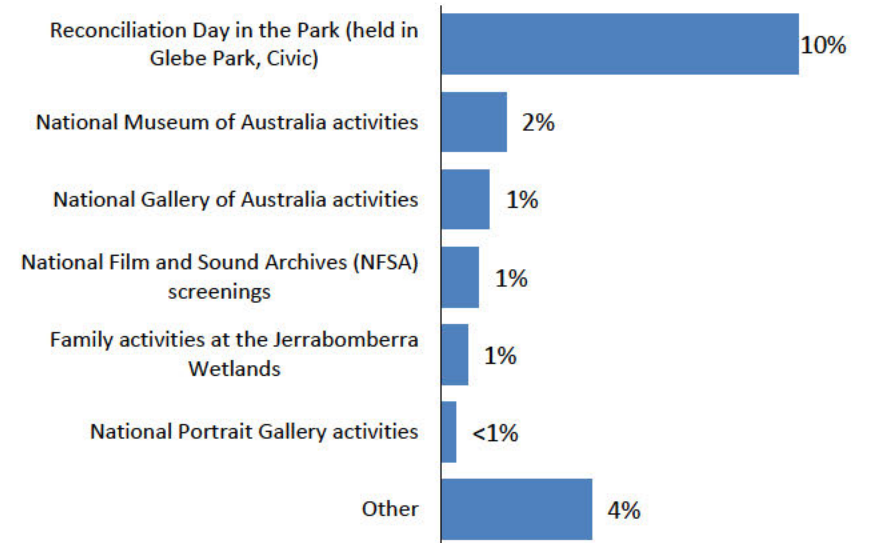
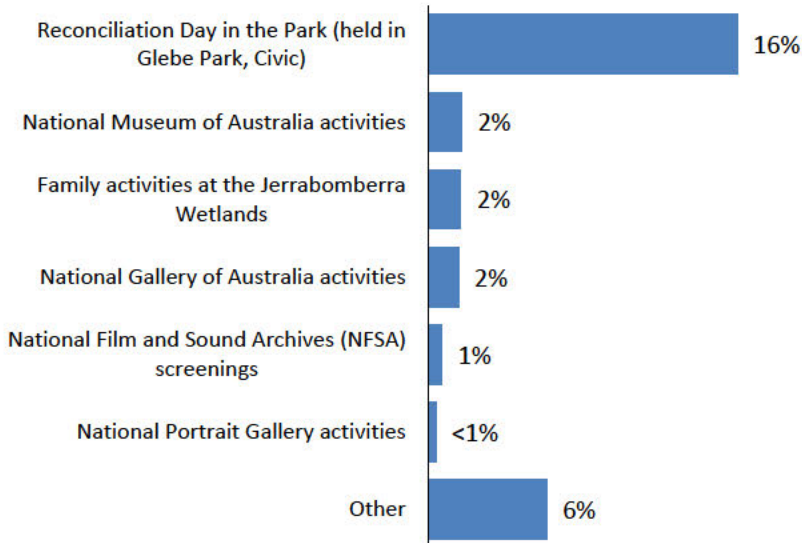
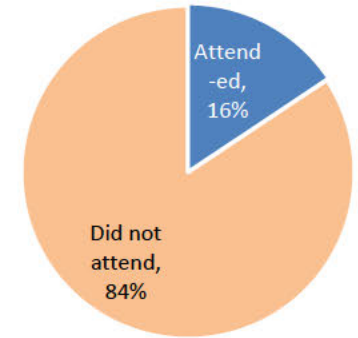
q9mr. Awareness of the public event or activity

Base: All respondents (n=600)



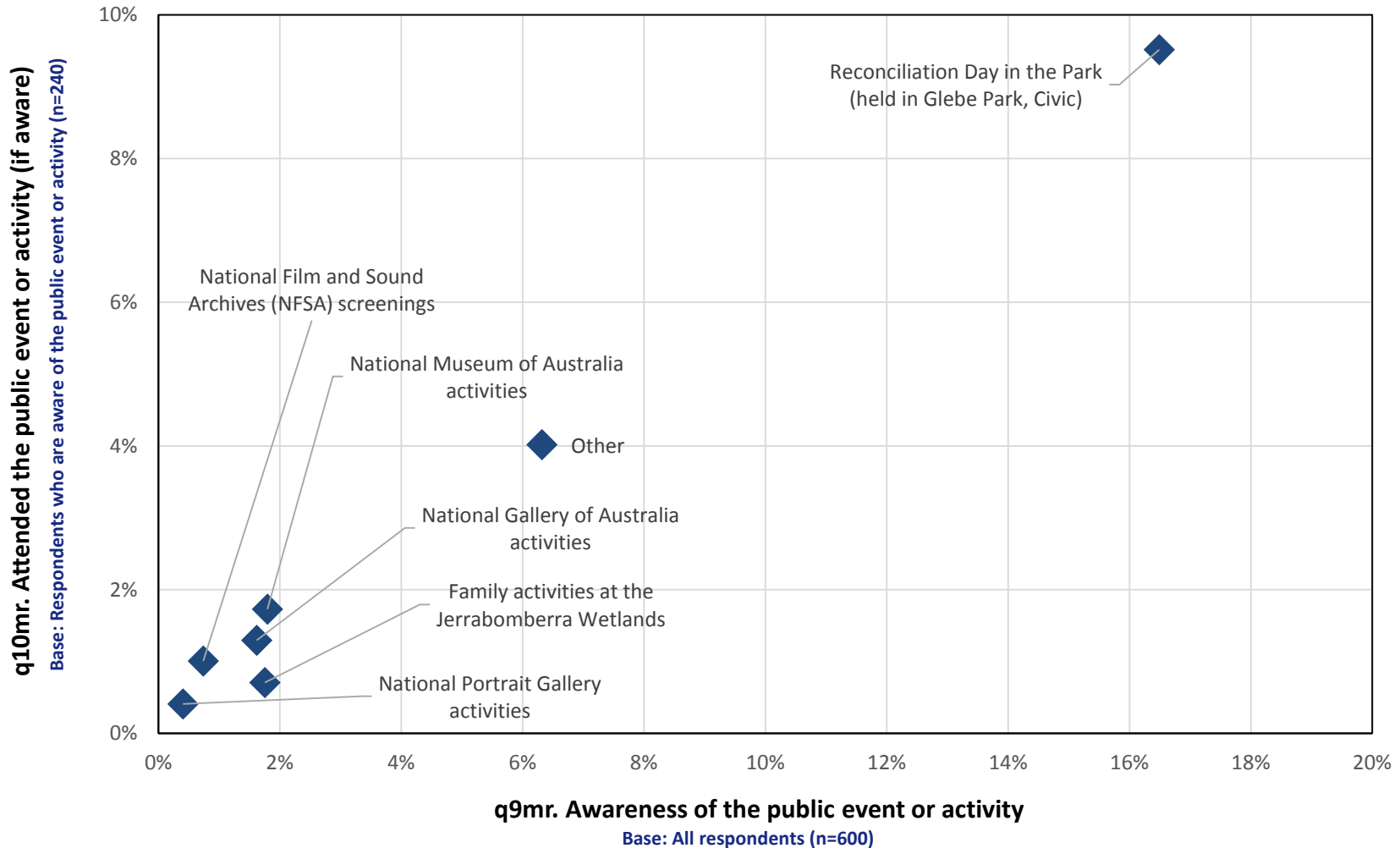
q10mr. Attended the public event or activity (if aware)

Base: Respondents who are aware of the public event or activity (n=240)



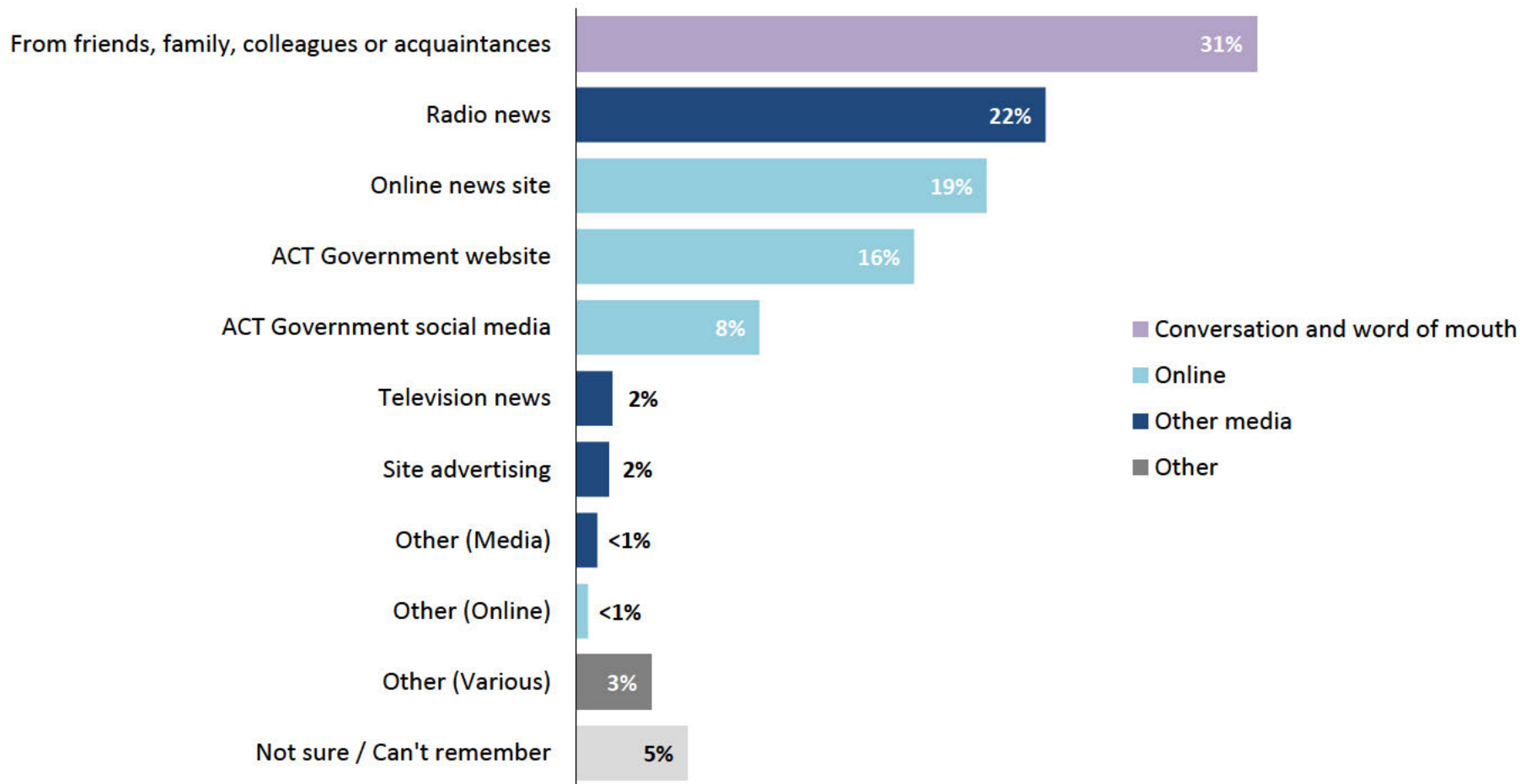
Community Information – Reconciliation Day and Week

Attendance and Awareness, of Reconciliation Day/Week events or activities in the ACT



Community Information – Reconciliation Day and Week

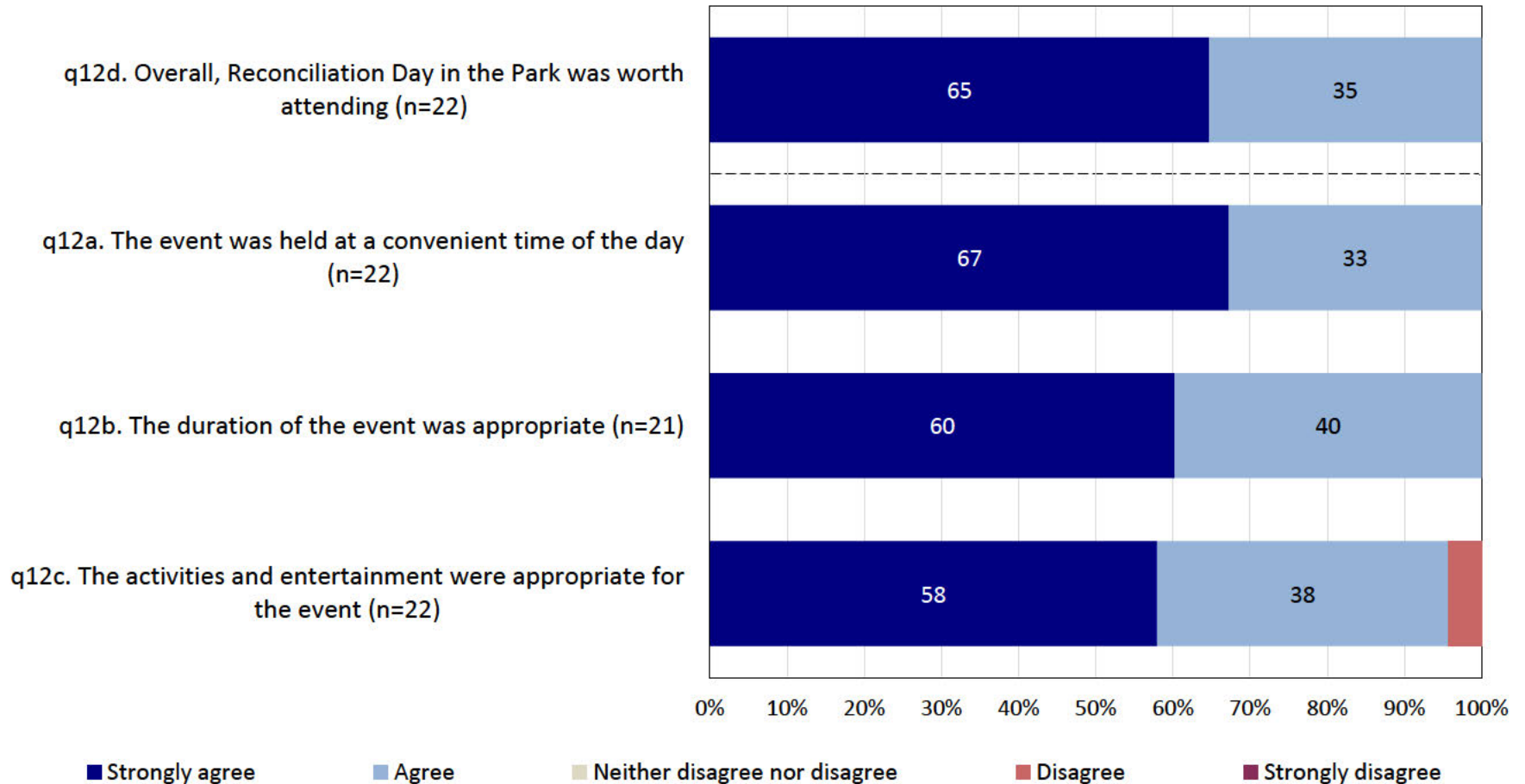
How did you hear about Reconciliation Day in the Park? (Unprompted)



Base: Respondents who were aware of Reconciliation Day in the Park (n=99)

Community Information – Reconciliation Day and Week

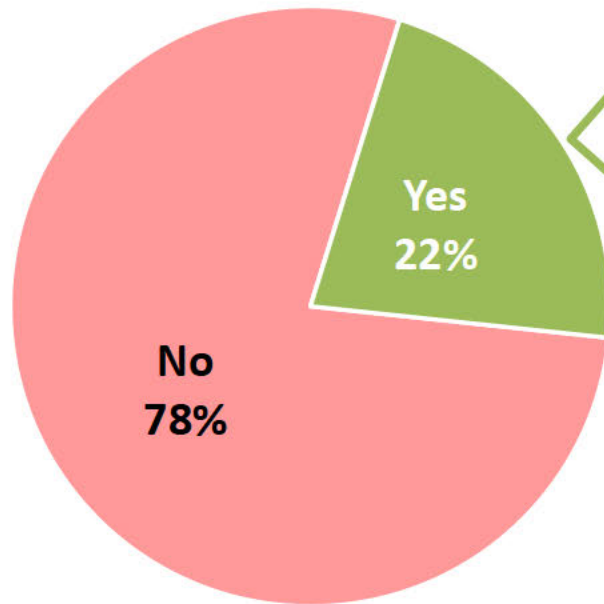
To what extent would you agree or disagree with the following statements about Reconciliation Day in the Park?



Base: Respondents who attended Reconciliation Day in the Park

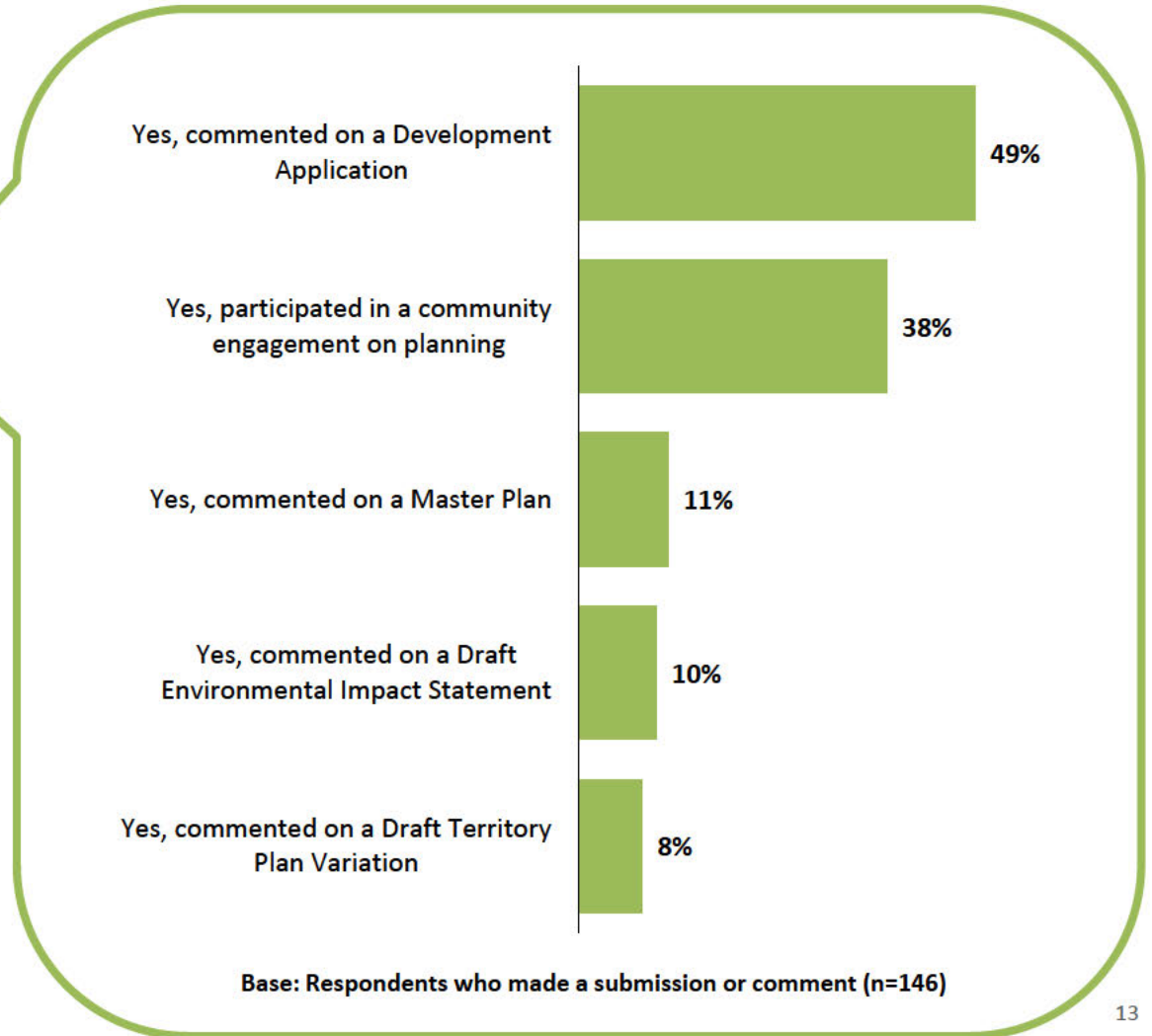
Planning and Development

In the past five years, have you made a submission or comment to the ACT Government on a planning process?



Base: All respondents (n=599)

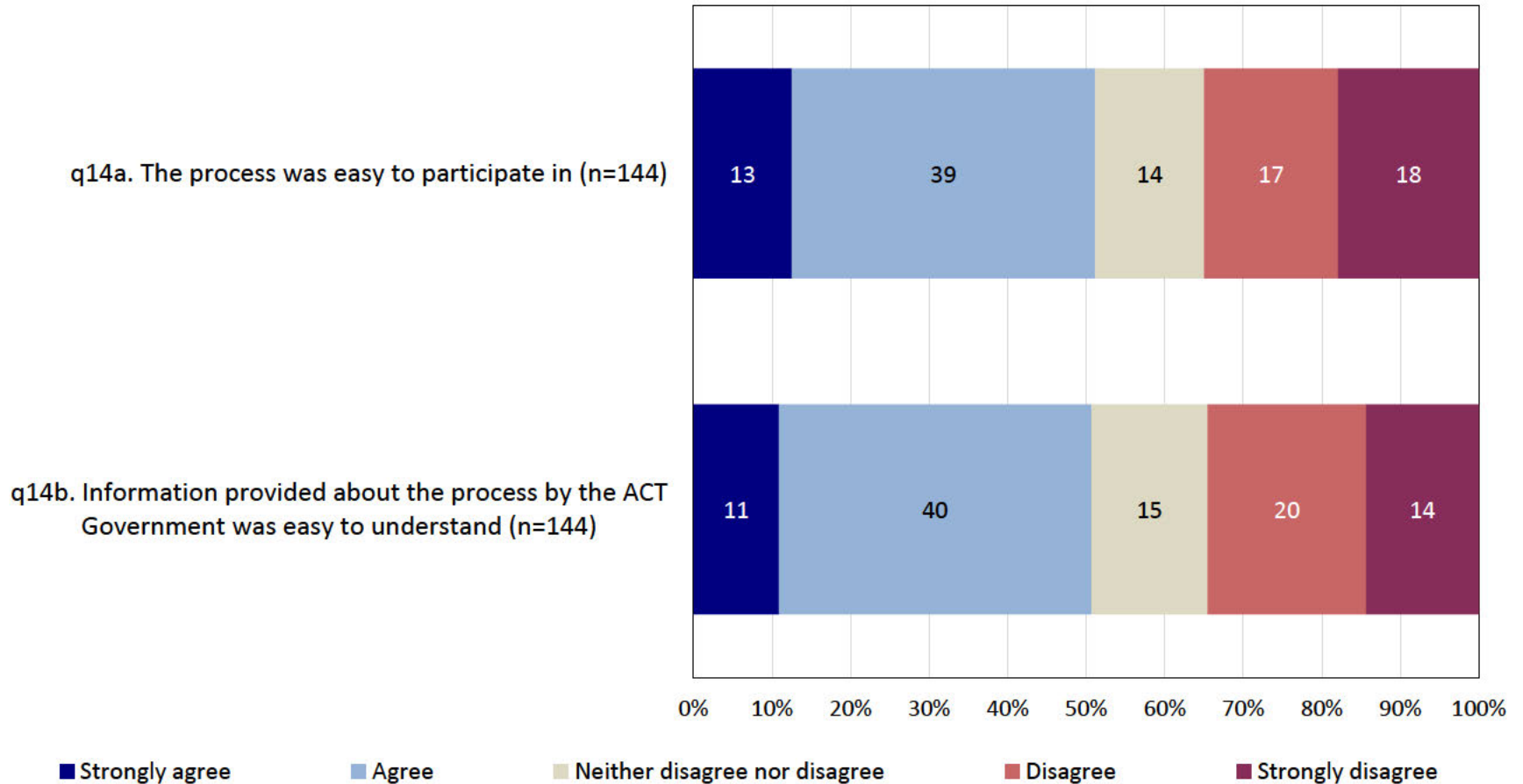
(1 respondent who selected *Don't know / Can't recall* not shown)



Base: Respondents who made a submission or comment (n=146)

Planning and Development

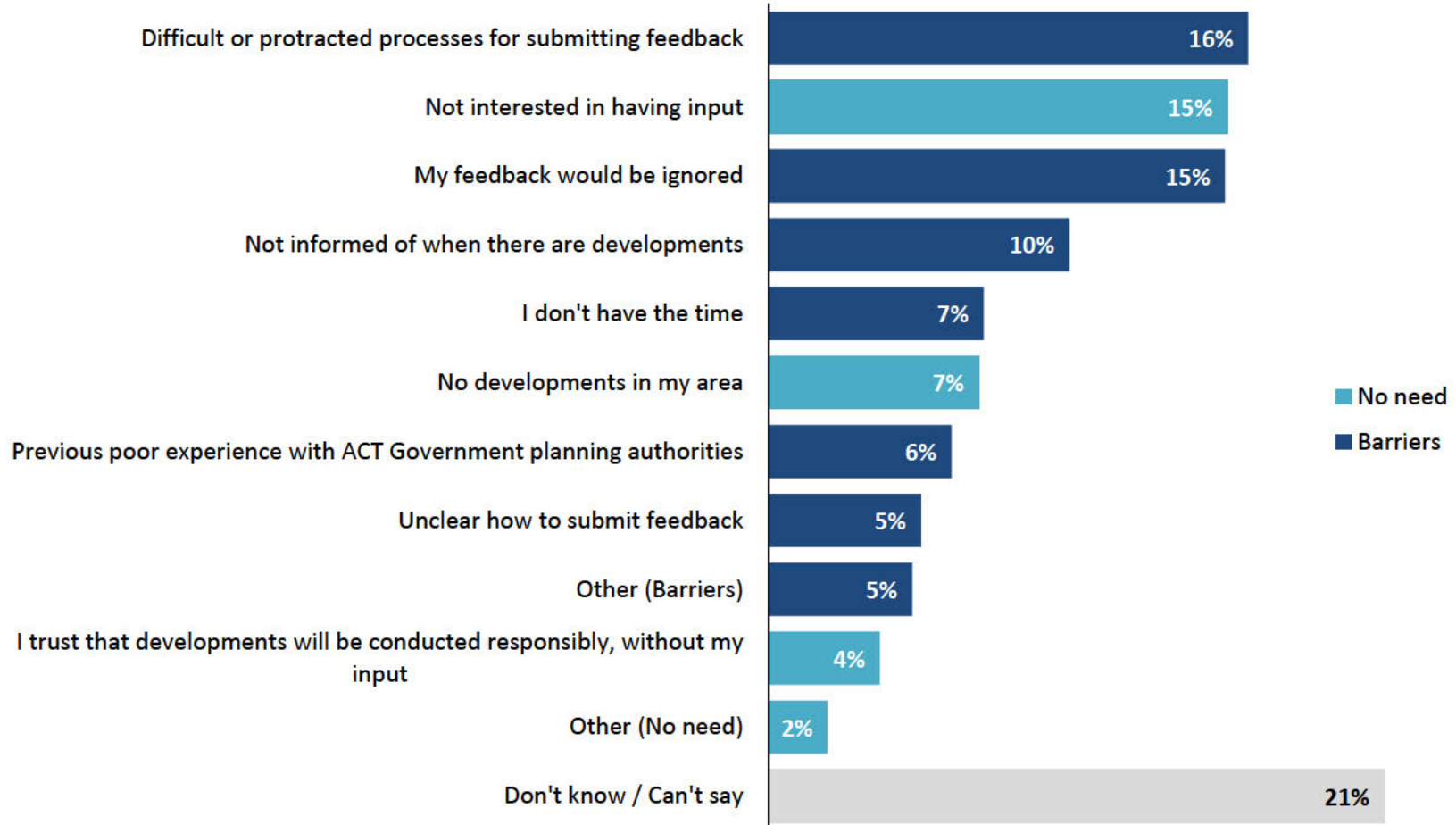
Based on all your dealings with the ACT Government on town planning and development, to what extent would you agree or disagree that:



Base: Respondents who made a submission or comment to the ACT Government on a planning process

Planning and Development

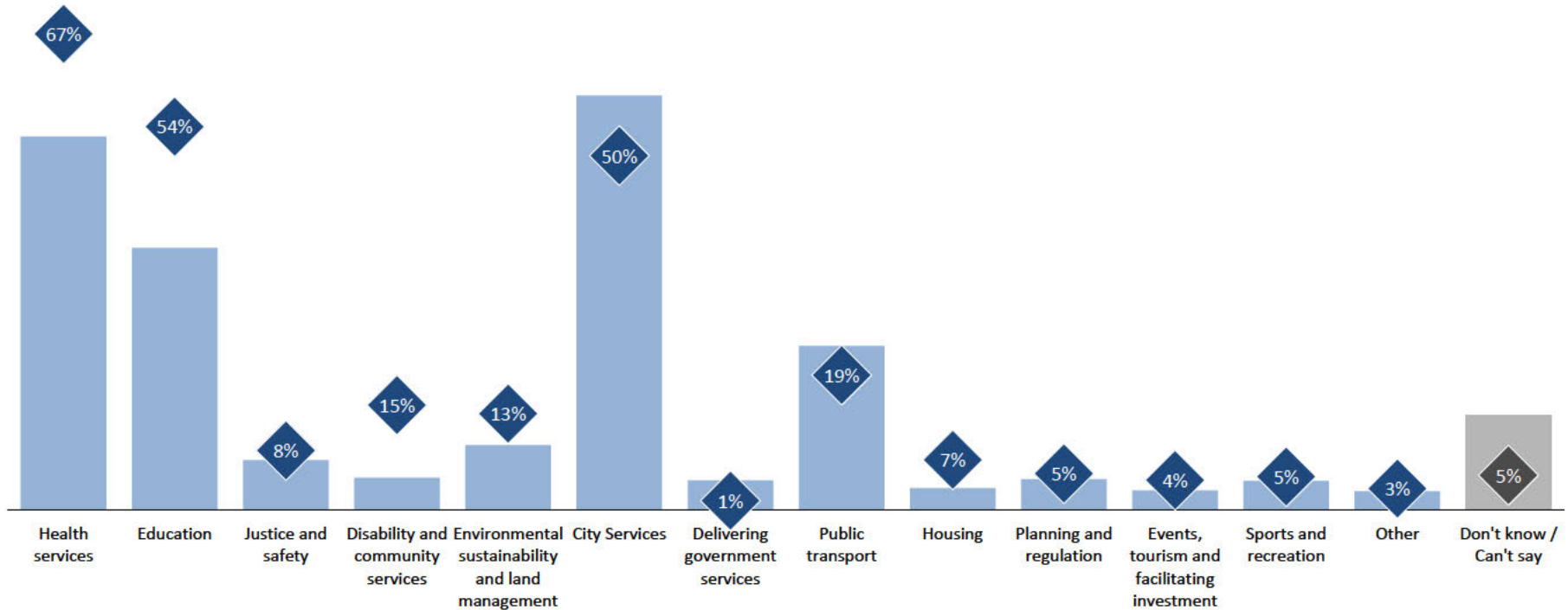
What are the main factors – if any – that make you less likely to submit comments on some planning applications? (Unprompted)



Base: Respondents who made a submission or comment to the ACT Government on a planning process (n=599)

Rates

Public perception of how rate revenue is spent, and how it should be spent (2016-17 budget ordering)



■ q17mr. Top three areas you think are responsible for the largest amounts of rates expenditure

◆ q18mr. Top three areas you believe rates should be spent on

Higher levels of actual expenditure 2016-17 budget

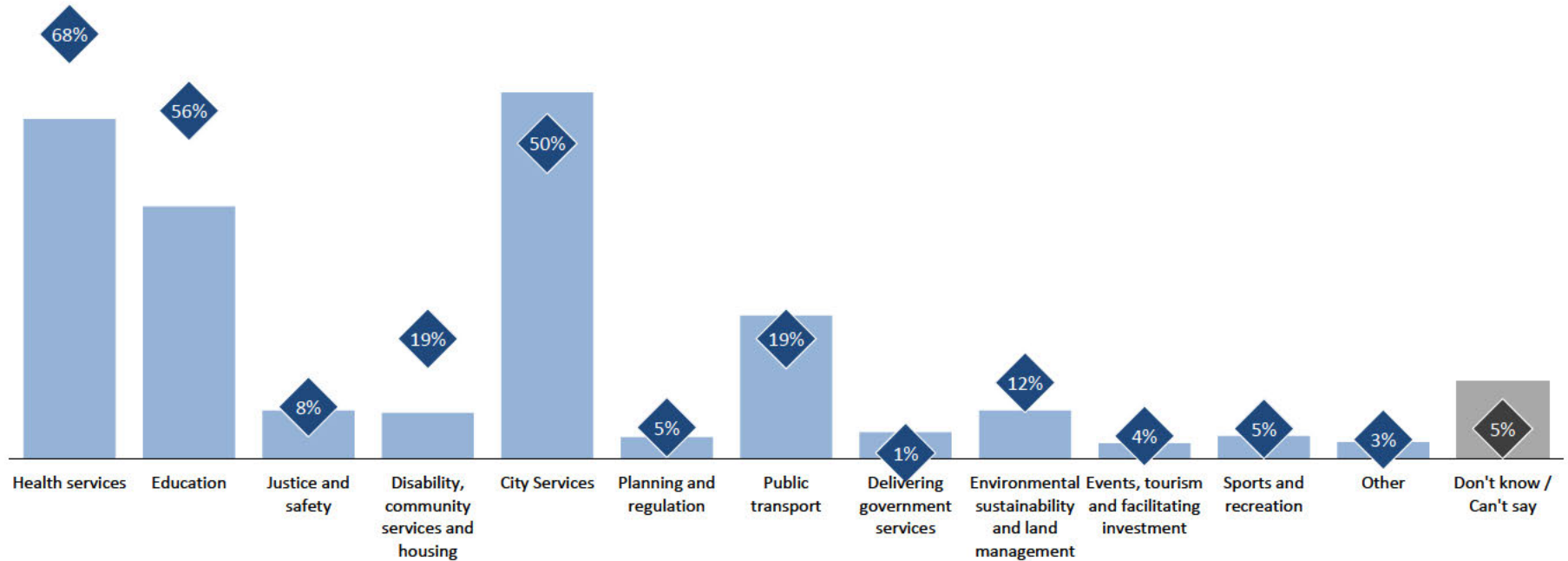


Lower levels of actual expenditure 2016-17 budget

Base: Respondents who pay household rates or live with someone who does (n=517)

Rates

Public perception of how rate revenue is spent, and how it should be spent (2017-18 budget ordering)



■ q17@mr. To the best of your knowledge, in what areas are these general rates spent?

◆ q18@mr. What are the top three areas you believe rates should be spent on?

Higher levels of actual expenditure 2017-18 budget

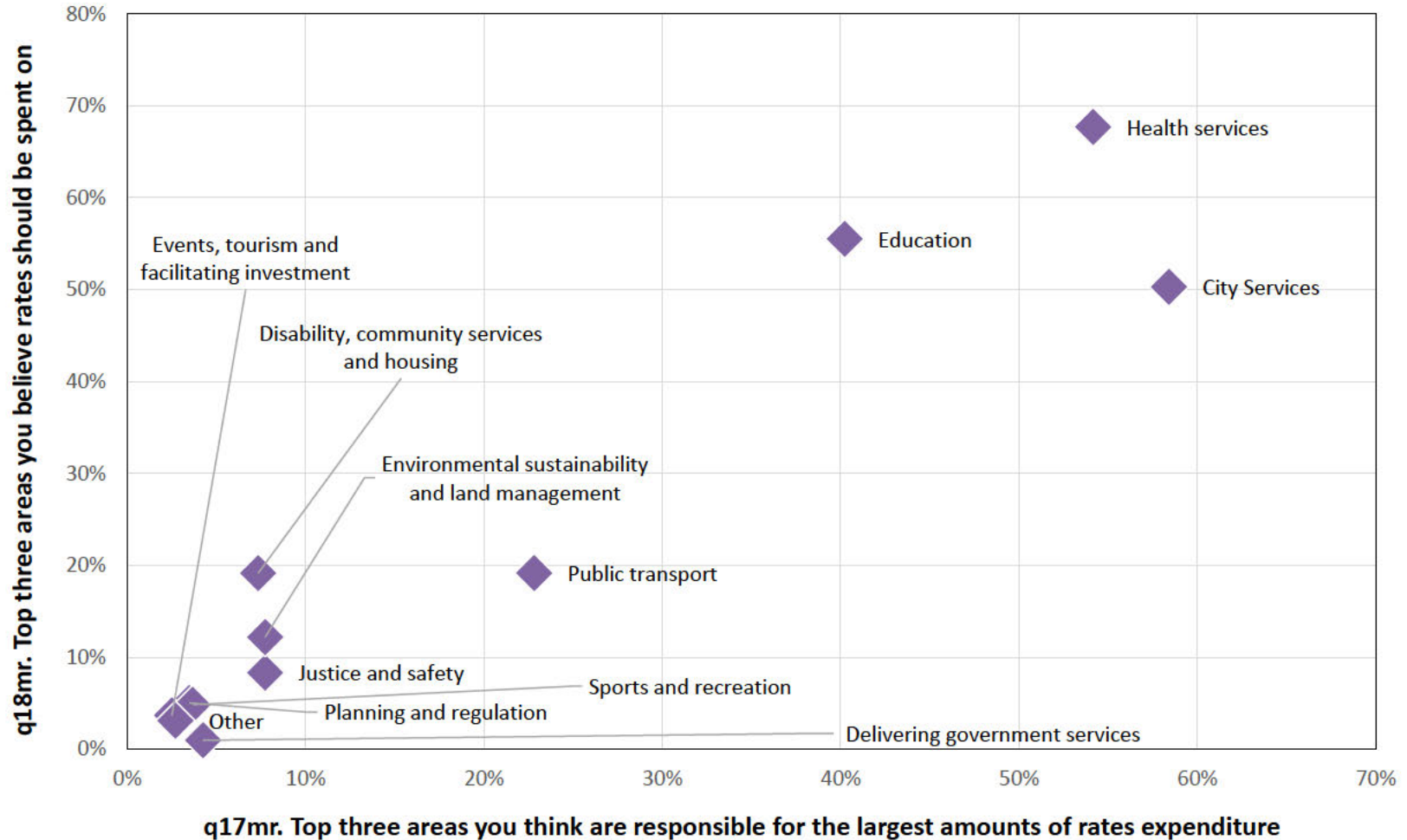


Lower levels of actual expenditure 2017-18 budget

Base: Respondents who pay household rates or live with someone who does (n=517)

Rates

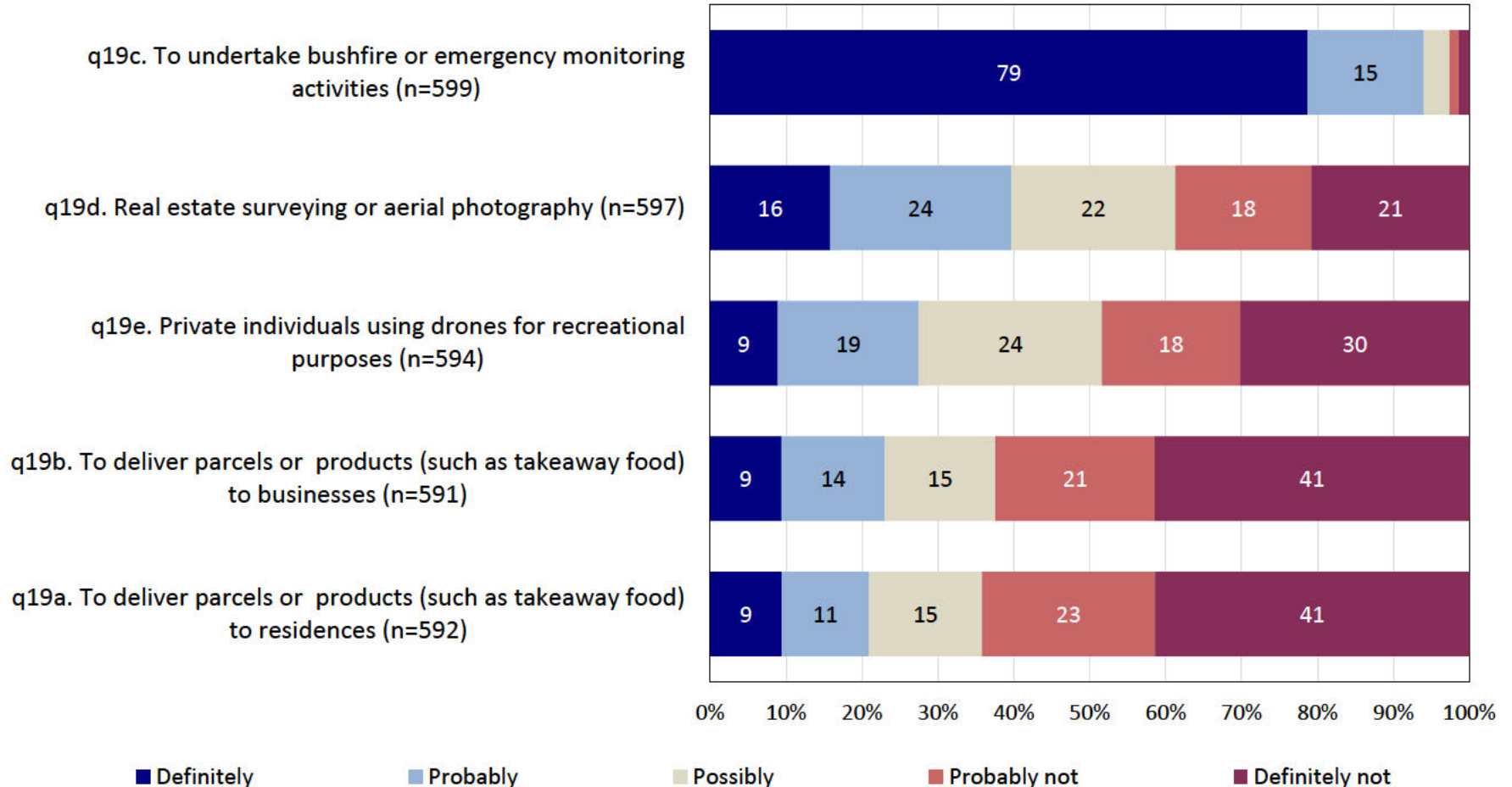
Public perception of how rate revenue is spent, and how it should be spent



Base: Respondents who pay household rates or live with someone who does (n=517)

Drones

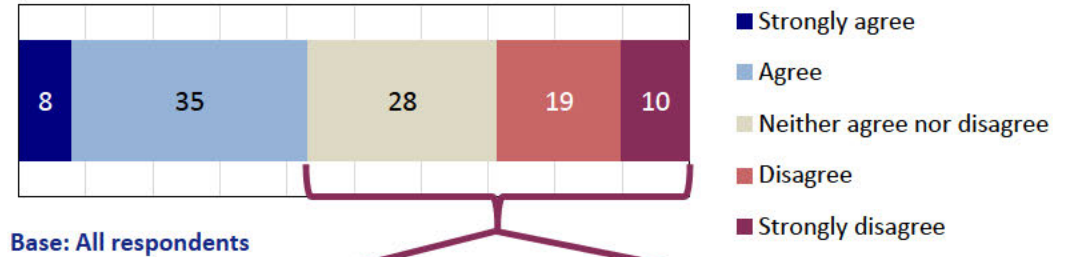
How likely are you to be in favour of drones operating in the ACT, for the following purposes:



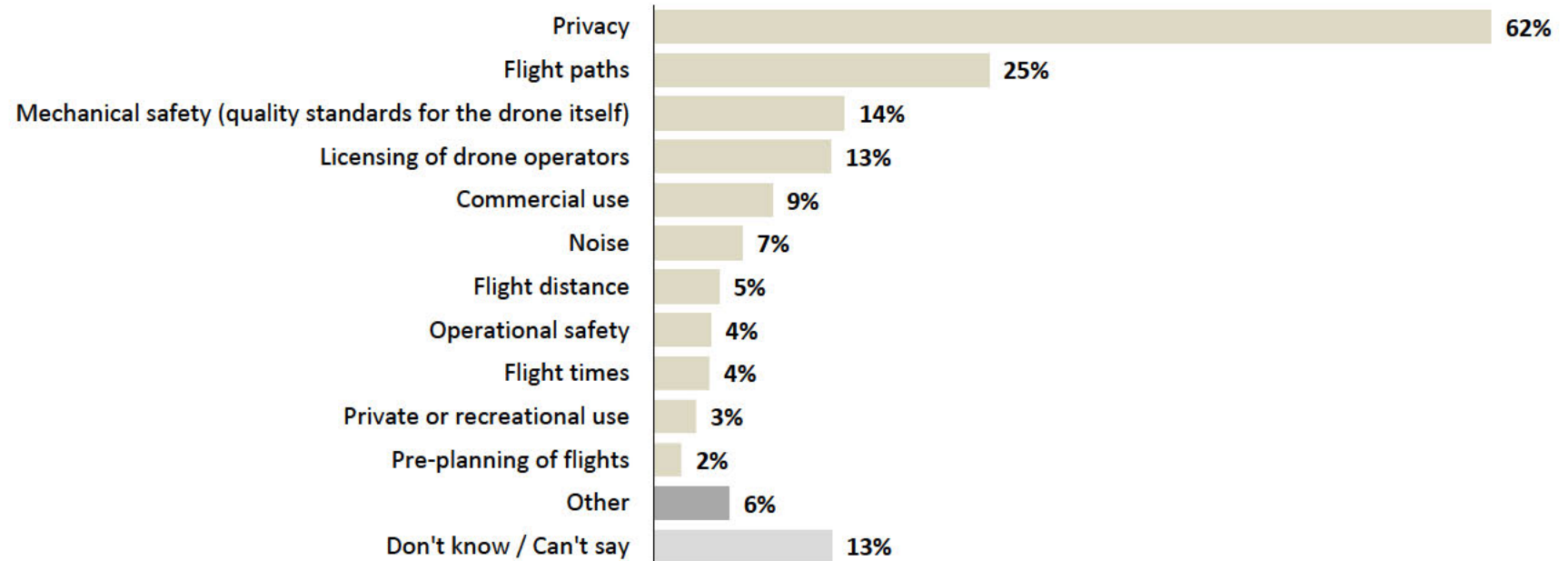
Base: All respondents

Drones

q20. I trust that the ACT Government already has a sufficient level of regulation in place for drone use. (n=525)



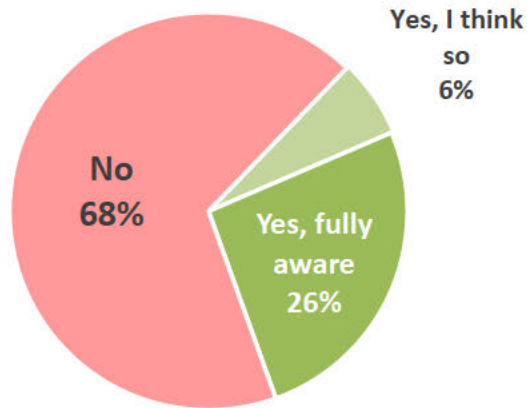
Which aspects of drone use do you think might need further regulation? (Unprompted)



Base: Respondents who did not *Strongly agree* or *Agree* with q20 (n=379)

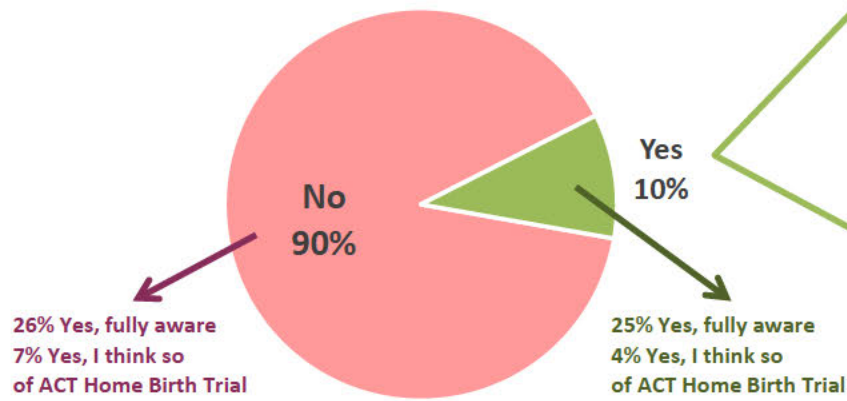
Hospital care in the ACT – Home birth

Before today, were you aware of the ACT Home Birth Trial?



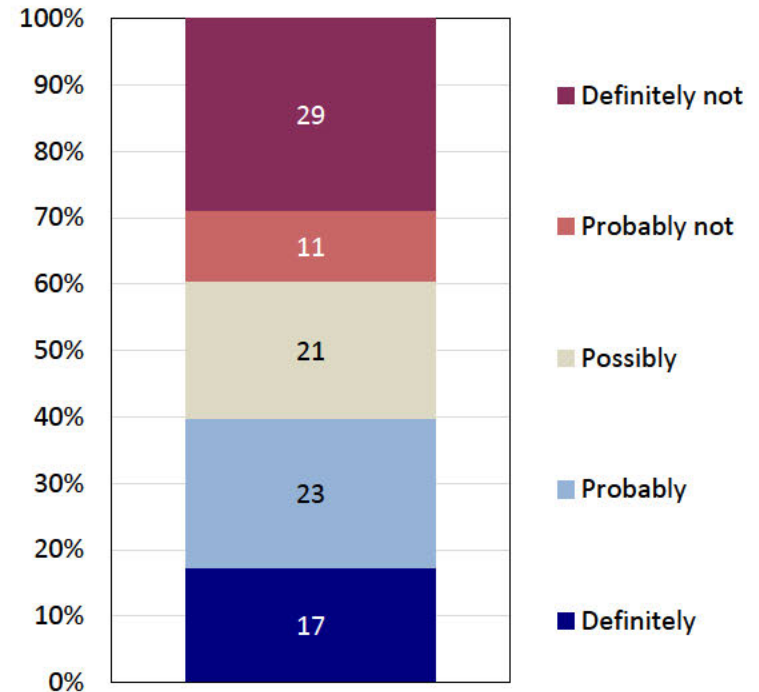
Base: All respondents (n=600)

Are you or your partner expecting or planning on having children in the next three years?



Base: All respondents (n=595)

How likely would you or your partner be to consider taking part in the ACT Home Birth trial?



q23@. How likely would you or your partner be to consider taking part in the ACT Home Birth trial? (n=57)

Base: Respondents who are expecting or planning on having children in the next 3 years

This project was conducted in accordance with the international quality standard ISO 20252 and the Australian Privacy Principles contained in the Privacy Act 1988.

MELBOURNE CANBERRA SYDNEY BRISBANE

www.orima.com



What we do



Communications and Marketing Research

- Communication strategy research
- Campaign development and refinement
- Campaign tracking and evaluation
- Information product testing
- Communication audits



Client and Stakeholder Research

- Client surveys
- Voice of the customer programs
- Stakeholder perception /relationship management
- ORIMACEM – ORIMA Client Experience Model
- Benchmarking



Employee Research

- Employee surveys
- OREEM – ORIMA Employee Engagement Model
- Benchmarking



Community Research

- Community awareness and attitude surveys
- Community perception tracking



Policy Development and Program Management Research

- Exploring potential community reactions
- Testing policy / program options
- Co-designing service delivery approaches
- Impact studies



Program Evaluations and Reviews

- Development of program logics and evaluation frameworks
- Multi-method evaluations
- Compliance reviews
- Performance audits/reviews



Data Analytics

- Actuarial analysis
- Administrative data analytics (Big Data)
- Compliance monitoring, reporting and tools



Data Portals and Ballots

- Online surveys
- Secure ballot platforms
- Online data collection portals
- Feedback and complaints management systems



Indigenous Field Force

- Australia's only nation-wide Indigenous interviewer field force
- 25+ interviewers embedded in urban, regional and remote locations across Australia
- Face-to-face surveys and interviewing using tablets
- Qualitative recruiting



CALD Field Force

- 25+ multi-lingual interviewers covering the main non-English speaking cultural groups: Arabic, Spanish, Vietnamese, Korean, Mandarin, Cantonese, Pacific Islander
- Sydney – Melbourne – Brisbane
- Face-to-face surveys and interviewing using tablets
- Qualitative recruiting
- Translation and interpreting services