



L21, 259 GEORGE STREET, SYDNEY  
NEW SOUTH WALES 2000 AUSTRALIA  
T+61 2 8216 3500



Sch 2.2(a)(ii)

Approval is subject to the original conditions of approval dated: 01 June 2022

DATE 10/08/2023

COMPANY

Sch 2.2(a)(ii)

Principal Building Surveyor  
BCA Certifiers Australia Pty Ltd  
Suite 3 1/50 Giels Court, Deakin ACT 2600

SUBJECT

Meriton Suites Canberra  
211679 City 4/12 40 Allara Street  
Block 4 Section 12 City

**FOUNDING PARTNERS**  
KARL FENDER OAM  
NONDA KATSALIDIS AM

**MANAGING DIRECTOR**  
MARK MURPHY

**DIRECTORS**  
BENNI ARONI  
CRAIG BAUDIN  
DAVID SUTHERLAND  
JAMES PEARCE  
KARL FENDER  
NICKY DROBIS  
ROB MIRAMS (#7272)

**PRINCIPALS**  
CHRIS JOHNSON  
FALK PEUSER  
JACQUELINE BARTHOLOMEUSZ  
JAMES MILLS  
JESSICA LEE  
JOE VENUTO  
JOSHUA FARKASH  
MEGAN RODGERS  
ROSIE MORLEY

**ASSOCIATE DIRECTORS**  
CLIFF CHANG  
DANNY MANDROVSKI  
JIM STEWART  
JOHNSON HASANUDDIN  
KAREN MORRIS  
PETRA MAGENDANZ  
QUINN XI  
SARAH HURST  
SHEM KELDER  
WAYNE KING

**ASSOCIATES**  
ADAM MURRAY  
AMANDA CALVERT  
ANDREW SAMUEL  
CATHERINE ALLINGTON  
CHELSEA CHANG  
CHERYN CHEAM  
DANIEL GOLDIN  
DAVID ROBINSON  
HAYLEY CLEELAND  
JAY GRIFFIN  
JOEL LEE  
JOSIE PORTER  
JOSUE GUTIERREZ  
KIANSON TAY  
MELINDA CHAN  
MOHD HUSSIN  
NICOLE ZENG  
NIDHYA SAKATHEVAN  
NUNO DIAS  
PETA MICHAELIDES  
ROSIE ADAMS-SCHIMMINGER  
TIM JONES  
TREVOR FOWLER

**DESIGN CERTIFICATION ARCHITECTURAL  
CONSTRUCTION CERTIFICATE FITOUT – P2 TO L10**

Dear Sch 2.2(a)(ii)

On behalf of Fender Katsalidis, I Sch 2.2(a)(ii) Partner of Fender Katsalidis, confirm that the documents prepared by Fender Katsalidis are generally in accordance with DA 202037912-S165A, and comply with the BCA 2019 clauses as follows:

1.	BCA Clause C1.9	All insulation materials for fire rated walls and external walls to be specified on plans. Refer comments below about non combustibility for condensation treatments etc
2.	BCA Clause C1.10	All internal and external spaces considered 'occupiable outdoor spaces' floor, wall and ceiling linings are specified to comply with BCA Clause C1.10 for fire hazard properties.
3.	BCA Clause C2.14	Ensure walls to pool and gym/spa areas on level 15 are specified be smoke walls and doors to reduce corridor lengths. <i>(FK note, not covered under this construction certificate)</i>
4.	BCA Clause C3.11	Provide details plans of party wall junctions / wall systems, fire penetrations etc.
5.	BCA Clause D1.7	Ensure all electrical and communications cupboards are specified to be non-combustible enclosures with doors that are smoke sealed.
6.	BCA Clause D2.8	Enclosure under the meeting room stair on level 15/16 is required to be fire-rated to a min 60/60/60 FRL with fire door. <i>(FK note, not covered under this construction certificate)</i>
7.	BCA Clause D2.13	Ensure slip resistant floor finishes / nosings are specified for all stairs including, fire stairs, internal stairs (including internal of units), external stairs, etc.
8.	BCA Clause F3.1	Architects have advised that a performance solution is proposed to address a ceiling height which is expected to be lower than the minimum 2400mm in the staff area of level 1.

9.	BCA Clause D2.20	Review swing of doors on ground floor, can they be swung outward? (Except fire control room door), Otherwise, fire performance solution will be required
10.	BCA Clause D3.3	Accessibility circulation spaces within the pool and spa area, ground floor, accessible hotel rooms and basements to be reviewed and adjusted to ensure compliance with AS1428.1-2009.
11.	BCA Clause D3.10	Nominate location and specification of accessible pool entry on level 15 on the architectural documentation. <i>(FK note, not covered under this construction certificate)</i>
12.	BCA Clause E1.8	This building has an effective height of more than 50m, therefore, fire control room is required. Currently documented as a fire control centre.
13.	BCA Clause F5.5	Ensure discontinuous construction (min 20mm cavity) is specified to all areas where wet areas (kitchens, bathrooms, laundries etc) back onto a habitable room. Also, where lift shafts / plant spaces back onto an hotel unit.
14.	BCA Clause J1	Ensure under slab insulation is specified below all areas where balconies extend above habitable spaces. Refer to energy report for R- values.
15.	AS2890.1 and 6 DA off street parking code.	Ensure a minimum 2200mm clearance is provided throughout all areas within the carpark and a min 2500mm clear above the accessible spaces and shared zones.
16.	FER rev. 7.0	The design is in accordance with the Fire Safety Engineering Report - Doc Ref - 268021 - Issue no - 7.0 - dated 23.06.2023

This certificate verifies to our best knowledge compliance with the Building Code of Australia Deemed-to-Satisfy provisions, except where varied by the following Performance Solution:

- Manager office – Back of house housekeeping room – Staff room Reduced ceiling heights Part F3 Room Heights of the NCC 2019 Building code of Australia – Amendment 1


### Referenced cladding specifications

- CSR Bradford
- Equitone
- Vitradual

### Referenced architectural drawings:

General

- A000(G) COVER SHEET GA PACKAGE
- A0031(B) EARLY WORKS - PILE SETOUT - BASEMENT P2
- A0032(C) EARLY WORKS - PILE SETOUT - BASEMENT P1
- A0033(B) EARLY WORKS - PILE SETOUT - GROUND FLOOR
- A0034(C) EARLY WORKS - PILE SETOUT - ELEVATION SHEET 01
- A0035(C) EARLY WORKS - PILE SETOUT - ELEVATION SHEET 02
- A0050(C) BALUSTRADE DETAILS SHEET 01
- A0051(C) BALUSTRADE DETAILS SHEET 02



- A0052(B) BALUSTRADE DETAILS SHEET 03
- A0080(L) CONCRETE HOB TYPE LEGEND
- A0081(I) CONCRETE SETDOWN TYPE LEGEND

#### General Arrangement floorplans

- A0098(G) BASEMENT P2 FLOOR PLAN
- A0099(I) BASEMENT P1\_FLOOR PLAN
- A0100(H) GROUND LEVEL FLOOR PLAN
- A0101(E) LEVEL 01 GA FLOOR PLAN
- A0102(C) LEVEL 02 GA FLOOR PLAN
- A0103(C) LEVEL 03 GA FLOOR PLAN
- A0104(C) LEVEL 04 GA FLOOR PLAN
- A0105(C) LEVEL 05 GA FLOOR PLAN
- A0106(C) LEVEL 06 GA FLOOR PLAN
- A0107(C) LEVEL 07 GA FLOOR PLAN
- A0108(C) LEVEL 08 GA FLOOR PLAN
- A0109(C) LEVEL 09 GA FLOOR PLAN
- A0110(C) LEVEL 10 GA FLOOR PLAN

#### Elevations drawings


- A0201(C) NORTH ELEVATION
- A0202(C) SOUTH ELEVATION
- A0203(C) EAST ELEVATION
- A0204(C) WEST ELEVATION
- A0205(C) PARTIAL ELEVATION SHEET 01

#### Section drawings

- A0250(B) SECTION AA
- A0251(B) SECTION BB
- A0252(C) SECTION CC & SECTION DD
- A0260(B) FACADE SECTION\_NORTH & EAST
- A0262(B) FACADE SECTION\_WEST

#### Window glazing package

- A200(F) COVER SHEET WINDOW GLAZING PACKAGE
- A2098(B) BASEMENT P2 WINDOW GLAZING SCHEDULE
- A2099(B) BASEMENT P1 WINDOW GLAZING SCHEDULE
- A2100(B) GROUND LEVEL WINDOW GLAZING SCHEDULE
- A2101(C) GROUND LEVEL WINDOW GLAZING SCHEDULE
- A2102(C) GROUND LEVEL WINDOW GLAZING SCHEDULE
- A2103(C) LEVEL 01 WINDOW GLAZING SCHEDULE
- A2104(D) LEVEL 01 WINDOW GLAZING SCHEDULE
- A2105(E) LEVEL 02 WINDOW GLAZING SCHEDULE
- A2106(F) LEVEL 02 WINDOW GLAZING SCHEDULE
- A2107(C) LEVEL 02 WINDOW GLAZING SCHEDULE
- A2108(D) LEVEL 03 WINDOW GLAZING SCHEDULE
- A2109(F) LEVEL 03 WINDOW GLAZING SCHEDULE
- A2110(D) LEVEL 03 WINDOW GLAZING SCHEDULE
- A2111(D) LEVEL 04 WINDOW GLAZING SCHEDULE
- A2112(F) LEVEL 04 WINDOW GLAZING SCHEDULE



- A2113(D) LEVEL 04 WINDOW GLAZING SCHEDULE
- A2114(D) LEVEL 05 WINDOW GLAZING SCHEDULE
- A2115(F) LEVEL 05 WINDOW GLAZING SCHEDULE
- A2116(D) LEVEL 05 WINDOW GLAZING SCHEDULE
- A2117(D) LEVEL 06 WINDOW GLAZING SCHEDULE
- A2118(F) LEVEL 06 WINDOW GLAZING SCHEDULE
- A2119(D) LEVEL 06 WINDOW GLAZING SCHEDULE
- A2120(D) LEVEL 07 WINDOW GLAZING SCHEDULE
- A2121(F) LEVEL 07 WINDOW GLAZING SCHEDULE
- A2122(D) LEVEL 07 WINDOW GLAZING SCHEDULE
- A2123(D) LEVEL 08 WINDOW GLAZING SCHEDULE
- A2124(F) LEVEL 08 WINDOW GLAZING SCHEDULE
- A2125(D) LEVEL 08 WINDOW GLAZING SCHEDULE
- A2126(D) LEVEL 09 WINDOW GLAZING SCHEDULE
- A2127(F) LEVEL 09 WINDOW GLAZING SCHEDULE
- A2128(D) LEVEL 09 WINDOW GLAZING SCHEDULE
- A2129(D) LEVEL 10 WINDOW GLAZING SCHEDULE
- A2130(F) LEVEL 10 WINDOW GLAZING SCHEDULE
- A2131(D) LEVEL 10 WINDOW GLAZING SCHEDULE

#### Walls Package

- A300(C) COVER SHEET WALLS PACKAGE
- A3010(B) PRIMARY WALL TYPE LEGEND SHEET 01
- A3011(B) PRIMARY WALL TYPE LEGEND SHEET 02
- A3012(B) PRIMARY WALL TYPE LEGEND SHEET 03
- A3015(B) SECONDARY WALL TYPE LEGEND SHEET 01
- A3016(B) SECONDARY WALL TYPE LEGEND SHEET 02
- A3020(B) WALL DETAILS SHEET 01
- A3021(B) WALL DETAILS SHEET 02
- A3022(B) WALL DETAILS SHEET 03
- A3023(B) WALL DETAILS SHEET 04
- A3024(B) WALL DETAILS SHEET 05
- A3025(B) WALL DETAILS SHEET 06
- A3026(B) WALL DETAILS SHEET 07
- A3027(B) WALL DETAILS SHEET 08
- A3028(B) WALL DETAILS SHEET 09
- A3098(B) BASEMENT P2 PRIMARY WALL FACADE SETOUT PLAN
- A3099(C) BASEMENT P1 PRIMARY WALL FACADE SETOUT PLAN
- A3100(B) GROUND LEVEL PRIMARY WALL FACADE SETOUT PLAN
- A3101(B) LEVEL 01 PRIMARY WALL FACADE SETOUT PLAN
- A3102(B) LEVEL 02 PRIMARY WALL FACADE SETOUT PLAN
- A3103(B) LEVEL 03 PRIMARY WALL FACADE SETOUT PLAN
- A3104(B) LEVEL 04 PRIMARY WALL FACADE SETOUT PLAN
- A3105(B) LEVEL 05 PRIMARY WALL FACADE SETOUT PLAN
- A3106(B) LEVEL 06 PRIMARY WALL FACADE SETOUT PLAN
- A3107(B) LEVEL 07 PRIMARY WALL FACADE SETOUT PLAN
- A3108(B) LEVEL 08 PRIMARY WALL FACADE SETOUT PLAN
- A3109(B) LEVEL 09 PRIMARY WALL FACADE SETOUT PLAN
- A3110(B) LEVEL 10 PRIMARY WALL FACADE SETOUT PLAN



#### Fire compartment plans

- A3498(C) BASEMENT P2 FIRE COMPARTMENT PLAN

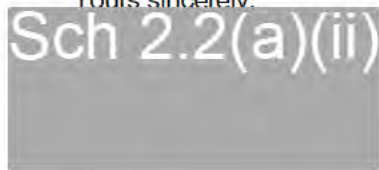
- A3499(D) BASEMENT P1\_FIRE COMPARTMENT PLAN
- A3500(D) GROUND LEVEL\_FIRE COMPARTMENT PLAN
- A3501(C) LEVEL 01\_FIRE COMPARTMENT PLAN
- A3502(C) LEVEL 02\_FIRE COMPARTMENT PLAN
- A3503(C) LEVEL 03\_FIRE COMPARTMENT PLAN
- A3504(C) LEVEL 04\_FIRE COMPARTMENT PLAN
- A3505(C) LEVEL 05\_FIRE COMPARTMENT PLAN
- A3506(C) LEVEL 06\_FIRE COMPARTMENT PLAN
- A3507(C) LEVEL 07\_FIRE COMPARTMENT PLAN
- A3508(C) LEVEL 08\_FIRE COMPARTMENT PLAN
- A3509(C) LEVEL 09\_FIRE COMPARTMENT PLAN
- A3510(C) LEVEL 10\_FIRE COMPARTMENT PLAN

Bulkhead RCP Setout plans

- A600(F) COVER SHEET BULKHEAD RCP PACKAGE
- A6010(B) BULKHEAD TYPE LEGEND
- A6098(B) BASEMENT P2 BULKHEAD RCP SETOUT PLAN
- A6099(B) BASEMENT P1 BULKHEAD RCP SETOUT PLAN
- A6100(C) GROUND LEVEL BULKHEAD RCP SETOUT PLAN
- A6101(C) LEVEL 01 BULKHEAD RCP SETOUT PLAN
- A6102(C) LEVEL 02 BULKHEAD RCP SETOUT PLAN
- A6103(C) LEVEL 03 BULKHEAD RCP SETOUT PLAN
- A6104(C) LEVEL 04 BULKHEAD RCP SETOUT PLAN
- A6105(C) LEVEL 05 BULKHEAD RCP SETOUT PLAN
- A6106(C) LEVEL 06 BULKHEAD RCP SETOUT PLAN
- A6107(C) LEVEL 07 BULKHEAD RCP SETOUT PLAN
- A6108(C) LEVEL 08 BULKHEAD RCP SETOUT PLAN
- A6109(C) LEVEL 09 BULKHEAD RCP SETOUT PLAN
- A6110(C) LEVEL 10 BULKHEAD RCP SETOUT PLAN

Yours sincerely,


Sch 2.2(a)(ii)



PARTNER

XXXXXXXXXX

T: 0871 8 8888 8888


Date Issued: 14 August 2023
BUILDING APPROVAL is amended under 5.32 of the Building Act 2004. BCA Certifiers Australia Pty Ltd 1300 639 639
Sch 2.2(a)(ii)
Approval is subject to the original conditions of approval dated 01 June 2022

# SUBURB City BLOCK 4 SECTION 12 - Meriton Suites PERFORMANCE SOLUTIONS APPLICABLE TO PROJECT

Table 3.1: BCA design issues pertinent to the proposed Performance Solution

Performance Solution Design Issues Addressed	BCA DTS Provision	Performance Requirement(s)	BCA Performance Solution
It is proposed to adopt a uniform FRL of 120 minutes to the Class 6 portions of the development.	C1.1, C2.8 and C2.9	CP1 & CP2	A2.2(2)(b)(ii)
The proposed fire separation configuration to maintain the intended horizontal fire separation between SOUs at the external glazed facade is not strictly in accordance with the tested configuration as BCA Clause C1.1.	C1.1	CP2	A2.2(2)(b)(ii) A2.2(2)(d)
It has been identified that an insulation material is to be adopted as part of the construction of the building within the external wall system. This is deemed to be a non-compliance as the insulation is not deemed to be a non-combustible material as required.	C1.9	CP2	A2.2(2)(b)(ii)
It is proposed to permit timber that is not strictly a non-combustible material to be installed at localized area within SOU internal fire rated walls separating the SOU units.	C1.9(a) and C2.4 of Specification C1.1	CP1 & CP2	A2.2(2)(b)(ii)
It has been identified that a number of public corridors within the Class 3 portions of the development are more than 40m in length and are not divided at intervals of not more than 40m with smoke proof construction complying with Clause 2 of BCA Specification C2.5 of the BCA. In this instance, it is proposed to permit the following:	C2.14	DP4 & EP2.2	A2.2(2)(d)
<ul style="list-style-type: none"> <li>The public corridor length at L2 to L14 is in the order of 42m; and</li> <li>The public corridor length at L15 is in the order of 46m.</li> </ul>			
It is proposed to review and rationalise openings located within 3.0m of the title boundary that are proposed not to be protected in accordance with C3.4.	C3.2 & C3.4	CP2	A2.2(2)(b)(ii)
It has been identified the sprinkler/hydrant services the subject building shall be fire stopped via a fire rated mastic (Bostik Fireban One or similar) where they pass through fire rated elements. However, due to the proposed construction configuration of the services they are identified not comply with the prescriptive provisions of the BCA as they do not achieve the require FRL's.	C3.15	CP2 & CP8	A2.2(2)(b)(ii)
It has been identified that the fire hazard properties associated proposed PVC-DWV pipe work for the SOU toilet exhaust and kitchenette is not compliant to the fire hazard properties for air-handling ductwork as set out in AS 4254.	C1.10 and C5.0 of Specification C1.1.	CP4 & CP8	A2.2(2)(b)(ii)
It has been identified that the following locations are served by a single exit in lieu of the minimum required two (2) for a building exceeding 25m in effective height:	D1.5	DP4 & EP2.2	A2.2(2)(b)(ii)
<ul style="list-style-type: none"> <li>GF retail tenancies and Loading Dock; and</li> <li>L16 Plant Room</li> </ul>			
It is further noted that the identified single exit is attributed to the minimum two (2) doorways in the ground floor retail being less than 9m apart as prescribed under D1.5 of the BCA.			

## Fire Safety

Performance Solution Design Issues Addressed	BCA DTS Provision	Performance Requirement(s)	BCA Performance Solution
It is proposed to rationalise the single exit from the meeting room located on L16 in lieu of the required two (2).	D1.2	DP4 & EP2.2	A2.2(2)(b)(ii)
It has been identified that within the MSA portions of the proposed development that the distance of travel exceeds the maximum travel distance under the BCA DTS prescriptive provisions. These are noted to be as follows:	D1.4(a)	DP4 & EP2.2	A2.2(2)(d)
<ul style="list-style-type: none"> <li>Level L1 &amp; L14: It is proposed to review extended distance to a point of choice in residential levels exceeding the BCA DTS prescribed value of 6m from a SOU (i.e. 8m)</li> </ul>			
It has been identified that within the Basement carpark portions of the proposed development that the distance of travel exceeds the maximum travel distance under the BCA DTS prescriptive provisions. These are noted to be as follows:	D1.4	DP4 & EP2.2	A2.2(2)(d)
<ul style="list-style-type: none"> <li>Extended travel distance of up to 30m in lieu of 20m to a point of choice on B2.</li> <li>Extended travel distance of up to 30m in lieu of 20m to a point of choice on B1.</li> </ul>			
It has been identified that within the ancillary portions of the proposed development that the distance of travel exceeds the maximum travel distance under the BCA DTS prescriptive provisions. These are noted to be as follows:	D1.4	DP4 & EP2.2	A2.2(2)(b)(ii)
<ul style="list-style-type: none"> <li>Extended travel distance between exits of up to 60m in lieu of 45m within the roof level.</li> </ul>			
It has been identified that within the ancillary portions of the proposed development that the distance of travel exceeds the maximum travel distance under the BCA DTS prescriptive provisions. These are noted to be as follows:	D1.4, D1.5 & D1.9	DP4 & EP2.2	A2.2(2)(d)
<ul style="list-style-type: none"> <li>Levels 1 Ancillary: The maximum distance of travel to an exit or point of choice is noted to be 23m in lieu of 20m; and</li> <li>Level 15 Ancillary: The maximum distance of travel to an exit or point of choice is noted to be 23m in lieu of 20m.</li> <li>Level 16 Ancillary: The maximum distance of travel to an exit is noted to be 26m in lieu of 20m.</li> </ul>			
It is proposed to permit exit travel distances within the GF lobby to exceed the maximum distance as prescribed by the deemed to satisfy provisions of the BCA. In this instance, it is proposed to permit travel distances as per the following:	D1.4	DP4 & EP2.2	A2.2(2)(d)
<ul style="list-style-type: none"> <li>Travel distance to point of choice of up to 30m in lieu of 20m (GF lobby).</li> </ul>			
It is proposed to review plant spaces with reduced unobstructed egress width of no less than 800mm.	D1.6	DP4 & DP6	A2.2(2)(d)
It has been identified that the discharge location of the fire stairs is within an area that does not achieve the required 1/3 open area	D1.7(b)(ii)	DP5	A2.2(2)(b)(ii)
The open stair serving the meeting level on L16 discharges to L15 prior to providing occupants with the ability to access the fire isolated stair in lieu of directly to road/open space.	D1.9	DP4 & DP6	A2.2(2)(b)(ii)
It has been identified that the Fire Stairs F501 & F502 discharges at ground floor within close proximity to each other at Nangari Street such that the alternative exits were deemed not to be located as far as practical.	D1.10	DP4 & DP5	A2.2(2)(b)(ii)
It has been identified that a number of stairs result in a combined rising/descending arrangement and convergence at the level of discharge from and basement fire stairs.	D1.7 & D2.4	DP4 & EP2.2	A2.2(2)(d)

Performance Solution Design Issues Addressed	BCA DTS Provision	Performance Requirement(s)	BCA Performance Solution
It has been identified that the doorways associated with ancillary rooms & enclosures (e.g. services & plant equipment etc.) are provided with a step at each level.	D2.15	DP4	A2.2(2)(b)(ii)
It has been identified that several doorways swing against the direction of egress for the following items:	D2.20	DP2	A2.2(2)(b)(ii)
GF Retail tenancy doorways.			
It has been identified that the fire system proposed for the subject development deviates from Clause E1.3 and AS 2419.1-2005 for the following items:	E1.3	EP1.3	A2.2(2)(b)(ii)
<ul style="list-style-type: none"> <li>It is proposed to permit the hydrant booster assembly to be located on Nangari Street in lieu of the principal entrance.</li> <li>The fire hydrant booster assembly is not located within 8.0m from a fire brigade pumping appliance (i.e. 9.5m).</li> </ul>			
It is proposed to review/rationalise the shortfall of the hydrant coverage to the balconies serving the SOUs and basement rooms.	E1.3	EP1.3	A2.2(2)(b)(ii)
It has been identified that the hydrant/sprinkler pump room enclosures situated within basement level do not have direct access directly from road or open space.	E1.3	EP1.3	A2.2(2)(b)(ii)
It is proposed to omit the requirement to provide fire hose reels within retail tenancies which comprise a floor area of up to 200m <sup>2</sup> and ancillary area on P1.	E1.6	EP1.1	A2.2(2)(d)
It is proposed to omit the requirement to provide smoke hazard management within the Class 6 portions. The proposed design forms a deviation from Clause E2.2 & Table E2.2a of the BCA which requires a zone smoke control system to be provided where the building exceeds 25m in effective height.	E2.2 & Table E2.2	EP2.2	A2.2(2)(d)
It is proposed to rationalise the automatic air pressurisation system to the basement fire stairs based on the interconnection with the upper residential levels on GF through the common fire isolated passageway.	E2.2 & Table E2.2	EP2.2	A2.2(2)(b)(ii)
It is proposed to permit the fire separation of the garbage chute/riser and associated enclosure to be achieved through the bounding construction of the garbage room and chute/riser.	C3.13	CP2	A2.2(2)(b)(ii)
It is proposed to omit the requirement to provide automatic sprinkler protection within the main switch room serving the subject building and the services risers serving the residential levels (L1-L10).	E1.5	EP1.4	A2.2(2)(b)(ii)
It is proposed to permit the sprinkler pipe providing coverage to balconies to pass through and be installed within a PVC pipe with caps that has been cast into the slab structure. This is noted to be a deviation from Clause E1.5 inter alia Clause 7.9.5 of AS218.1-2017	E1.5	EP1.4	A2.2(2)(b)(ii)
It has been identified that within the Ground level situated within the loading dock area the unobstructed egress width along the path of travel to an exit is in the order of 850mm in lieu of 1m.	D1.6	DP6	A2.2(2)(b)(ii)
It has been identified that there will be a reduced height of 1970mm in lieu of 2000mm at localised areas within the fire isolated stairs between Basement 1 to GF.	D1.6	DP6	A2.2(2)(b)(ii)
It is proposed to omit the requirement to provide sprinkler coverage to the WC and shower recess areas only within each SOU hotel suite (L1-L16).	E1.5	EP1.4	A2.2(2)(b)(ii)
Note: sprinkler coverage to be provided to the bathroom areas immediately adjacent			
It is proposed to permit the construction and installation of the intertenancy wall system and fire rated ceiling system which from	Clause 3 of Specification C1.1	CP2	A2.2(2)(b)(ii)

Performance Solution Design Issues Addressed	BCA DTS Provision	Performance Requirement(s)	BCA Performance Solution
the bounding construction for the SOUs. In this instance, it is proposed to permit the fire rated wall system and ceiling system on L16 between SOUs to not be in accordance with a tested system where they interact with each other.			
Permit the adoption of the Asa Alloy mortice lock set with RFID within the Sound fire doors Howl-Hua core door assembly to the SOU fire rated doorways fronting onto the public corridor which is noted to be a technical deviation from the tested system.	C3.11	CP2	A2.2(2)(b)(ii)

## Energy Efficiency



NCC Section J 2019 Amendment 1 JV3 Alternative Solution Assessment

40 Allara Street, Canberra  
Meriton

To be built at 40 Allara Street, Canberra

Attention: Ching Dung  
Company: Meriton Group Pty Ltd

Document Control

Issue	File Ref	Description	Author	Checked	Date
D	21-2510	Section 2 JV3 Assessment and report	Justin Jiang	Justin Jiang	08/11/2021
E	21-2510	Section 2 JV3 Assessment and report	Justin Jiang	Justin Jiang	16/11/2021
F	22-2751	Section 2 JV3 Assessment and report	Rikhabh Bishtal	Niall Madden	03/02/2022
G	22-2751	Section 2 JV3 Assessment and report	Niall Madden	Niall Madden	30/05/2022

## Architectural

### Reduced Head Height


Performance solution: Reduced Head Height

No	Description of performance solutions	DTS Provision	Performance requirements	Assessment method
1	Reduction of the minimum habitable room heights in a class 2 building from 2.4m to 2.1m	Clause F3.1(a)(iv)(A)(bb)	F3.1	A01.10

### Room Heights

This report provides an BCA Performance Solution report to permit the following deviations for the Building Code of Australia's prescriptive requirements of the subject building.

Performance Solutions	BCA DTS Provision	BCA Performance Requirement	Assessment Methodology
To permit the ceiling heights within the Level 1, Amenities/Kitchen, Amenities, Manager room and BOH store to be reduced to various heights but not less than 2270mm.	F3.1	FP3.1	Qualitative assessment demonstrating compliance with the performance requirements under A2.2(1)(a) via a performance-based analysis under A2.2(2)(b)(i) and A2.2(2)(b)(ii) and (d).



Performance Solution Schedule in accordance with Section 16 (h) of the Building (General) Regulation 2008

# SUBURB City BLOCK 4 SECTION 12 - Meriton Suites PERFORMANCE SOLUTIONS APPLICABLE TO PROJECT

## Weatherproofing

### Roof Design Weatherproofing and Condensation Management

\*\*Table three

Description of issue being assessed	
The use of a concrete roof for parts of the building, to determine the suitability of the material for providing a weather proof building envelope, as there is no applicable Deemed to satisfy provisions for use of a concrete roof in a class 2-9 building.	
Applicable BCA DTS clause	Clause F1.5
Performance requirements	FP1.4
BCA Assessment methods	
A2.2(1)(a) – Comply with the performance requirements A2.2(2)(b)(ii) – Other verification methods	
Assessment approach	
Qualitative absolute and comparative, expert judgement	

### Concrete Wall Condensation Management

\*\*Table four

Description of issue being assessed	
The use of precast concrete as an external wall material without a drained cavity.	
Applicable BCA DTS clause	Clause F6.2
Performance requirements	FP6.1
BCA Assessment methods	
A2.2(1)(a) – Comply with the performance requirements A2.2(2)(b)(ii) – Other verification methods	
Assessment approach	
Qualitative absolute and comparative, expert judgement	

### External Wall Weatherproofing


\*\*Table two

Description of issue being assessed	
All external wall systems including glazing, Precast Concrete and light weight cladding to determine the suitability of the material for providing a weather proof building envelope, as there is no applicable Deemed to satisfy provisions for weatherproofing for the external wall in a class 2-9 building.	
Applicable BCA DTS clause	Clause F1.0
Performance requirements	FP1.4
BCA Assessment methods	
A2.2(1)(a) – Comply with the performance requirements A2.2(2)(b)(ii) – Other verification methods	
Assessment approach	
Qualitative absolute and comparative, expert judgement	

## Accessibility

A summary of the Performance Solutions addressed within this report are identified below:

Performance Requirement	BCA Clause	Assessment method	Item addressed
DP1	D3.1	Expert Judgement (A2.2c) Comparison with deemed to satisfy provisions (A2.2d)	An accessible path of travel will not be provided to the meeting room/private office on level 16.
DP1, DP2	D3.3	Expert Judgement (A2.2c) Comparison with deemed to satisfy provisions (A2.2d)	Doorways are not in accordance with Clause 13 of AS1428.1 2009 in the following ways: <ul style="list-style-type: none"> <li>a. A minimum of 30% luminance contrast is not provided to the following:                             <ul style="list-style-type: none"> <li>i. SOU entry doors.</li> <li>ii. Accessible SOU bathroom doorway (from the inside of the room).</li> </ul> </li> </ul>
DP1, DP2	D3.3	Expert Judgement (A2.2c) Comparison with deemed to satisfy provisions (A2.2d)	The stair SS02 (ground level - from lobby to sanitary facilities) will not be in accordance with Clause 11 of AS1428.1 2009 as a single handrail will be provided.
DP1, EP3.4	D3.1, D3.3, E3.6	Expert Judgement (A2.2c) Comparison with deemed to satisfy provisions (A2.2d)	The building will be provided with destination-controlled lifts throughout which are not in accordance with AS1735.12 as the control button design will not be in accordance with Clause 7 of AS1735.12.1999.
DP1	D3.1	Expert Judgement (A2.2c) Comparison with deemed to satisfy provisions (A2.2d)	300mm latch side clearance is not provided in the accessible SOU bathrooms to Units 402 and 503 due to the location of the washbasin. Unit 402 is provided with 255mm latch side clearance and Unit 503 270mm latch side clearance.





**MERITON SUITES CANBERRA**  
**40 ALLARA ST**  
**CANBERRA 2061**

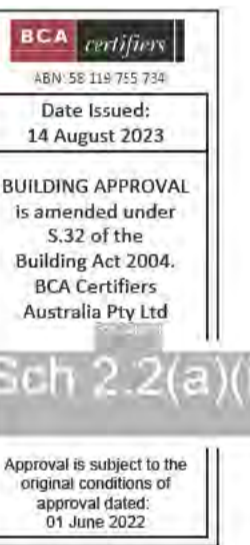
PROJECT NO: 19125

**FOR CONSTRUCTION**

**DRAWING INDEX**

<b>A0098</b>	G	BASEMENT P2 FLOOR PLAN	FOR CC FITOUT P2 TO L10
<b>A0099</b>	I	BASEMENT P1 FLOOR PLAN	FOR CC FITOUT P2 TO L10
<b>A0100</b>	P	GROUND LEVEL FLOOR PLAN	FOR CONSTRUCTION
<b>A0101</b>	Q	LEVEL 01 GA FLOOR PLAN	FOR CONSTRUCTION
<b>A0102</b>	M	LEVEL 02 GA FLOOR PLAN	FOR CONSTRUCTION
<b>A0103</b>	L	LEVEL 03 GA FLOOR PLAN	FOR CONSTRUCTION
<b>A0104</b>	K	LEVEL 04 GA FLOOR PLAN	FOR CONSTRUCTION
<b>A0105</b>	K	LEVEL 05 GA FLOOR PLAN	FOR CONSTRUCTION
<b>A0106</b>	K	LEVEL 06 GA FLOOR PLAN	FOR CONSTRUCTION
<b>A0107</b>	J	LEVEL 07 GA FLOOR PLA	FOR CONSTRUCTION
<b>A0108</b>	H	LEVEL 08 GA FLOOR PLAN	FOR CONSTRUCTION
<b>A0109</b>	H	LEVEL 09 GA FLOOR PLAN	FOR CONSTRUCTION
<b>A0110</b>	H	LEVEL 10 GA FLOOR PLAN	FOR CONSTRUCTION
<b>A0111</b>	H	LEVEL 11 GA FLOOR PLAN	FOR CONSTRUCTION
<b>A0112</b>	H	LEVEL 12 GA FLOOR PLAN	FOR CONSTRUCTION
<b>A0113</b>	H	LEVEL 13 GA FLOOR PLAN	FOR CONSTRUCTION
<b>A0114</b>	N	LEVEL 14 GA FLOOR PLAN	FOR CONSTRUCTION
<b>A0115</b>	T	LEVEL 15 GA FLOOR PLAN	FOR CONSTRUCTION
<b>A0116</b>	N	LEVEL 16 GA FLOOR PLAN	FOR CONSTRUCTION
<b>A0117</b>	L	ROOF LEVEL GA PLAN	FOR CONSTRUCTION

DRAWINGS ISSUED ON: 18.05.2023



BIMcloud: Itaprobim01 BIMcloud/19125 40 Allara St, Canberra/00 BIM MODELS/00 CD/CENTRAL MODELS/19125 General

REVISION	REVISION	REVISION	REVISION	REVISION	REVISION
R	GENERAL UPDATE	PM	31.08.2022	Z	GENERAL UPDATE
S	SUITES 202 602 CUSTOM ACCESSIBLE ROBE	PM	05.10.2022	AA	GENERAL UPDATE
T	GENERAL UPDATE	PM	07.10.2022	AB	S197 SUBMISSION
U	SMOKE DOOR AND POOL BARRIER NOTATION	PM	24.10.2022	AC	MSSB LEVEL 16
V	ADDITIONAL MECH. PENETRATION ROOF SLAB	AR	21.11.2022	AD	GENERAL UPDATE
W	GENERAL UPDATE	PM	29.11.2022	AE	RELOCATED CORRIDOR SMOKE DOOR
X	GROUND + L15 LIGHTING COORDINATION	AR	06.12.2022	AF	GENERAL UPDATE
Y	AW18 COVERPLATE + REMOVED MESH SCREEN	AR	10.01.2023	AG	GENERAL UPDATE

**QUALITY ASSURANCE** (FK IS A CERTIFIED COMPANY TO ISO 9001:2015)

THIS PROJECT IS SUBJECT TO THE FK QUALITY ASSURANCE SYSTEM

<input checked="" type="checkbox"/>	SCHEMATIC DESIGN REVIEW FOR THIS PROJECT IS COMPLETE.	DATE OF REVIEW: 01.10.2020
<input checked="" type="checkbox"/>	DESIGN DEVELOPMENT REVIEW FOR THIS PROJECT IS COMPLETE.	DATE OF REVIEW: 01.10.2021
<input checked="" type="checkbox"/>	TENDER DOCUMENTATION REVIEW FOR THIS PROJECT IS COMPLETE.	DATE OF REVIEW: 11.11.2021
<input checked="" type="checkbox"/>	CONSTRUCTION DOCUMENTATION REVIEW FOR THIS DRAWING IS COMPLETE.	DATE OF REVIEW: 18.01.2022

IF THIS DRAWING IS STAMPED UNCONTROLLED COPY THEN IT IS TO BE CONSIDERED A DRAFT. SUBJECT TO REVISION WITHOUT NOTICE

**NOTES**

THIS DRAWING IS COPYRIGHT AND SHALL REMAIN THE PROPERTY OF FENDER KATSALIDIS (AUST) PTY LTD  
 CHECK AND VERIFY ALL DIMENSIONS ON SITE PRIOR TO COMMENCING WORK. DRAWING TO BE READ  
 IN CONJUNCTION WITH ALL OTHER CONTRACT DOCUMENTS. DO NOT SCALE DRAWINGS. USE FIGURED  
 DIMENSIONS ONLY. SEEK CLARIFICATION OF INCONSISTENCIES / CONFLICTS.

DRAWN	DATE	CHECKED	PLOT DATE	JOB NO.	SCALE
BB	18.05.2023	PM	18.05.2023	19125	N.T.S.@A1

**PROJECT**

MERITON SUITES CANBERRA  
 40 ALLARA ST  
 CANBERRA ACT 2061

**DRAWING TITLE**

COVER SHEET GA PACKAGE

**FENDER KATSALIDIS**  
 WWW.FKAUSTRALIA.COM  
 L21, 259 GEORGE STREET, SYDNEY  
 NEW SOUTH WALES 2000 AUSTRALIA  
 TELEPHONE: +61 2 8216 3500  
 FENDER KATSALIDIS (AUST) PTY LTD ACN 092 943 032

**ISSUE PURPOSE**

FOR CONSTRUCTION



**REV.** **DRAWING NO.**

AG **A000**

# MERITON SUITES CANBERRA

## 40 ALLARA ST

### CANBERRA 2061

PROJECT NO.: 19125

## CONSTRUCTION ISSUE

### DRAWING INDEX

#### CONSTRUCTION

<b>A0000</b>	AA	DRAWING LIST COVER SHEET	FOR CONSTRUCTION
<b>A0001</b>	A	HOTEL SUMMARY SCHEDULE	FOR CONSTRUCTION
<b>A0002</b>	E	WET AREA SUMMARY SCHEDULE	FOR CONSTRUCTION
<b>A0010</b>	B	GENERAL LEGEND	FOR CONSTRUCTION
<b>A0020</b>	A	GRID SET OUT PLAN	FOR CONSTRUCTION
<b>A0050</b>	E	BALUSTRADE DETAILS SHEET 01	FOR CONSTRUCTION
<b>A0051</b>	E	BALUSTRADE DETAILS SHEET 02	FOR CONSTRUCTION
<b>A0052</b>	D	BALUSTRADE DETAILS SHEET 03	FOR CONSTRUCTION
<b>A0053</b>	A	BALUSTRADE DETAILS SHEET 04	FOR CONSTRUCTION
<b>A0080</b>	R	CONCRETE HOBB TYPE LEGEND	FOR CONSTRUCTION
<b>A0081</b>	N	CONCRETE SETDOWN TYPE LEGEND	FOR CONSTRUCTION
<b>A0100</b>	P	GROUND LEVEL FLOOR PLAN	FOR CONSTRUCTION
<b>A0101</b>	Q	LEVEL 01 GA FLOOR PLAN	FOR CONSTRUCTION
<b>A0102</b>	L	LEVEL 02 GA FLOOR PLAN	FOR CONSTRUCTION
<b>A0103</b>	K	LEVEL 03 GA FLOOR PLAN	FOR CONSTRUCTION
<b>A0104</b>	K	LEVEL 04 GA FLOOR PLAN	FOR CONSTRUCTION
<b>A0105</b>	K	LEVEL 05 GA FLOOR PLAN	FOR CONSTRUCTION
<b>A0106</b>	K	LEVEL 06 GA FLOOR PLAN	FOR CONSTRUCTION
<b>A0107</b>	J	LEVEL 07 GA FLOOR PLAN	FOR CONSTRUCTION
<b>A0108</b>	H	LEVEL 08 GA FLOOR PLAN	FOR CONSTRUCTION
<b>A0109</b>	H	LEVEL 09 GA FLOOR PLAN	FOR CONSTRUCTION
<b>A0110</b>	H	LEVEL 10 GA FLOOR PLAN	FOR CONSTRUCTION
<b>A0111</b>	H	LEVEL 11 GA FLOOR PLAN	FOR CONSTRUCTION
<b>A0112</b>	H	LEVEL 12 GA FLOOR PLAN	FOR CONSTRUCTION
<b>A0113</b>	H	LEVEL 13 GA FLOOR PLAN	FOR CONSTRUCTION
<b>A0114</b>	N	LEVEL 14 GA FLOOR PLAN	FOR CONSTRUCTION
<b>A0115</b>	T	LEVEL 15 GA FLOOR PLAN	FOR CONSTRUCTION
<b>A0116</b>	N	LEVEL 16 GA FLOOR PLAN	FOR CONSTRUCTION
<b>A0117</b>	L	ROOF LEVEL GA PLAN	FOR CONSTRUCTION
<b>A0201</b>	H	NORTH ELEVATION	FOR CONSTRUCTION
<b>A0202</b>	H	SOUTH ELEVATION	FOR CONSTRUCTION
<b>A0203</b>	E	EAST ELEVATION	FOR CONSTRUCTION
<b>A0204</b>	E	WEST ELEVATION	FOR CONSTRUCTION
<b>A0205</b>	G	PARTIAL ELEVATION SHEET 01	FOR CONSTRUCTION
<b>A0250</b>	C	SECTION AA	FOR CC STRUCTURE & FITOUT L11 TO L17
<b>A0251</b>	C	SECTION BB	FOR CC STRUCTURE & FITOUT L11 TO L17
<b>A0252</b>	G	SECTION CC & SECTION DD	FOR CONSTRUCTION
<b>A0260</b>	E	FAÇADE SECTION, NORTH & EAST	FOR CONSTRUCTION
<b>A0262</b>	D	FAÇADE SECTION, WEST	FOR CONSTRUCTION
<b>A0450</b>	E	ENCLOSURE DETAILS SHEET 01	FOR CONSTRUCTION
<b>A0451</b>	D	ENCLOSURE DETAILS SHEET 02	FOR CONSTRUCTION
<b>A0452</b>	E	ENCLOSURE DETAILS SHEET 03	FOR CONSTRUCTION
<b>A0453</b>	E	ENCLOSURE DETAILS SHEET 04	FOR CONSTRUCTION
<b>A0454</b>	F	ENCLOSURE DETAILS SHEET 05	FOR CC STRUCTURE & FITOUT L11 TO L17
<b>A0455</b>	D	ENCLOSURE DETAILS SHEET 06	FOR CONSTRUCTION
<b>A0460</b>	E	FAÇADE DETAILS SHEET 01	FOR CONSTRUCTION
<b>A0461</b>	B	FAÇADE DETAILS SHEET 02	FOR CONSTRUCTION
<b>A100</b>	P	COVER SHEET CONCRETE PROFILE PACKAGE	FOR CONSTRUCTION
<b>A1001</b>	Z	LEVEL 01 GA FLOOR PLAN	FOR CONSTRUCTION
<b>A1097</b>	E	SUBFLOOR CONCRETE PROFILE PLAN	FOR CONSTRUCTION
<b>A1098</b>	L	BASEMENT P2 CONCRETE PROFILE PLAN	FOR CONSTRUCTION
<b>A1099</b>	M	BASEMENT P1 CONCRETE PROFILE PLAN	FOR CONSTRUCTION
<b>A1100</b>	R	GROUND LEVEL CONCRETE PROFILE PLAN	FOR CONSTRUCTION
<b>A1101</b>	M	LEVEL 01 CONCRETE PROFILE PLAN	FOR CONSTRUCTION
<b>A1102</b>	I	LEVEL 02 CONCRETE PROFILE PLAN	FOR CONSTRUCTION
<b>A1103</b>	H	LEVEL 03 CONCRETE PROFILE PLAN	FOR CONSTRUCTION
<b>A1104</b>	H	LEVEL 04 CONCRETE PROFILE PLAN	FOR CONSTRUCTION
<b>A1105</b>	H	LEVEL 05 CONCRETE PROFILE PLAN	FOR CONSTRUCTION
<b>A1106</b>	I	LEVEL 06 CONCRETE PROFILE PLAN	FOR CONSTRUCTION
<b>A1107</b>	H	LEVEL 07 CONCRETE PROFILE PLAN	FOR CONSTRUCTION
<b>A1108</b>	H	LEVEL 08 CONCRETE PROFILE PLAN	FOR CONSTRUCTION
<b>A1109</b>	G	LEVEL 09 CONCRETE PROFILE PLAN	FOR CONSTRUCTION
<b>A1110</b>	H	LEVEL 10 CONCRETE PROFILE PLAN	FOR CONSTRUCTION
<b>A1111</b>	F	LEVEL 11 CONCRETE PROFILE PLAN	FOR CC STRUCTURE & FITOUT L11 TO L17
<b>A1112</b>	I	LEVEL 12 CONCRETE PROFILE PLAN	FOR CONSTRUCTION
<b>A1113</b>	G	LEVEL 13 CONCRETE PROFILE PLAN	FOR CC STRUCTURE & FITOUT L11 TO L17
<b>A1114</b>	L	LEVEL 14 CONCRETE PROFILE PLAN	FOR CONSTRUCTION
<b>A1115</b>	P	LEVEL 15 CONCRETE PROFILE PLAN	FOR CONSTRUCTION
<b>A1116</b>	L	LEVEL 16 CONCRETE PROFILE PLAN	FOR CONSTRUCTION
<b>A1117</b>	K	ROOF LEVEL CONCRETE PROFILE PLAN	FOR CONSTRUCTION
<b>A1500</b>	B	LIFT CORE PLANS AND ELEVATIONS SHEET 01	FOR CONSTRUCTION
<b>A1501</b>	B	LIFT CORE PLANS AND ELEVATIONS SHEET 02	FOR CONSTRUCTION
<b>A1502</b>	B	LIFT CORE PLANS AND ELEVATIONS SHEET 03	FOR CONSTRUCTION
<b>A1503</b>	E	LIFT CORE PLANS AND ELEVATIONS SHEET 04	FOR CONSTRUCTION
<b>A1504</b>	A	LIFT CORE PLANS AND ELEVATIONS SHEET 05	FOR CONSTRUCTION
<b>A1505</b>	D	LIFT CORE PLANS AND ELEVATIONS SHEET 06	FOR CONSTRUCTION
<b>A1506</b>	D	LIFT CORE PLANS AND ELEVATIONS SHEET 07	FOR CONSTRUCTION
<b>A1507</b>	E	LIFT CORE PLANS AND ELEVATIONS SHEET 08	FOR CONSTRUCTION
<b>A1508</b>	A	LIFT CORE PLANS AND ELEVATIONS SHEET 09	FOR CONSTRUCTION
<b>A1509</b>	D	LIFT CORE PLANS AND ELEVATIONS SHEET 10	FOR CONSTRUCTION

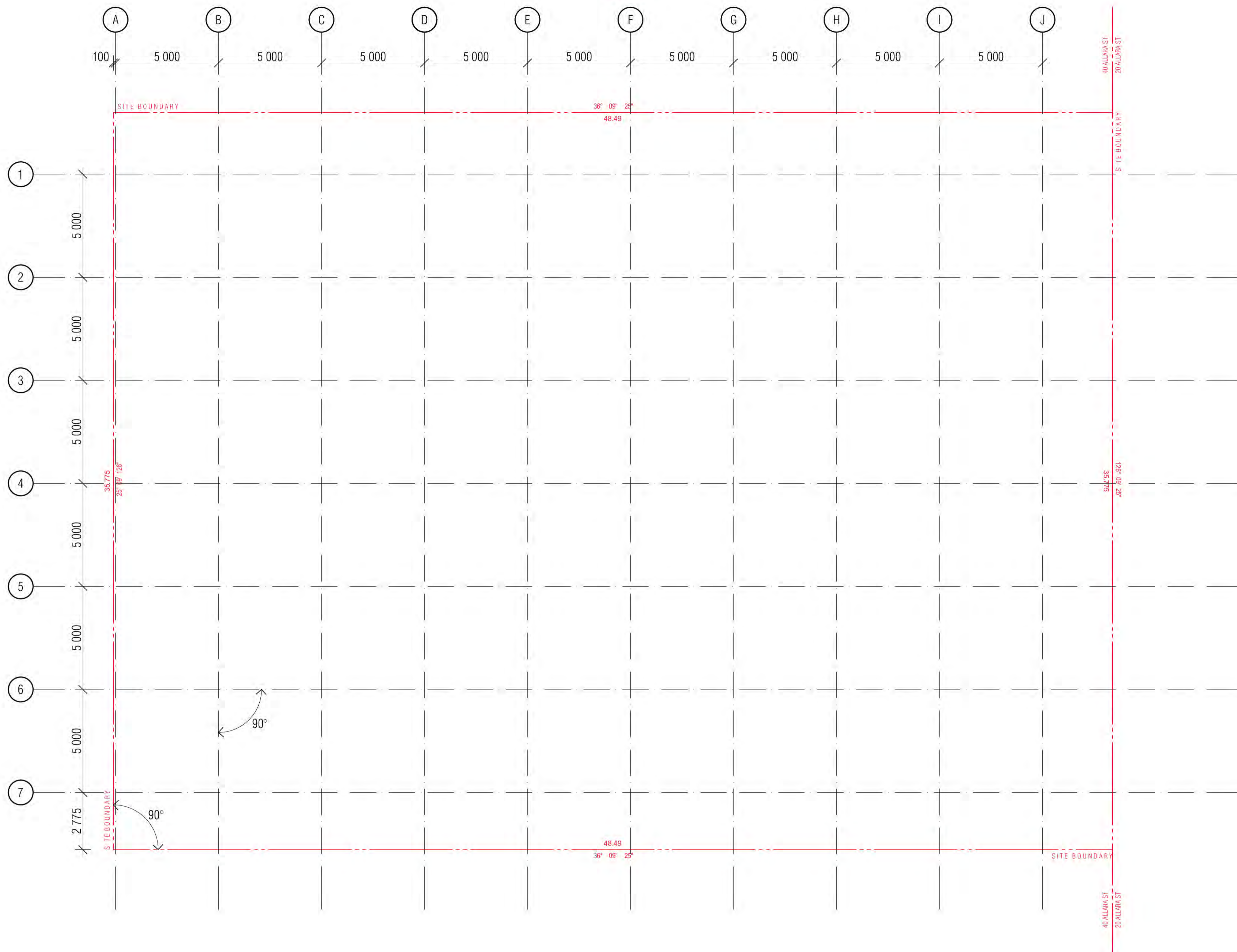
<b>A1510</b>	C	LIFT CORE 3D	FOR CONSTRUCTION
<b>A1511</b>	A	LIFT CORE PLANS AND ELEVATIONS SHEET 11	FOR CONSTRUCTION
<b>A1512</b>	D	LIFT CORE PLANS AND ELEVATIONS SHEET 12	FOR CONSTRUCTION
<b>A1513</b>	B	LIFT CORE PLANS AND ELEVATIONS SHEET 13	FOR CONSTRUCTION
<b>A1514</b>	D	LIFT CORE PLANS AND ELEVATIONS SHEET 14	FOR CONSTRUCTION
<b>A1515</b>	A	LIFT CORE PLANS AND ELEVATIONS SHEET 15	FOR CONSTRUCTION
<b>A1516</b>	C	LIFT CORE PLANS AND ELEVATIONS SHEET 16	FOR CONSTRUCTION
<b>A1517</b>	B	LIFT CORE PLANS AND ELEVATIONS SHEET 17	FOR CONSTRUCTION
<b>A1518</b>	E	LIFT CORE PLANS AND ELEVATIONS SHEET 18	FOR CONSTRUCTION
<b>A1600</b>	A	RAMP SETOUT PLANS SHEET 01	FOR CONSTRUCTION
<b>A1601</b>	A	RAMP SETOUT PLANS SHEET 02	FOR CONSTRUCTION
<b>A1602</b>	A	RAMP SETOUT 3D VIEWS SHEET 03	FOR CONSTRUCTION
<b>A1620</b>	A	BASE BUILDING DETAIL SECTIONS SHEET 01	FOR CONSTRUCTION
<b>A1621</b>	A	BASE BUILDING DETAIL SECTIONS SHEET 02	FOR CONSTRUCTION
<b>A1622</b>	A	BASE BUILDING DETAIL SECTIONS SHEET 03	FOR CONSTRUCTION
<b>A1630</b>	E	CONCRETE DETAILS SHEET 01	FOR CONSTRUCTION
<b>A1631</b>	C	CONCRETE DETAILS SHEET 02	FOR CONSTRUCTION
<b>A200</b>	S	COVER SHEET WINDOW GLAZING PACKAGE	FOR CONSTRUCTION
<b>A2100</b>	C	GROUND LEVEL WINDOW GLAZING SCHEDULE	FOR CONSTRUCTION
<b>A2101</b>	H	GROUND LEVEL WINDOW GLAZING SCHEDULE	FOR CONSTRUCTION
<b>A2102</b>	G	GROUND LEVEL WINDOW GLAZING SCHEDULE	FOR CONSTRUCTION
<b>A2103</b>	E	LEVEL 01 WINDOW GLAZING SCHEDULE	FOR CONSTRUCTION
<b>A2104</b>	E	LEVEL 01 WINDOW GLAZING SCHEDULE	FOR CONSTRUCTION
<b>A2105</b>	F	LEVEL 02 WINDOW GLAZING SCHEDULE	FOR CONSTRUCTION
<b>A2106</b>	G	LEVEL 02 WINDOW GLAZING SCHEDULE	FOR CONSTRUCTION
<b>A2107</b>	D	LEVEL 02 WINDOW GLAZING SCHEDULE	FOR CONSTRUCTION
<b>A2108</b>	G	LEVEL 03 WINDOW GLAZING SCHEDULE	FOR CONSTRUCTION
<b>A2110</b>	F	LEVEL 03 WINDOW GLAZING SCHEDULE	FOR CONSTRUCTION
<b>A2114</b>	E	LEVEL 05 WINDOW GLAZING SCHEDULE	FOR CONSTRUCTION
<b>A2116</b>	E	LEVEL 05 WINDOW GLAZING SCHEDULE	FOR CONSTRUCTION
<b>A2120</b>	E	LEVEL 07 WINDOW GLAZING SCHEDULE	FOR CONSTRUCTION
<b>A2122</b>	E	LEVEL 07 WINDOW GLAZING SCHEDULE	FOR CONSTRUCTION
<b>A2126</b>	E	LEVEL 09 WINDOW GLAZING SCHEDULE	FOR CONSTRUCTION
<b>A2128</b>	E	LEVEL 09 WINDOW GLAZING SCHEDULE	FOR CONSTRUCTION
<b>A2132</b>	E	LEVEL 11 WINDOW GLAZING SCHEDULE	FOR CC STRUCTURE & FITOUT L11 TO L17
<b>A2133</b>	F	LEVEL 11 WINDOW GLAZING SCHEDULE	FOR CC STRUCTURE & FITOUT L11 TO L17
<b>A2134</b>	E	LEVEL 11 WINDOW GLAZING SCHEDULE	FOR CC STRUCTURE & FITOUT L11 TO L17
<b>A2135</b>	E	LEVEL 12 WINDOW GLAZING SCHEDULE	FOR CC STRUCTURE & FITOUT L11 TO L17
<b>A2136</b>	G	LEVEL 12 WINDOW GLAZING SCHEDULE	FOR CC STRUCTURE & FITOUT L11 TO L17
<b>A2137</b>	D	LEVEL 13 WINDOW GLAZING SCHEDULE	FOR CC STRUCTURE & FITOUT L11 TO L17
<b>A2138</b>	F	LEVEL 13 WINDOW GLAZING SCHEDULE	FOR CC STRUCTURE & FITOUT L11 TO L17
<b>A2139</b>	H	LEVEL 13 WINDOW GLAZING SCHEDULE	FOR CC STRUCTURE & FITOUT L11 TO L17
<b>A2140</b>	E	LEVEL 13 WINDOW GLAZING SCHEDULE	FOR CC STRUCTURE & FITOUT L11 TO L17
<b>A2141</b>	E	LEVEL 14 WINDOW GLAZING SCHEDULE	FOR CC STRUCTURE & FITOUT L11 TO L17
<b>A2142</b>	G	LEVEL 14 WINDOW GLAZING SCHEDULE	FOR CC STRUCTURE & FITOUT L11 TO L17
<b>A2143</b>	D	LEVEL 14 WINDOW GLAZING SCHEDULE	FOR CC STRUCTURE & FITOUT L11 TO L17
<b>A2144</b>	I	LEVEL 15 WINDOW GLAZING SCHEDULE	FOR CONSTRUCTION
<b>A2145</b>	J	LEVEL 15 WINDOW GLAZING SCHEDULE	FOR CONSTRUCTION
<b>A2146</b>	H	LEVEL 15 WINDOW GLAZING SCHEDULE	FOR CONSTRUCTION
<b>A2147</b>	F	LEVEL 16 WINDOW GLAZING SCHEDULE	FOR CONSTRUCTION
<b>A2148</b>	H	LEVEL 16 WINDOW GLAZING SCHEDULE	FOR CONSTRUCTION
<b>A300</b>	AH	COVER SHEET WALLS PACKAGE	FOR CONSTRUCTION
<b>A3010</b>	D	PRIMARY WALL TYPE LEGEND SHEET 01	FOR CONSTRUCTION
<b>A3011</b>	G	PRIMARY WALL TYPE LEGEND SHEET 02	FOR CONSTRUCTION
<b>A3012</b>	M	PRIMARY WALL TYPE LEGEND SHEET 03	FOR CONSTRUCTION
<b>A3015</b>	E	SECONDARY WALL TYPE LEGEND SHEET 01	FOR CC STRUCTURE & FITOUT L11 TO L17
<b>A3016</b>	E	SECONDARY WALL TYPE LEGEND SHEET 02	FOR CC STRUCTURE & FITOUT L11 TO L17
<b>A3020</b>	C	WALL DETAILS SHEET 01	FOR CC STRUCTURE & FITOUT L11 TO L17
<b>A3021</b>	C	WALL DETAILS SHEET 02	FOR CC STRUCTURE & FITOUT L11 TO L17
<b>A3022</b>	C	WALL DETAILS SHEET 03	FOR CC STRUCTURE & FITOUT L11 TO L17
<b>A3023</b>	E	WALL DETAILS SHEET 04	FOR CONSTRUCTION
<b>A3024</b>	E	WALL DETAILS SHEET 05	FOR CC STRUCTURE & FITOUT L11 TO L17
<b>A3025</b>	G	WALL DETAILS SHEET 06	FOR CONSTRUCTION
<b>A3026</b>	C	WALL DETAILS SHEET 07	FOR CC STRUCTURE & FITOUT L11 TO L17
<b>A3027</b>	G	WALL DETAILS SHEET 08	FOR CONSTRUCTION
<b>A3028</b>	G	WALL DETAILS SHEET 09	FOR CONSTRUCTION
<b>A3050</b>	C	L16 WALL TO ROOF INTERSECTION 01	FOR CONSTRUCTION
<b>A3051</b>	B	L16 WALL TO ROOF INTERSECTION 02	FOR CONSTRUCTION
<b>A3098</b>	C	BASEMENT P2 PRIMARY WALL FAÇADE SETOUT PLAN	FOR CONSTRUCTION
<b>A3099</b>	D	BASEMENT P1 PRIMARY WALL FAÇADE SETOUT PLAN	FOR CONSTRUCTION
<b>A3100</b>	I	GROUND LEVEL PRIMARY WALL FAÇADE SETOUT PLAN	FOR CONSTRUCTION
<b>A3101</b>	P	LEVEL 01 PRIMARY WALL FAÇADE SETOUT PLAN	FOR CONSTRUCTION
<b>A3102</b>	L	LEVEL 02 PRIMARY WALL FAÇADE SETOUT PLAN	FOR CONSTRUCTION
<b>A3103</b>	L	LEVEL 03 PRIMARY WALL FAÇADE SETOUT PLAN	FOR CONSTRUCTION
<b>A3104</b>	L	LEVEL 04 PRIMARY WALL FAÇADE SETOUT PLAN	FOR CONSTRUCTION
<b>A3105</b>	L	LEVEL 05 PRIMARY WALL FAÇADE SETOUT PLAN	FOR CONSTRUCTION
<b>A3106</b>	L	LEVEL 06 PRIMARY WALL FAÇADE SETOUT PLAN	FOR CONSTRUCTION
<b>A3107</b>	K	LEVEL 07 PRIMARY WALL FAÇADE SETOUT PLAN	FOR CONSTRUCTION
<b>A3108</b>	I	LEVEL 08 PRIMARY WALL FAÇADE SETOUT PLAN	FOR CONSTRUCTION
<b>A3109</b>	I	LEVEL 09 PRIMARY WALL FAÇADE SETOUT PLAN	FOR CONSTRUCTION
<b>A3110</b>	I	LEVEL 10 PRIMARY WALL FAÇADE SETOUT PLAN	FOR CONSTRUCTION
<b>A3111</b>	I	LEVEL 11 PRIMARY WALL FAÇADE SETOUT PLAN	FOR CONSTRUCTION

<b>A3112</b>	I	LEVEL 12 PRIMARY WALL FAÇADE SETOUT PLAN	FOR CONSTRUCTION
<b>A3113</b>	I	LEVEL 13 PRIMARY WALL FAÇADE SETOUT PLAN	FOR CONSTRUCTION
<b>A3114</b>	L	LEVEL 14 PRIMARY WALL FAÇADE SETOUT PLAN	FOR CONSTRUCTION
<b>A3115</b>	O	LEVEL 15 PRIMARY WALL FAÇADE SETOUT PLAN	FOR CONSTRUCTION
<b>A3116</b>	J	LEVEL 16 PRIMARY WALL FAÇADE SETOUT PLAN	FOR CONSTRUCTION
<b>A3498</b>	D	BASEMENT P2 FIRE COMPARTMENT PLAN	FOR CONSTRUCTION
<b>A3499</b>	E	BASEMENT P1 FIRE COMPARTMENT PLAN	FOR CONSTRUCTION
<b>A3500</b>	F	GROUND LEVEL FIRE COMPARTMENT PLAN	FOR CONSTRUCTION
<b>A3501</b>	I	LEVEL 01 FIRE COMPARTMENT PLAN	FOR CONSTRUCTION
<b>A3502</b>	D	LEVEL 02 FIRE COMPARTMENT PLAN	FOR CONSTRUCTION
<b>A3503</b>	D	LEVEL 03 FIRE COMPARTMENT PLAN	FOR CONSTRUCTION
<b>A3504</b>	D	LEVEL 04 FIRE COMPARTMENT PLAN	FOR CONSTRUCTION
<b>A3505</b>	D	LEVEL 05 FIRE COMPARTMENT PLAN	FOR CONSTRUCTION
<b>A3506</b>	D	LEVEL 06 FIRE COMPARTMENT PLAN	FOR CONSTRUCTION
<b>A3507</b>	D	LEVEL 07 FIRE COMPARTMENT PLAN	FOR CONSTRUCTION
<b>A3508</b>	D	LEVEL 08 FIRE COMPARTMENT PLAN	FOR CONSTRUCTION
<b>A3509</b>	D	LEVEL 09 FIRE COMPARTMENT PLAN	FOR CONSTRUCTION
<b>A3510</b>	D	LEVEL 10 FIRE COMPARTMENT PLAN	FOR CONSTRUCTION
<b>A3511</b>	E	LEVEL 11 FIRE COMPARTMENT PLAN	FOR CONSTRUCTION
<b>A3512</b>	D	LEVEL 12 FIRE COMPARTMENT PLAN	FOR CONSTRUCTION
<b>A3513</b>	D	LEVEL 13 FIRE COMPARTMENT PLAN	FOR CONSTRUCTION
<b>A3514</b>	E	LEVEL 14 FIRE COMPARTMENT PLAN	FOR CONSTRUCTION
<b>A3515</b>	I	LEVEL 15 FIRE COMPARTMENT PLAN	FOR CONSTRUCTION
<b>A3516</b>	G	LEVEL 16 FIRE COMPARTMENT PLAN	FOR CONSTRUCTION
<b>A3517</b>	D	ROOF LEVEL FIRE COMPARTMENT PLAN	FOR CONSTRUCTION
<b>A400</b>	U	COVER SHEET ELECTRICAL PACKAGE	FOR CONSTRUCTION
<b>A4010</b>	B	ELECTRICAL RCP LEGEND	FOR CONSTRUCTION
<b>A4098</b>	A	BASEMENT P2 ELECTRICAL RCP SETOUT PLAN	FOR CONSTRUCTION
<b>A4099</b>	A	BASEMENT P1 ELECTRICAL RCP SETOUT PLAN	FOR CONSTRUCTION
<b>A4100</b>	J	GROUND LEVEL ELECTRICAL RCP SETOUT PLAN	FOR CONSTRUCTION
<b>A4101</b>	J	LEVEL 01 ELECTRICAL RCP SETOUT PLAN	FOR CONSTRUCTION
<b>A4102</b>	D	LEVEL 02 ELECTRICAL RCP SETOUT PLAN	FOR CONSTRUCTION
<b>A4103</b>	D	LEVEL 03 ELECTRICAL RCP SETOUT PLAN	FOR CONSTRUCTION
<b>A4104</b>	D	LEVEL 04 ELECTRICAL RCP SETOUT PLAN	FOR CONSTRUCTION
<b>A4105</b>	D	LEVEL 05 ELECTRICAL RCP SETOUT PLAN	FOR CONSTRUCTION
<b>A4106</b>	C	LEVEL 06 ELECTRICAL RCP SETOUT PLAN	FOR CONSTRUCTION
<b>A4107</b>	C	LEVEL 07 ELECTRICAL RCP SETOUT PLAN	FOR CONSTRUCTION
<b>A4108</b>	C	LEVEL 08 ELECTRICAL RCP SETOUT PLAN	FOR CONSTRUCTION
<b>A4109</b>	C	LEVEL 09 ELECTRICAL RCP SETOUT PLAN	FOR CONSTRUCTION
<b>A4110</b>	C	LEVEL 10 ELECTRICAL RCP SETOUT PLAN	FOR CONSTRUCTION
<b>A4111</b>	C	LEVEL 11 ELECTRICAL RCP SETOUT PLAN	FOR CONSTRUCTION
<b>A4112</b>	E	LEVEL 12 ELECTRICAL RCP SETOUT PLAN	FOR CONSTRUCTION
<b>A4113</b>	E	LEVEL 13 ELECTRICAL RCP SETOUT PLAN	FOR CONSTRUCTION
<b>A4114</b>	F	LEVEL 14 ELECTRICAL RCP SETOUT PLAN	FOR CONSTRUCTION
<b>A4115</b>	G	LEVEL 15 ELECTRICAL RCP SETOUT PLAN	FOR CONSTRUCTION
<b>A4116</b>	G	LEVEL 16 ELECTRICAL RCP SETOUT PLAN	FOR CONSTRUCTION
<b>A4150</b>	B	TYPICAL SUITES ELECTRICAL RCP SETOUT PLAN	FOR CONSTRUCTION
<b>A4160</b>	C	ELECTRICAL ENTRY FEATURE LIGHTING DESIGN	FOR CONSTRUCTION
<b>A500</b>	K	COVER SHEET METALWORK PACKAGE	FOR CONSTRUCTION
<b>A5010</b>	B	METALWORK TYPE LEGEND	FOR CONSTRUCTION
<b>A5030</b>	D	METALWORK AWNING DETAIL SHEET 01	FOR CONSTRUCTION
<b>A5031</b>	C	METALWORK AWNING DETAIL SHEET 02	FOR CONSTRUCTION
<b>A5032</b>	E	METALWORK AWNING DETAIL SHEET 03	FOR CONSTRUCTION
<b>A5033</b>	E	METALWORK AWNING DETAIL SHEET 04	FOR CONSTRUCTION
<b>A5034</b>	A	METALWORK DETAIL SHEET 05	FOR CONSTRUCTION
<b>A5040</b>	A	METALWORK LOUVRE AND SCREEN DETAIL SHEET 01	FOR CONSTRUCTION
<b>A5041</b>	E	METALWORK LOUVRE AND SCREEN DETAIL SHEET 02	FOR CONSTRUCTION
<b>A5042</b>	E	METALWORK LOUVRE AND SCREEN DETAIL SHEET 03	FOR CONSTRUCTION
<b>A5043</b>	A	METALWORK LOUVRE AND SCREEN DETAIL SHEET 04	FOR CONSTRUCTION
<b>A5044</b>	D	METALWORK LOUVRE AND SCREEN DETAIL SHEET 05	FOR CONSTRUCTION
<b>A5045</b>	D	METALWORK FAÇADE AND CLADDING DETAIL SHEET 06	FOR CONSTRUCTION
<b>A5046</b>	A	METALWORK FAÇADE AND CLADDING DETAIL SHEET 07	FOR CONSTRUCTION
<b>A5050</b>	C	METALWORK GATES AND FENCES DETAIL SHEET 01	FOR CONSTRUCTION
<b>A5051</b>	C	M	

HOTEL SUITES				HOTEL SUITES				HOTEL SUITES				HOTEL SUITES				HOTEL SUITES				HOTEL SUITES											
HOTEL NO.	HOTEL TYPE	DDA	INT. SQM	HOTEL NO.	HOTEL TYPE	DDA	INT. SQM	HOTEL NO.	HOTEL TYPE	DDA	INT. SQM	HOTEL NO.	HOTEL TYPE	DDA	INT. SQM	HOTEL NO.	HOTEL TYPE	DDA	INT. SQM	HOTEL NO.	HOTEL TYPE	DDA	INT. SQM	HOTEL NO.	HOTEL TYPE	DDA	INT. SQM	HOTEL NO.	HOTEL TYPE	DDA	INT. SQM
101				315				604				810				1016				1313											
	BLY		17.46		BLY		10.66		BLY		11.95		BLY		11.94 <sup>5</sup>		BLY		6.46 <sup>6</sup>		BLY		16.28 <sup>9</sup>								
	HOTEL SA		41.14 <sup>8</sup>		HOTEL 2C		81.66 <sup>9</sup>		HOTEL 1A		52.11		HOTEL 1A		52.00		HOTEL 1C		49.67		HOTEL 3B		116.78								
102				316				605				811				1101				1315											
	BLY		10.08 <sup>9</sup>		BLY		6.46 <sup>6</sup>		BLY		11.94 <sup>5</sup>		BLY		11.94 <sup>5</sup>		BLY		10.65		BLY		10.66								
	HOTEL SA		41.50 <sup>8</sup>		HOTEL 1C		49.67		HOTEL 1A		51.98 <sup>9</sup>		HOTEL 1A		51.98 <sup>9</sup>		HOTEL 2C		80.96		HOTEL 2C		82.50								
103				401				606				812				1102				1316											
	BLY		9.68		BLY		10.65		BLY		11.94 <sup>5</sup>		BLY		11.86 <sup>9</sup>		BLY		11.95		BLY		6.46 <sup>6</sup>								
	HOTEL SA		41.61 <sup>8</sup>		HOTEL 2C		80.74		HOTEL 1A		51.86		HOTEL 1A		52.27		HOTEL 1D		53.08 <sup>9</sup>		HOTEL 1C		53.02 <sup>9</sup>								
108				402				607				813				1103				1401											
	BLY		5.56 <sup>6</sup>		BLY		11.95		BLY		12.51		BLY		11.95		BLY		11.94 <sup>5</sup>		BLY		10.92 <sup>9</sup>								
	HOTEL 1E		66.13 <sup>9</sup>		HOTEL 1D 1		53.23		HOTEL 2A		82.15 <sup>9</sup>		HOTEL 1A		51.85		HOTEL 1A		52.43		HOTEL 1A		50.85								
109				403				608				814				1104				1403											
	HOTEL SE		45.20 <sup>9</sup>		BLY		11.94 <sup>5</sup>		BLY		5.57		BLY		11.86 <sup>9</sup>		BLY		11.95		BLY		15.92								
110				404				609				815				1105				1404											
	BLY		10.23 <sup>9</sup>		BLY		51.86		BLY		12.83		BLY		10.66		BLY		11.94 <sup>5</sup>		BLY		12.22								
	HOTEL SA 1		41.67 <sup>8</sup>		HOTEL 1A		80.74		HOTEL 2A		82.38		HOTEL 1A		81.67		HOTEL 1A		51.99		HOTEL 1A		51.08 <sup>9</sup>								
111				405				610				816				1106				1405											
	BLY		10.24 <sup>9</sup>		BLY		11.95		BLY		11.94 <sup>5</sup>		BLY		6.46 <sup>6</sup>		BLY		11.94 <sup>5</sup>		BLY		14.73								
	HOTEL SA		41.86 <sup>8</sup>		HOTEL 1A		52.11		HOTEL 1A		52.00 <sup>9</sup>		HOTEL 1C		49.67		HOTEL 1A		51.86		HOTEL 3A		116.72 <sup>9</sup>								
113				406				611				901				1107				1407											
	BLY		20.73 <sup>9</sup>		BLY		11.94 <sup>5</sup>		BLY		11.94 <sup>5</sup>		BLY		10.65		BLY		12.51		BLY		12.96								
	HOTEL 2D		82.44 <sup>9</sup>		HOTEL 1A		51.85		HOTEL 1A		51.97 <sup>9</sup>		HOTEL 2C		80.74		HOTEL 2A		82.15 <sup>9</sup>		HOTEL 2A		81.66								
201				407				612				902				1108				1408											
	BLY		11.14 <sup>9</sup>		BLY		11.86 <sup>9</sup>		BLY		11.86 <sup>9</sup>		BLY		11.95		BLY		5.56 <sup>6</sup>		BLY		11.13 <sup>9</sup>								
	HOTEL 2D		79.31		HOTEL 2A		82.15 <sup>9</sup>		HOTEL 1A		52.27		HOTEL 1D		53.14		HOTEL SD 2		45.66 <sup>9</sup>		HOTEL SD 1		46.39								
202				408				613				903				1109				1409											
	BLY		12.17		BLY		5.57		BLY		11.95		BLY		11.94 <sup>5</sup>		BLY		12.83		BLY		12.91 <sup>9</sup>								
	HOTEL 1D 1		53.14		HOTEL SD 1		46.44		HOTEL 1A		51.48		HOTEL 1A		51.86		HOTEL 2A		82.38		HOTEL 2A		80.75								
203				409				614				904				1110				1410											
	BLY		12.16 <sup>9</sup>		BLY		12.83		BLY		11.86 <sup>9</sup>		BLY		11.95		BLY		11.94 <sup>5</sup>		BLY		10.92 <sup>9</sup>								
	HOTEL 1A		51.43 <sup>9</sup>		HOTEL 2A		82.34 <sup>9</sup>		HOTEL 1A		52.27		HOTEL 1A		52.11		HOTEL 1A		51.76		HOTEL SF		35.18								
204				410				615				905				1111				1414											
	BLY		12.17		BLY		11.94 <sup>5</sup>		BLY		10.66		BLY		11.94 <sup>5</sup>		BLY		11.94 <sup>5</sup>		BLY		16.21 <sup>9</sup>								
	HOTEL 1A		51.89		HOTEL 1A		52.00		HOTEL 2C		81.67		HOTEL 1A		51.85		HOTEL 1A		52.13		HOTEL 1F		53.29 <sup>9</sup>								
205				411				616				906				1112				1415											
	BLY		12.16 <sup>9</sup>		BLY		11.94 <sup>5</sup>		BLY		6.46 <sup>6</sup>		BLY		11.86 <sup>9</sup>		BLY		11.86 <sup>9</sup>		BLY		11.22								
	HOTEL 1A		51.76 <sup>9</sup>		HOTEL 1A		51.98 <sup>9</sup>		HOTEL 1C		49.67		HOTEL 1A		51.86		HOTEL 1A		51.99 <sup>9</sup>		HOTEL SC		51.03								
206				412				701				907				1113				1416											
	BLY		12.16 <sup>9</sup>		BLY		11.86 <sup>9</sup>		BLY		10.65		BLY		12.51		BLY		11.95		BLY		6.47 <sup>9</sup>								
	HOTEL 1A		51.51		HOTEL 1A		52.27		HOTEL 2C		82.15 <sup>9</sup>		HOTEL 2A		82.15 <sup>9</sup>		HOTEL 1A		52.00		HOTEL 1C		50.24 <sup>9</sup>								
207				413				702				908				1114				1501											
	BLY		12.94		BLY		11.95		BLY		11.95		BLY		5.56 <sup>6</sup>		BLY		11.86 <sup>9</sup>		BLY		42.84								
	HOTEL 2A		81.63 <sup>9</sup>		HOTEL 1A		51.85		HOTEL 1D 2		53.25 <sup>9</sup>		HOTEL SD 2		45.88		HOTEL 1A		52.27		HOTEL 3D		162.08								
208				414				703				909				1115				1503											
	BLY		5.57		BLY		11.95		BLY		11.94 <sup>5</sup>		BLY		12.83		BLY		10.66		BLY		17.92								
	HOTEL SD 1		46.98 <sup>9</sup>		HOTEL 1A		51.85		HOTEL 1A		51.86		HOTEL 2A		82.38		HOTEL 2C		81.67		HOTEL 1G 2		64.68 <sup>9</sup>								
209				415				704				910				1116				1504											
	BLY		12.84 <sup>9</sup>		BLY		10.66		BLY		11.95		BLY		11.94 <sup>5</sup>		BLY		6.46 <sup>6</sup>		BLY		17.77								
	HOTEL 2A		81.51 <sup>9</sup>		HOTEL 2C		81.67		HOTEL 1A		52.11		HOTEL 1A		52.00 <sup>9</sup>		HOTEL 1C		49.67		HOTEL 1G 1		64.72								
210				416				705				911				1117				1505											
	BLY		12.05 <sup>9</sup>		BLY		11.94 <sup>5</sup>		BLY		11.94 <sup>5</sup>		BLY		11.94 <sup>5</sup>		BLY		10.65		BLY		43.03 <sup>9</sup>								
	HOTEL 1A		51.50		HOTEL 1C		49.67		HOTEL 1A		51.85		HOTEL 1A		51.98 <sup>9</sup>		HOTEL 1A		51.86		HOTEL 3D		168.72								
211				501				706				912				1201				DDA WC											
	BLY		12.06		BLY		10.65		BLY		11.94 <sup>5</sup>		BLY		11.86 <sup>9</sup>		BLY		15.62 <sup>9</sup>		POOL		7.34 <sup>9</sup>								
	HOTEL 1A		52.04 <sup>9</sup>		HOTEL 2C		80.74		HOTEL 1A		51.86		HOTEL 1A		52.27 <sup>9</sup>		HOTEL 3B		118.45 <sup>9</sup>		STAFF		7.53								
212				502				707				913				1204				MALE WC											
	BLY		12.06		BLY		11.95		BLY		12.51		BLY		11.95		BLY		12.16		POOL		18.11								
	HOTEL 1A		51.96 <sup>9</sup>		HOTEL 1D 2		53.23		HOTEL 2A		82.15 <sup>9</sup>		HOTEL 1A		51.85		HOTEL 1A		52.11		STAFF		11.03 <sup>9</sup>								
213				503				708				914				1205				POOL											
	BLY		12.06		BLY		11.94 <sup>5</sup>		BLY		5.56 <sup>6</sup>		BLY		11.86 <sup>9</sup>		BLY		14.35 <sup>9</sup>		STAFF		10.98								
	HOTEL 1A		52.05		HOTEL 1A		51.86		HOTEL SD 2		45.88		HOTEL 1A		52.27		HOTEL SA		116.86 <sup>9</sup>		POOL		16.92 <sup>9</sup>								







**BCA certifiers**  
 450-36 118 715 714  
 Date Issued:  
 14 August 2023  
 BUILDING APPROVAL  
 is amended under  
 S.32 of the  
 Building Act 2004.  
 BCA Certifiers  
 Australia Pty Ltd  
 Sch 2.2(a)(ii)  
 Approval is subject to the  
 original conditions of  
 approval dated  
 01 June 2022

BIMcloud: FKSYBIMCLOUD23 BIMcloud Basic for ARCHICAD 23/19125 40 Allara St Canberra/19125 General

REVISION	DATE	BY
01	19.01.2021	AR
02	05.02.2021	AR
03	25.01.2022	PM

**REVISION**

**QUALITY ASSURANCE** (FK IS A CERTIFIED COMPANY TO ISO 9001 2015)

- THIS PROJECT IS SUBJECT TO THE FK QUALITY ASSURANCE SYSTEM
- SCHEMATIC DESIGN REVIEW FOR THIS PROJECT IS COMPLETE. DATE OF REVIEW: 01.10.2020
  - DESIGN DEVELOPMENT REVIEW FOR THIS PROJECT IS COMPLETE. DATE OF REVIEW: 01.02.21
  - TENDER DOCUMENTATION REVIEW FOR THIS PROJECT IS COMPLETE. DATE OF REVIEW: 01.09.21
  - CONSTRUCTION DOCUMENTATION REVIEW FOR THIS DRAWING IS COMPLETE. DATE OF REVIEW: 21.01.22
- IF THIS DRAWING IS STAMPED UNCONTROLLED COPY THEN IT IS TO BE CONSIDERED A DRAFT. SUBJECT TO REVISION WITHOUT NOTICE

**NOTES**

THIS DRAWING IS COPYRIGHT AND SHALL REMAIN THE PROPERTY OF FENDER KATSALIDIS (AUST) PTY LTD  
 CHECK AND VERIFY ALL DIMENSIONS ON SITE PRIOR TO COMMENCING WORK. DRAWING TO BE READ  
 IN CONJUNCTION WITH ALL OTHER CONTRACT DOCUMENTS. DO NOT SCALE DRAWINGS. USE FIGURED  
 DIMENSIONS ONLY. SEEK CLARIFICATION OF INCONSISTENCIES / CONFLICTS.

DRAWN	DATE	CHECKED	PLOT DATE	JOB NO.	SCALE
AR	25.01.2022	PM	24.01.2022	19125	1:100@A1



**PROJECT**  
 MERITON SUITES CANBERRA  
 40 ALLARA ST  
 CANBERRA ACT 2061

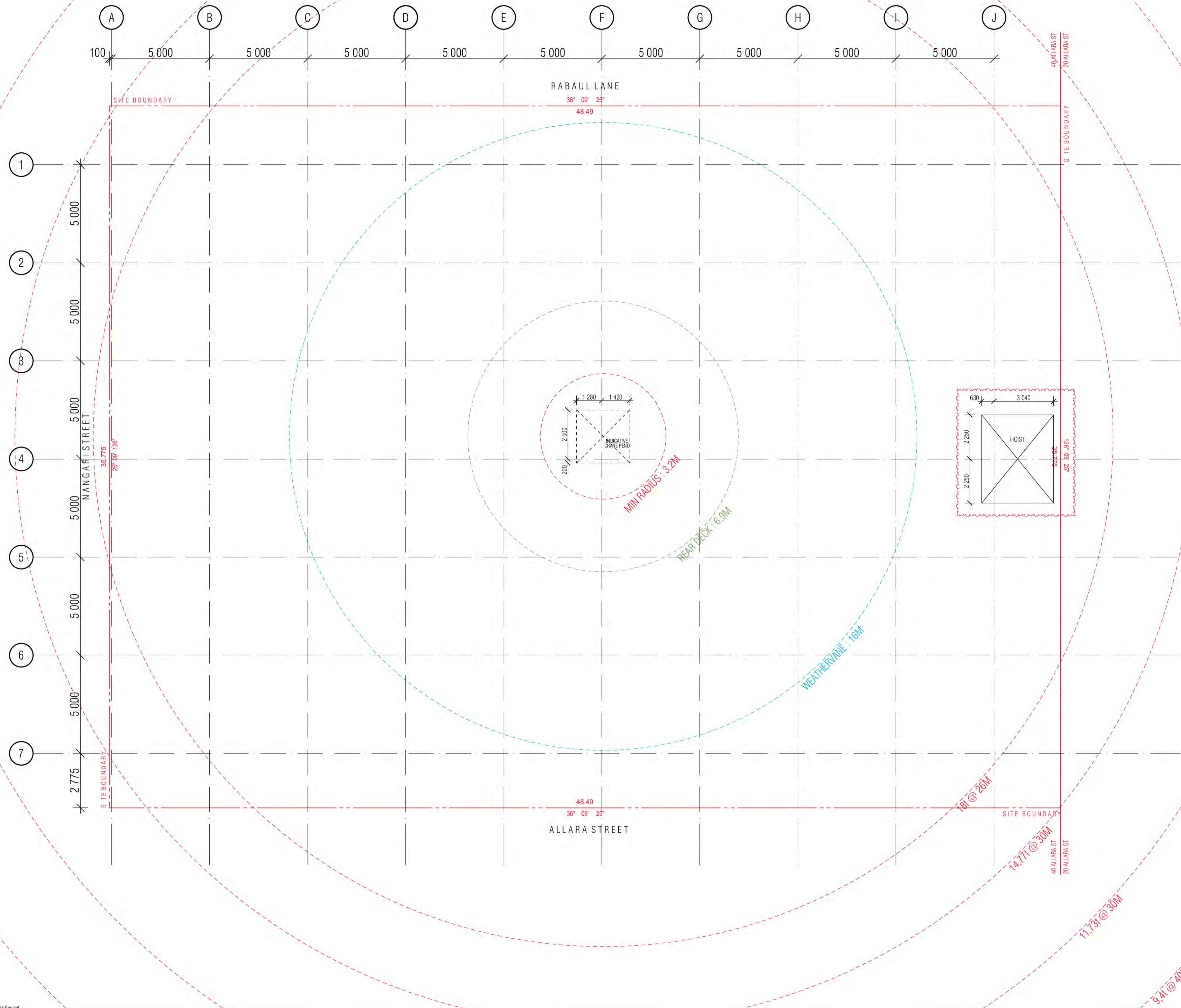
**DRAWING TITLE**  
 GRID SET OUT PLAN

**FENDER KATSALIDIS**  
 WWW.FKAUSTRALIA.COM  
 L21, 259 GEORGE STREET, SYDNEY  
 NEW SOUTH WALES 2000 AUSTRALIA  
 TELEPHONE: +61 2 8216 3500  
 FENDER KATSALIDIS (AUST) PTY LTD ACN 092 943 032

**ISSUE PURPOSE**  
 FOR CONSTRUCTION



**REV.** **DRAWING NO.**  
 A **A0020**



**BCA certifiers**  
 Date Issued:  
 14 August 2023  
 BUILDING APPROVAL  
 is amended under  
 S.32 of the  
 Building Act 2004.  
 BCA Certifiers  
 Australia Pty Ltd

Sch 2.2(a)(ii)

Approval is subject to the  
 original conditions of  
 approval dated  
 01 June 2022

BIMcloud: PKSYDBMCL0023 BIMcloud Basic for ARCHICAD 23/19125 - 40 Allara St Canberra/19125 General

REVISION	REVISION	DATE
01	DRAFT TENDER ISSUE	03.02.2021
02	GENERAL UPDATE	05.02.2021
03	TENDER ISSUE	05.03.2021
04	REVISED CAPPING BEAM LEVELS	02.07.2021

**QUALITY ASSURANCE** (FK IS A CERTIFIED COMPANY TO ISO 9001 2015)  
 THIS PROJECT IS SUBJECT TO THE FK QUALITY ASSURANCE SYSTEM

- SCHEMATIC DESIGN REVIEW FOR THIS PROJECT IS COMPLETE. DATE OF REVIEW: 01.10.2020
- DESIGN DEVELOPMENT REVIEW FOR THIS PROJECT IS YET TO BE COMPLETED.
- TENDER DOCUMENTATION REVIEW FOR THIS PROJECT IS YET TO BE COMPLETED.
- CONSTRUCTION DOCUMENTATION REVIEW FOR THIS PROJECT IS YET TO BE COMPLETED.

IF THIS DRAWING IS STAMPED UNCONTROLLED COPY THEN IT IS TO BE CONSIDERED A DRAFT. SUBJECT TO REVISION WITHOUT NOTICE

**NOTES**  
 THIS DRAWING IS COPYRIGHT AND SHALL REMAIN THE PROPERTY OF FENDER KATSALIDIS (AUST) PTY LTD  
 CHECK AND VERIFY ALL DIMENSIONS ON SITE PRIOR TO COMMENCING WORK. DRAWING TO BE READ  
 IN CONJUNCTION WITH ALL OTHER CONTRACT DOCUMENTS. DO NOT SCALE DRAWINGS. USE FIGURED  
 DIMENSIONS ONLY. SEEK CLARIFICATION OF INCONSISTENCIES / CONFLICTS.

DRAWN	DATE	CHECKED	PLOT DATE	JOB NO.	SCALE
AR	02.07.2021	PM	02.07.2021	19125	1:100@A1



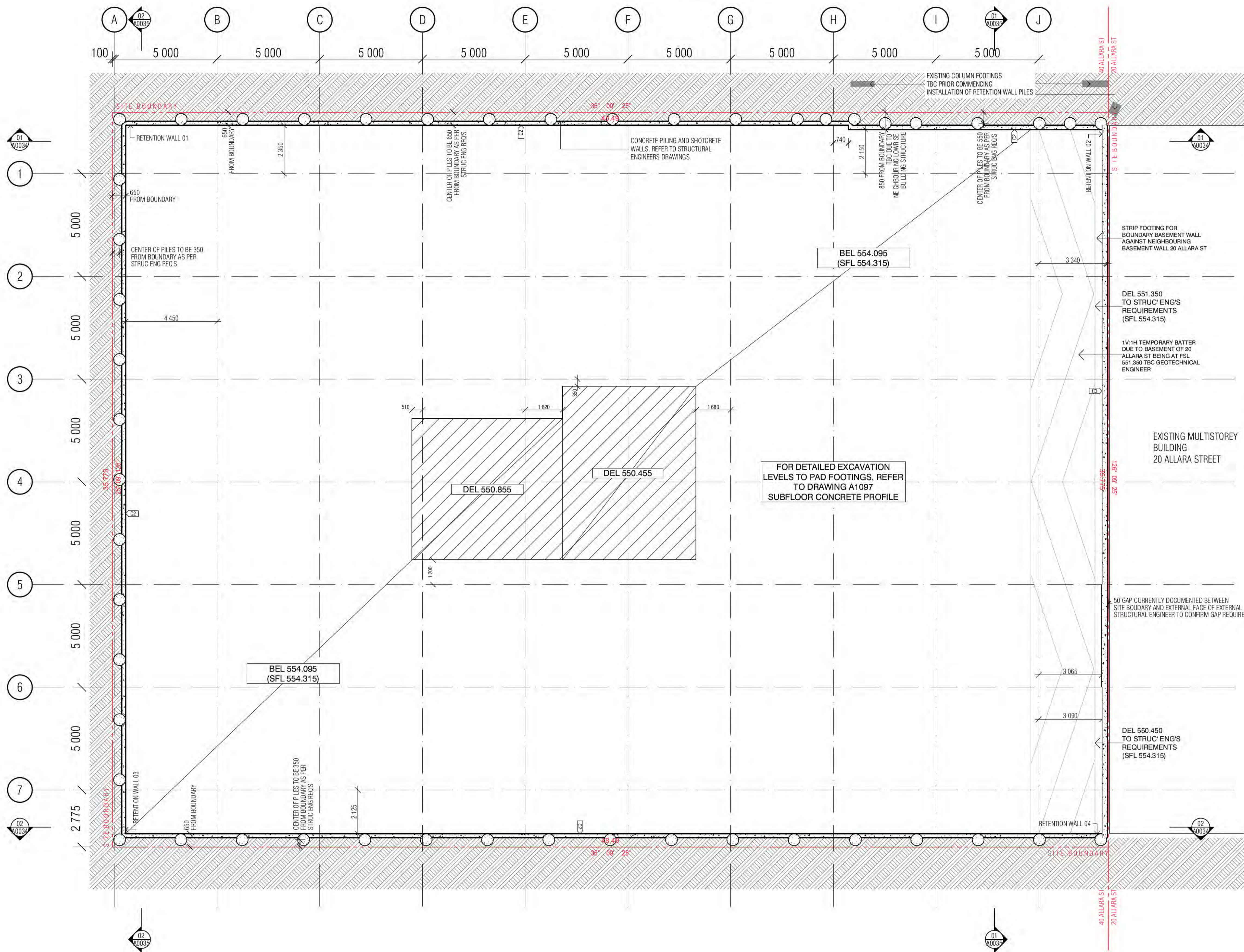
**PROJECT**  
 MERITON SUITES CANBERRA  
 40 ALLARA ST  
 CANBERRA ACT 2061

**DRAWING TITLE**  
 RETENTION/EARLY WORKS/PILE SETOUT - CRANE LOCATION INFORMATION

**FENDER KATSALIDIS**  
 WWW.FKAUSTRALIA.COM  
 L21, 259 GEORGE STREET, SYDNEY  
 NEW SOUTH WALES 2000 AUSTRALIA  
 TELEPHONE: +61 2 8216 3500  
 FENDER KATSALIDIS (AUST) PTY LTD ACN 092 943 032



**REV.** 03  
**DRAWING NO.** A0030



### CONCRETE PROFILE LEGEND

WALL HATCHES

	INSITU CONCRETE		DENOTES FORMWORK ZONE FOR OFF FORM CONCRETE SOFFIT BELOW
	PRECAST CONCRETE		SECONDARY CONCRETE SLAB
	CONCRETE BUND		MASS CONCRETE BUILD-UP
	LOW PRECAST		CAPPING BEAM

	SFL 561.915	SFL:	STRUCTURAL FLOOR LEVEL
	STEP IN TOP OF SLAB	FPL:	FINISHED FLOOR LEVEL
	DOUBLE STEP IN TOP OF SLAB	BEL:	BULK EXCAVATION LEVEL
	EDGE PLINTH/UPSTAND	DEL:	DETAILED EXCAVATION LEVEL
	PLINTH/UPSTAND/BUND	TOCB:	TOP OF CAPPING BEAM
		PL:	PAVING LEVEL
		SPL:	STRUCTURAL PAVING LEVEL
		CJ:	CONSTRUCTION JOINT
		PJ:	PANEL JOINT
		IJ:	ISOLATION JOINT
		SJ:	SAWN JOINT
		TMJ:	TEMPORARY MOVEMENT FACIA
		FPJ:	FORMWORK PANEL JOINT (CLASS 2 CONC)

**NOTE:**

- ALL COLUMNS TO BE LOCATED ON CENTRELINE OF GRID UNLESS OTHERWISE NOTED. INDICATIVE PROFILE OF SLAB ONLY. REFER TO ENGINEERS DRAWINGS AND DETAILS FOR FULL EXTENT OF STRUCTURE.
- TYPICAL BEAM OR COLUMN UNDER SHOWN AS DASHED LINE, UNLESS NOTED OTHERWISE.
- BALCONIES POURED TO FALLS.
- BUND WIDTH TO BE 130MM UNLESS NOTED OTHERWISE.
- ALL SERVICE PENETRATIONS BELOW 100MM DIAMETER HAVE NOT BEEN DOCUMENTED, AS AGREED WITH MERITON SERVICES CONSULTANTS AND MERITON STRUCTURAL ENGINEERS.
- VENT RISERS AND MISCELLANEOUS PIPEWORK NOT INDICATED. REFER SERVICES FOR FULL EXTENT OF RISERS. REFER SPECIFICATION FOR TYPES AND HYDRAULIC DWGS.

**SERVICES**

THE FOLLOWING PENETRATIONS ARE INDICATED TO ASSIST WITH THE SETOUT OF HYDRAULICS / PIPEWORK ELEMENTS WHICH HAVE CRITICAL ARCHITECTURAL SETOUTS. ALL HYDRAULICS ELEMENTS ARE NOT NECESSARILY INDICATED, IT IS THE CONTRACTORS RESPONSIBILITY TO ENSURE ALL PENETRATIONS ARE PROVIDED TO DELIVER THE DESIGN INTENT. HYDRAULICS CONTRACTOR TO PROVIDE DIMENSIONED SHOP DRAWINGS BASED ON THESE SETOUTS. PERIMETER HOBS TO ALL PENETRATION, REFER TO HOBS LEGEND FOR APPLICABLE CONDITION.

### SERVICES RISERS

	SERVICES PENO	SERVICES ZONE	ST / PRESS	NOTE:
	MECH PENETRATION/ZONE		-STAIR PRESSURE	VENT RISERS AND MISCELLANEOUS SERVICE
	HYDR. PENETRATION/ZONE		S/F - SECURITY/FIRE	
	ELECT PENETRATION/ZONE		O - STACK RISERS	PIPEWORK NOT INDICATED. REFER SERVICES FOR FULL EXTENT OF RISERS.
	FIRE PENETRATION/ZONE		SS - SOIL STACK	
	ROOF SUMP / STORMWATER SUMP		NG - NAT. GAS	
	REFUSE CHUTE/WASTE		TW - TRADE WASTE	
			SW - STORMWATER	

	HYDR. RISER ZONE 235x650		HYDR. RISER ZONE 200x700
	HYDR. RISER ZONE 350x700		HYDR. RISER ZONE 250x550
	HYDR. RISER ZONE 250x650		HYDR. RISER ZONE 200x650
	HYDR. RISER ZONE 700x650		HYDR. RISER ZONE 300x300
	HYDR. RISER ZONE 180x520		HYDR. RISER ZONE
	HYDR. RISER ZONE 250x750		HYDR. RISER ZONE
	HYDR. RISER ZONE 200x750		HYDR. RISER ZONE

	SPOUT		FLOOR WASTE		INSP
	BALCONY OVERFLOW TYPE 1, 2, 3		KITCHEN SINK WASTE		POOL
	OVERFLOW BELOW		TUNDISH WASTE		DPL
	FIRE HOSE REEL		BASIN / TROUGH WASTE		SPOD
	FIRE HYDRANT		TOILET PAN WASTE		LOCATI ENG R
	FIRE RISER		BATH TUB WASTE		DOUBLE CAST
	CHANGE IN ANGLE		RAIN WATER OUTLET		OPL PAVI
			PLANTER BOX OUTLET		TOW TOP

**BCA certifiers**  
Date Issued: 14 August 2023

Building Approval is amended under S.32 of the Building Act 2004. BCA Certifiers Australia Pty Ltd

Sch 2.2(a)(ii)

Approval is subject to the original conditions of approval dated 01 June 2022

REVISION	DESCRIPTION	DATE
01	DRAFT TENDER ISSUE	19.01.2021
02	GENERAL UPDATE	05.02.2021
03	TENDER ISSUE	05.03.2021
04	REVISED CAPPING BEAM LEVELS	02.07.2021
05	GENERAL COORDINATION	26.07.2021
A	ISSUED FOR CONSTRUCTION	01.10.2021
B	FOR CONSTRUCTION CERTIFICATE FITOUT P2 TO L10	04.05.2022

REVISION	DESCRIPTION	DATE
01	DRAFT TENDER ISSUE	19.01.2021
02	GENERAL UPDATE	05.02.2021
03	TENDER ISSUE	05.03.2021
04	REVISED CAPPING BEAM LEVELS	02.07.2021
05	GENERAL COORDINATION	26.07.2021
A	ISSUED FOR CONSTRUCTION	01.10.2021
B	FOR CONSTRUCTION CERTIFICATE FITOUT P2 TO L10	04.05.2022

### QUALITY ASSURANCE

FK IS A CERTIFIED COMPANY TO ISO 9001:2015

THIS PROJECT IS SUBJECT TO THE FK QUALITY ASSURANCE SYSTEM

	SCHEMATIC DESIGN REVIEW FOR THIS PROJECT IS COMPLETE.	DATE OF REVIEW: 01.10.2020
	DESIGN DEVELOPMENT REVIEW FOR THIS PROJECT IS COMPLETE.	DATE OF REVIEW: 01.10.2021
	TENDER DOCUMENTATION REVIEW FOR THIS PROJECT IS COMPLETE.	DATE OF REVIEW: 11.11.2021
	CONSTRUCTION DOCUMENTATION REVIEW FOR THIS PROJECT IS COMPLETE.	DATE OF REVIEW: 01.10.2021

IF THIS DRAWING IS STAMPED UNCONTROLLED COPY THEN IT IS TO BE CONSIDERED A DRAFT. SUBJECT TO REVISION WITHOUT NOTICE

### NOTES

THIS DRAWING IS COPYRIGHT AND SHALL REMAIN THE PROPERTY OF FENDER KATSLALIDIS (AUST) PTY LTD. CHECK AND VERIFY ALL DIMENSIONS ON SITE PRIOR TO COMMENCING WORK. DRAWING TO BE READ IN CONJUNCTION WITH ALL OTHER CONTRACT DOCUMENTS. DO NOT SCALE DRAWINGS. USE FIGURED DIMENSIONS ONLY. SEEK CLARIFICATION OF INCONSISTENCIES / CONFLICTS.

DRAWN	DATE	CHECKED	PLOT DATE	JOB NO.	SCALE
AR	04.05.2022	PM	04.05.2022	19125	1:100@A1

**PROJECT**

MERITON SUITES CANBERRA  
40 ALLARA ST  
CANBERRA ACT 2061

**DRAWING TITLE**

EARLY WORKS - PILE SETOUT - BASEMENT P2


**FENDER KATSLALIDIS**  
WWW.FKAUSTRALIA.COM  
L21, 259 GEORGE STREET, SYDNEY  
NEW SOUTH WALES 2000 AUSTRALIA  
TELEPHONE: +61 2 8216 3500  
FENDER KATSLALIDIS (AUST) PTY LTD ACN 092 943 032

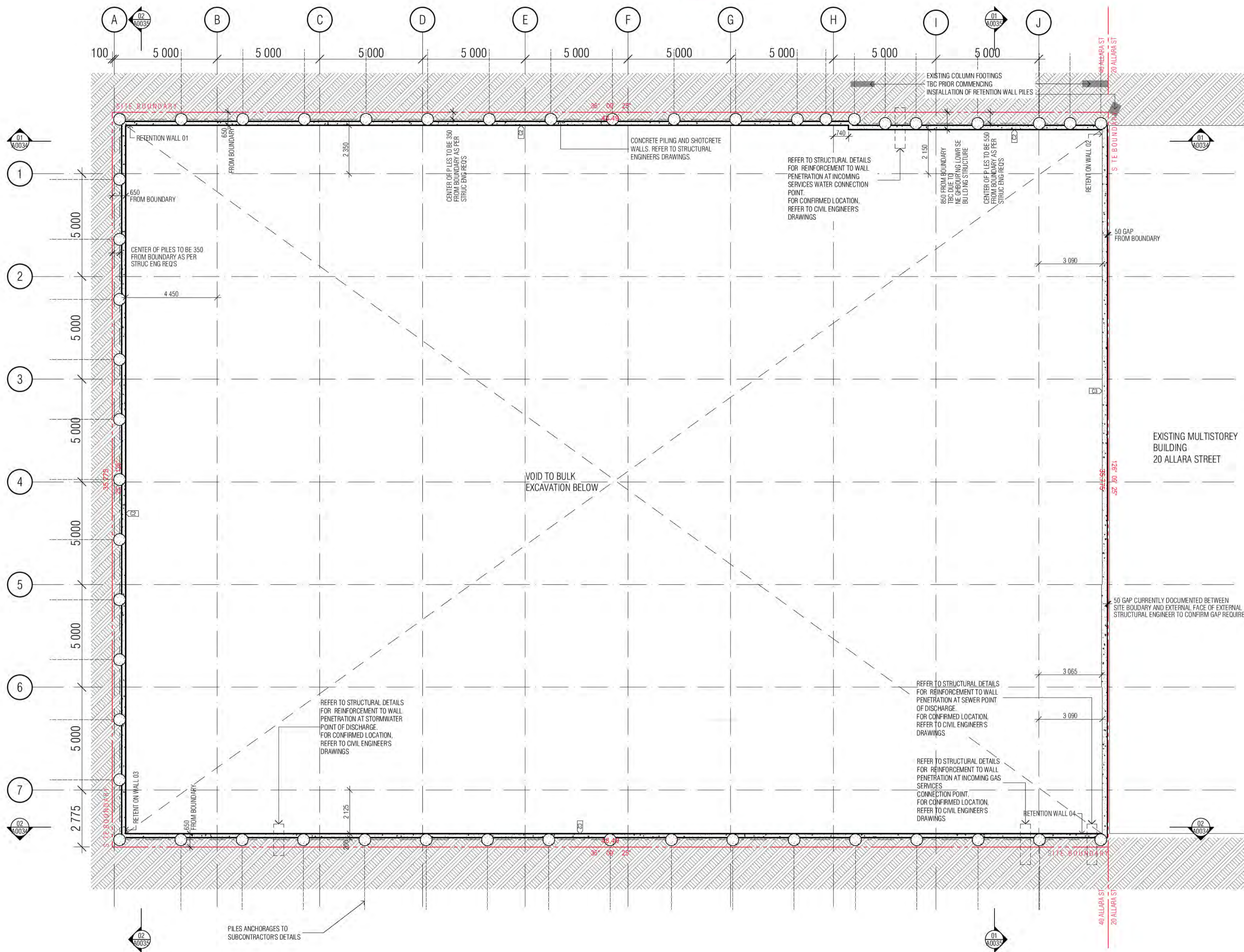
**ISSUE PURPOSE**

FOR CC FITOUT - P2 TO L10

**REV. DRAWING NO.**

B A0031





### CONCRETE PROFILE LEGEND

**WALL HATCHES**

- INSITU CONCRETE
- PRECAST CONCRETE
- CONCRETE BUND
- LOW PRECAST

**CONCRETE HATCHES**

- INSITU CONCRETE
- PRECAST CONCRETE
- CONCRETE BUND
- LOW PRECAST

**LEVELS**

- SFL 561.915
- STEP IN TOP OF SLAB
- DOUBLE STEP IN TOP OF SLAB
- PLINTH/UPSTAND
- EDGE PLINTH/UPSTAND/BUND

**OTHER LEVELS**

- SFL: STRUCTURAL FLOOR LEVEL
- FPL: FINISHED FLOOR LEVEL
- BEL: BULK EXCAVATION LEVEL
- DEL: DETAILED EXCAVATION LEVEL
- TOCB: TOP OF CAPPING BEAM
- PL: PAVING LEVEL
- SPL: STRUCTURAL PAVING LEVEL
- CJ: CONSTRUCTION JOINT
- PJ: PANEL JOINT
- IJ: ISOLATION JOINT
- SJ: SAWN JOINT
- TMJ: TEMPORARY MOVEMENT FACIA
- TPJ: FORMWORK PANEL JOINT (CLASS 2 CONC)

**NOTE:**

- ALL COLUMNS TO BE LOCATED ON CENTRELINE OF GRID UNLESS OTHERWISE NOTED. INDICATIVE PROFILE OF SLAB ONLY. REFER TO ENGINEERS DRAWINGS AND DETAILS FOR FULL EXTENT OF STRUCTURE.
- TYPICAL BEAM OR COLUMN UNDER SHOWN AS DASHED LINE, UNLESS NOTED OTHERWISE.
- BALCONIES POURED TO FALLS.
- BUND WIDTH TO BE 130MM UNLESS NOTED OTHERWISE.
- ALL SERVICE PENETRATIONS BELOW 100MM DIAMETER HAVE NOT BEEN DOCUMENTED, AS AGREED WITH MERITON SERVICES CONSULTANTS AND MERITON STRUCTURAL ENGINEERS.
- VENT RISERS AND MISCELLANEOUS PIPEWORK NOT INDICATED. REFER SERVICES FOR FULL EXTENT OF RISERS. REFER SPECIFICATION FOR TYPES AND HYDRAULIC DWGS.

**SERVICES**

THE FOLLOWING PENETRATIONS ARE INDICATED TO ASSIST WITH THE SETOUT OF HYDRAULICS / PIPEWORK ELEMENTS WHICH HAVE CRITICAL ARCHITECTURAL SETOUTS. ALL HYDRAULICS ELEMENTS ARE NOT NECESSARILY INDICATED, IT IS THE CONTRACTORS RESPONSIBILITY TO ENSURE ALL PENETRATIONS ARE PROVIDED TO DELIVER THE DESIGN INTENT. HYDRAULICS CONTRACTOR TO PROVIDE DIMENSIONED SHOP DRAWINGS BASED ON THESE SETOUTS.

PERIMETER HOBS TO ALL PENETRATION, REFER TO HOBS LEGEND FOR APPLICABLE CONDITION.

### SERVICES RISERS

SERVICES PENO	SERVICES ZONE	ST / PRESS	NOTE:
MP	MECH PENETRATION/ZONE	- STAIR PRESSURE	VENT RISERS AND MISCELLANEOUS SERVICE
HP	HYDR. PENETRATION/ZONE	- SECURITY/FIRE	
EP	ELECT PENETRATION/ZONE	- STACK RISERS	PIPEWORK NOT INDICATED. REFER SERVICES FOR FULL EXTENT OF RISERS.
FP	FIRE PENETRATION/ZONE	SS	SOIL STACK
SG	NAT. GAS	NG	NAT. GAS
SW	TRADE WASTE	TW	TRADE WASTE
SR	STORMWATER	SW	STORMWATER

HZ1	HYDR. RISER ZONE 235x650	HZ8	HYDR. RISER ZONE 200x700
HZ2	HYDR. RISER ZONE 350x700	HZ9	HYDR. RISER ZONE 250x550
HZ3	HYDR. RISER ZONE 250x650	HZ10	HYDR. RISER ZONE 200x650
HZ4	HYDR. RISER ZONE 700x650	HZ11	HYDR. RISER ZONE 300x300
HZ5	HYDR. RISER ZONE 180x520	HZ12	HYDR. RISER ZONE
HZ6	HYDR. RISER ZONE 250x750	HZ13	HYDR. RISER ZONE
HZ7	HYDR. RISER ZONE 200x750		

SPT	SPOUT	FW	FLOOR WASTE	ID	INSP
OF	BALCONY OVERFLOW TYPE 1, 2, 3...	SW	KITCHEN SINK WASTE	PO	POOL
OFB	OVERFLOW BELOW	TOW	TUNDISH WASTE	DP	DPI
FHR	FIRE HOSE REEL	BW	BASIN / TROUGH WASTE	SD	SPOD
FR	FIRE HYDRANT	W	TOILET PAN WASTE	LOCA	LOCA ENG
FR	FIRE RISER	BTW	BATH TUB WASTE	CAST	CAST
CA	CHANGE IN ANGLE	RWO	RAIN WATER OUTLET	OP	OP PAV
		PO	PLANTER BOX OUTLET	TOW	TOW TOP

**BCA certifiers**

Date Issued: 14 August 2023

Building Approval is amended under S.32 of the Building Act 2004. BCA Certifiers Australia Pty Ltd

Sch 2.2(a)(ii)

Approval is subject to the original conditions of approval dated 01 June 2022

REVISION	DESCRIPTION	DATE
01	DRAFT TENDER ISSUE	19.01.2021
02	GENERAL UPDATE	05.02.2021
03	TENDER ISSUE	05.03.2021
04	REVISED CAPPING BEAM LEVELS	02.07.2021
05	GENERAL COORDINATION	26.07.2021
A	ISSUED FOR CONSTRUCTION	01.10.2021
B	AMENDED SW DISCHARGE POINT	08.10.2021
C	FOR CONSTRUCTION CERTIFICATE FITOUT P2 TO L10	04.05.2022

REVISION	DESCRIPTION	DATE
01	DRAFT TENDER ISSUE	19.01.2021
02	GENERAL UPDATE	05.02.2021
03	TENDER ISSUE	05.03.2021
04	REVISED CAPPING BEAM LEVELS	02.07.2021
05	GENERAL COORDINATION	26.07.2021
A	ISSUED FOR CONSTRUCTION	01.10.2021
B	AMENDED SW DISCHARGE POINT	08.10.2021
C	FOR CONSTRUCTION CERTIFICATE FITOUT P2 TO L10	04.05.2022

**QUALITY ASSURANCE** (FK IS A CERTIFIED COMPANY TO ISO 9001:2015)

THIS PROJECT IS SUBJECT TO THE FK QUALITY ASSURANCE SYSTEM

- SCHEMATIC DESIGN REVIEW FOR THIS PROJECT IS COMPLETE. DATE OF REVIEW: 01.10.2020
- DESIGN DEVELOPMENT REVIEW FOR THIS PROJECT IS COMPLETE. DATE OF REVIEW: 01.10.2021
- TENDER DOCUMENTATION REVIEW FOR THIS PROJECT IS COMPLETE. DATE OF REVIEW: 11.11.2021
- CONSTRUCTION DOCUMENTATION REVIEW FOR THIS PROJECT IS COMPLETE. DATE OF REVIEW: 01.10.2021

IF THIS DRAWING IS STAMPED UNCONTROLLED COPY THEN IT IS TO BE CONSIDERED A DRAFT. SUBJECT TO REVISION WITHOUT NOTICE

**NOTES**

THIS DRAWING IS COPYRIGHT AND SHALL REMAIN THE PROPERTY OF FENDER KATSALIDIS (AUST) PTY LTD. CHECK AND VERIFY ALL DIMENSIONS ON SITE PRIOR TO COMMENCING WORK. DRAWING TO BE READ IN CONJUNCTION WITH ALL OTHER CONTRACT DOCUMENTS. DO NOT SCALE DRAWINGS. USE FIGURED DIMENSIONS ONLY. SEEK CLARIFICATION OF INCONSISTENCIES / CONFLICTS.

**PROJECT**

MERITON SUITES CANBERRA  
40 ALLARA ST  
CANBERRA ACT 2061

**DRAWN** AR **DATE** 04.05.2022 **CHECKED** PM **PLOT DATE** 04.05.2022 **JOB NO.** 19125 **SCALE** 1:100@A1

**DRAWING TITLE**

EARLY WORKS - PILE SETOUT - BASEMENT P1


**FENDER KATSALIDIS**

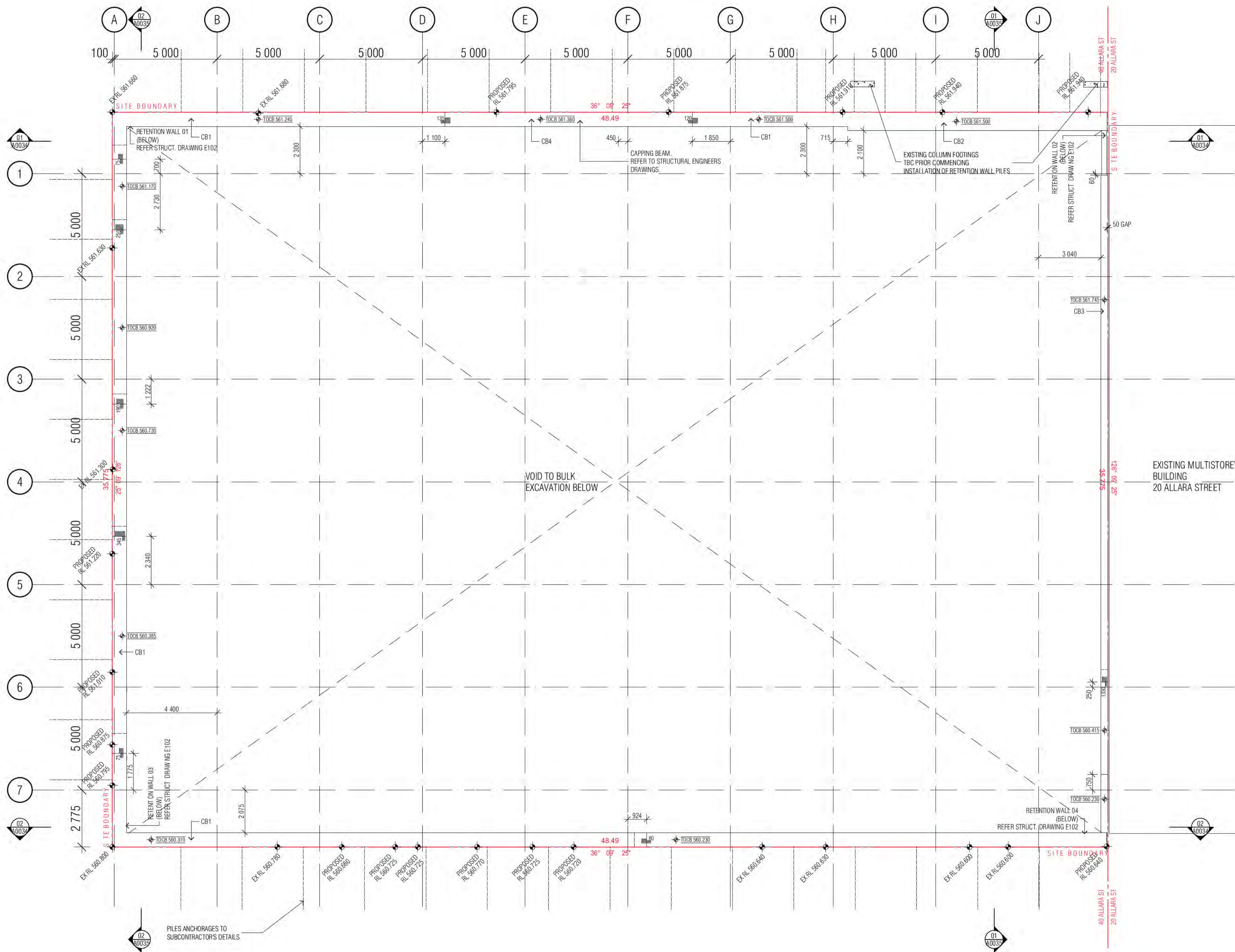
WWW.FKAUSTRALIA.COM  
L21, 259 GEORGE STREET, SYDNEY  
NEW SOUTH WALES 2000 AUSTRALIA  
TELEPHONE: +61 2 8216 3500  
FENDER KATSALIDIS (AUST) PTY LTD ACN 092 943 032

**ISSUE PURPOSE**

FOR CC FITOUT - P2 TO L10

**REV.** C **DRAWING NO.** A0032





### CONCRETE PROFILE LEGEND

**WALL HATCHES**

- INSITU CONCRETE
- PRECAST CONCRETE
- CONCRETE BUND
- LOW PRECAST

**OTHER SYMBOLS:**

- Denotes FORMWORK ZONE FOR OFF FORM CONCRETE SOFFIT BELOW
- SECONDARY CONCRETE SLAB
- MASS CONCRETE BUILD-UP
- CAPPING BEAM

**LEVELS:**

- SFL: STRUCTURAL FLOOR LEVEL
- FPL: FINISHED FLOOR LEVEL
- BEL: BULK EXCAVATION LEVEL
- TOCB: TOP OF CAPPING BEAM
- PL: PAVING LEVEL
- SPL: STRUCTURAL PAVING LEVEL
- CJ: CONSTRUCTION JOINT
- PJ: PANEL JOINT
- IJ: ISOLATION JOINT
- SJ: SAWN JOINT
- TMJ: TEMPORARY MOVEMENT FACIA
- FPJ: FORMWORK PANEL JOINT (CLASS 2 CONC)

**NOTE:**

- ALL COLUMNS TO BE LOCATED ON CENTRELINE OF GRID UNLESS OTHERWISE NOTED. INDICATIVE PROFILE OF SLAB ONLY. REFER TO ENGINEERS DRAWINGS AND DETAILS FOR FULL EXTENT OF STRUCTURE.
- TYPICAL BEAM OR COLUMN UNDER SHOWN AS DASHED LINE, UNLESS NOTED OTHERWISE.
- BALCONIES POURED TO FALLS.
- BUND WIDTH TO BE 130MM UNLESS NOTED OTHERWISE.

**SERVICES**

THE FOLLOWING PENETRATIONS ARE INDICATED TO ASSIST WITH THE SETOUT OF HYDRAULICS / PIPEWORK ELEMENTS WHICH HAVE CRITICAL ARCHITECTURAL SETOUTS. ALL HYDRAULICS ELEMENTS ARE NOT NECESSARILY INDICATED. IT IS THE CONTRACTOR'S RESPONSIBILITY TO ENSURE ALL PENETRATIONS ARE PROVIDED TO DELIVER THE DESIGN INTENT. HYDRAULICS CONTRACTOR TO PROVIDE DIMENSIONED SHOP DRAWINGS BASED ON THESE SETOUTS.

PERIMETER HOBS TO ALL PENETRATION. REFER TO HOBS LEGEND FOR APPLICABLE CONDITION.

### SERVICES RISERS

MECH PENETRATION/ZONE	HYDR. PENETRATION/ZONE	ELECT PENETRATION/ZONE	FIRE PENETRATION/ZONE	ROOF SUMP / STORMWATER SUMP	REFUSE CHUTE/WASTE	ST / PRESS - STAIR PRESSURE	S/F - SECURITY / FIRE	O - STACK RISERS	SS - SOIL STACK	NG - NAT. GAS	TW - TRADE WASTE	SW - STORMWATER	NOTE: VENT RISERS AND MISCELLANEOUS SERVICE PIPEWORK NOT INDICATED. REFER SERVICES FOR FULL EXTENT OF RISERS.
HYDR. RISER ZONE 235x850	HYDR. RISER ZONE 350x700	HYDR. RISER ZONE 250x650	HYDR. RISER ZONE 700x850	HYDR. RISER ZONE 180x520	HYDR. RISER ZONE 250x750	HYDR. RISER ZONE 200x750	HYDR. RISER ZONE 200x700	HYDR. RISER ZONE 250x550	HYDR. RISER ZONE	HYDR. RISER ZONE	HYDR. RISER ZONE	HYDR. RISER ZONE	HYDR. RISER ZONE

SPT ← SPOUT	OF ← BALCONY OVERFLOW TYPE 1, 2, 3...	OPB → OVERFLOW BELOW	FHR → FIRE HOSE REEL	FR → FIRE HYDRANT	FA → CHANGE IN ANGLE	FW → FLOOR WASTE	SW → KITCHEN SINK WASTE	TOW → TUNDISH WASTE	BW → BASIN / TROUGH WASTE	WC → TOILET PAN WASTE	BTW → BATH TUB WASTE	RWO → RAIN WATER OUTLET	PO → PLANTER BOX OUTLET	INSPI →	POD →	DP1/SD →	SP/LOCATI/ENG RE →	DOU/CAS →	PL PAVIL →	TOW → TOP OF WALL
-------------	---------------------------------------	----------------------	----------------------	-------------------	----------------------	------------------	-------------------------	---------------------	---------------------------	-----------------------	----------------------	-------------------------	-------------------------	---------	-------	----------	--------------------	-----------	------------	-------------------

**NOTE:** VENT RISERS AND MISCELLANEOUS PIPEWORK NOT INDICATED. REFER SERVICES FOR FULL EXTENT OF RISERS. REFER SPECIFICATION FOR TYPES AND HYDRAULIC DWGS.

**BCA certifiers**

Date Issued: 14 August 2023

Building Approval is amended under S.32 of the Building Act 2004. BCA Certifiers Australia Pty Ltd

Sch 2.2(a)(ii)

Approval is subject to the original conditions of approval dated 01 June 2022

REVISION	REVISION
01 DRAFT TENDER ISSUE	AR 19.01.2021
02 GENERAL UPDATE	AR 05.02.2021
03 TENDER ISSUE	AR 05.03.2021
04 REVISED CAPPING BEAM LEVELS	AR 02.07.2021
05 FOR INFORMATION	AR 22.07.2021
06 GENERAL COORDINATION	AR 26.07.2021
A ISSUED FOR CONSTRUCTION	AR 01.10.2021
B FOR CONSTRUCTION CERTIFICATE FITOUT P2 TO L10	AR 04.05.2022

REVISION	REVISION
01 DRAFT TENDER ISSUE	AR 19.01.2021
02 GENERAL UPDATE	AR 05.02.2021
03 TENDER ISSUE	AR 05.03.2021
04 REVISED CAPPING BEAM LEVELS	AR 02.07.2021
05 FOR INFORMATION	AR 22.07.2021
06 GENERAL COORDINATION	AR 26.07.2021
A ISSUED FOR CONSTRUCTION	AR 01.10.2021
B FOR CONSTRUCTION CERTIFICATE FITOUT P2 TO L10	AR 04.05.2022

**QUALITY ASSURANCE** (FK IS A CERTIFIED COMPANY TO ISO 9001:2015)

THIS PROJECT IS SUBJECT TO THE FK QUALITY ASSURANCE SYSTEM

- SCHEMATIC DESIGN REVIEW FOR THIS PROJECT IS COMPLETE. DATE OF REVIEW: 01.10.2020
- DESIGN DEVELOPMENT REVIEW FOR THIS PROJECT IS COMPLETE. DATE OF REVIEW: 01.10.2021
- TENDER DOCUMENTATION REVIEW FOR THIS PROJECT IS COMPLETE. DATE OF REVIEW: 11.11.2021
- CONSTRUCTION DOCUMENTATION REVIEW FOR THIS DRAWING IS COMPLETE. DATE OF REVIEW: 01.10.2021

IF THIS DRAWING IS STAMPED UNCONTROLLED COPY THEN IT IS TO BE CONSIDERED A DRAFT. SUBJECT TO REVISION WITHOUT NOTICE.

**NOTES**

THIS DRAWING IS COPYRIGHT AND SHALL REMAIN THE PROPERTY OF FENDER KATSALIDIS (AUST) PTY LTD. CHECK AND VERIFY ALL DIMENSIONS ON SITE PRIOR TO COMMENCING WORK. DRAWING TO BE READ IN CONJUNCTION WITH ALL OTHER CONTRACT DOCUMENTS. DO NOT SCALE DRAWINGS. USE FIGURED DIMENSIONS ONLY. SEEK CLARIFICATION OF INCONSISTENCIES / CONFLICTS.

**DRAWN** AR **DATE** 04.05.2022 **CHECKED** PM **PLOT DATE** 04.05.2022 **JOB NO.** 19125 **SCALE** 1:100@A1

**PROJECT**


MERITON SUITES CANBERRA  
40 ALLARA ST  
CANBERRA ACT 2061

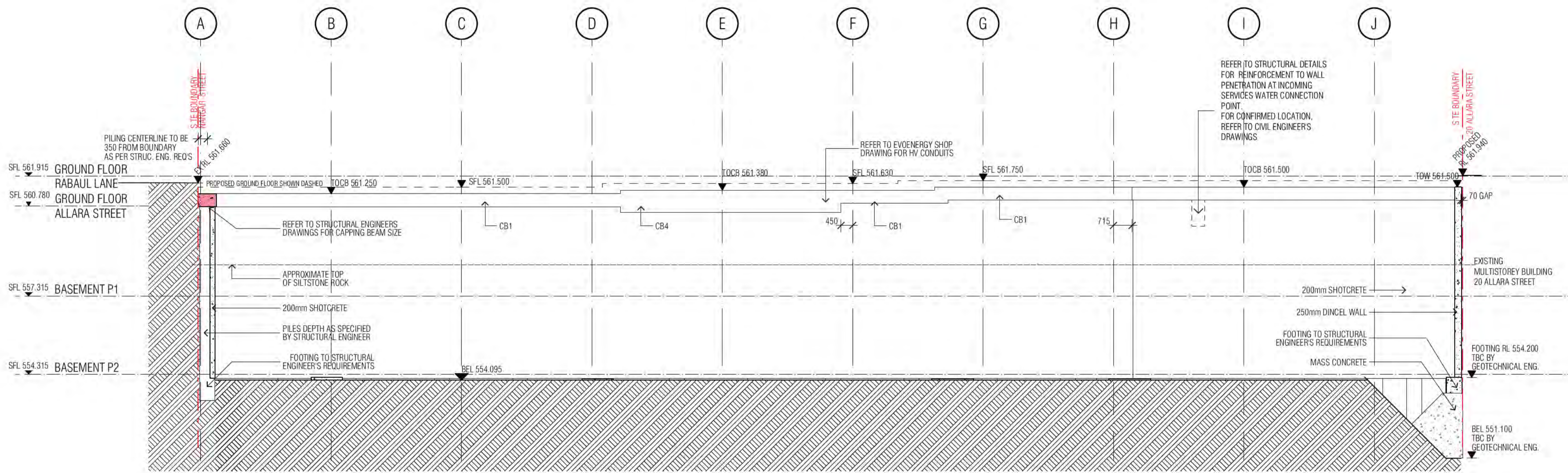
**DRAWING TITLE**  
EARLY WORKS - PILE SETOUT - GROUND FLOOR

**FENDER KATSALIDIS**  
WWW.FKAUSTRALIA.COM  
L21, 259 GEORGE STREET, SYDNEY  
NEW SOUTH WALES 2000 AUSTRALIA  
TELEPHONE: +61 2 8216 3500  
FENDER KATSALIDIS (AUST) PTY LTD ACN 092 943 032

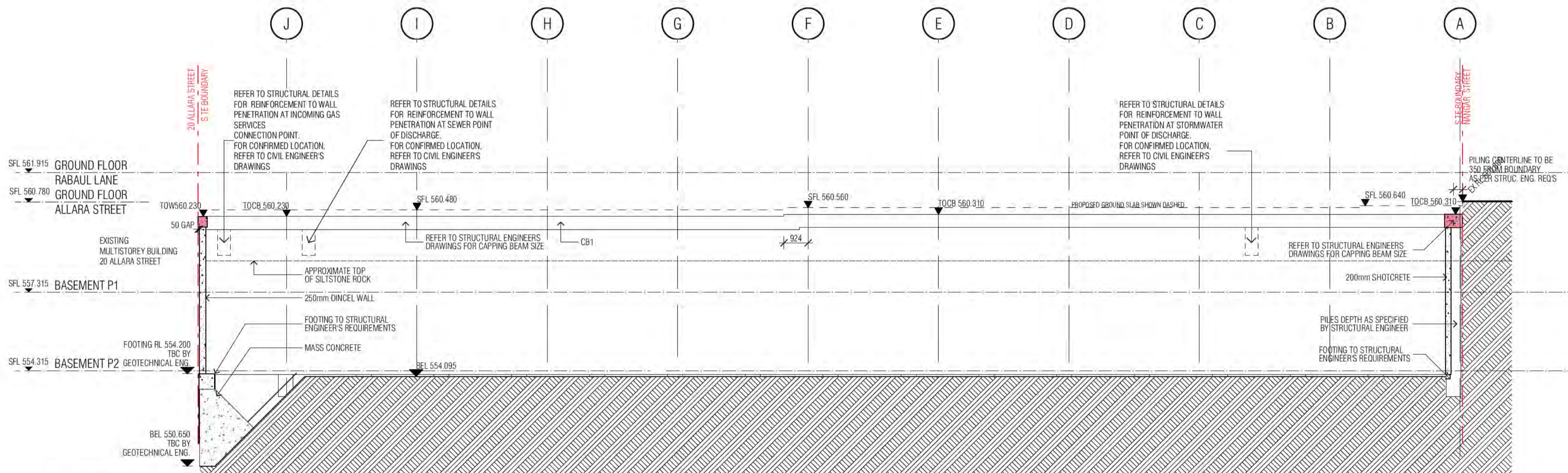
**ISSUE PURPOSE**  
FOR CC FITOUT - P2 TO L10

**REV.** B **DRAWING NO.** A0033





01 RETENTION WALL 01



02 RETENTION WALL 04

**CONCRETE PROFILE LEGEND**

WALL HATCHES		DENOTES FORMWORK ZONE FOR OFF FORM CONCRETE SOFFIT BELOW
IN-SITU CONCRETE		SECONDARY CONCRETE SLAB
PRECAST CONCRETE		MASS CONCRETE BUILD-UP
CONCRETE BUND		CAPPING BEAM
LOW PRECAST		
SFL 561.915		SFL: STRUCTURAL FLOOR LEVEL
STEP IN TOP OF SLAB		FPL: FINISHED FLOOR LEVEL
DOUBLE STEP IN TOP OF SLAB		BEL: BULK EXCAVATION LEVEL
PLINTH/UPSTAND		DEL: DETAILED EXCAVATION LEVEL
EDGE PLINTH/UPSTAND/BUND		TOCB: TOP OF CAPPING BEAM
		PL: PAVING LEVEL
		SPL: STRUCTURAL PAVING LEVEL
		CJ: CONSTRUCTION JOINT
		PJ: PANEL JOINT
		IJ: ISOLATION JOINT
		SJ: SAWN JOINT
		TMAJ: TEMPORARY MOVEMENT FACIA
		FPJ: FORMWORK PANEL JOINT (CLASS 2 CONC)

**NOTE:**  
 1. ALL COLUMNS TO BE LOCATED ON CENTRELINE OF GRID UNLESS OTHERWISE NOTED. INDICATIVE PROFILE OF SLAB ONLY. REFER TO ENGINEERS DRAWINGS AND DETAILS FOR FULL EXTENT OF STRUCTURE.  
 2. TYPICAL BEAM OR COLUMN UNDER SHOWN AS DASHED LINE, UNLESS NOTED OTHERWISE.  
 3. BALCONIES POINTED TO FALLS.  
 4. BUND WIDTH TO BE 130MM UNLESS NOTED OTHERWISE.  
 5. ALL SERVICE PENETRATIONS BELOW 100MM DIAMETER HAVE NOT BEEN DOCUMENTED, AS AGREED WITH MERITON SERVICES CONSULTANTS AND MERITON STRUCTURAL ENGINEERS.  
 6. VENT RISERS AND MISCELLANEOUS PIPEWORK NOT INDICATED. REFER SERVICES FOR FULL EXTENT OF RISERS. REFER SPECIFICATION FOR TYPES AND HYDRAULIC DWGS.

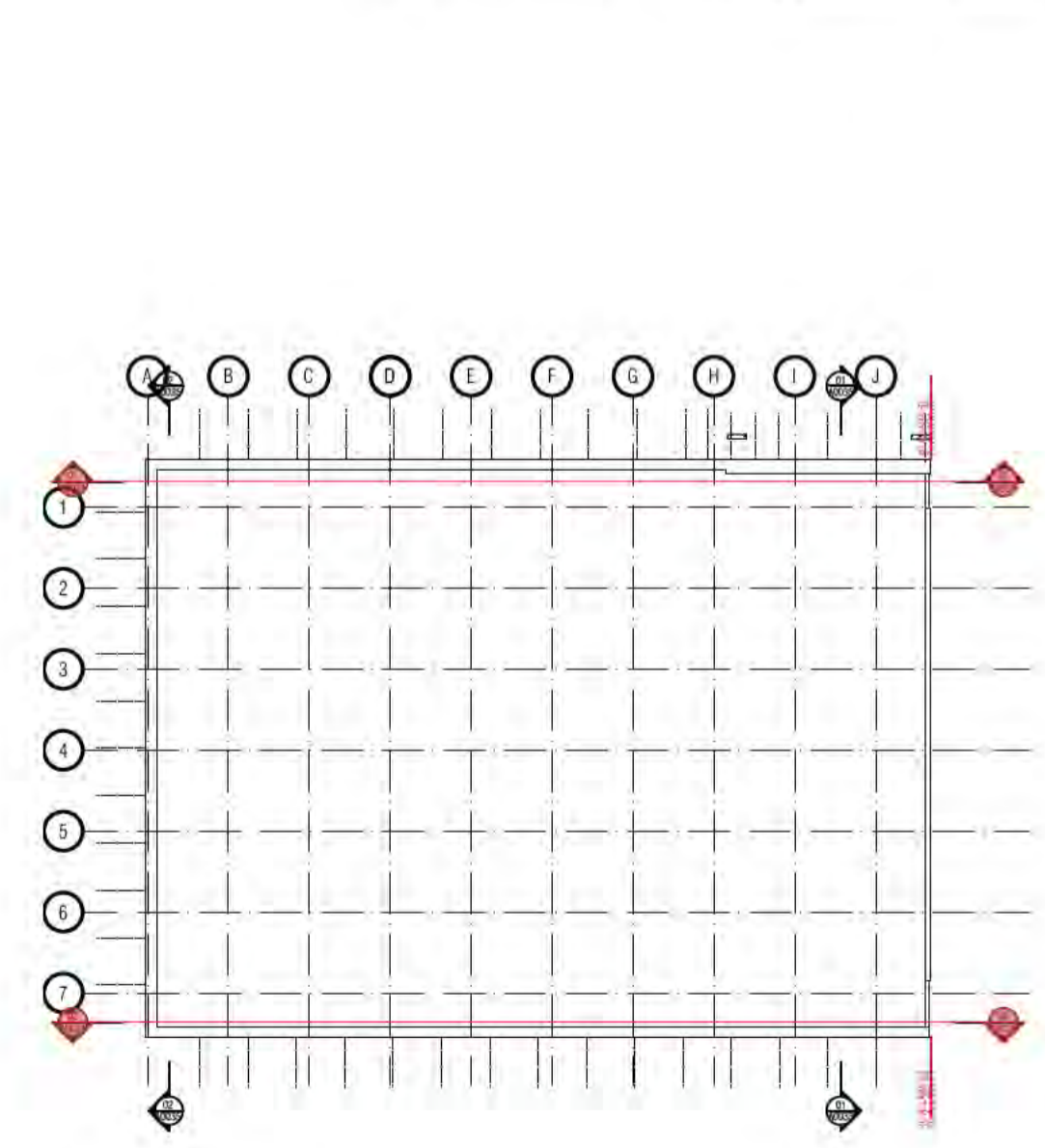
**SERVICES RISERS**

ST / PRESS	MECH PENETRATION / ZONE	HYDR. PENETRATION / ZONE	ELECT. PENETRATION / ZONE	FIRE PENETRATION / ZONE	ROOF SUMP / STORMWATER SUMP	REFUSE CHUTE/WASTE
STAIR PRESSURE	SECURITY/FIRE	STACK RISERS	SOIL STACK	NAT. GAS	TRADE WASTE	STORMWATER

**NOTE:**  
 VENT RISERS AND MISCELLANEOUS SERVICE PIPEWORK NOT INDICATED. REFER SERVICES FOR FULL EXTENT OF RISERS.

HZ1	HYDR. RISER ZONE 235x650	HZ8	HYDR. RISER ZONE 200x700
HZ2	HYDR. RISER ZONE 350x700	HZ9	HYDR. RISER ZONE 250x550
HZ3	HYDR. RISER ZONE 250x650	HZ10	HYDR. RISER ZONE 200x650
HZ4	HYDR. RISER ZONE 700x650	HZ11	HYDR. RISER ZONE 300x300
HZ5	HYDR. RISER ZONE 180x520	HZ12	HYDR. RISER ZONE
HZ6	HYDR. RISER ZONE 620x250	HZ13	HYDR. RISER ZONE
HZ7	HYDR. RISER ZONE 620x200	HZ14	HYDR. RISER ZONE

**BCA Certifiers**  
 Date Issued: 14 August 2023  
 Building Approval is amended under S.32 of the Building Act 2004. BCA Certifiers Australia Pty Ltd  
 Approval is subject to the original conditions of approval dated 01 June 2022



03 KEY PLAN

BIMcloud: FKSTYBIMCLOUD23 BIMcloud Basic for ARCHICAD 23/19125 40 Allara St Canberra/19125 General

**REVISION**

01	DRAFT TENDER ISSUE	AR	19.01.2021
02	GENERAL UPDATE	AR	05.02.2021
03	TENDER ISSUE	AR	05.03.2021
04	REVISED CAPPING BEAM LEVELS	AR	02.07.2021
05	FOR INFORMATION	AR	22.07.2021
A	GENERAL COORDINATION	AR	26.07.2021
B	ISSUED FOR CONSTRUCTION	AR	01.10.2021
	GENERAL COORDINATION	AR	08.10.2021

**REVISION**

C	FOR CONSTRUCTION CERTIFICATE FITOUT P2 TO L10	AR	04.05.2022
---	---	----	------------

**QUALITY ASSURANCE** (FK IS A CERTIFIED COMPANY TO ISO 9001:2015)

THIS PROJECT IS SUBJECT TO THE FK QUALITY ASSURANCE SYSTEM

■	SCHEMATIC DESIGN REVIEW FOR THIS PROJECT IS COMPLETE.	DATE OF REVIEW: 01.10.2020
■	DESIGN DEVELOPMENT REVIEW FOR THIS PROJECT IS COMPLETE.	DATE OF REVIEW: 01.10.2021
■	TENDER DOCUMENTATION REVIEW FOR THIS PROJECT IS COMPLETE.	DATE OF REVIEW: 11.11.2021
■	CONSTRUCTION DOCUMENTATION REVIEW FOR THIS PROJECT IS COMPLETE.	DATE OF REVIEW: 01.10.2021

IF THIS DRAWING IS STAMPED UNCONTROLLED COPY THEN IT IS TO BE CONSIDERED A DRAFT. SUBJECT TO REVISION WITHOUT NOTICE.

**NOTES**

THIS DRAWING IS COPYRIGHT AND SHALL REMAIN THE PROPERTY OF FENDER KATSALIDIS (AUST) PTY LTD. CHECK AND VERIFY ALL DIMENSIONS ON SITE PRIOR TO COMMENCING WORK. DRAWING TO BE READ IN CONJUNCTION WITH ALL OTHER CONTRACT DOCUMENTS. DO NOT SCALE DRAWINGS. USE FIGURED DIMENSIONS ONLY. SEEK CLARIFICATION OF INCONSISTENCIES / CONFLICTS.

<b>DRAWN</b>	<b>DATE</b>	<b>CHECKED</b>	<b>PLOT DATE</b>	<b>JOB NO.</b>	<b>SCALE</b>
AR	04.05.2022	PM	04.05.2022	19125	1:100@A1


**PROJECT**  
 MERITON SUITES CANBERRA  
 40 ALLARA ST  
 CANBERRA ACT 2061

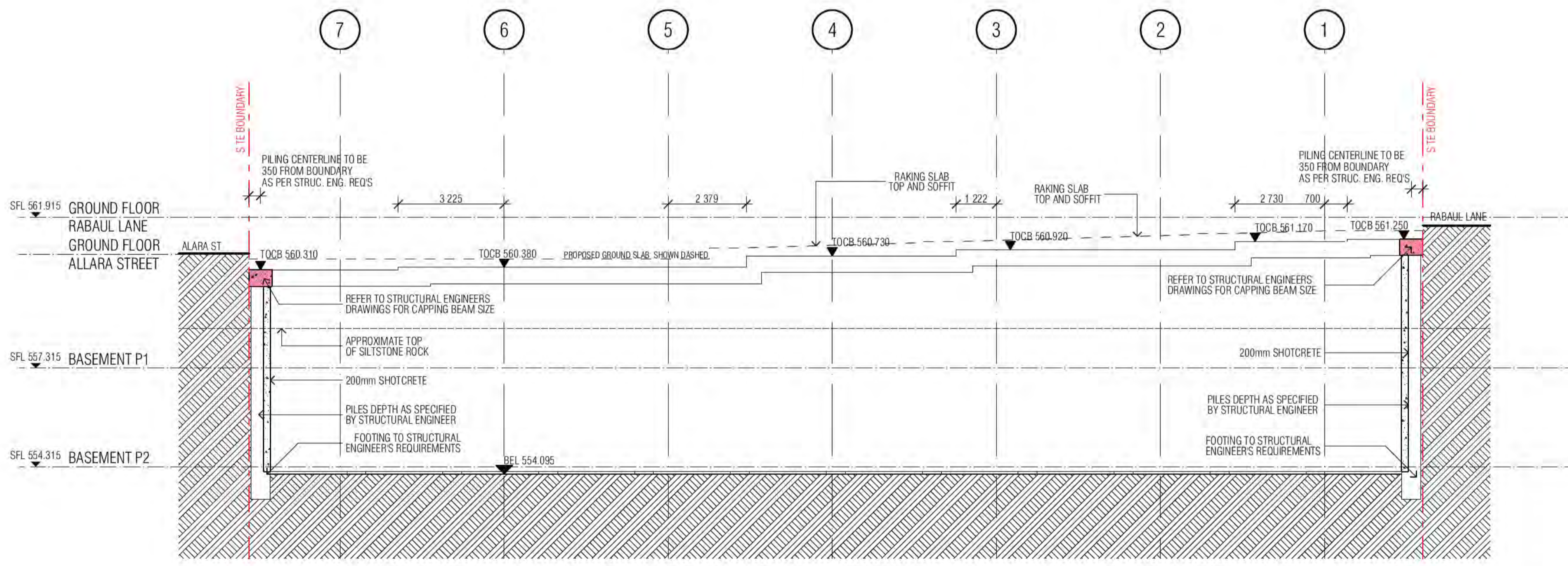
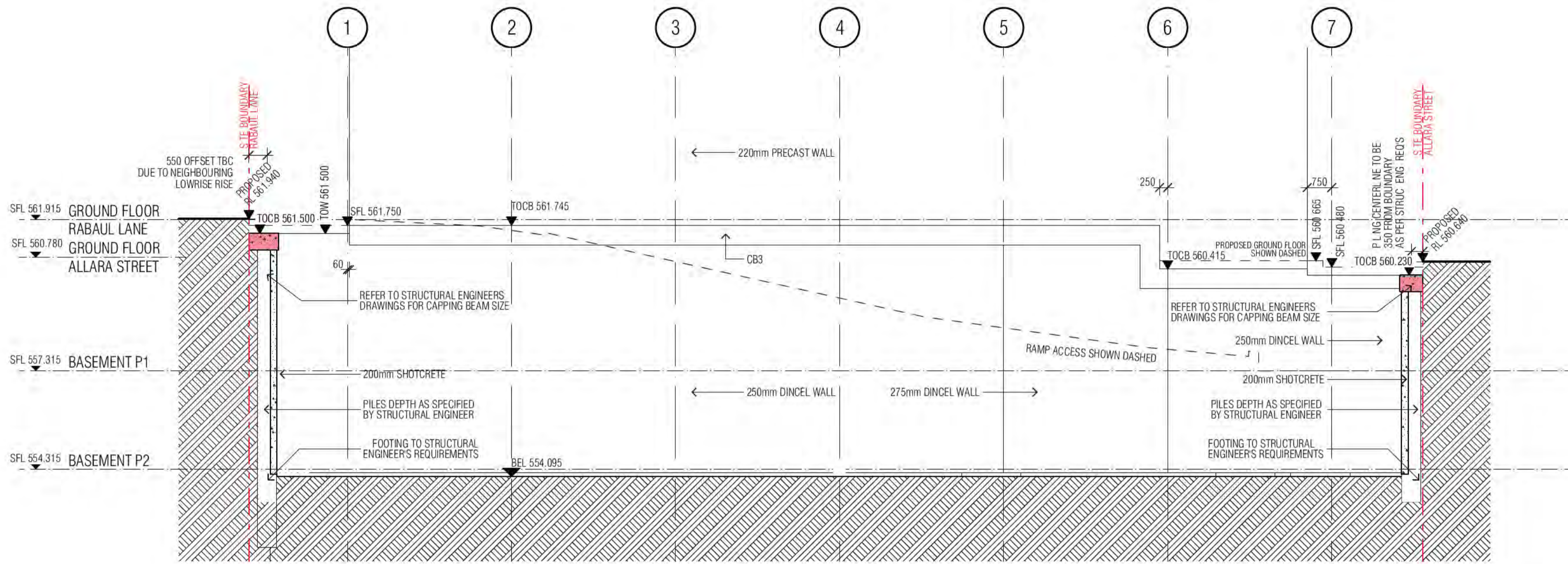
**DRAWING TITLE**  
 EARLY WORKS - PILE SETOUT - ELEVATION SHEET 01

**FENDER KATSALIDIS**  
 WWW.FKAUSTRALIA.COM  
 L21, 259 GEORGE STREET, SYDNEY  
 NEW SOUTH WALES 2000 AUSTRALIA  
 TELEPHONE: +61 2 8216 3500  
 FENDER KATSALIDIS (AUST) PTY LTD ACN 092 943 032

**ISSUE PURPOSE**  
 FOR CC FITOUT - P2 TO L10

**REV.** **DRAWING NO.**  
 C **A0034**





### CONCRETE PROFILE LEGEND

WALL HATCHES			
IN-SITU CONCRETE		DENOTES FORMWORK ZONE FOR OFF FORM CONCRETE SOFFIT BELOW	
PRECAST CONCRETE		SECONDARY CONCRETE SLAB	
CONCRETE BUND		MASS CONCRETE BUILD-UP	
LOW PRECAST		CAPPING BEAM	
SFL 561.915		SFL	STRUCTURAL FLOOR LEVEL
STEP IN TOP OF SLAB		FFL	FINISHED FLOOR LEVEL
DOUBLE STEP IN TOP OF SLAB		BEL	BULK EXCAVATION LEVEL
PLINTH/UPSTAND		DEL	DETAILED EXCAVATION LEVEL
EDGE PLINTH/UPSTAND/BUND		TOCB	TOP OF CAPPING BEAM
		PL	PAVING LEVEL
		SPL	STRUCTURAL PAVING LEVEL
		CJ	CONSTRUCTION JOINT
		PJ	PANEL JOINT
		IJ	ISOLATION JOINT
		SJ	SAWN JOINT
		TMJ	TEMPORARY MOVEMENT FACIA
		FPJ	FORMWORK PANEL JOINT (CLASS 2 CONC)

**NOTE:**

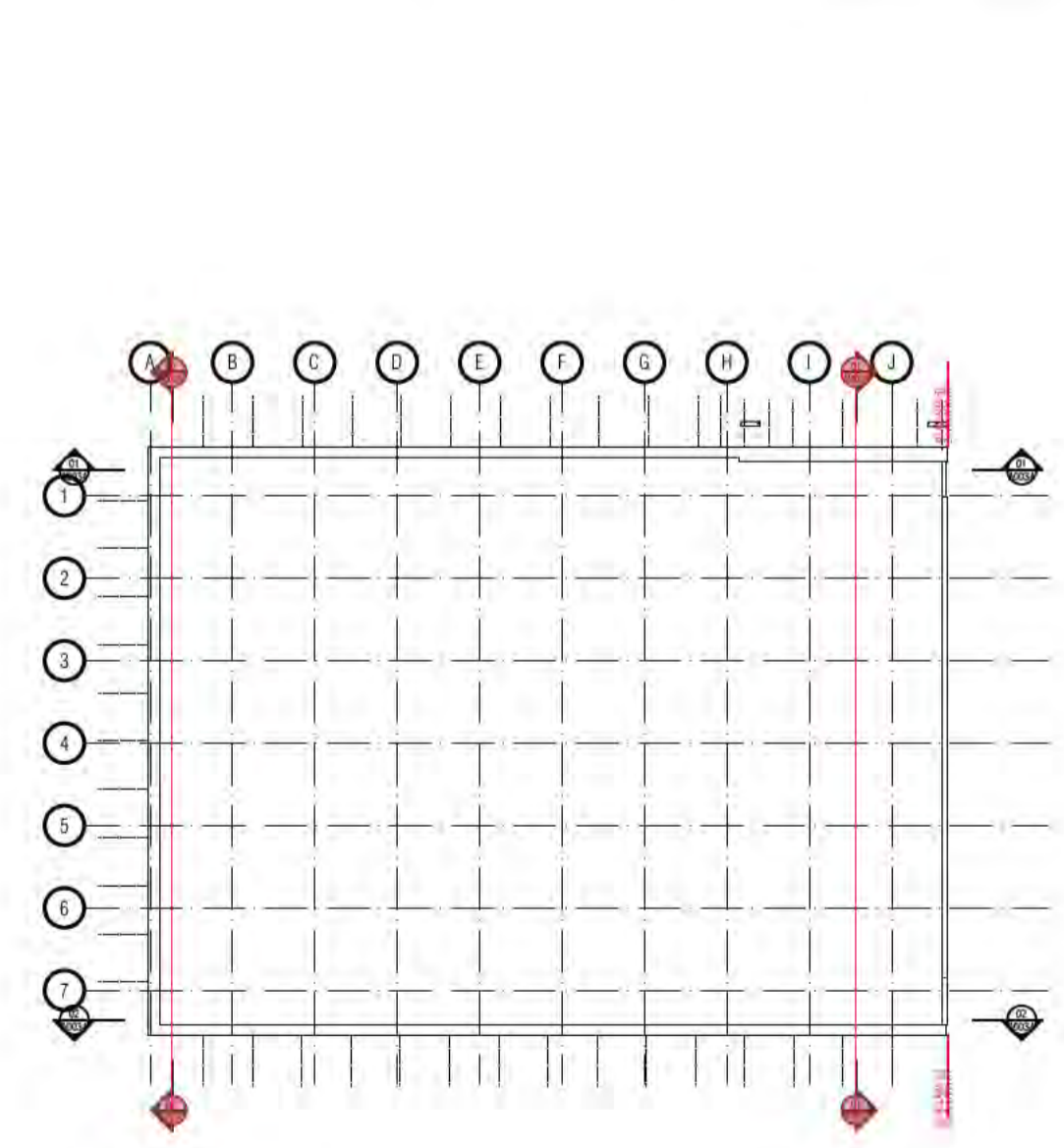
1. ALL COLUMNS TO BE LOCATED ON CENTRELINE OF GRID UNLESS OTHERWISE NOTED. INDICATIVE PROFILE OF SLAB ONLY REFER TO ENGINEERS DRAWINGS AND DETAILS FOR FULL EXTENT OF STRUCTURE.
2. TYPICAL BEAM OR COLUMN UNDER SHOWN AS DASHED LINE, UNLESS NOTED OTHERWISE.
3. BALCONIES POINTED TO FALLS.
4. BUND WIDTH TO BE 130MM UNLESS NOTED OTHERWISE.
5. ALL SERVICE PENETRATION BELOW 100MM DIAMETER HAVE NOT BEING DOCUMENTED, AS AGREED WITH MERITON SERVICES CONSULTANTS AND MERITON STRUCTURAL ENGINEERS.
6. VENT RISERS AND MISCELLANEOUS PIPEWORK NOT INDICATED. REFER SERVICES FOR FULL EXTENT OF RISERS. REFER SPECIFICATION FOR TYPES AND HYDRAULIC DWGS.

**SERVICES RISERS**

ST / PRESS	MECH PENETRATION / ZONE	HYDR. PENETRATION / ZONE	ELECT PENETRATION / ZONE	FIRE PENETRATION / ZONE	ROOF SUMP / STORMWATER SUMP	REFUSE CHUTE/WASTE
STAIR PRESSURE	SECURITY / FIRE	SECURITY / FIRE	SECURITY / FIRE	SECURITY / FIRE	SECURITY / FIRE	SECURITY / FIRE

MP	MECH PENETRATION / ZONE	HP	HYDR. PENETRATION / ZONE	EP	ELECT PENETRATION / ZONE	FP	FIRE PENETRATION / ZONE	SUMP	ROOF SUMP / STORMWATER SUMP	RC	REFUSE CHUTE/WASTE
ST	SECURITY / FIRE	S/F	SECURITY / FIRE	O	SECURITY / FIRE	SS	SECURITY / FIRE	NG	SECURITY / FIRE	TW	SECURITY / FIRE
SW	SECURITY / FIRE	SS	SECURITY / FIRE	NG	SECURITY / FIRE	TW	SECURITY / FIRE	SW	SECURITY / FIRE		

HZ1	HYDR. RISER ZONE 235x850	HZ8	HYDR. RISER ZONE 200x700
HZ2	HYDR. RISER ZONE 350x700	HZ9	HYDR. RISER ZONE 250x550
HZ3	HYDR. RISER ZONE 250x650	HZ10	HYDR. RISER ZONE 200x650
HZ4	HYDR. RISER ZONE 700x850	HZ11	HYDR. RISER ZONE 300x300
HZ5	HYDR. RISER ZONE 180x520	HZ12	HYDR. RISER ZONE
HZ6	HYDR. RISER ZONE 620x250	HZ13	HYDR. RISER ZONE
HZ7	HYDR. RISER ZONE 620x200	HZ14	HYDR. RISER ZONE



REVISION	REVISION
01 DRAFT TENDER ISSUE	AR 19.01.2021
02 GENERAL UPDATE	AR 05.02.2021
03 REVISED CAPPING BEAM LEVELS	AR 02.07.2021
04 FOR INFORMATION	AR 22.07.2021
05 GENERAL COORDINATION	AR 26.07.2021
A ISSUED FOR CONSTRUCTION	AR 01.10.2021
B GENERAL COORDINATION	AR 08.10.2021
C FOR CONSTRUCTION CERTIFICATE FITOUT P2 TO L10	AR 04.05.2022


REVISION	REVISION
01 DRAFT TENDER ISSUE	AR 19.01.2021
02 GENERAL UPDATE	AR 05.02.2021
03 REVISED CAPPING BEAM LEVELS	AR 02.07.2021
04 FOR INFORMATION	AR 22.07.2021
05 GENERAL COORDINATION	AR 26.07.2021
A ISSUED FOR CONSTRUCTION	AR 01.10.2021
B GENERAL COORDINATION	AR 08.10.2021
C FOR CONSTRUCTION CERTIFICATE FITOUT P2 TO L10	AR 04.05.2022

REVISION	REVISION
01 DRAFT TENDER ISSUE	AR 19.01.2021
02 GENERAL UPDATE	AR 05.02.2021
03 REVISED CAPPING BEAM LEVELS	AR 02.07.2021
04 FOR INFORMATION	AR 22.07.2021
05 GENERAL COORDINATION	AR 26.07.2021
A ISSUED FOR CONSTRUCTION	AR 01.10.2021
B GENERAL COORDINATION	AR 08.10.2021
C FOR CONSTRUCTION CERTIFICATE FITOUT P2 TO L10	AR 04.05.2022

REVISION	REVISION
01 DRAFT TENDER ISSUE	AR 19.01.2021
02 GENERAL UPDATE	AR 05.02.2021
03 REVISED CAPPING BEAM LEVELS	AR 02.07.2021
04 FOR INFORMATION	AR 22.07.2021
05 GENERAL COORDINATION	AR 26.07.2021
A ISSUED FOR CONSTRUCTION	AR 01.10.2021
B GENERAL COORDINATION	AR 08.10.2021
C FOR CONSTRUCTION CERTIFICATE FITOUT P2 TO L10	AR 04.05.2022

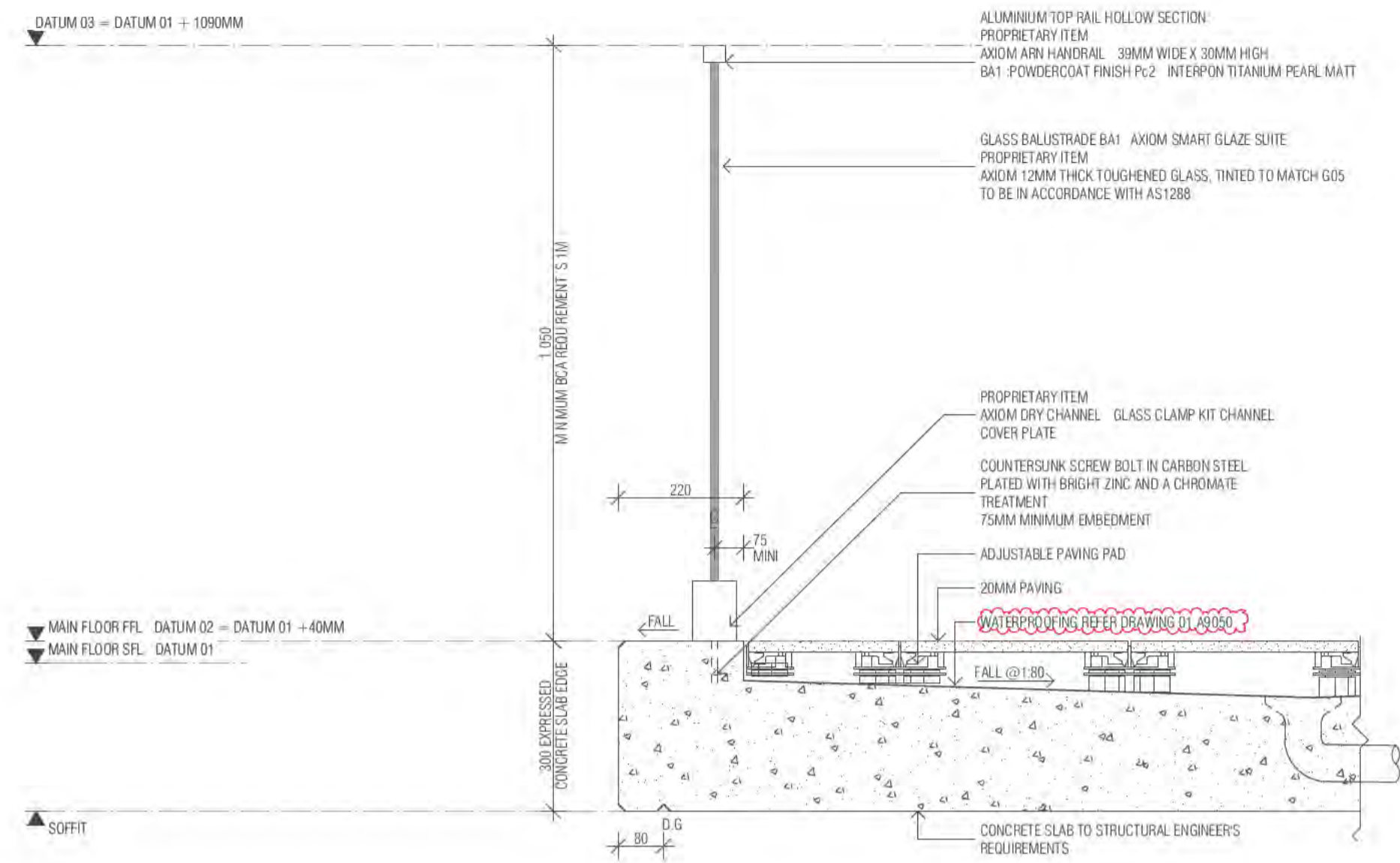
REVISION	REVISION
01 DRAFT TENDER ISSUE	AR 19.01.2021
02 GENERAL UPDATE	AR 05.02.2021
03 REVISED CAPPING BEAM LEVELS	AR 02.07.2021
04 FOR INFORMATION	AR 22.07.2021
05 GENERAL COORDINATION	AR 26.07.2021
A ISSUED FOR CONSTRUCTION	AR 01.10.2021
B GENERAL COORDINATION	AR 08.10.2021
C FOR CONSTRUCTION CERTIFICATE FITOUT P2 TO L10	AR 04.05.2022

REVISION	REVISION
01 DRAFT TENDER ISSUE	AR 19.01.2021
02 GENERAL UPDATE	AR 05.02.2021
03 REVISED CAPPING BEAM LEVELS	AR 02.07.2021
04 FOR INFORMATION	AR 22.07.2021
05 GENERAL COORDINATION	AR 26.07.2021
A ISSUED FOR CONSTRUCTION	AR 01.10.2021
B GENERAL COORDINATION	AR 08.10.2021
C FOR CONSTRUCTION CERTIFICATE FITOUT P2 TO L10	AR 04.05.2022

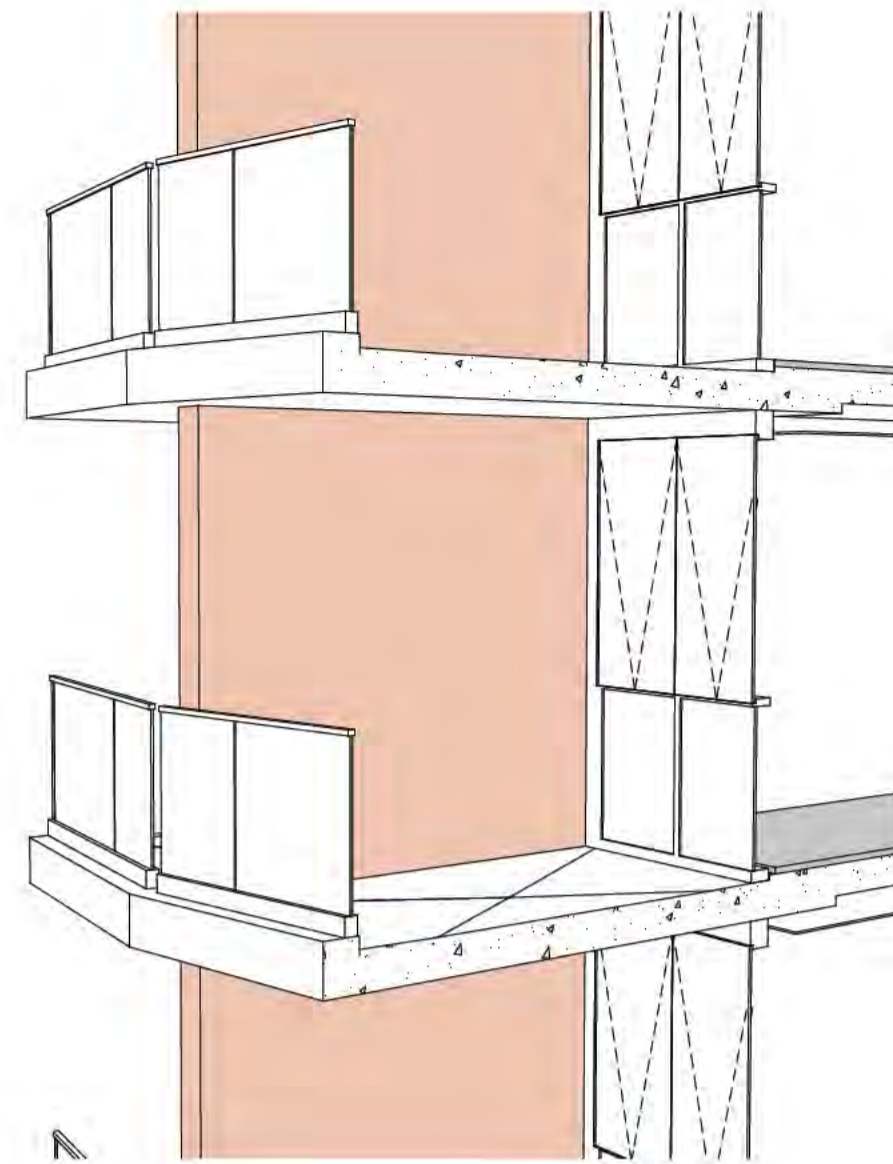


**FENDER KATSALIDIS**  
 WWW.FKAUSTRALIA.COM  
 L21, 259 GEORGE STREET, SYDNEY  
 NEW SOUTH WALES 2000 AUSTRALIA  
 TELEPHONE: +61 2 8216 3500  
 FENDER KATSALIDIS (AUST) PTY LTD ACN 092 943 032

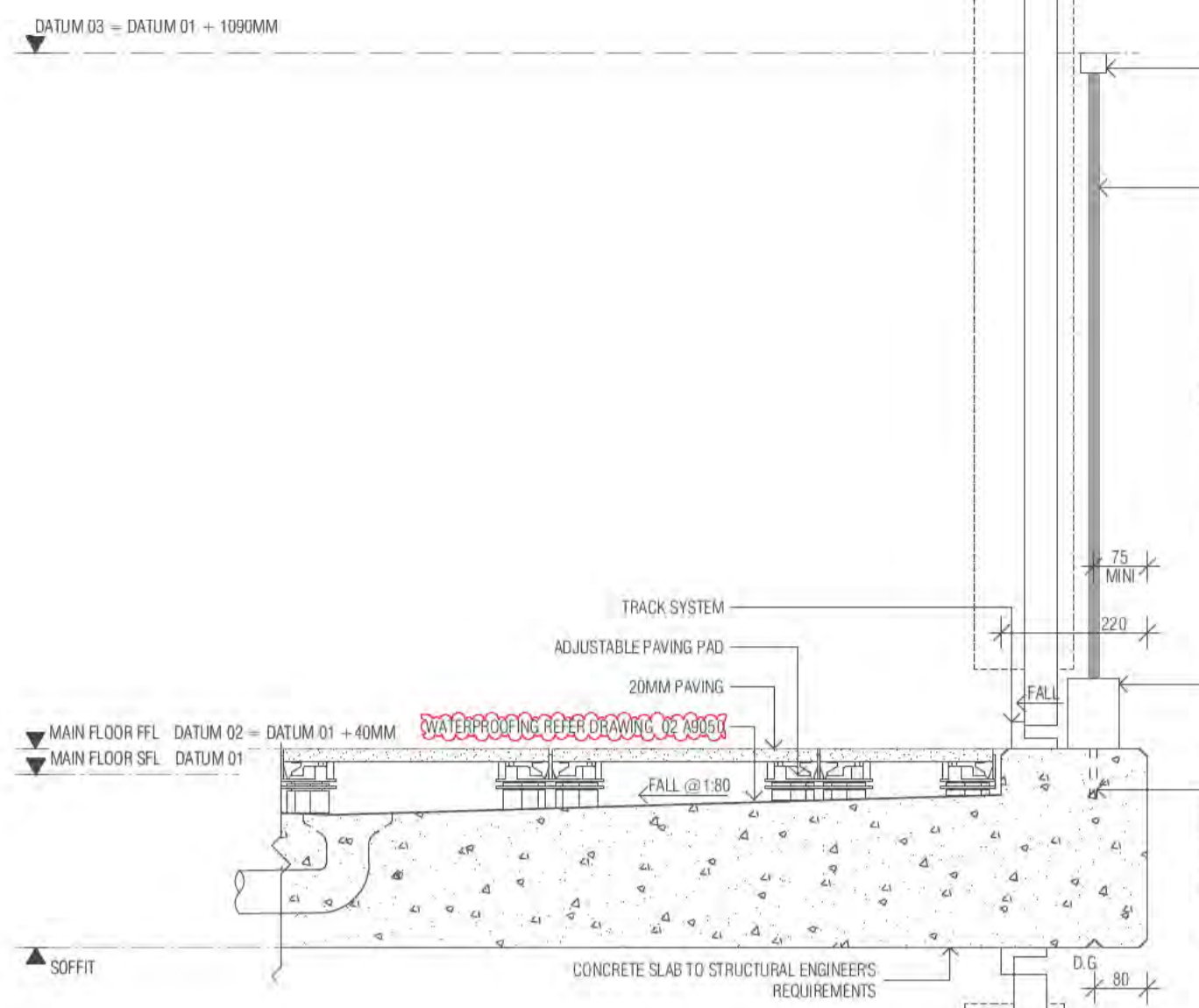
ISSUE PURPOSE	REV.	DRAWING NO.
FOR CC FITOUT - P2 TO L10	C	A0035



01 BA1 BALUSTRADE - ALLARA St TYP. SECTION  
SCALE 1:10@A1



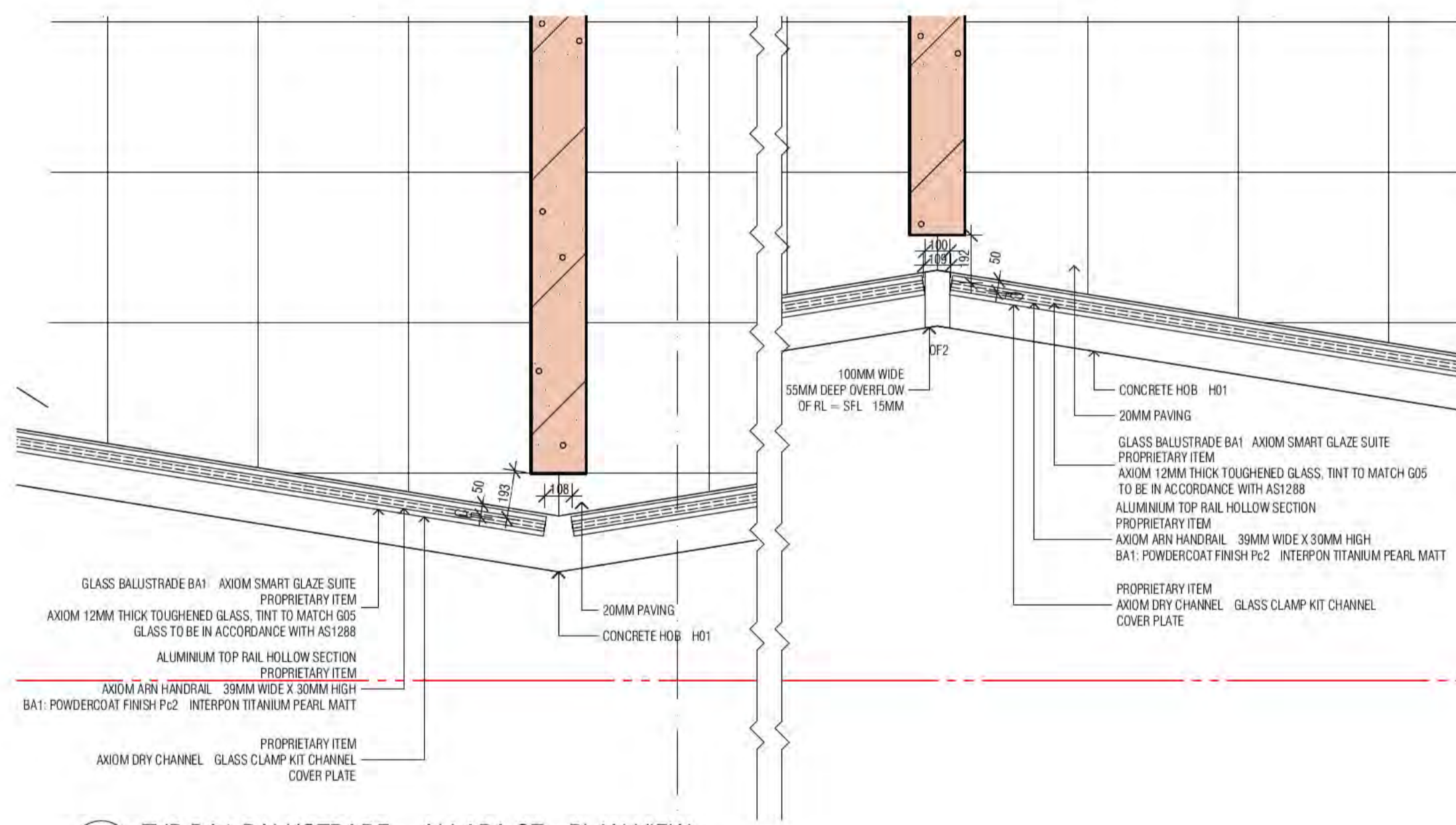
02 PERSPECTIVE - BA1 ALLARA ST



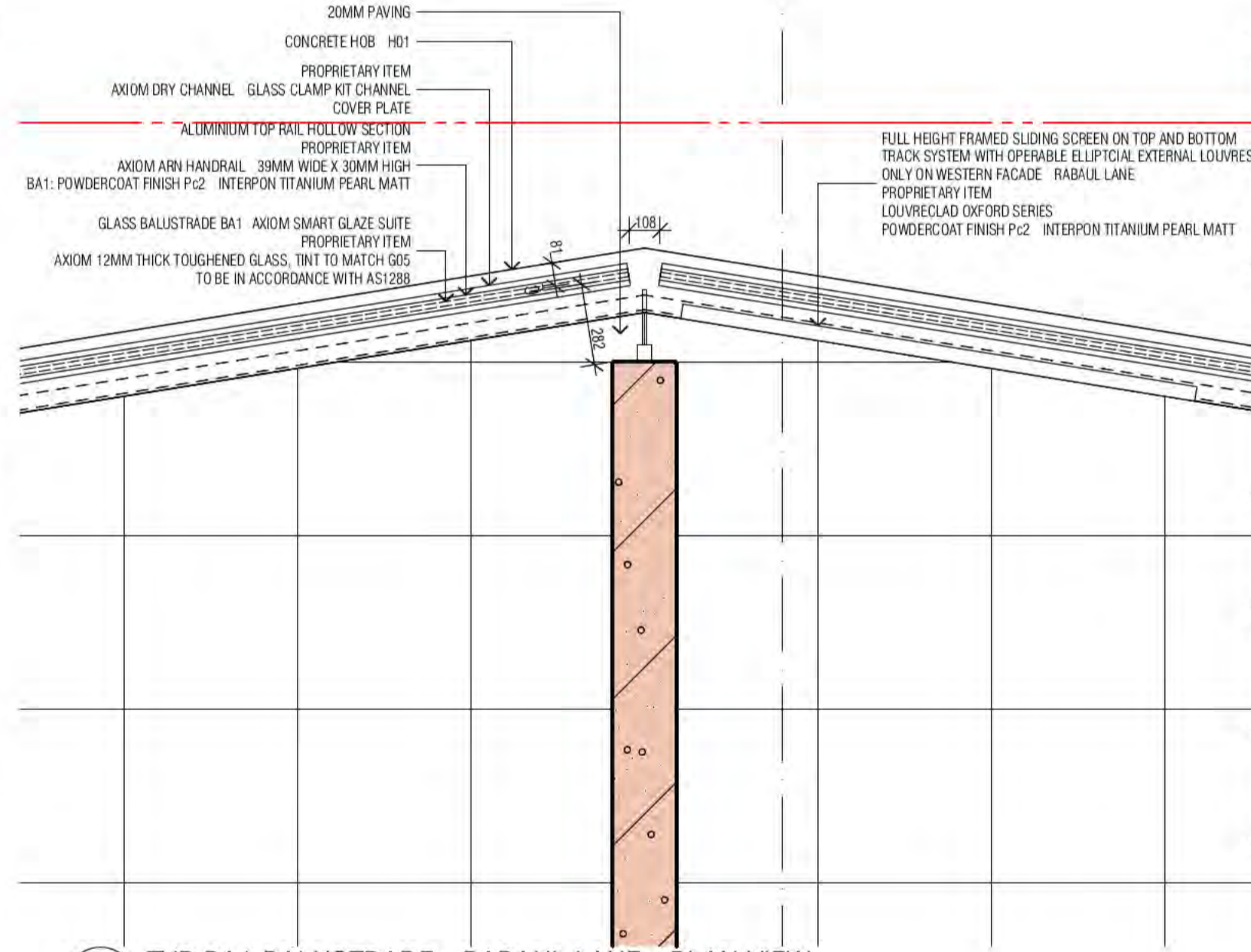
03 BA1 BALUSTRADE - RABAUL Ln TYP. SECTION  
SCALE 1:10@A1



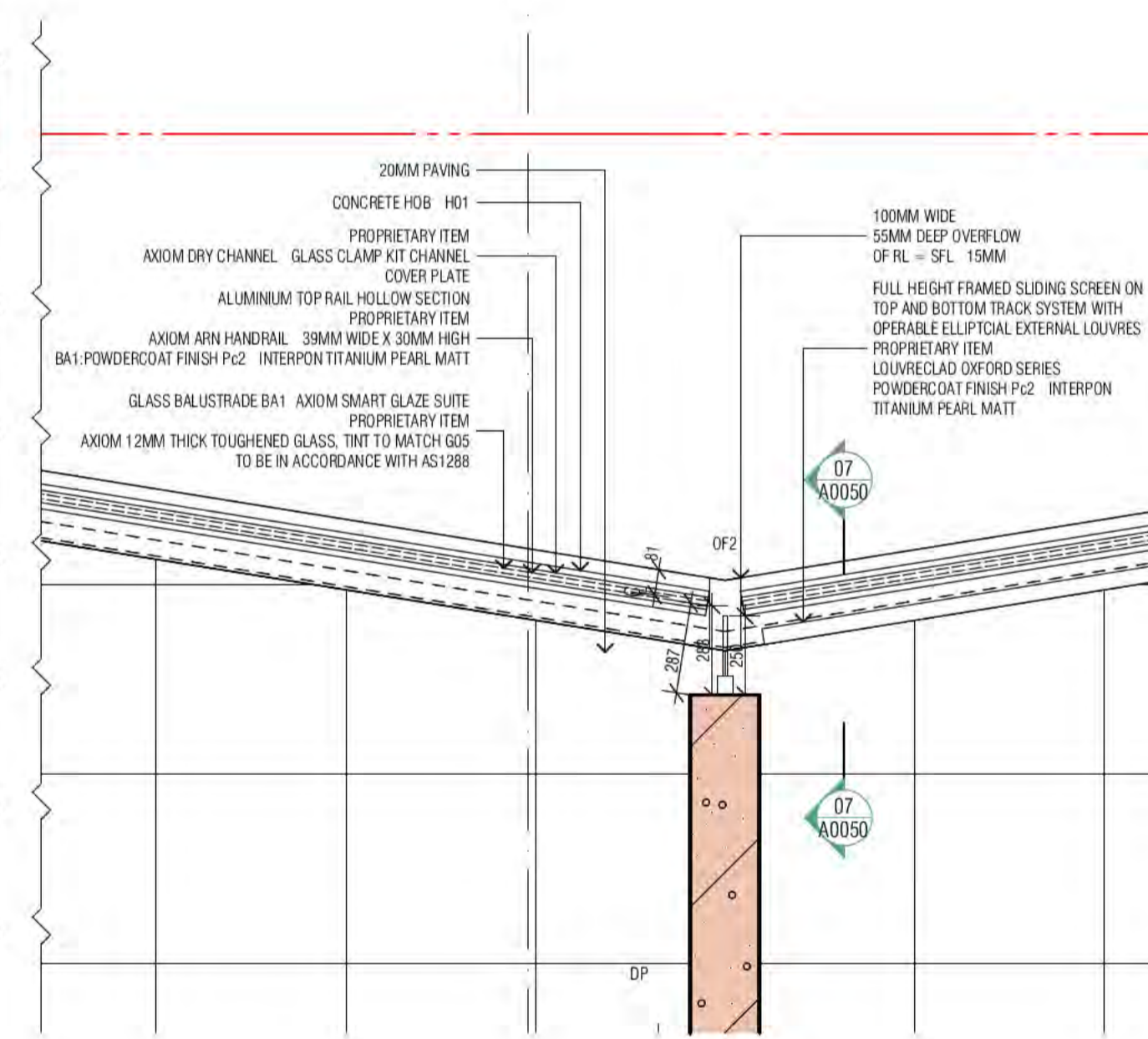
04 PERSPECTIVE - BA1 RABAUL LN



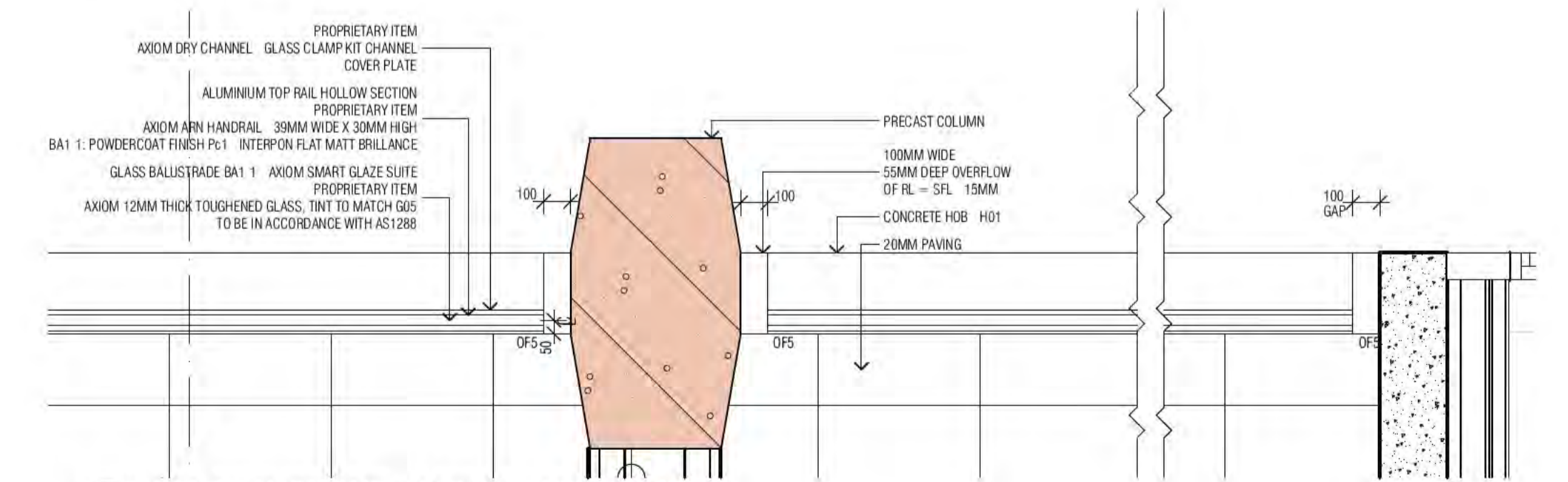
05 TYP BA1 BALUSTRADE - ALLARA ST - PLAN VIEW  
SCALE 1:20@A1



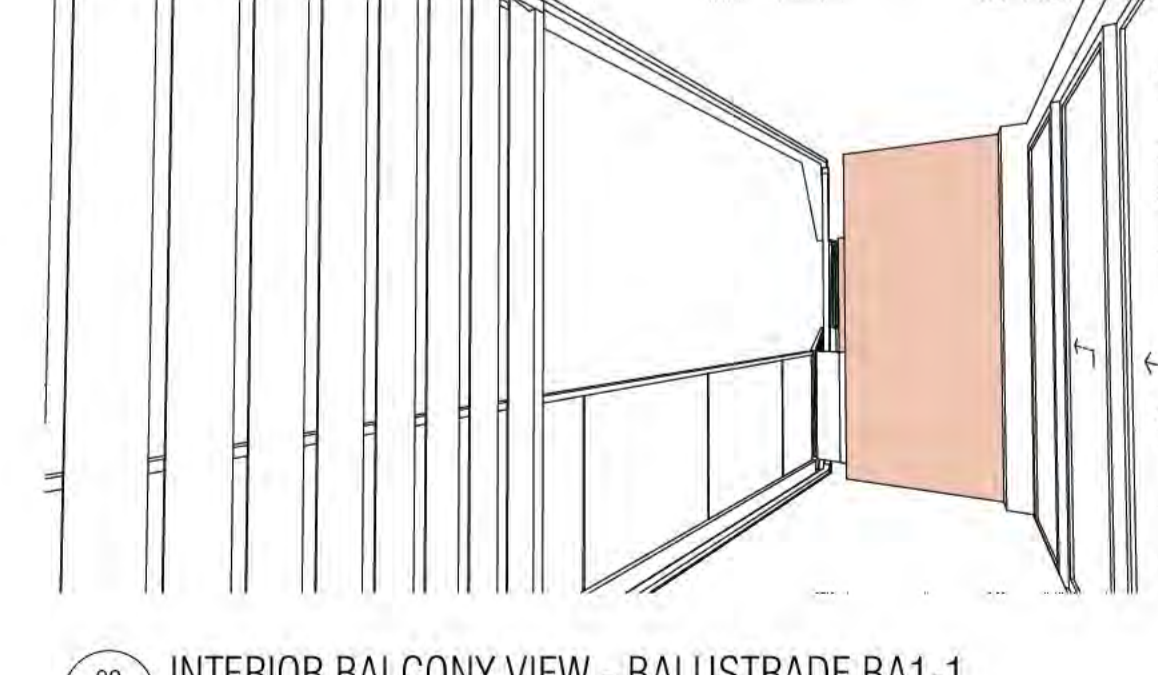
06 TYP BA1 BALUSTRADE - RABAUL LANE - PLAN VIEW  
SCALE 1:20@A1



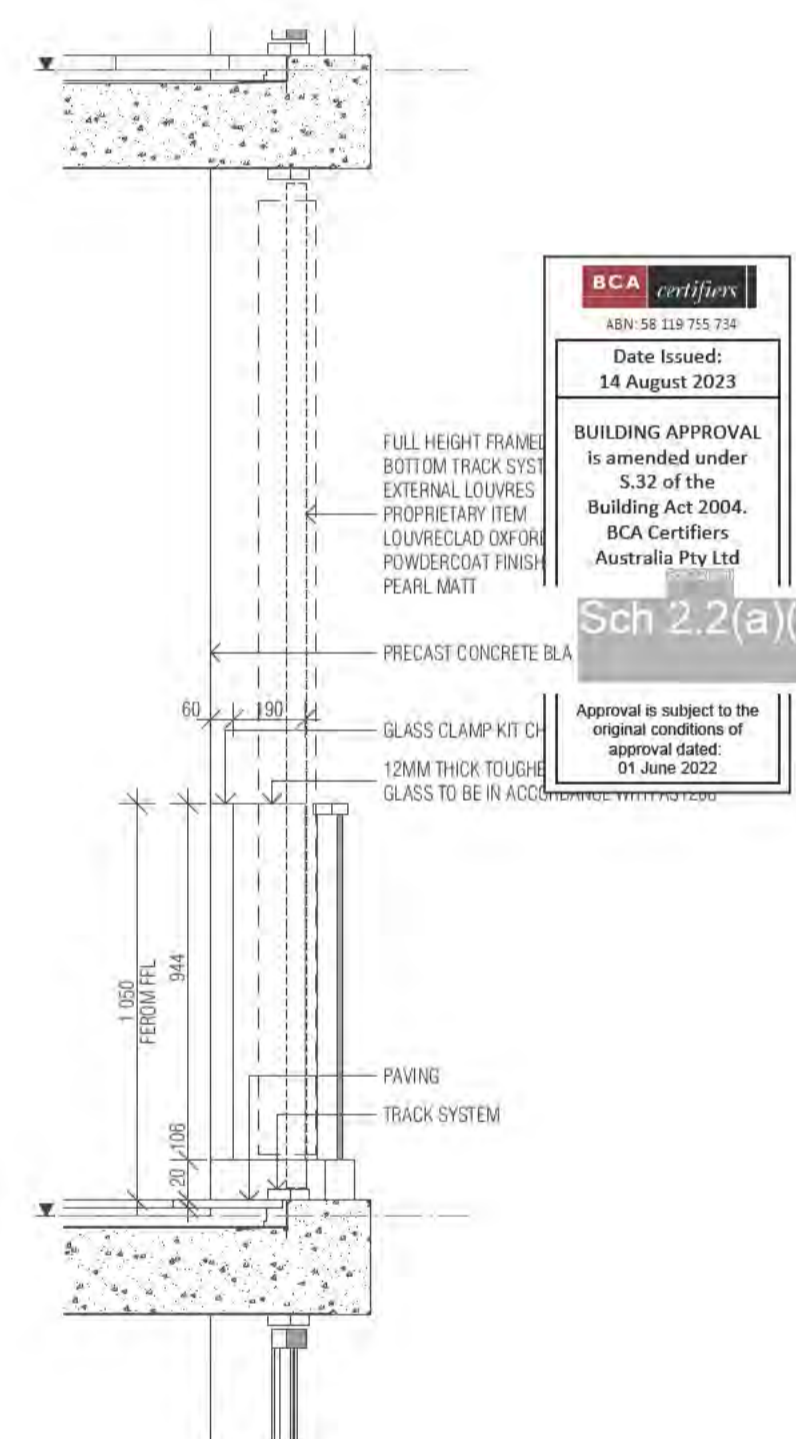
07 01 BALCONY SEPARATION  
SCALE 1:20@A1



08 BA1-1 BALUSTRADE - LEVEL 1 - PLAN VIEW  
SCALE 1:20@A1



09 INTERIOR BALCONY VIEW - BALUSTRADE BA1-1



**BCA certifiers**  
Date Issued:  
14 August 2023  
BUILDING APPROVAL  
is amended under  
S.32 of the  
Building Act 2004.  
BCA Certifiers  
Australia Pty Ltd  
Sch 2.2(a)(ii)  
Approval is subject to the  
original conditions of  
approval dated  
01 June 2022

REVISION	REVISION
A	ISSUE FOR CONSTRUCTION
B	REVISED HOB'S H05 & H13
C	FOR CONSTRUCTION CERTIFICATE FROUD P2 TO L10
D	COORDINATION WITH MERTON LANDSCAPE ARCH
E	WATERPROOFING NOTES MOVED TO A900 SERIES DRAWINGS

REVISION	DATE
PM	25.01.2022
AR	08.02.2022
AR	04.05.2022
AR	16.05.2022
AR	06.07.2022

**QUALITY ASSURANCE** (FK IS A CERTIFIED COMPANY TO ISO 9001:2015)

THIS PROJECT IS SUBJECT TO THE FK QUALITY ASSURANCE SYSTEM

- SCHEMATIC DESIGN REVIEW FOR THIS PROJECT IS COMPLETE.
- DESIGN DEVELOPMENT REVIEW FOR THIS PROJECT IS COMPLETE.
- TENDER DOCUMENTATION REVIEW FOR THIS PROJECT IS COMPLETE.
- CONSTRUCTION DOCUMENTATION REVIEW FOR THIS DRAWING IS COMPLETE.

DATE OF REVIEW: 01.10.2020  
DATE OF REVIEW: 01.10.2021  
DATE OF REVIEW: 11.11.2021  
DATE OF REVIEW: 21.01.22

IF THIS DRAWING IS STAMPED UNCONTROLLED COPY THEN IT IS TO BE CONSIDERED A DRAFT. SUBJECT TO REVISION WITHOUT NOTICE

**NOTES**

THIS DRAWING IS COPYRIGHT AND SHALL REMAIN THE PROPERTY OF FENDER KATSALIDIS (AUST) PTY LTD. CHECK AND VERIFY ALL DIMENSIONS ON SITE PRIOR TO COMMENCING WORK. DRAWING TO BE READ IN CONJUNCTION WITH ALL OTHER CONTRACT DOCUMENTS. DO NOT SCALE DRAWINGS. USE FIGURED DIMENSIONS ONLY. SEEK CLARIFICATION OF INCONSISTENCIES / CONFLICTS.

DRAWN	DATE	CHECKED	PLOT DATE	JOB NO.	SCALE
AR	06.07.2022	PM	06.07.2022	19125	1:20@A1

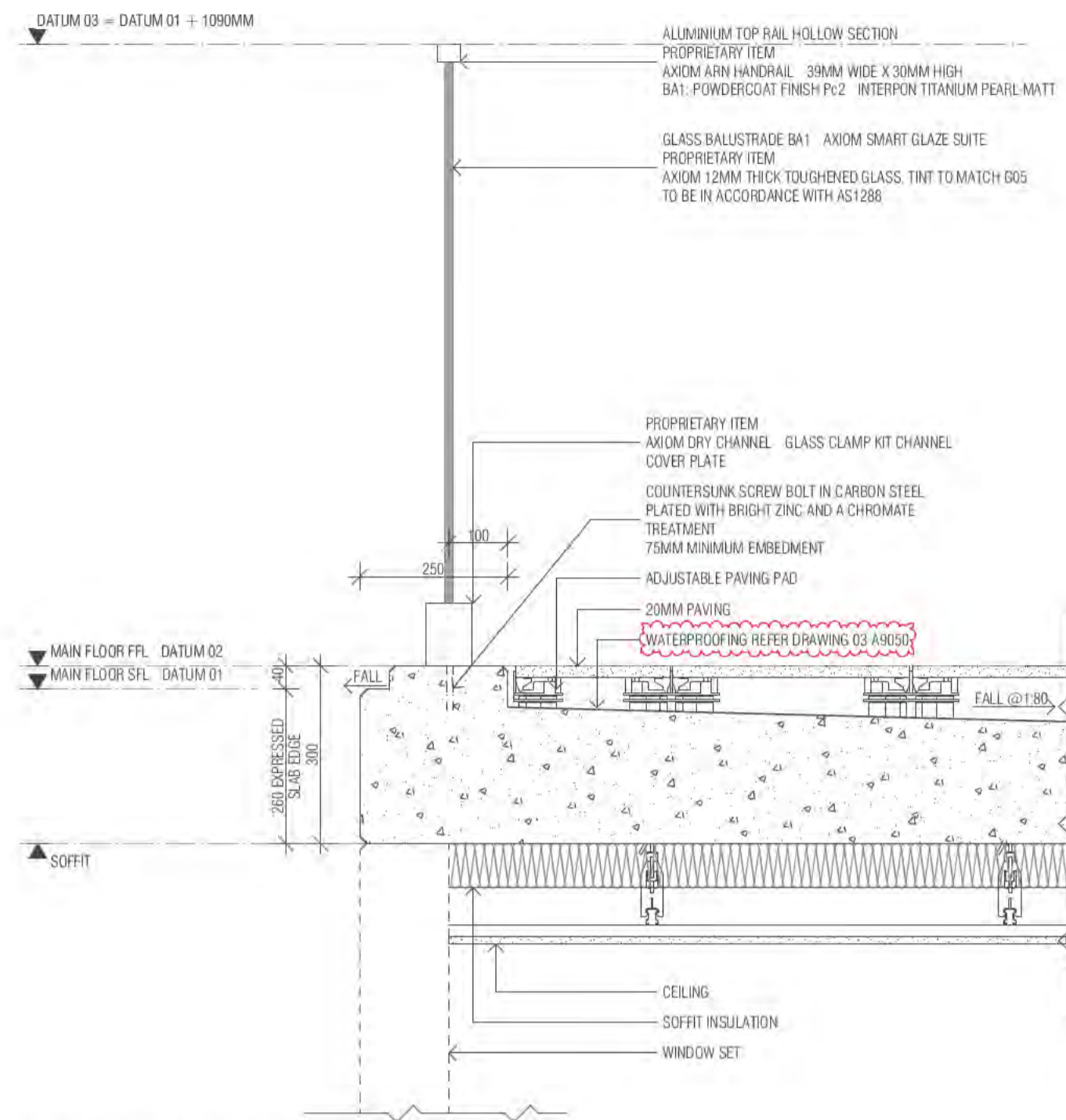
**PROJECT**

MERITON SUITES CANBERRA  
40 ALLARA ST  
CANBERRA ACT 2061

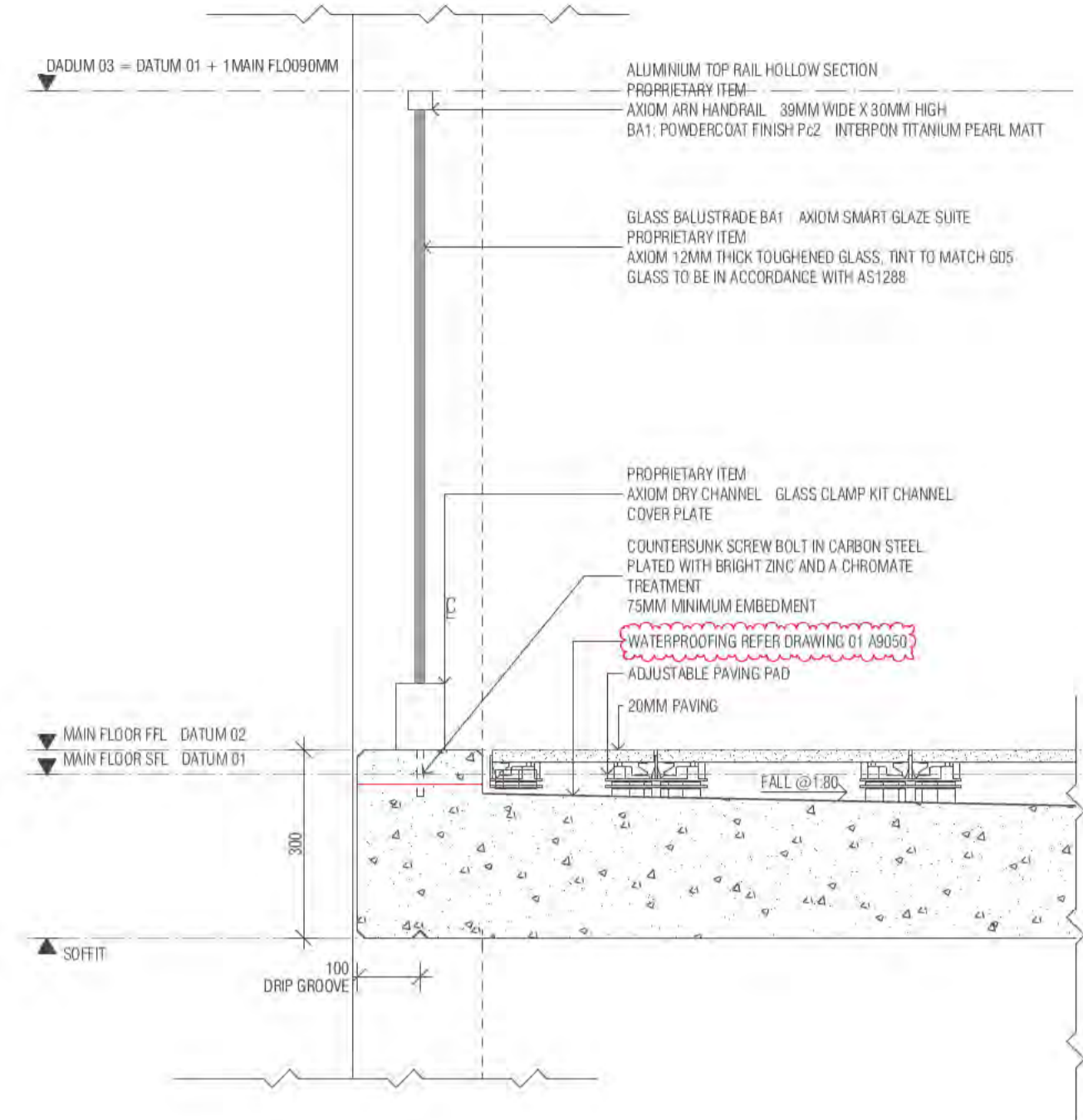
**FENDER KATSALIDIS**  
WWW.FKAUSTRALIA.COM  
L21, 259 GEORGE STREET, SYDNEY  
NEW SOUTH WALES 2000 AUSTRALIA  
TELEPHONE: +61 2 8216 3500  
FENDER KATSALIDIS (AUST) PTY LTD ACN 092 943 032

**ISSUE PURPOSE**  
FOR CONSTRUCTION

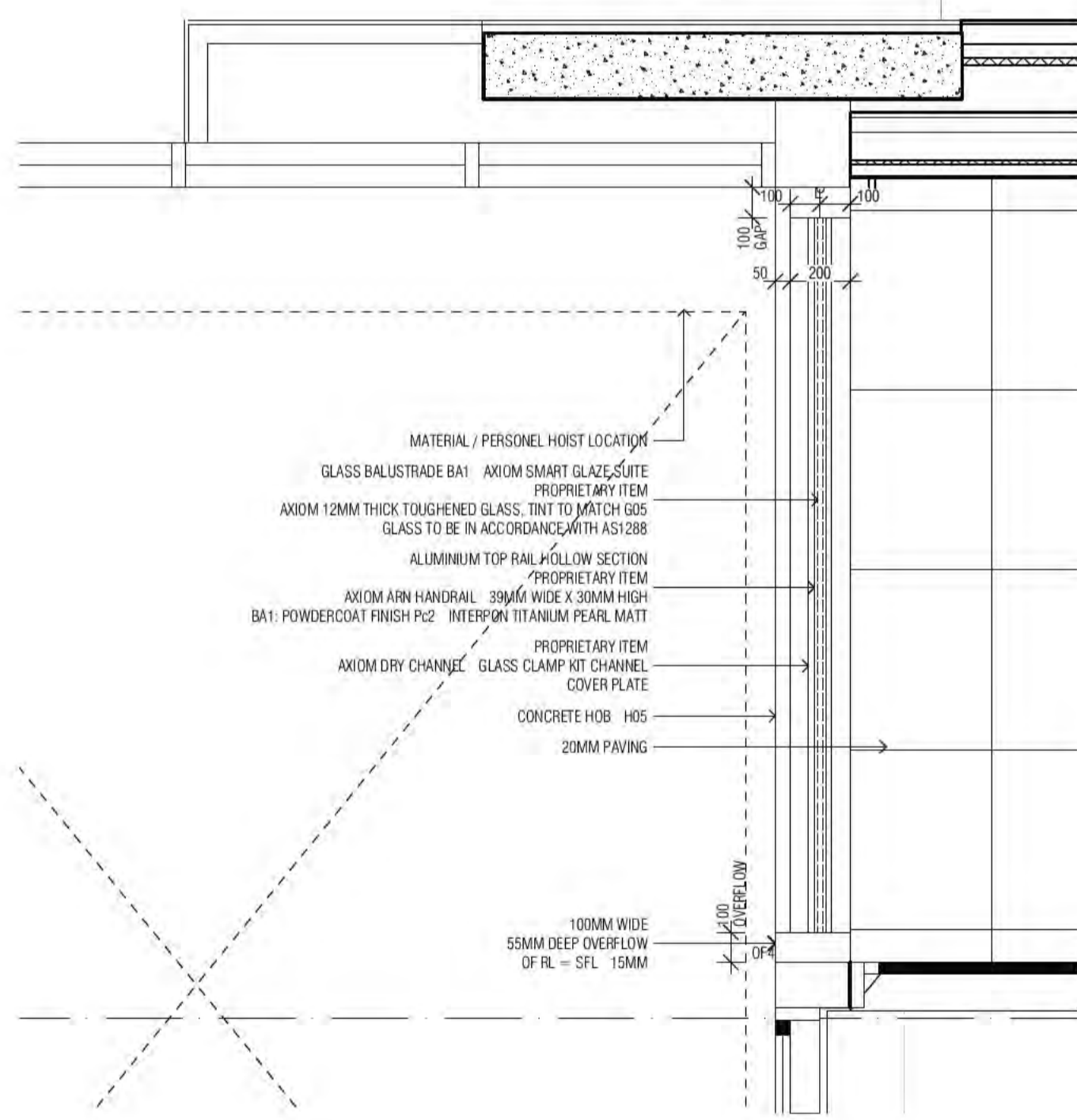
**REV.** E  
**DRAWING NO.** A0050



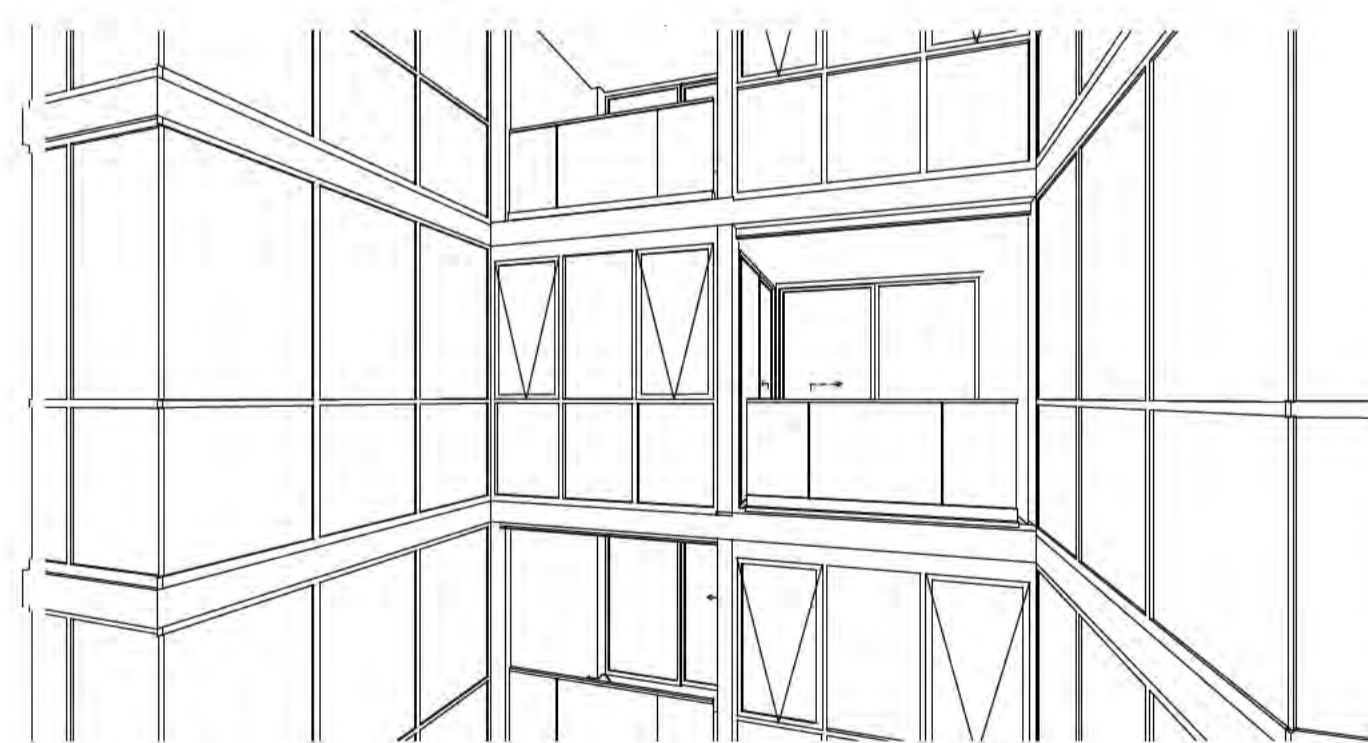
01 BA1 - NANGARI STREET BALCONIES  
SCALE 1:10@A1



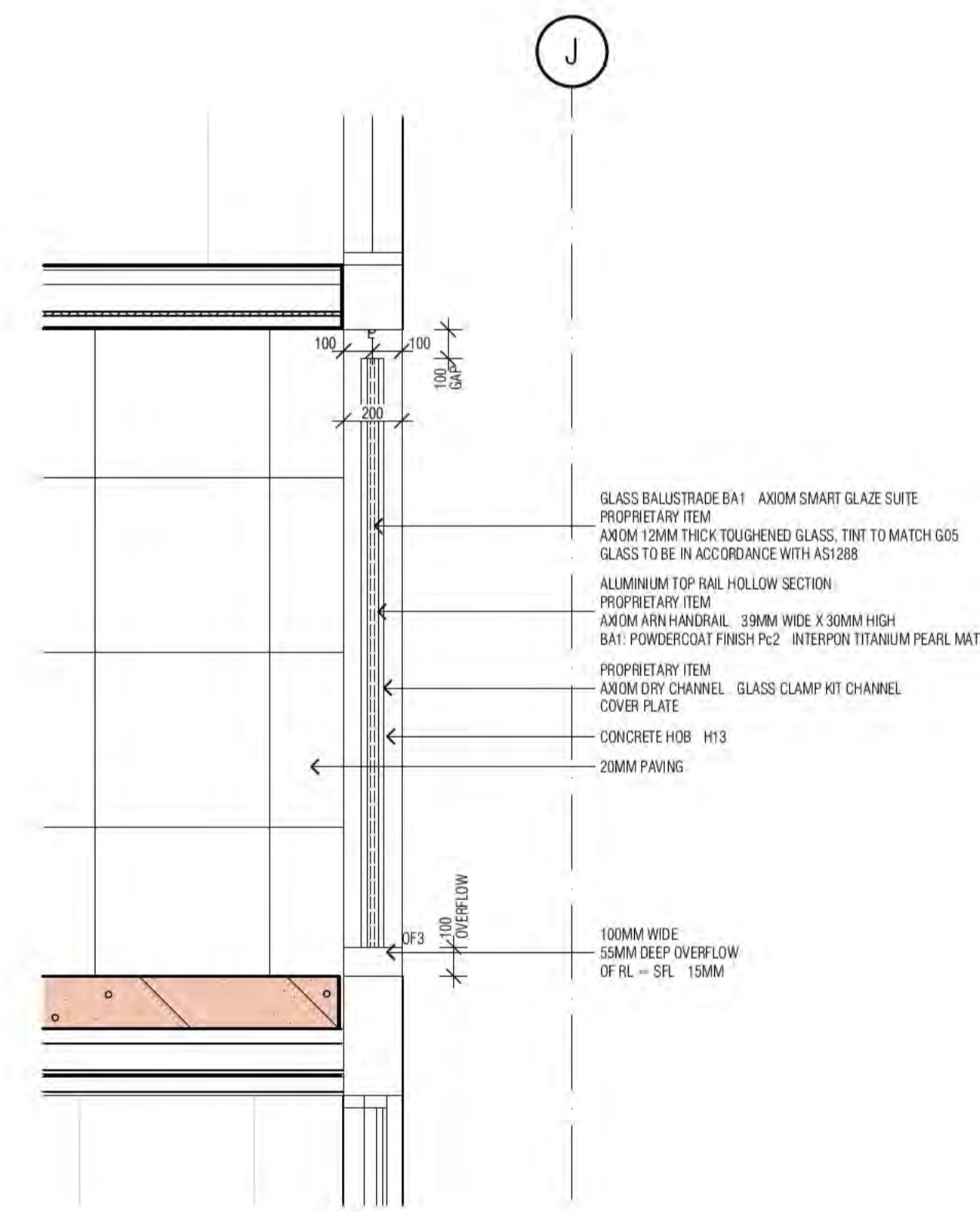
02 BA1 - LIGHTWELL BALCONIES  
SCALE 1:10@A1



03 TYP BALUSTRADE - NANGARI St - PLAN VIEW  
SCALE 1:20@A1



04 NANGARI STREET - NICHE BALCONIES



05 TYP BALUSTRADE - LIGHTWELL - PLAN VIEW  
SCALE 1:20@A1



06 A0050 BA1 LIGHT WELL Perspective

BCA certifiers  
Date Issued:  
14 August 2023  
BUILDING APPROVAL  
is amended under  
S.32 of the  
Building Act 2004.  
BCA Certifiers  
Australia Pty Ltd  
Approval is subject to the  
original conditions of  
approval dated  
01 June 2022

Sch 2.2(a)(ii)

BIMcloud: FRBIMCLOUD BIMcloud19125 40 Allara St Canberra\00 MODEL\00 CD\BIM MODEL\19125 General

REVISION	REVISION
A	ISSUE FOR CONSTRUCTION
B	REVISED H05 & H13
C	FOR CONSTRUCTION CERTIFICATE FRIOUT P2 TO L10
D	COORDINATION WITH MERTON LANDSCAPE ARCH
E	WATERPROOFING NOTES MOVED TO A900 SERIES DRAWINGS

QUALITY ASSURANCE	DATE OF REVIEW
SCHEMATIC DESIGN REVIEW FOR THIS PROJECT IS COMPLETE.	01.10.2021
DESIGN DEVELOPMENT REVIEW FOR THIS PROJECT IS COMPLETE.	11.10.2021
TENDER DOCUMENTATION REVIEW FOR THIS PROJECT IS COMPLETE.	21.01.22

NOTES  
THIS DRAWING IS COPYRIGHT AND SHALL REMAIN THE PROPERTY OF FENDER KATSALIDIS (AUST) PTY LTD  
CHECK AND VERIFY ALL DIMENSIONS ON SITE PRIOR TO COMMENCING WORK. DRAWING TO BE READ  
IN CONJUNCTION WITH ALL OTHER CONTRACT DOCUMENTS. DO NOT SCALE DRAWINGS. USE FIGURED  
DIMENSIONS ONLY. SEEK CLARIFICATION OF INCONSISTENCIES / CONFLICTS.

DRAWN	DATE	CHECKED	PLOT DATE	JOB NO.	SCALE
AR	06.07.2022	PM	06.07.2022	19125	1:10@A1

PROJECT  
MERITON SUITES CANBERRA  
40 ALLARA ST  
CANBERRA ACT 2061

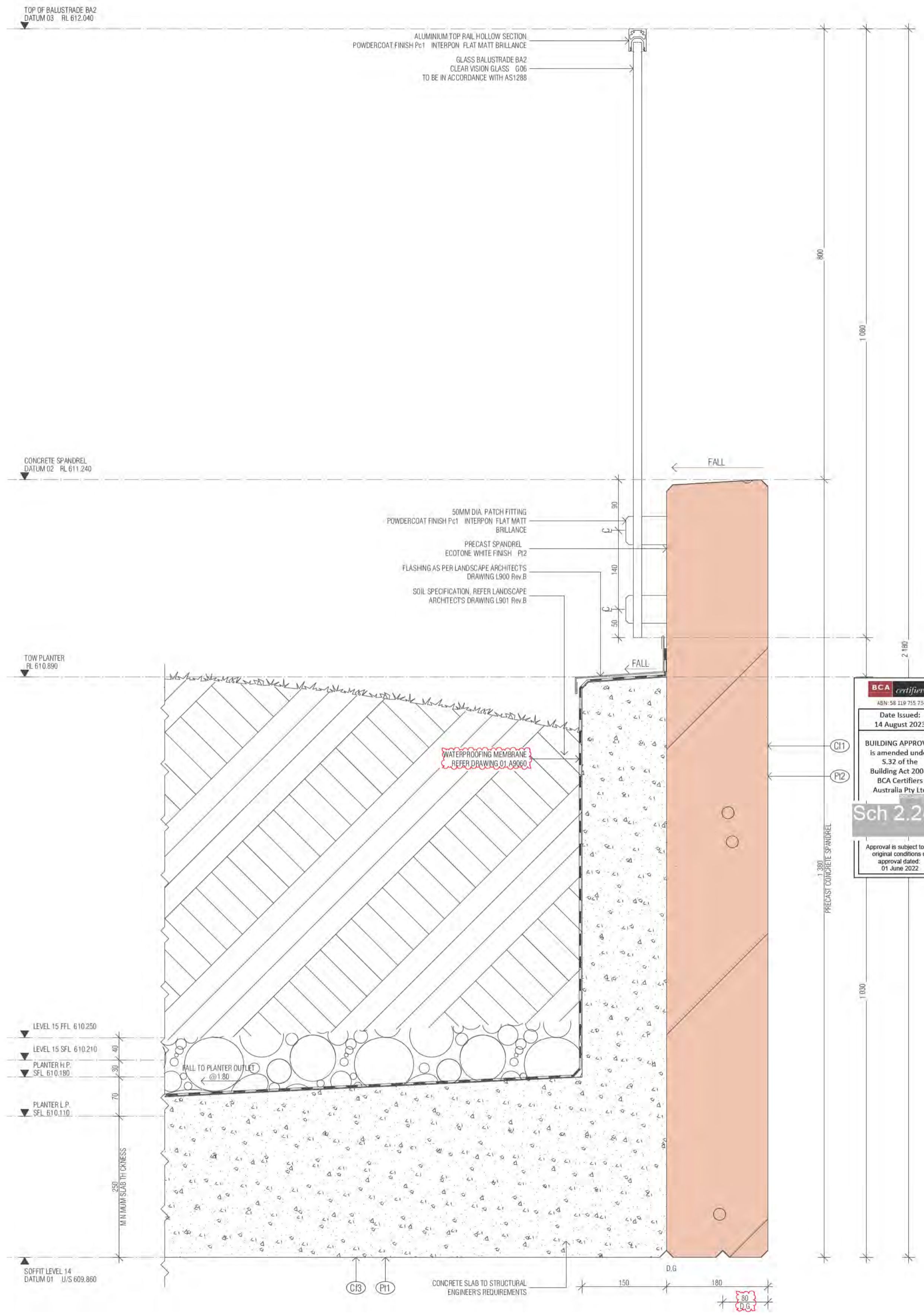
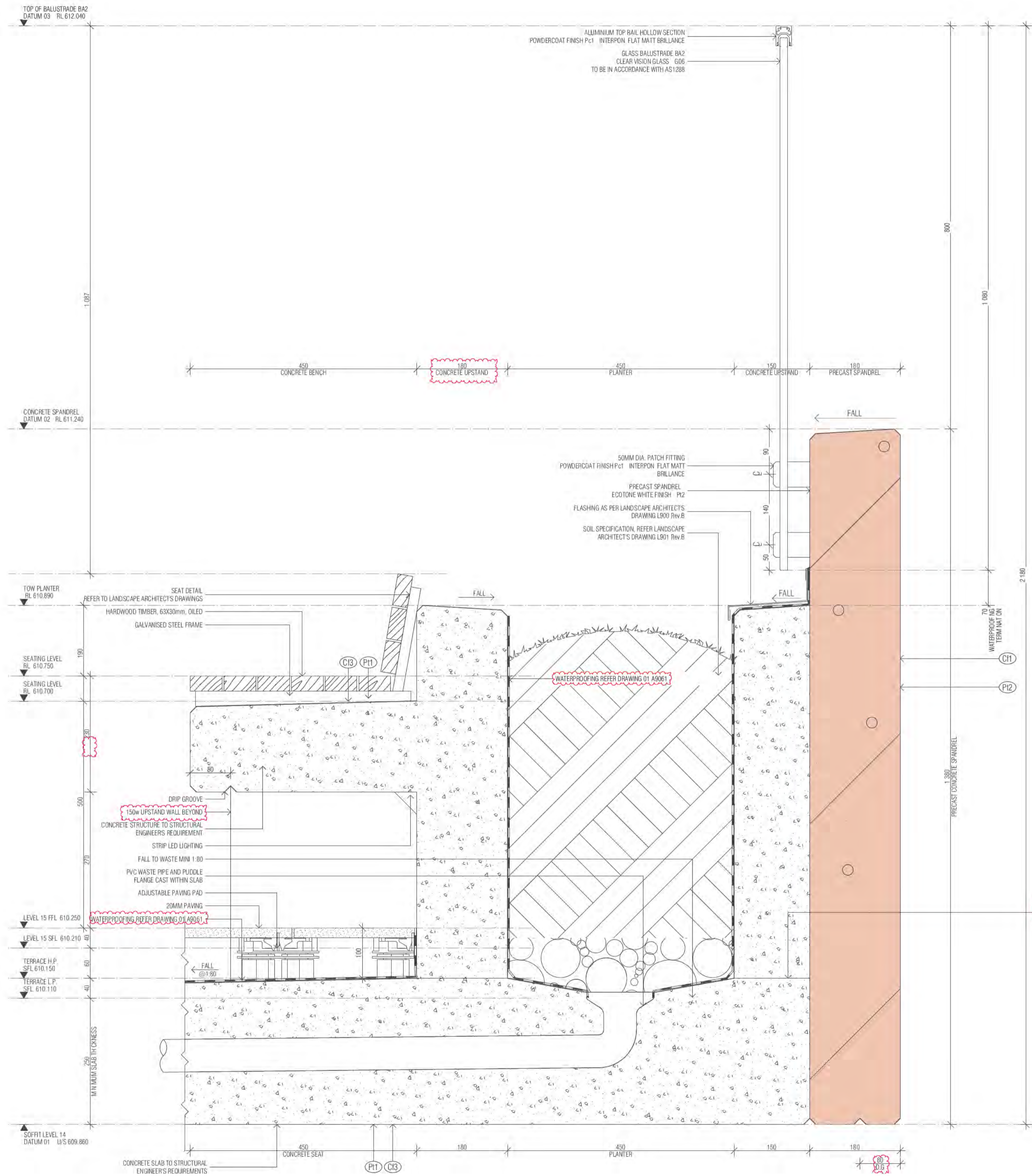
DRAWING TITLE  
BALUSTRADE DETAILS SHEET 02

FENDER KATSALIDIS  
WWW.FKAUSTRALIA.COM  
L21, 259 GEORGE STREET, SYDNEY  
NEW SOUTH WALES 2000 AUSTRALIA  
TELEPHONE: +61 2 8216 3500  
FENDER KATSALIDIS (AUST) PTY LTD ACN 092 943 032

ISSUE PURPOSE  
FOR CONSTRUCTION



REV. DRAWING NO.  
E A0051



**BCA certifiers**  
 Date Issued:  
 14 August 2023  
 BUILDING APPROVAL  
 is amended under  
 S.32 of the  
 Building Act 2004.  
 BCA Certifiers  
 Australia Pty Ltd  
**Sch 2.2(a)(ii)**  
 Approval is subject to the  
 original conditions of  
 approval dated  
 01 June 2022

01 BA2 BALUSTRADE - SMALL PLANTER BOX TYP. SECTION

02 BA2 BALUSTRADE - LARGE PLANTER BOX TYP. SECTION

BIMcloud: FK\BIMCLOUD BIMcloud\19125\_40 Allara St Canberra\00 MODEL\00 CD\BIM MODEL\19125 General

REVISION	REVISION
A	ISSUE FOR CONSTRUCTION
B	FOR CONSTRUCTION CERTIFICATE FITOUT P2 TO L10
C	COORDINATION WITH MERITON LANDSCAPE ARCH
D	WATERPROOFING NOTES MOVED TO A900 SERIES DRAWINGS

PM	AR	AR	AR
25.01.2022	04.05.2022	16.05.2022	06.07.2022

**QUALITY ASSURANCE** (FK IS A CERTIFIED COMPANY TO ISO 9001:2015)  
 THIS PROJECT IS SUBJECT TO THE FK QUALITY ASSURANCE SYSTEM

- SCHEMATIC DESIGN REVIEW FOR THIS PROJECT IS COMPLETE. DATE OF REVIEW: 01.10.2020
- DESIGN DEVELOPMENT REVIEW FOR THIS PROJECT IS COMPLETE. DATE OF REVIEW: 01.10.2021
- TENDER DOCUMENTATION REVIEW FOR THIS PROJECT IS COMPLETE. DATE OF REVIEW: 11.11.2021
- CONSTRUCTION DOCUMENTATION REVIEW FOR THIS DRAWING IS COMPLETE. DATE OF REVIEW: 21.01.22

IF THIS DRAWING IS STAMPED UNCONTROLLED COPY THEN IT IS TO BE CONSIDERED A DRAFT. SUBJECT TO REVISION WITHOUT NOTICE

**NOTES**  
 THIS DRAWING IS COPYRIGHT AND SHALL REMAIN THE PROPERTY OF FENDER KATSALIDIS (AUST) PTY LTD  
 CHECK AND VERIFY ALL DIMENSIONS ON SITE PRIOR TO COMMENCING WORK. DRAWING TO BE READ  
 IN CONJUNCTION WITH ALL OTHER CONTRACT DOCUMENTS. DO NOT SCALE DRAWINGS. USE FIGURED  
 DIMENSIONS ONLY. SEEK CLARIFICATION OF INCONSISTENCIES / CONFLICTS.

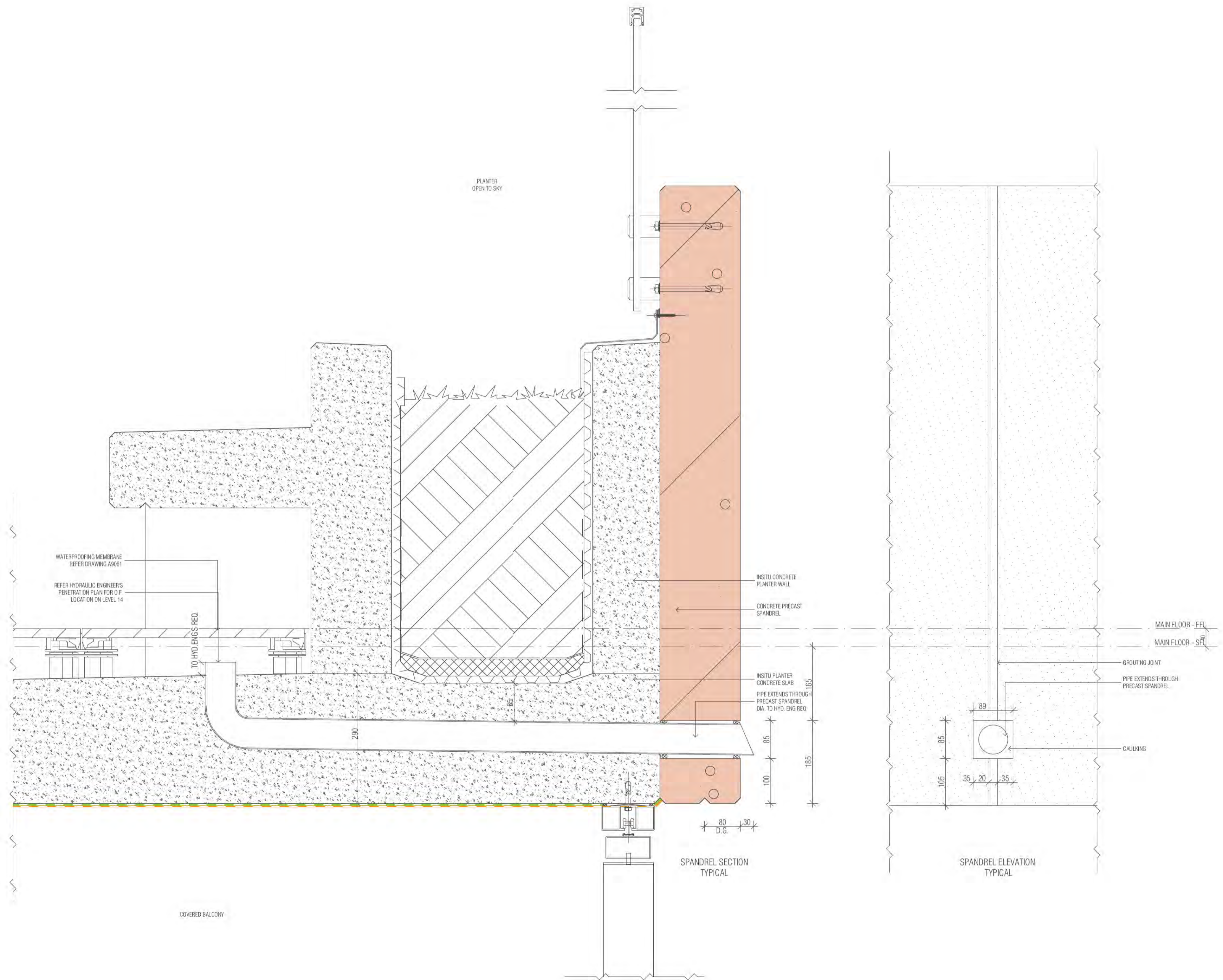
DRAWN	DATE	CHECKED	PLOT DATE	JOB NO.	SCALE
AR	06.07.2022	PM	06.07.2022	19125	1:10@A1

**PROJECT**  
 MERITON SUITES CANBERRA  
 40 ALLARA ST  
 CANBERRA ACT 2061

**FENDER KATSALIDIS**  
 WWW.FKAUSTRALIA.COM  
 L21, 259 GEORGE STREET, SYDNEY  
 NEW SOUTH WALES 2000 AUSTRALIA  
 TELEPHONE: +61 2 8216 3500  
 FENDER KATSALIDIS (AUST) PTY LTD ACN 092 943 032



DRAWING TITLE	ISSUE PURPOSE	REV.	DRAWING NO.
BALUSTRADE DETAILS SHEET 03	FOR CONSTRUCTION	D	A0052




  
 Date Issued: 14 August 2023
   
 BUILDING APPROVAL is amended under S.32 of the Building Act 2004.
   
 BCA Certifiers Australia Pty Ltd
   
 Approval is subject to the original conditions of approval dated 01 June 2022

Sch 2.2(a)(ii)

01 O.F. 7 OVERFLOW THROUGH PRECAST

BIMcloud: FK BIMCLOUD BIMcloud19125 40 Allara St Canberra/00 MODEL/00 CD/BIM MODEL/19125 General

REVISION	REVISION
A	AR 18.07.2022

**QUALITY ASSURANCE** (FK IS A CERTIFIED COMPANY TO ISO 9001:2015)  
 THIS PROJECT IS SUBJECT TO THE FK QUALITY ASSURANCE SYSTEM  
 ■ SCHEMATIC DESIGN REVIEW FOR THIS PROJECT IS COMPLETE. DATE OF REVIEW: 01.10.2020  
 ■ DESIGN DEVELOPMENT REVIEW FOR THIS PROJECT IS COMPLETE. DATE OF REVIEW: 01.10.2021  
 ■ TENDER DOCUMENTATION REVIEW FOR THIS PROJECT IS COMPLETE. DATE OF REVIEW: 11.11.2021  
 ■ CONSTRUCTION DOCUMENTATION REVIEW FOR THIS DRAWING IS COMPLETE. DATE OF REVIEW: 18.07.2022  
 IF THIS DRAWING IS STAMPED UNCONTROLLED COPY THEN IT IS TO BE CONSIDERED A DRAFT. SUBJECT TO REVISION WITHOUT NOTICE

**NOTES**  
 THIS DRAWING IS COPYRIGHT AND SHALL REMAIN THE PROPERTY OF FENDER KATSALIDIS (AUST) PTY LTD  
 CHECK AND VERIFY ALL DIMENSIONS ON SITE PRIOR TO COMMENCING WORK. DRAWING TO BE READ IN CONJUNCTION WITH ALL OTHER CONTRACT DOCUMENTS. DO NOT SCALE DRAWINGS. USE FIGURED DIMENSIONS ONLY. SEEK CLARIFICATION OF INCONSISTENCIES / CONFLICTS.


DRAWN	DATE	CHECKED	PLOT DATE	JOB NO.	SCALE
AR	18.07.2022	PM	18.07.2022	19125	1:5@A1

**PROJECT**  
 MERITON SUITES CANBERRA  
 40 ALLARA ST  
 CANBERRA ACT 2061

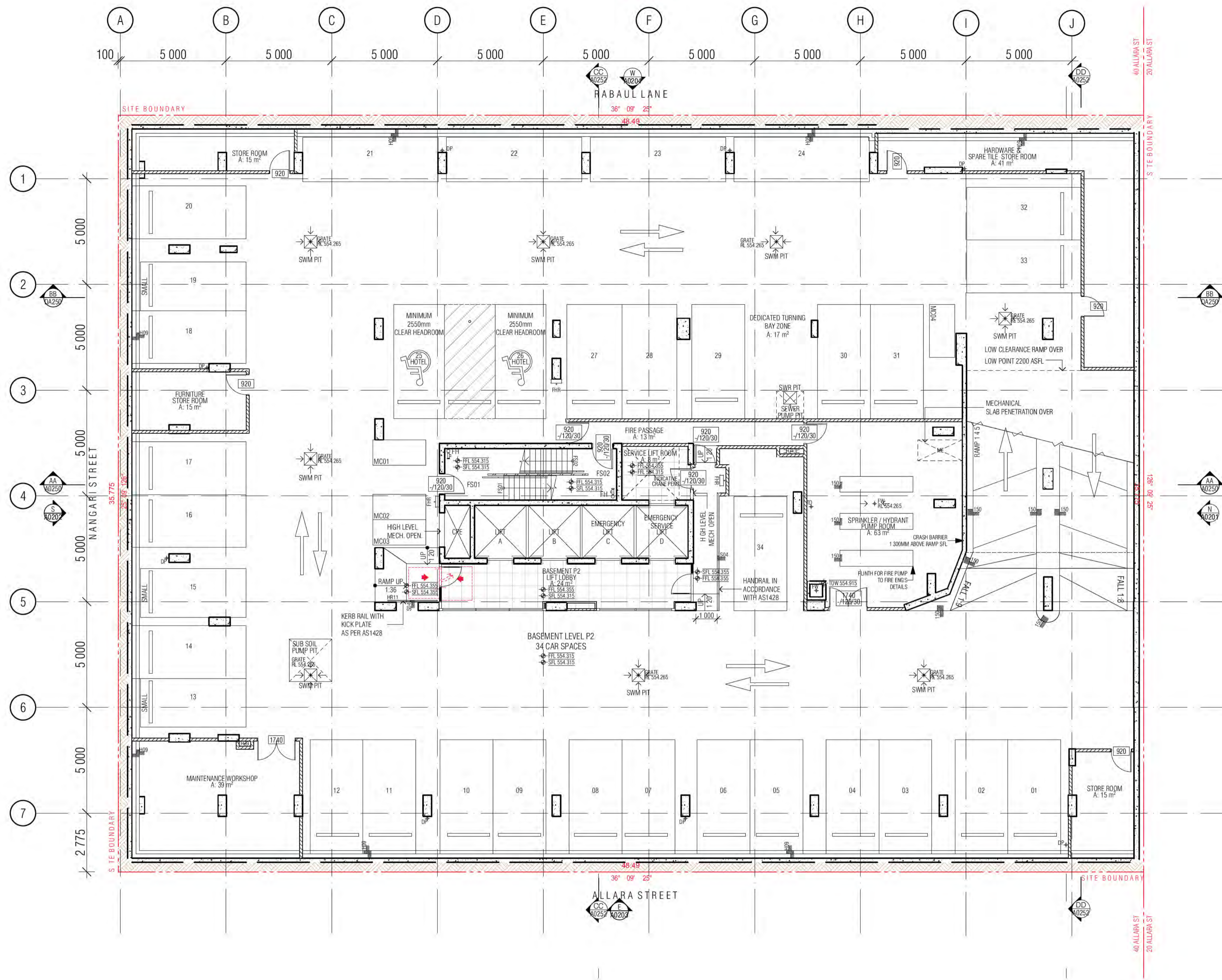
**DRAWING TITLE**  
 BALUSTRADE DETAILS SHEET 04

**FENDER KATSALIDIS**  
 WWW.FKAUSTRALIA.COM  
 L21, 259 GEORGE STREET, SYDNEY  
 NEW SOUTH WALES 2000 AUSTRALIA  
 TELEPHONE: +61 2 8216 3500  
 FENDER KATSALIDIS (AUST) PTY LTD ACN 092 943 032

**ISSUE PURPOSE**  
 FOR CONSTRUCTION



REV. DRAWING NO.  
 A A0053



- GENERAL LEGEND**
- HOTEL 1A → SUITE TYPE
  - TOT1 → LEVEL/SUITE NUMBER
  - 4 m2 → SUITE AREA
  - SFL-33.250
  - LEVELS: SFL STRUCTURAL FLOOR LEVEL
  - NGL NATURAL GROUND LEVEL
  - PL FINISHED PAVING LEVEL
  - FFL FINISHED FLOOR LEVEL
  - (N) NEW
  - TK TOP OF KERB LEVEL
  - G GUTTER LEVEL
  - TBC TO BE CONFIRMED
  - VOS VERIFY ON SITE

- FHR FIRE HOSE REEL
- FH FIRE HYDRANT
- FEX FIRE EXTINGUISHER
- SZ SERVICES ZONE
- SP STAIR PRESSURE
- RC REFUSE CHUTE/WASTE
- LC LINEN CHUTE
- FINISH TAG (REFER FF&E TECHNICAL SCHEDULE)
- A/C AIR CONDITIONING
- A/P ACCESS PANEL
- AWN AWNING
- Ba1 BALUSTRADE TYPE 1, 2, 3...
- BOL1 BOLLARD TYPE 1, 2, 3...
- BLY BALCONY
- BT BATHROOM TYPE 1, 2, 3
- CJ CONTROL JOINT
- DP DOWNPIPE
- FS01 FIRE STAIR 01.02...
- FW FLOOR WASTE
- KE KITCHEN EXHAUST
- KT KITCHEN TYPE 1, 2, 3
- LR LOBBY RELIEF
- LS LOBBY SUPPLY
- Lv1 LOUVRE TYPE 1, 2, 3...
- LY LAUNDRY TYPE 1, 2, 3...
- M1 METAL SCREEN TYPE 1, 2, 3
- ME MECHANICAL EXHAUST
- MU1 MECHANICAL LOUVRE (EXTERNAL) TYPE 1, 2, 3...
- MV1 MECHANICAL LOUVRE (INTERNAL) TYPE 1, 2, 3...
- OF1 OVER FLOW TYPE 1, 2, 3
- PO PLANTER BOX OUTLET
- RT ROBE TYPE 1, 2, 3
- RWO RAIN WATER OUTLET

- ALL TUNISH LOCATIONS TO BE COORDINATED  
HYDRAULIC ENGINEERS DRAWINGS
- WALL HATCHES
- INSITU CONCRETE
  - PRECAST CONCRETE
  - CONCRETE BUND
  - LOW PRECAST

**BCA certifiers**  
Date Issued:  
14 August 2023  
BUILDING APPROVAL  
is amended under  
S.32 of the  
Building Act 2004.  
BCA Certifiers  
Australia Pty Ltd  
Sch 2.2(a)(ii)  
Approval is subject to the  
original conditions of  
approval dated  
01 June 2022

01 BASEMENT P2 FLOOR PLAN

BIMcloud: FKSYDBMCL0023 BIMcloud Basic for ARCHICAD 23/19125 40 Allara St Canberra/19125 General

REVISION	GENERAL UPDATE	AR	18.12.2020
01	DRAFT TENDER ISSUE	MK	19.01.2021
02	DRAFT TENDER ISSUE GENERAL UPDATE	MK	23.03.2021
03	GENERAL UPDATE	PM	07.06.2021
04	GENERAL UPDATE	AR	07.10.2021
A	FOR CONSTRUCTION CERTIFICATE	AR	26.10.2021
B	AMENDED BASEMENT WALL TO SITE BOUNDARY	AR	29.10.2021
C	AMENDED BOYLAYOUT	AR	05.11.2021

REVISION	D	ISSUE FOR CONSTRUCTION	PM	24.01.2022
	E <td>CONSTRUCTION UPDATE <td>PM <td>07.02.2022</td> </td></td>	CONSTRUCTION UPDATE <td>PM <td>07.02.2022</td> </td>	PM <td>07.02.2022</td>	07.02.2022
	F <td>BCA ITEMS ADDRESSED <td>PM <td>15.03.2022</td> </td></td>	BCA ITEMS ADDRESSED <td>PM <td>15.03.2022</td> </td>	PM <td>15.03.2022</td>	15.03.2022
	G <td>FOR CONSTRUCTION CERTIFICATE FITOUT P2 TO L10 <td>AR <td>04.05.2022</td> </td></td>	FOR CONSTRUCTION CERTIFICATE FITOUT P2 TO L10 <td>AR <td>04.05.2022</td> </td>	AR <td>04.05.2022</td>	04.05.2022

**QUALITY ASSURANCE** (FK IS A CERTIFIED COMPANY TO ISO 9001:2015)

THIS PROJECT IS SUBJECT TO THE FK QUALITY ASSURANCE SYSTEM

- SCHEMATIC DESIGN REVIEW FOR THIS PROJECT IS COMPLETE. DATE OF REVIEW: 01.10.2020
- DESIGN DEVELOPMENT REVIEW FOR THIS PROJECT IS COMPLETE. DATE OF REVIEW: 01.10.2021
- TENDER DOCUMENTATION REVIEW FOR THIS PROJECT IS COMPLETE. DATE OF REVIEW: 11.11.21
- CONSTRUCTION DOCUMENTATION REVIEW FOR THIS DRAWING IS COMPLETE. DATE OF REVIEW: 18.01.2022

IF THIS DRAWING IS STAMPED UNCONTROLLED COPY THEN IT IS TO BE CONSIDERED A DRAFT. SUBJECT TO REVISION WITHOUT NOTICE

**NOTES**

THIS DRAWING IS COPYRIGHT AND SHALL REMAIN THE PROPERTY OF FENDER KATSALIDIS (AUST) PTY LTD  
CHECK AND VERIFY ALL DIMENSIONS ON SITE PRIOR TO COMMENCING WORK. DRAWING TO BE READ  
IN CONJUNCTION WITH ALL OTHER CONTRACT DOCUMENTS. DO NOT SCALE DRAWINGS. USE FIGURED  
DIMENSIONS ONLY. SEEK CLARIFICATION OF INCONSISTENCIES / CONFLICTS.

DRAWN	DATE	CHECKED	PLOT DATE	JOB NO.	SCALE
AR	04.05.2022	PM	04.05.2022	19125	1:100@A1

**PROJECT**

MERITON SUITES CANBERRA  
40 ALLARA ST  
CANBERRA ACT 2061

**DRAWING TITLE**

BASEMENT P2 FLOOR PLAN

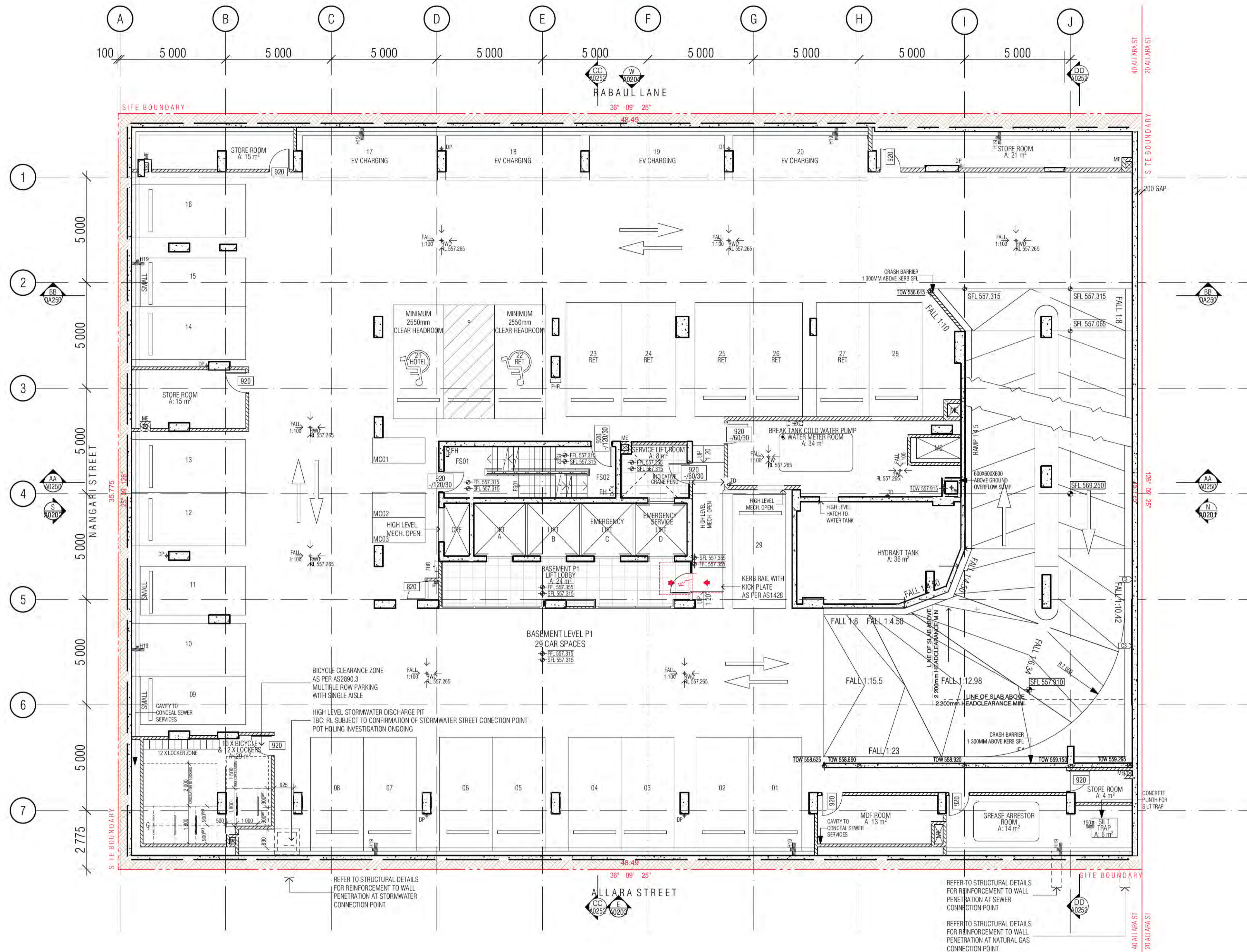
**FENDER KATSALIDIS**  
WWW.FKAUSTRALIA.COM  
L21, 259 GEORGE STREET, SYDNEY  
NEW SOUTH WALES 2000 AUSTRALIA  
TELEPHONE: +61 2 8216 3500  
FENDER KATSALIDIS (AUST) PTY LTD ACN 092 943 032

**ISSUE PURPOSE**

FOR CC FITOUT - P2 TO L10

**REV. DRAWING NO.**

G **A0098**



- GENERAL LEGEND**
- HOTEL 1A → SUITE TYPE
  - 101 → LEVEL/SUITE NUMBER
  - 4 m2 → SUITE AREA
  - SFL-33.250
  - LEVELS: SFL STRUCTURAL FLOOR LEVEL
  - NGL NATURAL GROUND LEVEL
  - PL FINISHED PAVING LEVEL
  - FFL FINISHED FLOOR LEVEL
  - (N) NEW
  - TK TOP OF KERB LEVEL
  - G GUTTER LEVEL
  - TBC TO BE CONFIRMED
  - VOS VERIFY ON SITE
  - FHR FIRE HOSE REEL
  - FH FIRE HYDRANT
  - FEX FIRE EXTINGUISHER
  - SZ SERVICES ZONE
  - SP STAIR PRESSURE
  - RC REFUSE CHUTE/WASTE
  - LC LINEN CHUTE
  - FINISH TAG (REFER FF&E TECHNICAL SCHEDULE)
  - A/C AIR CONDITIONING
  - A/P ACCESS PANEL
  - AWN AWNING
  - Ba1 BALUSTRADE TYPE 1, 2, 3...
  - Bo1 BOLLARD TYPE 1, 2, 3...
  - BLY BALCONY
  - BT BATHROOM TYPE 1, 2, 3
  - CJ CONTROL JOINT
  - DP DOWNPIPE
  - FS01 FIRE STAIR 01.02...
  - FW FLOOR WASTE
  - KE KITCHEN EXHAUST
  - KT KITCHEN TYPE 1, 2, 3
  - LR LOBBY RELIEF
  - LS LOBBY SUPPLY
  - Ly1 LOUVRE TYPE 1, 2, 3...
  - LY LAUNDRY TYPE 1, 2, 3...
  - M1 METAL SCREEN TYPE 1, 2, 3
  - ME MECHANICAL EXHAUST
  - MU1 MECHANICAL LOUVRE (EXTERNAL) TYPE 1, 2, 3...
  - MV1 MECHANICAL LOUVRE (INTERNAL) TYPE 1, 2, 3...
  - OF1 OVER FLOW TYPE 1, 2, 3
  - PO PLANTER BOX OUTLET
  - RT ROBE TYPE 1, 2, 3
  - RWO RAIN WATER OUTLET

ALL TUNISH LOCATIONS TO BE COORDINATED HYDRAULIC ENGINEERS DRAWINGS

**WALL HATCHES**

- INSITU CONCRETE
- PRECAST CONCRETE
- CONCRETE BUND
- LOW PRECAST

**BCA certifiers**  
 Date Issued: 14 August 2023  
 BUILDING APPROVAL is amended under S.32 of the Building Act 2004. BCA Certifiers Australia Pty Ltd  
**Sch 2.2(a)(ii)**  
 Approval is subject to the original conditions of approval dated 01 June 2022

01 BASEMENT 01

BIMcloud: FKSYBIMCLOUD23 BIMcloud Basic for ARCHICAD 23/19125 40 Allara St Canberra/19125 General

REVISION	GENERAL UPDATE	AR	18.12.2020	C	AMENDED BOH LAYOUT	AR	05.11.2021
01	DRAFT TENDER ISSUE	MK	19.01.2021	D	AMENDED MDF ROOM	AR	19.11.2021
02	DRAFT TENDER ISSUE GENERAL UPDATE	MK	23.03.2021	E	ISSUE FOR CONSTRUCTION	PM	24.01.2022
03	GENERAL UPDATE	AR	07.06.2021	F	CONSTRUCTION UPDATE	PM	07.02.2022
04	GENERAL UPDATE	PM	02.08.2021	G	AMENDED BICYCLE ROOM	PM	22.02.2022
05	GENERAL UPDATE	AR	07.10.2021	H	BCA ITEMS ADDRESSED	PM	15.03.2022
A	FOR CONSTRUCTION CERTIFICATE	AR	26.10.2021	>I	FOR CONSTRUCTION CERTIFICATE FITOUT P2 TO L10	AR	04.05.2022
B	AMENDED BASEMENT WALL TO SITE BOUNDARY	AR	29.10.2021				

**QUALITY ASSURANCE** (FK IS A CERTIFIED COMPANY TO ISO 9001:2015)

THIS PROJECT IS SUBJECT TO THE FK QUALITY ASSURANCE SYSTEM

- SCHEMATIC DESIGN REVIEW FOR THIS PROJECT IS COMPLETE. DATE OF REVIEW: 01.10.2020
- DESIGN DEVELOPMENT REVIEW FOR THIS PROJECT IS COMPLETE. DATE OF REVIEW: 01.10.2021
- TENDER DOCUMENTATION REVIEW FOR THIS PROJECT IS COMPLETE. DATE OF REVIEW: 11.11.21
- CONSTRUCTION DOCUMENTATION REVIEW FOR THIS DRAWING IS COMPLETE. DATE OF REVIEW: 18.01.2022

IF THIS DRAWING IS STAMPED UNCONTROLLED COPY THEN IT IS TO BE CONSIDERED A DRAFT. SUBJECT TO REVISION WITHOUT NOTICE

**NOTES**

THIS DRAWING IS COPYRIGHT AND SHALL REMAIN THE PROPERTY OF FENDER KATSALIDIS (AUST) PTY LTD  
 CHECK AND VERIFY ALL DIMENSIONS ON SITE PRIOR TO COMMENCING WORK. DRAWING TO BE READ IN CONJUNCTION WITH ALL OTHER CONTRACT DOCUMENTS. DO NOT SCALE DRAWINGS. USE FIGURED DIMENSIONS ONLY. SEEK CLARIFICATION OF INCONSISTENCIES / CONFLICTS.

DRAWN	DATE	CHECKED	PLOT DATE	JOB NO.	SCALE
AR	04.05.2022	PM	04.05.2022	19125	1:100@A1

**PROJECT**

MERITON SUITES CANBERRA  
 40 ALLARA ST  
 CANBERRA ACT 2061

**DRAWING TITLE**


BASEMENT P1  
 FLOOR PLAN

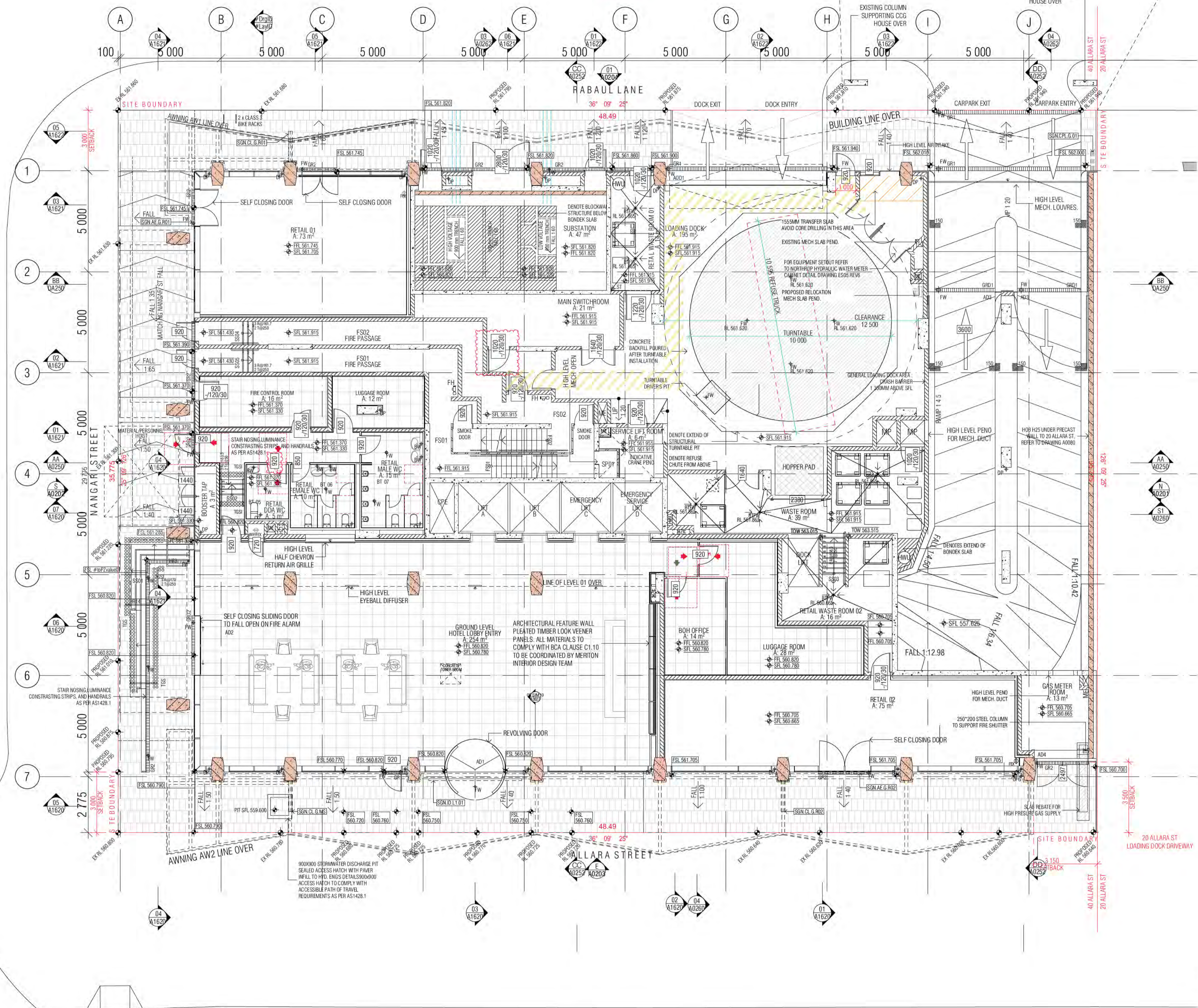
**FENDER KATSALIDIS**  
 WWW.FKAUSTRALIA.COM  
 L21, 269 GEORGE STREET, SYDNEY  
 NEW SOUTH WALES 2000 AUSTRALIA  
 TELEPHONE: +61 2 8216 3500  
 FENDER KATSALIDIS (AUST) PTY LTD ACN 092 943 032

**ISSUE PURPOSE**

FOR CC FITOUT - P2 TO L10

**REV.** I **DRAWING NO.** A0099





- GENERAL LEGEND**
- HOTEL 1A -> SUITE TYPE
  - [Symbol] -> LEVEL/SUITE NUMBER
  - 4 m2 -> SUITE 1A
  - SFL -33.250
  - LEVELS: SFL STRUCTURAL FLOOR LEVEL
  - NGL NATURAL GROUND LEVEL
  - PL FINISHED PAVING LEVEL
  - FLL FINISHED FLOOR LEVEL
  - (N) NEW
  - TK TOP OF KERB LEVEL
  - G GUTTER LEVEL
  - TBC TO BE COORDINATED
  - VOS VERIFY ON SITE
  - [Symbol] FIRE HOSE REEL
  - [Symbol] FIRE HYDRANT
  - [Symbol] FIRE EXTINGUISHER
  - [Symbol] SERVICES ZONE
  - [Symbol] STAIR PRESSURE
  - [Symbol] REFUSE CHUTE/WASTE
  - [Symbol] LINEN CHUTE
  - [Symbol] FINISH TAG (REFER FF&E TECHNICAL SCHEDULE)
  - A/C AIR CONDITIONING
  - A/P ACCESS PANEL
  - AWN AWNING
  - Ba1 BALUSTRADE TYPE 1, 2, 3...
  - BOL1 BOLLARD TYPE 1, 2, 3...
  - BLY BALCONY
  - BT BATHROOM TYPE 1, 2, 3
  - CJ CONTROL JOINT
  - DP DOWNPIPE
  - FS01 FIRE STAIR 01.02...
  - FW FLOOR WASTE
  - KE KITCHEN EXHAUST
  - KT KITCHEN TYPE 1, 2, 3
  - LB LOBBY RELIEF
  - LS LOBBY SUPPLY
  - Lv1 LOUVRE TYPE 1, 2, 3...
  - LY LAUNDRY TYPE 1, 2, 3...
  - M1 METAL SCREEN TYPE 1, 2, 3
  - ME MECHANICAL EXHAUST
  - ML1 MECHANICAL LOUVRE (EXTERNAL) TYPE 1, 2, 3...
  - MV1 MECHANICAL LOUVRE (INTERNAL) TYPE 1, 2, 3...
  - OF1 OVER FLOW TYPE 1, 2, 3
  - PO PLANTER BOX OUTLET
  - RT ROBE TYPE 1, 2, 3
  - RWO RAIN WATER OUTLET

ALL TUNISH LOCATIONS TO BE COORDINATED HYDRAULIC ENGINEERS DRAWINGS

**WALL HATCHES**

- [Symbol] INSITU CONCRETE
- [Symbol] PRECAST CONCRETE
- [Symbol] CONCRETE BUND
- [Symbol] LOW PRECAST

**Sch 2.2(a)(ii)**

Approval is subject to the original conditions of approval dated 01 June 2022

01 GROUND LEVEL FLOOR PLAN

REVISION	DATE	DESCRIPTION
A	26.10.2021	FOR CONSTRUCTION CERTIFICATE
B	29.10.2021	AMENDED BASEMENT WALL TO SITE BOUNDARY
C	05.11.2021	AMENDED BOH LAYOUT
D	18.11.2021	WET AREA TENDER ISSUE
E	24.01.2022	ISSUE FOR CONSTRUCTION
F	09.02.2022	DELETION OF ONE STRUCTURAL OPENING
G	15.03.2022	BCA ITEMS ADDRESSED
H	04.05.2022	FOR CONSTRUCTION CERTIFICATE FITOUT P2 TO L10

REVISION	DATE	DESCRIPTION
AR	26.10.2021	AW09 SIGNAGE ADDITIONAL RETAIL SIGNS AMENDED SKY SIGNS
AR	29.10.2021	GENERAL UPDATE P.I.R. BOARDS INCLUSION
AR	05.11.2021	CARPARK GARAGE DOOR SWING AMENDED
AR	18.11.2021	GENERAL UPDATE
AR	24.01.2022	WATER METER ROOM TO NORTHROP REQUIREMENT
AR	09.02.2022	WALL TYPE C7 REVISED COMPOSITE AND ADDITIONAL WINDOWS SUITE TYPE 1A
AR	15.03.2022	WATER METER CABINET
AR	04.05.2022	INCREASED DOOR FRAME WIDTHS

QUALITY ASSURANCE	DATE	DESCRIPTION
AR	20.05.2022	THIS PROJECT IS SUBJECT TO THE FK QUALITY ASSURANCE SYSTEM
AR	03.06.2022	SCHEMATIC DESIGN REVIEW FOR THIS PROJECT IS COMPLETE.
PM	29.06.2022	DESIGN DEVELOPMENT REVIEW FOR THIS PROJECT IS COMPLETE.
AR	08.07.2022	TENDER DOCUMENTATION REVIEW FOR THIS PROJECT IS COMPLETE.
AR	27.09.2022	CONSTRUCTION DOCUMENTATION REVIEW FOR THIS DRAWING IS COMPLETE.
PM	07.10.2022	IF THIS DRAWING IS STAMPED UNCONTROLLED COPY THEN IT IS TO BE CONSIDERED A DRAFT. SUBJECT TO REVISION WITHOUT NOTICE.
PM	22.02.2023	
PM	27.03.2023	

**NOTES**

THIS DRAWING IS COPYRIGHT AND SHALL REMAIN THE PROPERTY OF FENDER KATSALIDIS (AUST) PTY LTD. CHECK AND VERIFY ALL DIMENSIONS ON SITE PRIOR TO COMMENCING WORK. DRAWING TO BE READ IN CONJUNCTION WITH ALL OTHER CONTRACT DOCUMENTS. DO NOT SCALE DRAWINGS. USE FIGURED DIMENSIONS ONLY. SEEK CLARIFICATION OF INCONSISTENCIES / CONFLICTS.

**PROJ**

MERITON SUITES CANBERRA  
40 ALLARA ST  
CANBERRA ACT 2061

**DATE** 27.03.2023  
**CHECKED** PM  
**PLOT DATE** 27.03.2023  
**JOB NO.** 19125  
**SCALE** 1:100@A1

**DRAWN** AR

**PROJ**

MERITON SUITES CANBERRA  
40 ALLARA ST  
CANBERRA ACT 2061

**DRAWING TITLE**

GROUND LEVEL FLOOR PLAN

**ISSUE PURPOSE**


FOR CONSTRUCTION

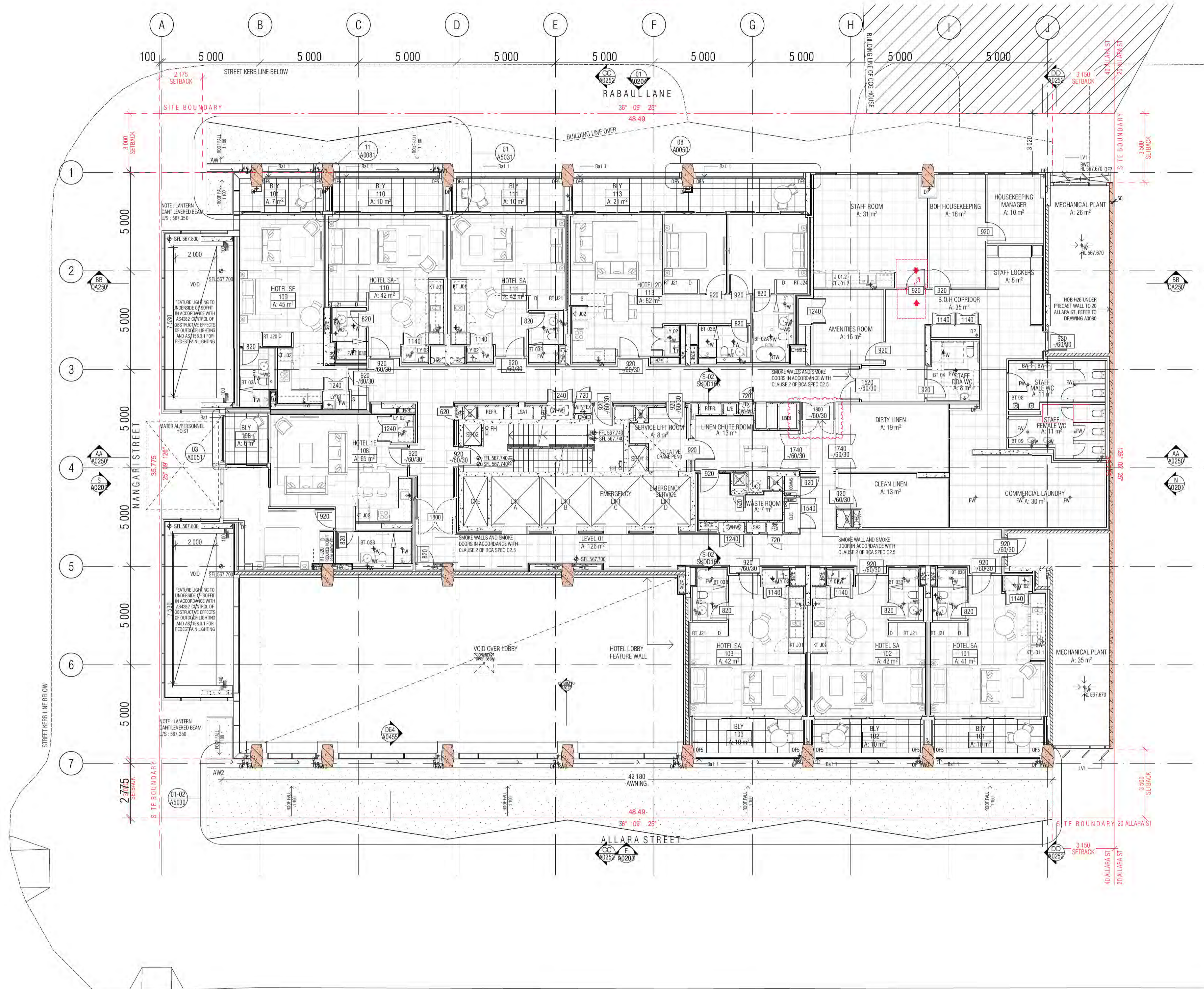
**FENDER KATSALIDIS**  
WWW.FKAUSTRALIA.COM  
L21, 259 GEORGE STREET, SYDNEY  
NEW SOUTH WALES 2000 AUSTRALIA  
TELEPHONE: +61 2 8216 3500  
FENDER KATSALIDIS (AUST) PTY LTD ACN 092 943 032

**ISSUE PURPOSE**

FOR CONSTRUCTION

**REV.** P  
**DRAWING NO.** A0100





- GENERAL LEGEND**
- HOTEL 1A → SUITE TYPE
  - [101] → LEVEL/SUITE NUMBER
  - 4 m2 → SUITE AREA
  - SFL -33.250
  - LEVELS: SFL STRUCTURAL FLOOR LEVEL
  - NGL NATURAL GROUND LEVEL
  - PL FINISHED PAVING LEVEL
  - FFL FINISHED FLOOR LEVEL
  - (N) NEW
  - TK TOP OF KERB LEVEL
  - G GUTTER LEVEL
  - TBC TO BE CONFIRMED
  - VGS VERIFY ON SITE
- [Symbol] FIRE HOSE REEL
  - [Symbol] FIRE HYDRANT
  - [Symbol] FIRE EXTINGUISHER
  - [Symbol] SERVICES ZONE
  - [Symbol] STAIR PRESSURE
  - [Symbol] REFUSE CHUTE/WASTE
  - [Symbol] LINEN CHUTE
  - [Symbol] FINISH TAG (REFER FF&E TECHNICAL SCHEDULE)
  - A/C AIR CONDITIONING
  - A/P ACCESS PANEL
  - AWN AWNING
  - Ba1 BALUSTRADE TYPE 1, 2, 3...
  - Ba2 BOLLARD TYPE 1, 2, 3...
  - B/CY BALCONY
  - BT BATHROOM TYPE 1, 2, 3
  - CJ CONTROL JOINT
  - DP DOWNPIPE
  - FS01 FIRE STAIR 01.02...
  - FW FLOOR WASTE
  - KE KITCHEN EXHAUST
  - KT KITCHEN TYPE 1, 2, 3
  - LR LOBBY RELIEF
  - LS LOBBY SUPPLY
  - Lv1 LOUVRE TYPE 1, 2, 3...
  - LY LAUNDRY TYPE 1, 2, 3...
  - M1 METAL SCREEN TYPE 1, 2, 3
  - M2 MECHANICAL EXHAUST
  - MU1 MECHANICAL LOUVRE (EXTERNAL) TYPE 1, 2, 3...
  - MU2 MECHANICAL LOUVRE (INTERNAL) TYPE 1, 2, 3...
  - OF1 OVER FLOW TYPE 1, 2, 3
  - PO PLANTER BOX OUTLET
  - RT ROBE TYPE 1, 2, 3
  - RWO RAIN WATER OUTLET

ALL TUNISH LOCATIONS TO BE COORDINATED HYDRAULIC ENGINEERS DRAWINGS

**WALL HATCHES**

- [Hatch] INSITU CONCRETE
- [Hatch] PRECAST CONCRETE
- [Hatch] CONCRETE BUND
- [Hatch] LOW PRECAST

**BCA certifiers**

Date Issued: 14 August 2023

BUILDING APPROVAL is amended under S.32 of the Building Act 2004. BCA Certifiers Australia Pty Ltd

Sch 2.2(a)(ii)

Approval is subject to the original conditions of approval dated 01 June 2022

01 LEVEL 01 GA FLOOR PLAN

REVISION Q, MENTION REQUEST FOR DOUBLE FRL DOORS TO CORRIDOR  
 BIMcloud: kspredbim01 BIMcloud/19125 40 Allara St, Canberra/00 BIM MODELS/00 CD/CENTRAL MODEL/S/19125 General

REVISION	DESCRIPTION	DATE	BY	DATE	BY
B	UNIT 108 REVISED LAYOUT MECH HYD COORDINATION	11.02.2022	J	10.06.2022	PM
C	BCA ITEMS ADDRESSED	15.03.2022	K	24.06.2022	PM
D	FOR WATERPROOFING COORDINATION	08.04.2022	L	08.07.2022	AR
E	FOR CONSTRUCTION CERTIFICATE FITOUT P2 TO L10	04.05.2022	M	07.10.2022	PM
F	GENERAL UPDATE	10.05.2022	N	11.01.2023	AR
G	GENERAL UPDATE	16.05.2022	O	23.01.2023	PM
H	AW09 SIGNAGE ADDITIONAL RETAIL SIGNS AMENDED SKY SIGNS	20.05.2022	P	03.05.2023	PM
I	GENERAL UPDATE P.I.R. BOARDS INCLUSION	03.06.2022	Q	16.05.2023	PM

**QUALITY ASSURANCE** (FK IS A CERTIFIED COMPANY TO ISO 9001:2015)

THIS PROJECT IS SUBJECT TO THE FK QUALITY ASSURANCE SYSTEM

- [Symbol] SCHEMATIC DESIGN REVIEW FOR THIS PROJECT IS COMPLETE. DATE OF REVIEW: 01.10.2020
- [Symbol] DESIGN DEVELOPMENT REVIEW FOR THIS PROJECT IS COMPLETE. DATE OF REVIEW: 01.10.2021
- [Symbol] TENDER DOCUMENTATION REVIEW FOR THIS PROJECT IS COMPLETE. DATE OF REVIEW: 11.11.21
- [Symbol] CONSTRUCTION DOCUMENTATION REVIEW FOR THIS DRAWING IS COMPLETE. DATE OF REVIEW: 18.01.2022

IF THIS DRAWING IS STAMPED UNCONTROLLED COPY THEN IT IS TO BE CONSIDERED A DRAFT. SUBJECT TO REVISION WITHOUT NOTICE

**NOTES**

THIS DRAWING IS COPYRIGHT AND SHALL REMAIN THE PROPERTY OF FENDER KATSALIDIS (AUST) PTY LTD  
 CHECK AND VERIFY ALL DIMENSIONS ON SITE PRIOR TO COMMENCING WORK. DRAWING TO BE READ IN CONJUNCTION WITH ALL OTHER CONTRACT DOCUMENTS. DO NOT SCALE DRAWINGS. USE FIGURED DIMENSIONS ONLY. SEEK CLARIFICATION OF INCONSISTENCIES / CONFLICTS.

DRAWN	DATE	CHECKED	PLOT DATE	JOB NO.	SCALE
AR	16.05.2023	PM	16.05.2023	19125	1:100@A1

**PROJECT**

MERITON SUITES CANBERRA  
 40 ALLARA ST  
 CANBERRA ACT 2061

**DRAWING TITLE**

LEVEL 01 GA FLOOR PLAN


**FENDER KATSALIDIS**  
 WWW.FKAUSTRALIA.COM  
 L21, 269 GEORGE STREET, SYDNEY  
 NEW SOUTH WALES 2000 AUSTRALIA  
 TELEPHONE: +61 2 8216 3500  
 FENDER KATSALIDIS (AUST) PTY LTD ACN 092 943 032

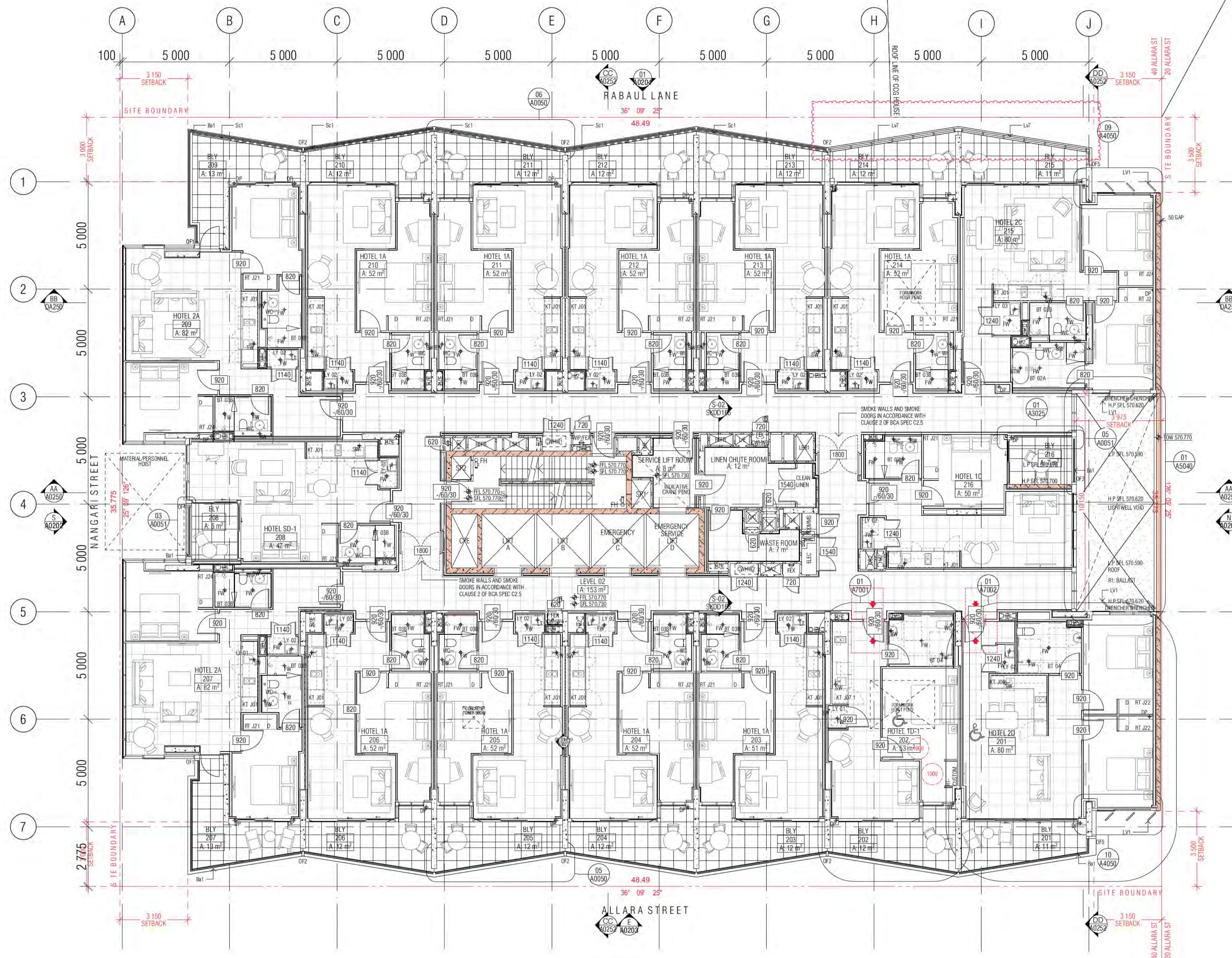
**ISSUE PURPOSE**

FOR CONSTRUCTION

**REV. DRAWING NO.**

Q A0101





- GENERAL LEGEND**
- HOTEL 1A → SUITE TYPE
  - 101 → LEVEL/SUITE NUMBER
  - 4 m2 → SUITE AREA
  - SFL-33.250 → LEVELS: SFL STRUCTURAL FLOOR LEVEL
  - NGL NATURAL GROUND LEVEL
  - PL FINISHED PAVING LEVEL
  - FLL FINISHED FLOOR LEVEL
  - (N) NEW
  - TK TOP OF KERB LEVEL
  - G GUTTER LEVEL
  - TBC TO BE CONFIRMED
  - VOS VERIFY ON SITE
  - FHR FIRE HOSE REEL
  - FH FIRE HYDRANT
  - FEX FIRE EXTINGUISHER
  - SZ SERVICES ZONE
  - SP STAIR PRESSURE
  - RC REFUSE CHUTE/WASTE
  - LC LINEN CHUTE
  - PL FINISH TAG (REFER FF&E TECHNICAL SCHEDULE)
  - A/C AIR CONDITIONING
  - A/P ACCESS PANEL
  - AWN AWNING
  - Ba1 BALUSTRADE TYPE 1, 2, 3...
  - Ba1.1 BOLLARD TYPE 1, 2, 3...
  - BLY BALCONY
  - BT BATHROOM TYPE 1, 2, 3
  - CI CONTROL JOINT
  - DP DOWNPIPE
  - FST FIRE STAIR 01, 02...
  - FW FLOOR WASTE
  - KE KITCHEN EXHAUST
  - KT KITCHEN TYPE 1, 2, 3
  - LR LOBBY RELIEF
  - LS LOBBY SUPPLY
  - Lv1 LOUVRE TYPE 1, 2, 3...
  - LY LAUNDRY TYPE 1, 2, 3...
  - M1 METAL SCREEN TYPE 1, 2, 3
  - ME MECHANICAL EXHAUST
  - MU1 MECHANICAL LOUVRE (EXTERNAL) TYPE 1, 2, 3...
  - MU2 MECHANICAL LOUVRE (INTERNAL) TYPE 1, 2, 3...
  - OF1 OVER FLOW TYPE 1, 2, 3
  - PO PLANTER BOX OUTLET
  - RT ROBE TYPE 1, 2, 3
  - RWO RAIN WATER OUTLET

ALL TUNISH LOCATIONS TO BE COORDINATED  
HYDRAULIC ENGINEERS DRAWINGS

- WALL HATCHES**
- INSITU CONCRETE
  - PRECAST CONCRETE
  - CONCRETE BUND
  - LOW PRECAST

**BCA certifiers**  
480-36 118 715 716  
Date Issued:  
14 August 2023  
BUILDING APPROVAL  
is amended under  
S.32 of the  
Building Act 2004.  
BCA Certifiers  
Australia Pty Ltd  
**Sch 2.2(a)(ii)**  
Approval is subject to the  
original conditions of  
approval dated  
01 June 2022

01 LEVEL 02 GA FLOOR PLAN

BIMcloud: ksp@bim01 BIMcloud/19125 40 Allara St, Canberra/00 BIM MODELS/00 CO-CENTRAL\_MODEL/S/19125\_General

REVISION	DATE	BY	DESCRIPTION
06	07.10.2021	PM	GENERAL UPDATE
07	12.10.2021	AR	GENERAL UPDATE
08	18.11.2021	PM	NEW KITCHEN TYPES J01.1 AND J07.1
A	24.01.2022	PM	ISSUE FOR CONSTRUCTION
B	15.03.2022	PM	BCA ITEMS ADDRESSED
C	04.05.2022	AR	FOR CONSTRUCTION CERTIFICATE FROUD P2 TO L10
D	09.05.2022	PM	FRLS TO ELEC. CUPBOARD DOORS DELETED
E	10.05.2022	PM	DDA DOOR CLEARANCE

**QUALITY ASSURANCE** (FK IS A CERTIFIED COMPANY TO ISO 9001:2015)

THIS PROJECT IS SUBJECT TO THE FK QUALITY ASSURANCE SYSTEM

- SCHEMATIC DESIGN REVIEW FOR THIS PROJECT IS COMPLETE. DATE OF REVIEW: 01.10.2020
- DESIGN DEVELOPMENT REVIEW FOR THIS PROJECT IS COMPLETE. DATE OF REVIEW: 01.10.2021
- TENDER DOCUMENTATION REVIEW FOR THIS PROJECT IS COMPLETE. DATE OF REVIEW: 11.11.21
- CONSTRUCTION DOCUMENTATION REVIEW FOR THIS DRAWING IS COMPLETE. DATE OF REVIEW: 18.01.2022

IF THIS DRAWING IS STAMPED UNCONTROLLED COPY THEN IT IS TO BE CONSIDERED A DRAFT. SUBJECT TO REVISION WITHOUT NOTICE

**NOTES**

THIS DRAWING IS COPYRIGHT AND SHALL REMAIN THE PROPERTY OF FENDER KATSALIDIS (AUST) PTY LTD  
CHECK AND VERIFY ALL DIMENSIONS ON SITE PRIOR TO COMMENCING WORK. DRAWING TO BE READ  
IN CONJUNCTION WITH ALL OTHER CONTRACT DOCUMENTS. DO NOT SCALE DRAWINGS. USE FIGURED  
DIMENSIONS ONLY. SEEK CLARIFICATION OF INCONSISTENCIES / CONFLICTS.

DRAWN	DATE	CHECKED	PLOT DATE	JOB NO.	SCALE
AR	18.05.2023	PM	18.05.2023	19125	1:100@A1

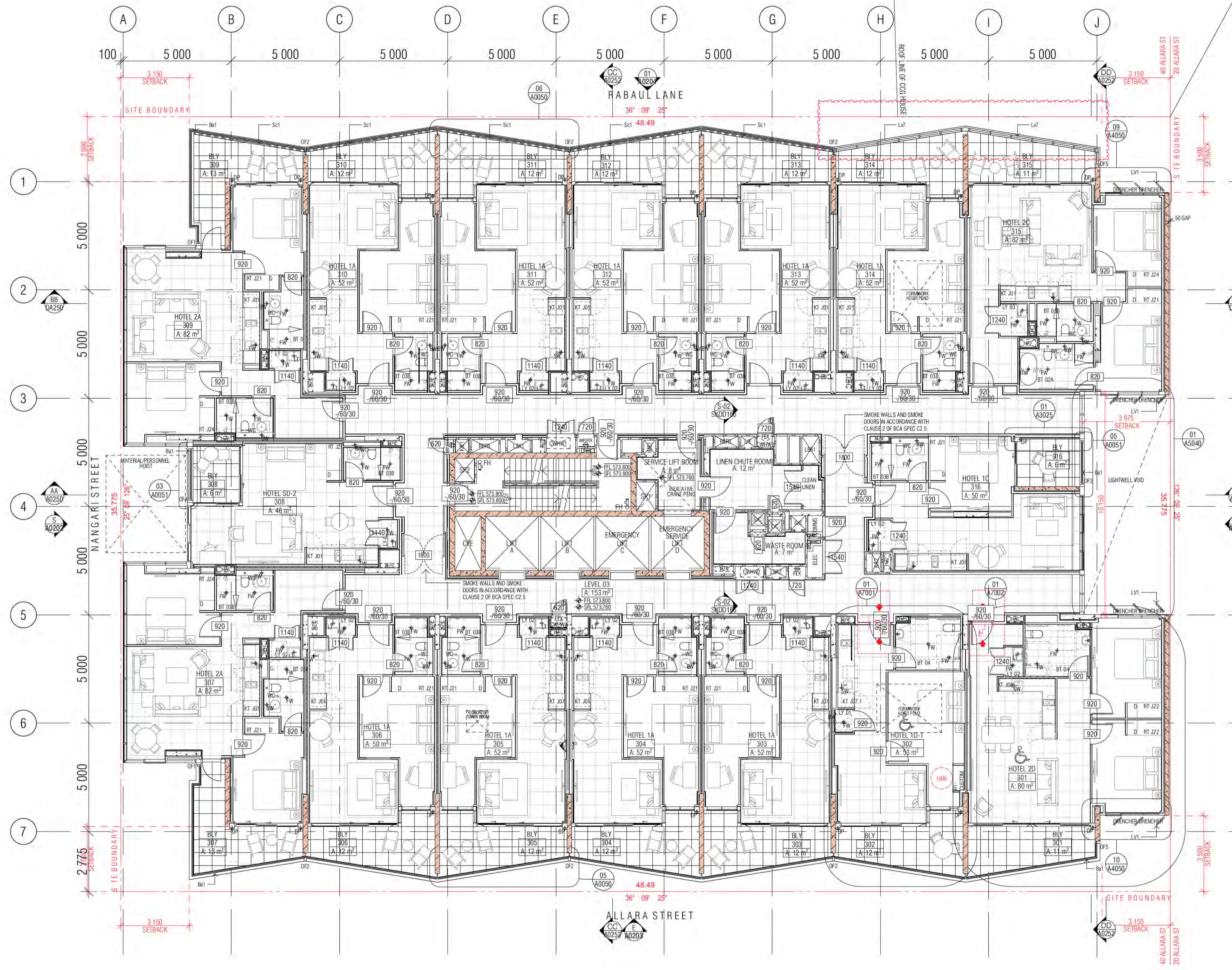
**PROJECT**  
MERITON SUITES CANBERRA  
40 ALLARA ST  
CANBERRA ACT 2061

**DRAWING TITLE**  
LEVEL 02 GA FLOOR PLAN

**FENDER KATSALIDIS**  
WWW.FKAUSTRALIA.COM  
L21, 259 GEORGE STREET, SYDNEY  
NEW SOUTH WALES 2000 AUSTRALIA  
TELEPHONE: +61 2 8216 3500  
FENDER KATSALIDIS (AUST) PTY LTD ACN 092 943 032

**ISSUE PURPOSE**  
FOR CONSTRUCTION

**REV.** M  
**DRAWING NO.** A0102



- GENERAL LEGEND**
- HOTEL 1A → SUITE TYPE
  - [Symbol] → LEVEL/SUITE NUMBER
  - 4 m2 → SUITE 1A
  - SFL -33.250
  - LEVELS: SFL STRUCTURAL FLOOR LEVEL
  - NGL NATURAL GROUND LEVEL
  - PL FINISHED PAVING LEVEL
  - FLL FINISHED FLOOR LEVEL
  - (N) NEW
  - TK TOP OF KERB LEVEL
  - G GUTTER LEVEL
  - TBC TO BE CONFIRMED
  - VOS VERIFY ON SITE
  - FHR FIRE HOSE REEL
  - FH FIRE HYDRANT
  - FEX FIRE EXTINGUISHER
  - SZ SERVICES ZONE
  - SP STAIR PRESSURE
  - RCW REFUSE CHUTE/WASTE
  - LC LINEN CHUTE
  - PL FINISH TAG (REFER FF&E TECHNICAL SCHEDULE)
  - A/C AIR CONDITIONING
  - AP ACCESS PANEL
  - AWN AWNING
  - Ba1 BALUSTRADE TYPE 1, 2, 3...
  - BOL1 BOLLARD TYPE 1, 2, 3...
  - BLY BALCONY
  - BT BATHROOM TYPE 1, 2, 3
  - CT CONTROL JOINT
  - DP DOWNPIPE
  - FS0 FIRE STAIR 01, 02...
  - FW FLOOR WASTE
  - KE KITCHEN EXHAUST
  - KT KITCHEN TYPE 1, 2, 3
  - LR LOBBY RELIEF
  - LS LOBBY SUPPLY
  - Lv1 LOUVRE TYPE 1, 2, 3...
  - LY LAUNDRY TYPE 1, 2, 3...
  - M1 METAL SCREEN TYPE 1, 2, 3
  - ME MECHANICAL EXHAUST
  - MU1 MECHANICAL LOUVRE (EXTERNAL) TYPE 1, 2, 3...
  - MV1 MECHANICAL LOUVRE (INTERNAL) TYPE 1, 2, 3...
  - OF1 OVER FLOW TYPE 1, 2, 3
  - PO PLANTER BOX OUTLET
  - RT ROBE TYPE 1, 2, 3
  - RWO RAIN WATER OUTLET

ALL TUNISH LOCATIONS TO BE COORDINATED  
HYDRAULIC ENGINEERS DRAWINGS

- WALL HATCHES**
- [Symbol] INSITU CONCRETE
  - [Symbol] PRECAST CONCRETE
  - [Symbol] CONCRETE BUND
  - [Symbol] LOW PRECAST

**BCA certifiers**  
Date Issued:  
14 August 2023  
BUILDING APPROVAL  
is amended under  
S.32 of the  
Building Act 2004.  
BCA Certifiers  
Australia Pty Ltd  
**Sch 2.2(a)(ii)**  
Approval is subject to the  
original conditions of  
approval dated  
01 June 2022

01 LEVEL 03 GA FLOOR PLAN

REVISION	DATE	BY	DESCRIPTION
04	16.04.2021	AR	DDA DOOR CLEARANCE
05	02.08.2021	PM	GENERAL UPDATE
06	07.10.2021	AR	GENERAL UPDATE P.I.R. BOARDS INCLUSION
07	18.11.2021	PM	NEW KITCHEN TYPES J01.1 AND J07.1
A	24.01.2022	PM	ISSUE FOR CONSTRUCTION
B	15.03.2022	PM	BCA ITEMS ADDRESSED
C	04.05.2022	AR	FOR CONSTRUCTION CERTIFICATE FITOUT P2 TO L10
D	09.05.2022	PM	FRL'S TO ELEC. C/PBOARD DOORS DELETED

REVISION	DATE	BY	DESCRIPTION
E	10.05.2022	PM	DDA DOOR CLEARANCE
F	16.05.2022	PM	GENERAL UPDATE
G	03.06.2022	AR	GENERAL UPDATE P.I.R. BOARDS INCLUSION
H	10.06.2022	PM	NEW KITCHEN TYPES J01.1 AND J07.1
I	08.07.2022	AR	GENERAL UPDATE
J	05.10.2022	PM	SUITES 202 602 CUSTOM ACCESSIBLE ROBE
K	07.10.2022	PM	WALL TYPE C7 REVISED COMPOSITE AND ADDITIONAL WINDOWS SUITE 1A
L	18.05.2023	PM	LOUNGES TO BALCONY WINTER GARDEN

**QUALITY ASSURANCE** (FK IS A CERTIFIED COMPANY TO ISO 9001:2015)

THIS PROJECT IS SUBJECT TO THE FK QUALITY ASSURANCE SYSTEM

- [Symbol] SCHEMATIC DESIGN REVIEW FOR THIS PROJECT IS COMPLETE. DATE OF REVIEW: 01.10.2020
- [Symbol] DESIGN DEVELOPMENT REVIEW FOR THIS PROJECT IS COMPLETE. DATE OF REVIEW: 01.10.2021
- [Symbol] TENDER DOCUMENTATION REVIEW FOR THIS PROJECT IS COMPLETE. DATE OF REVIEW: 11.11.21
- [Symbol] CONSTRUCTION DOCUMENTATION REVIEW FOR THIS DRAWING IS COMPLETE. DATE OF REVIEW: 18.01.2022

IF THIS DRAWING IS STAMPED UNCONTROLLED COPY THEN IT IS TO BE CONSIDERED A DRAFT. SUBJECT TO REVISION WITHOUT NOTICE

**NOTES**

THIS DRAWING IS COPYRIGHT AND SHALL REMAIN THE PROPERTY OF FENDER KATSALIDIS (AUST) PTY LTD  
CHECK AND VERIFY ALL DIMENSIONS ON SITE PRIOR TO COMMENCING WORK. DRAWING TO BE READ  
IN CONJUNCTION WITH ALL OTHER CONTRACT DOCUMENTS. DO NOT SCALE DRAWINGS. USE FIGURED  
DIMENSIONS ONLY. SEEK CLARIFICATION OF INCONSISTENCIES / CONFLICTS.

DRAWN	DATE	CHECKED	PLOT DATE	JOB NO.	SCALE
AR	18.05.2023	PM	18.05.2023	19125	1:100@A1

**PROJECT**

MERITON SUITES CANBERRA  
40 ALLARA ST  
CANBERRA ACT 2061

**DRAWING TITLE**


LEVEL 03 GA FLOOR PLAN

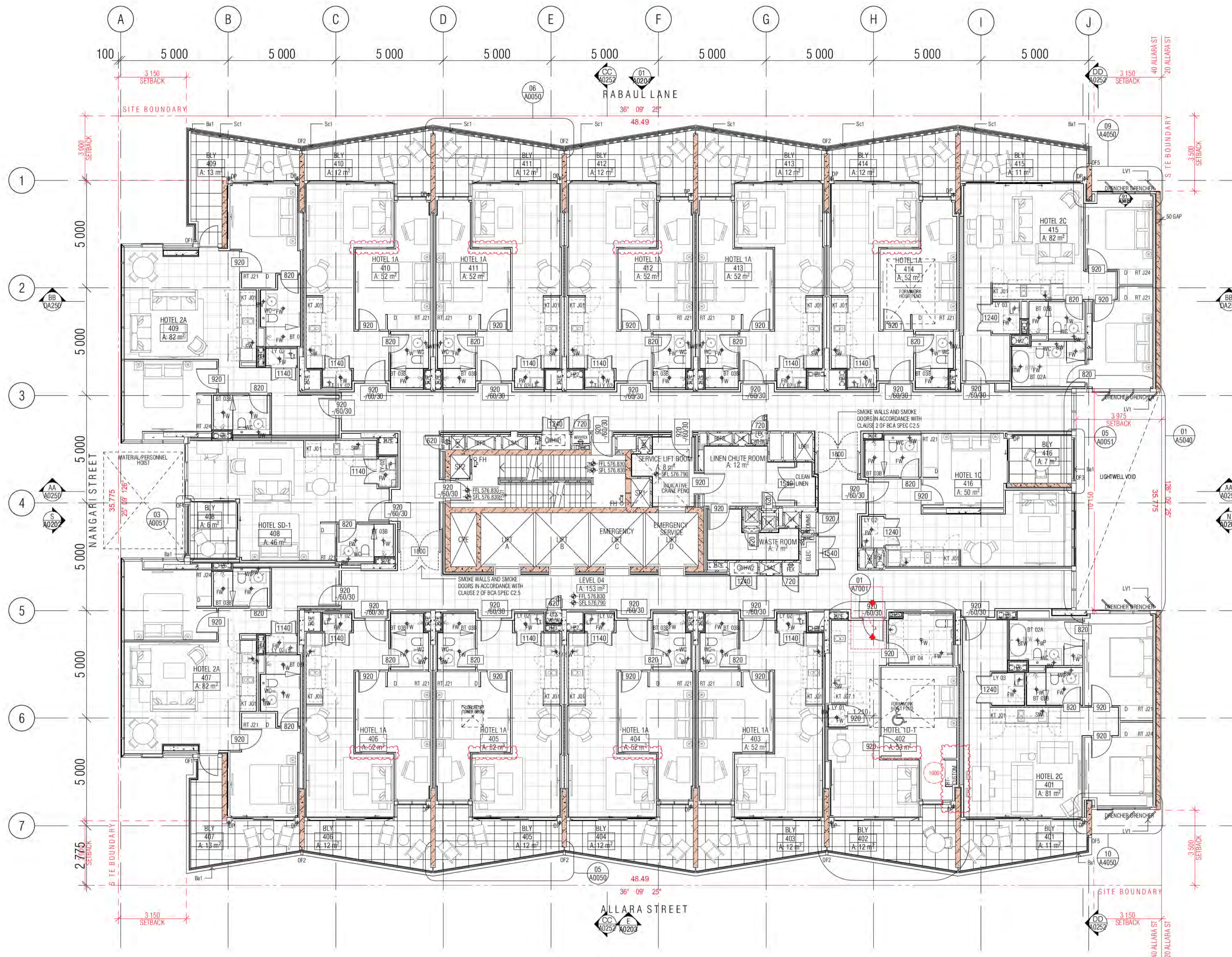
**FENDER KATSALIDIS**  
WWW.FKAUSTRALIA.COM  
L21, 259 GEORGE STREET, SYDNEY  
NEW SOUTH WALES 2000 AUSTRALIA  
TELEPHONE: +61 2 8216 3500  
FENDER KATSALIDIS (AUST) PTY LTD ACN 092 943 032

**ISSUE PURPOSE**

FOR CONSTRUCTION

**REV.** L **DRAWING NO.** A0103





- GENERAL LEGEND**
- HOTEL 1A → SUITE TYPE
  - 101 → LEVEL/SUITE NUMBER
  - 4 m2 → SUITE AREA
  - SFL-33.250 → LEVELS: SFL STRUCTURAL FLOOR LEVEL
  - NGL → NATURAL GROUND LEVEL
  - PL → FINISHED PAVING LEVEL
  - FFL → FINISHED FLOOR LEVEL
  - (N) → NEW
  - TK → TOP OF KERR LEVEL
  - G → GUTTER LEVEL
  - TBC → TO BE CONFIRMED
  - VOS → VERIFY ON SITE
  - FHR → FIRE HOSE REEL
  - FH → FIRE HYDRANT
  - FEX → FIRE EXTINGUISHER
  - SZ → SERVICES ZONE
  - SP → STAIR PRESSURE
  - RC → REFUSE CHUTE/WASTE
  - LC → LINEN CHUTE
  - PL → FINISH TAG (REFER FF&E TECHNICAL SCHEDULE)
  - A/C → AIR CONDITIONING
  - A/P → ACCESS PANEL
  - AWN → AWNING
  - Ba1 → BALUSTRADE TYPE 1, 2, 3...
  - BOL1 → BOLLARD TYPE 1, 2, 3...
  - BLY → BALCONY
  - BT → BATHROOM TYPE 1, 2, 3
  - CJ → CONTROL JOINT
  - DP → DOWNPIPE
  - FS01 → FIRE STAIR 01.02...
  - FW → FLOOR WASTE
  - KE → KITCHEN EXHAUST
  - KT → KITCHEN TYPE 1, 2, 3
  - LR → LOBBY RELIEF
  - LS → LOBBY SUPPLY
  - LV1 → LOUVRE TYPE 1, 2, 3...
  - LY → LAUNDRY TYPE 1, 2, 3...
  - M1 → METAL SCREEN TYPE 1, 2, 3
  - ME → MECHANICAL EXHAUST
  - ML1 → MECHANICAL LOUVRE (EXTERNAL) TYPE 1, 2, 3...
  - MV1 → MECHANICAL LOUVRE (INTERNAL) TYPE 1, 2, 3...
  - OF1 → OVER FLOW TYPE 1, 2, 3
  - PO → PLANTER BOX OUTLET
  - RT → ROBE TYPE 1, 2, 3
  - RWO → RAIN WATER OUTLET

ALL TUNISH LOCATIONS TO BE COORDINATED HYDRAULIC ENGINEERS DRAWINGS

- WALL HATCHES**
- INSITU CONCRETE
  - PRECAST CONCRETE
  - CONCRETE BUND
  - LOW PRECAST

**BCA certifiers**  
 Date Issued: 14 August 2023  
 BUILDING APPROVAL is amended under S.32 of the Building Act 2004. BCA Certifiers Australia Pty Ltd  
**Sch 2.2(a)(ii)**  
 Approval is subject to the original conditions of approval dated 01 June 2022

01 LEVEL 04 GA FLOOR PLAN

BIMcloud: FRBIMCLOUD BIMcloud/19125 40 Allara St Canberra/00 MODEL/00 CD/BIM MODEL/19125 General

REVISION	DATE	BY	DESCRIPTION
03	23.03.2021	MK	DRAFT TENDER ISSUE GENERAL UPDATE
04	16.04.2021	AR	GENERAL UPDATE
05	02.08.2021	PM	GENERAL UPDATE
06	07.10.2021	AR	GENERAL UPDATE
07	18.11.2021	PM	NET AREA TENDER ISSUE
A	24.01.2022	PM	ISSUE FOR CONSTRUCTION
B	15.03.2022	PM	BCA ITEMS ADDRESSED
C	04.05.2022	AR	FOR CONSTRUCTION CERTIFICATE FITOUT P2 TO L10

**QUALITY ASSURANCE** (FK IS A CERTIFIED COMPANY TO ISO 9001:2015)

THIS PROJECT IS SUBJECT TO THE FK QUALITY ASSURANCE SYSTEM

- SCHEMATIC DESIGN REVIEW FOR THIS PROJECT IS COMPLETE. DATE OF REVIEW: 01.10.2020
- DESIGN DEVELOPMENT REVIEW FOR THIS PROJECT IS COMPLETE. DATE OF REVIEW: 01.10.2021
- TENDER DOCUMENTATION REVIEW FOR THIS PROJECT IS COMPLETE. DATE OF REVIEW: 11.11.21
- CONSTRUCTION DOCUMENTATION REVIEW FOR THIS DRAWING IS COMPLETE. DATE OF REVIEW: 18.01.2022

IF THIS DRAWING IS STAMPED UNCONTROLLED COPY THEN IT IS TO BE CONSIDERED A DRAFT. SUBJECT TO REVISION WITHOUT NOTICE

**NOTES**

THIS DRAWING IS COPYRIGHT AND SHALL REMAIN THE PROPERTY OF FENDER KATSALIDIS (AUST) PTY LTD. CHECK AND VERIFY ALL DIMENSIONS ON SITE PRIOR TO COMMENCING WORK. DRAWING TO BE READ IN CONJUNCTION WITH ALL OTHER CONTRACT DOCUMENTS. DO NOT SCALE DRAWINGS. USE FIGURED DIMENSIONS ONLY. SEEK CLARIFICATION OF INCONSISTENCIES / CONFLICTS.

DRAWN	DATE	CHECKED	PLOT DATE	JOB NO.	SCALE
AR	07.10.2022	PM	07.10.2022	19125	1:100@A1

**PROJECT**

MERITON SUITES CANBERRA  
 40 ALLARA ST  
 CANBERRA ACT 2061

**DRAWING TITLE**

LEVEL 04 GA FLOOR PLAN

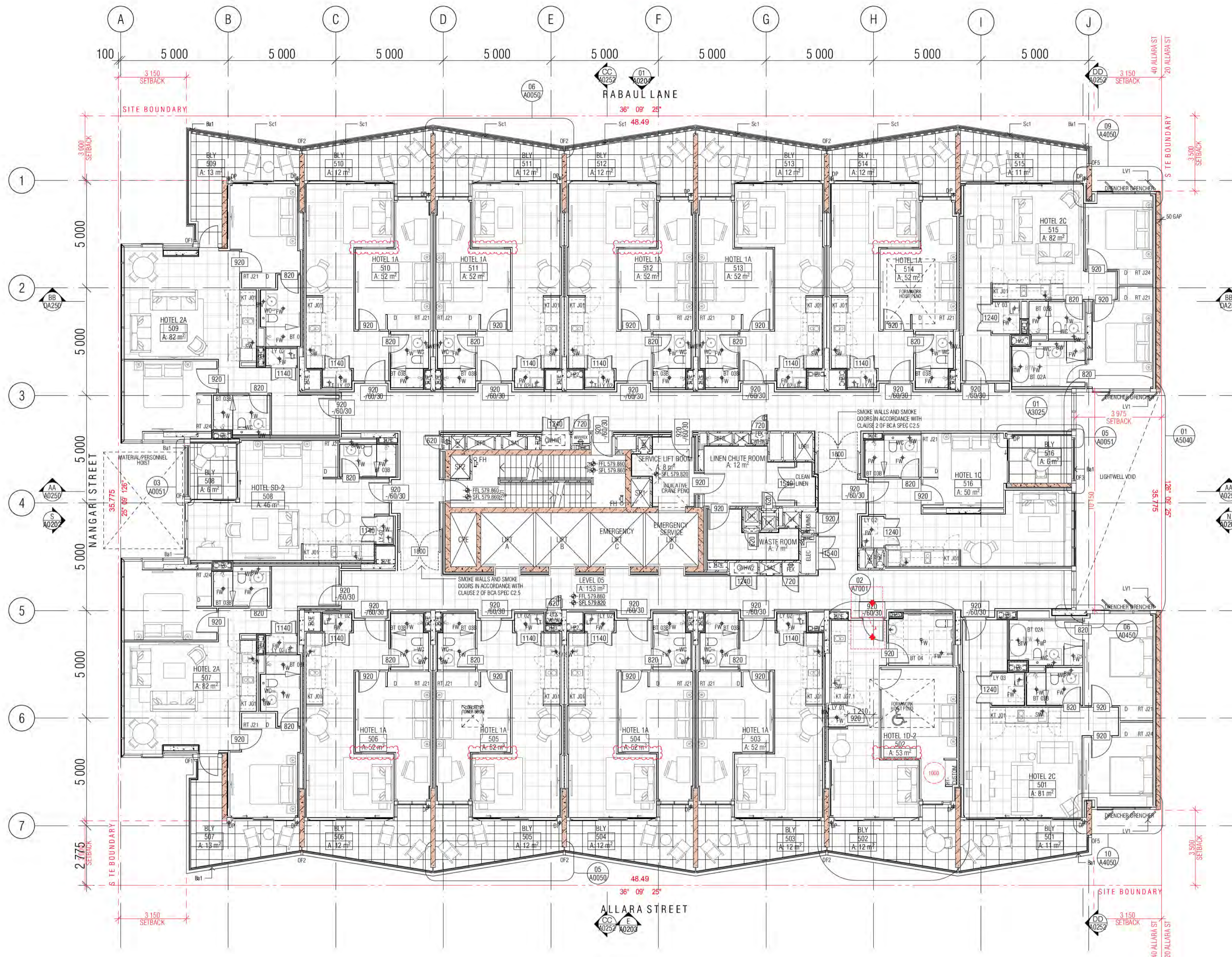
**FENDER KATSALIDIS**  
 WWW.FKAUSTRALIA.COM  
 L21, 259 GEORGE STREET, SYDNEY  
 NEW SOUTH WALES 2000 AUSTRALIA  
 TELEPHONE: +61 2 8216 3500  
 FENDER KATSALIDIS (AUST) PTY LTD ACN 092 943 032

**ISSUE PURPOSE**

FOR CONSTRUCTION

**FK**

REV: K  
 DRAWING NO: A0104



- GENERAL LEGEND**
- HOTEL 1A → SUITE TYPE
  - 101 → LEVEL/SUITE NUMBER
  - 4 m2 → SUITE AREA
  - SFL-33.250
  - LEVELS: SFL STRUCTURAL FLOOR LEVEL
  - NGL NATURAL GROUND LEVEL
  - PL FINISHED PAVING LEVEL
  - FFL FINISHED FLOOR LEVEL
  - (N) NEW
  - TK TOP OF KERB LEVEL
  - G GUTTER LEVEL
  - TBC TO BE CONFIRMED
  - VOS VERIFY ON SITE
  - FHR FIRE HOSE REEL
  - FH FIRE HYDRANT
  - FEX FIRE EXTINGUISHER
  - SZ SERVICES ZONE
  - SP STAIR PRESSURE
  - RC REFUSE CHUTE/WASTE
  - LC LINEN CHUTE
  - PL FINISH TAG (REFER FF&E TECHNICAL SCHEDULE)
  - A/C AIR CONDITIONING
  - A/P ACCESS PANEL
  - AWN AWNING
  - Ba1 BALUSTRADE TYPE 1, 2, 3...
  - BOL1 BOLLARD TYPE 1, 2, 3...
  - BLY BALCONY
  - BT BATHROOM TYPE 1, 2, 3
  - CI CONTROL JOINT
  - DP DOWNPIPE
  - FS0 FIRE STAIR 01.02...
  - FW FLOOR WASTE
  - KE KITCHEN EXHAUST
  - KT KITCHEN TYPE 1, 2, 3
  - LR LOBBY RELIEF
  - LS LOBBY SUPPLY
  - LV1 LOUVRE TYPE 1, 2, 3...
  - LY LAUNDRY TYPE 1, 2, 3...
  - M1 METAL SCREEN TYPE 1, 2, 3
  - M2 MECHANICAL EXHAUST
  - ML1 MECHANICAL LOUVRE (EXTERNAL) TYPE 1, 2, 3...
  - MV1 MECHANICAL LOUVRE (INTERNAL) TYPE 1, 2, 3...
  - OF1 OVER FLOW TYPE 1, 2, 3
  - PO PLANTER BOX OUTLET
  - RT ROBE TYPE 1, 2, 3
  - RWO RAIN WATER OUTLET

ALL TUNISH LOCATIONS TO BE COORDINATED HYDRAULIC ENGINEERS DRAWINGS

**WALL HATCHES**

- INSITU CONCRETE
- PRECAST CONCRETE
- CONCRETE BUND
- LOW PRECAST

**BCA certifiers**  
Date Issued: 14 August 2023  
BUILDING APPROVAL is amended under S.32 of the Building Act 2004. BCA Certifiers Australia Pty Ltd  
Sch 2.2(a)(ii)  
Approval is subject to the original conditions of approval dated 01 June 2022

01 LEVEL 05 GA FLOOR PLAN

REVISION	REVISION	REVISION	REVISION
03 DRAFT TENDER ISSUE GENERAL UPDATE	MK 23.03.2021	D FRIS TO ELEC. CURBOARD DOORS DELETED	PM 09.05.2022
04 GENERAL UPDATE	AR 16.04.2021	E DDA DOOR CLEARANCE	PM 10.05.2022
05 GENERAL UPDATE	PM 02.08.2021	F GENERAL UPDATE	PM 16.05.2022
06 GENERAL UPDATE	AR 07.10.2021	G GENERAL UPDATE P.L.R. BOARDS INCLUSION	AR 03.06.2022
07 WET AREA TENDER ISSUE	PM 18.11.2021	H NEW KITCHEN TYPES J01.1 AND J07.1	PM 10.06.2022
A ISSUE FOR CONSTRUCTION	PM 24.01.2022	I GENERAL UPDATE	AR 08.07.2022
B BCA ITEMS ADDRESSED	PM 15.03.2022	J SUITES 202 602 CUSTOM ACCESSIBLE ROBE	PM 05.10.2022
C FOR CONSTRUCTION CERTIFICATE FITOUT P2 TO L10	AR 04.05.2022	K WALL TYPE C7 REVISED COMPOSITE AND ADDITIONAL WINDOWS SUITE TYPE 1A	PM 07.10.2022

**QUALITY ASSURANCE** (FK IS A CERTIFIED COMPANY TO ISO 9001:2015)

THIS PROJECT IS SUBJECT TO THE FK QUALITY ASSURANCE SYSTEM

- SCHEMATIC DESIGN REVIEW FOR THIS PROJECT IS COMPLETE. DATE OF REVIEW: 01.10.2020
- DESIGN DEVELOPMENT REVIEW FOR THIS PROJECT IS COMPLETE. DATE OF REVIEW: 01.10.2021
- TENDER DOCUMENTATION REVIEW FOR THIS PROJECT IS COMPLETE. DATE OF REVIEW: 11.11.21
- CONSTRUCTION DOCUMENTATION REVIEW FOR THIS DRAWING IS COMPLETE. DATE OF REVIEW: 18.01.2022

IF THIS DRAWING IS STAMPED UNCONTROLLED COPY THEN IT IS TO BE CONSIDERED A DRAFT. SUBJECT TO REVISION WITHOUT NOTICE

**NOTES**

THIS DRAWING IS COPYRIGHT AND SHALL REMAIN THE PROPERTY OF FENDER KATSALIDIS (AUST) PTY LTD  
CHECK AND VERIFY ALL DIMENSIONS ON SITE PRIOR TO COMMENCING WORK. DRAWING TO BE READ IN CONJUNCTION WITH ALL OTHER CONTRACT DOCUMENTS. DO NOT SCALE DRAWINGS. USE FIGURED DIMENSIONS ONLY. SEEK CLARIFICATION OF INCONSISTENCIES / CONFLICTS.

DRAWN	DATE	CHECKED	PLOT DATE	JOB NO.	SCALE
AR	07.10.2022	PM	07.10.2022	19125	1:100@A1

**PROJECT**

MERITON SUITES CANBERRA  
40 ALLARA ST  
CANBERRA ACT 2061

**DRAWING TITLE**


LEVEL 05 GA FLOOR PLAN

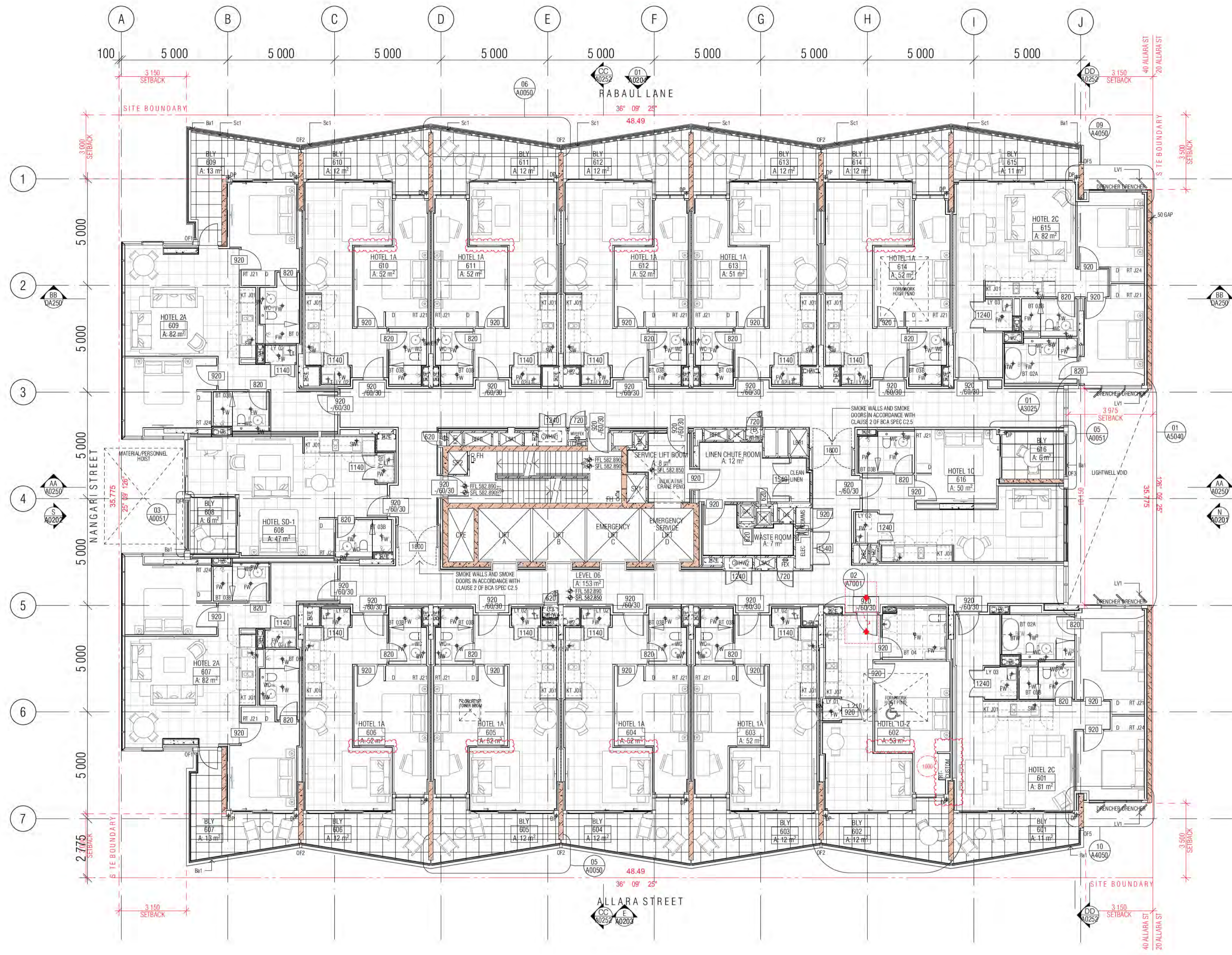
**FENDER KATSALIDIS**  
WWW.FKAUSTRALIA.COM  
L21, 269 GEORGE STREET, SYDNEY  
NEW SOUTH WALES 2000 AUSTRALIA  
TELEPHONE: +61 2 8216 3500  
FENDER KATSALIDIS (AUST) PTY LTD ACN 092 943 032

**ISSUE PURPOSE**

FOR CONSTRUCTION

**REV.** K **DRAWING NO.** A0105





- GENERAL LEGEND**
- HOTEL 1A → SUITE TYPE
  - 101 → LEVEL/SUITE NUMBER
  - 4 m2 → SUITE AREA
  - SFL-33.250
  - LEVELS: SFL STRUCTURAL FLOOR LEVEL
  - NGL NATURAL GROUND LEVEL
  - PL FINISHED PAVING LEVEL
  - FFL FINISHED FLOOR LEVEL
  - (N) NEW
  - TK TOP OF KERR LEVEL
  - G GUTTER LEVEL
  - TBC TO BE CONFIRMED
  - VOS VERIFY ON SITE
  - FHR FIRE HOSE REEL
  - FH FIRE HYDRANT
  - FEX FIRE EXTINGUISHER
  - SZ SERVICES ZONE
  - SP STAIR PRESSURE
  - RC REFUSE CHUTE/WASTE
  - LC LINEN CHUTE
  - PL FINISH TAG (REFER FF&E TECHNICAL SCHEDULE)
  - A/C AIR CONDITIONING
  - AP ACCESS PANEL
  - AWN AWNING
  - Ba1 BALUSTRADE TYPE 1, 2, 3...
  - BOL1 BOLLARD TYPE 1, 2, 3...
  - BLY BALCONY
  - BT BATHROOM TYPE 1, 2, 3
  - CT CONTROL JOINT
  - DP DOWNPIPE
  - FS01 FIRE STAIR 01.02...
  - FW FLOOR WASTE
  - KE KITCHEN EXHAUST
  - KT KITCHEN TYPE 1, 2, 3
  - LR LOBBY RELIEF
  - LS LOBBY SUPPLY
  - LY LOUVRE TYPE 1, 2, 3...
  - LY LAUNDRY TYPE 1, 2, 3...
  - M1 METAL SCREEN TYPE 1, 2, 3
  - ME MECHANICAL EXHAUST
  - ML1 MECHANICAL LOUVRE (EXTERNAL) TYPE 1, 2, 3...
  - ML2 MECHANICAL LOUVRE (INTERNAL) TYPE 1, 2, 3...
  - OV1 OVER FLOW TYPE 1, 2, 3
  - PO PLANTER BOX OUTLET
  - RT ROBE TYPE 1, 2, 3
  - RWO RAIN WATER OUTLET

- ALL TUNISH LOCATIONS TO BE COORDINATED HYDRAULIC ENGINEERS DRAWINGS
- WALL HATCHES**
- INSITU CONCRETE
  - PRECAST CONCRETE
  - CONCRETE BUND
  - LOW PRECAST

**BCA certifiers**  
 450-54 118 715 714  
 Date Issued:  
 14 August 2023  
 BUILDING APPROVAL  
 is amended under  
 S.32 of the  
 Building Act 2004.  
 BCA Certifiers  
 Australia Pty Ltd  
**Sch 2.2(a)(ii)**  
 Approval is subject to the  
 original conditions of  
 approval dated  
 01 June 2022

01 LEVEL 06 GA FLOOR PLAN

BIMcloud: FRM/CLOUD BIMcloud/19125 40 Allara St Canberra/00 MODEL/00 CD/BIM MODEL/19125 General

REVISION	REVISION	REVISION	REVISION	REVISION
03 DRAFT TENDER ISSUE GENERAL UPDATE	MK 23.03.2021	D FR'S TO ELEC. CURBOARD DOORS DELETED	PM 09.05.2022	
04 GENERAL UPDATE	AR 16.04.2021	E DDA DOOR CLEARANCE	PM 10.05.2022	
05 GENERAL UPDATE	PM 02.08.2021	F GENERAL UPDATE	PM 16.05.2022	
06 GENERAL UPDATE	AR 07.10.2021	G GENERAL UPDATE P.L.R. BOARDS INCLUSION	AR 03.06.2022	
07 WET AREA TENDER ISSUE	PM 18.11.2021	H NEW KITCHEN TYPES J01.1 AND J07.1	PM 10.06.2022	
A ISSUE FOR CONSTRUCTION	PM 24.01.2022	I GENERAL UPDATE	AR 08.07.2022	
B BCA ITEMS ADDRESSED	PM 15.03.2022	J SUITES 202 602 CUSTOM ACCESSIBLE ROBE	PM 05.10.2022	
C FOR CONSTRUCTION CERTIFICATE FITOUT P2 TO L10	AR 04.05.2022	K WALL TYPE C7 REVISED COMPOSITE AND ADDITIONAL WINDOWS SUITE TYPE 1A	PM 07.10.2022	

**QUALITY ASSURANCE** (FK IS A CERTIFIED COMPANY TO ISO 9001:2015)

THIS PROJECT IS SUBJECT TO THE FK QUALITY ASSURANCE SYSTEM

- SCHEMATIC DESIGN REVIEW FOR THIS PROJECT IS COMPLETE. DATE OF REVIEW: 01.10.2020
- DESIGN DEVELOPMENT REVIEW FOR THIS PROJECT IS COMPLETE. DATE OF REVIEW: 01.10.2021
- TENDER DOCUMENTATION REVIEW FOR THIS PROJECT IS COMPLETE. DATE OF REVIEW: 11.11.21
- CONSTRUCTION DOCUMENTATION REVIEW FOR THIS DRAWING IS YET TO BE COMPLETED.

IF THIS DRAWING IS STAMPED UNCONTROLLED COPY THEN IT IS TO BE CONSIDERED A DRAFT. SUBJECT TO REVISION WITHOUT NOTICE

**NOTES**

THIS DRAWING IS COPYRIGHT AND SHALL REMAIN THE PROPERTY OF FENDER KATSALIDIS (AUST) PTY LTD  
 CHECK AND VERIFY ALL DIMENSIONS ON SITE PRIOR TO COMMENCING WORK. DRAWING TO BE READ  
 IN CONJUNCTION WITH ALL OTHER CONTRACT DOCUMENTS. DO NOT SCALE DRAWINGS. USE FIGURED  
 DIMENSIONS ONLY. SEEK CLARIFICATION OF INCONSISTENCIES / CONFLICTS.

DRAWN	DATE	CHECKED	PLOT DATE	JOB NO.	SCALE
AR	07.10.2022	PM	07.10.2022	19125	1:100@A1

**PROJECT**

MERITON SUITES CANBERRA  
 40 ALLARA ST  
 CANBERRA ACT 2061

**DRAWING TITLE**

LEVEL 06 GA FLOOR PLAN

**ISSUE PURPOSE**

FOR CONSTRUCTION


**FENDER KATSALIDIS**  
 WWW.FKAUSTRALIA.COM  
 L21, 259 GEORGE STREET, SYDNEY  
 NEW SOUTH WALES 2000 AUSTRALIA  
 TELEPHONE: +61 2 8216 3500  
 FENDER KATSALIDIS (AUST) PTY LTD ACN 092 943 032

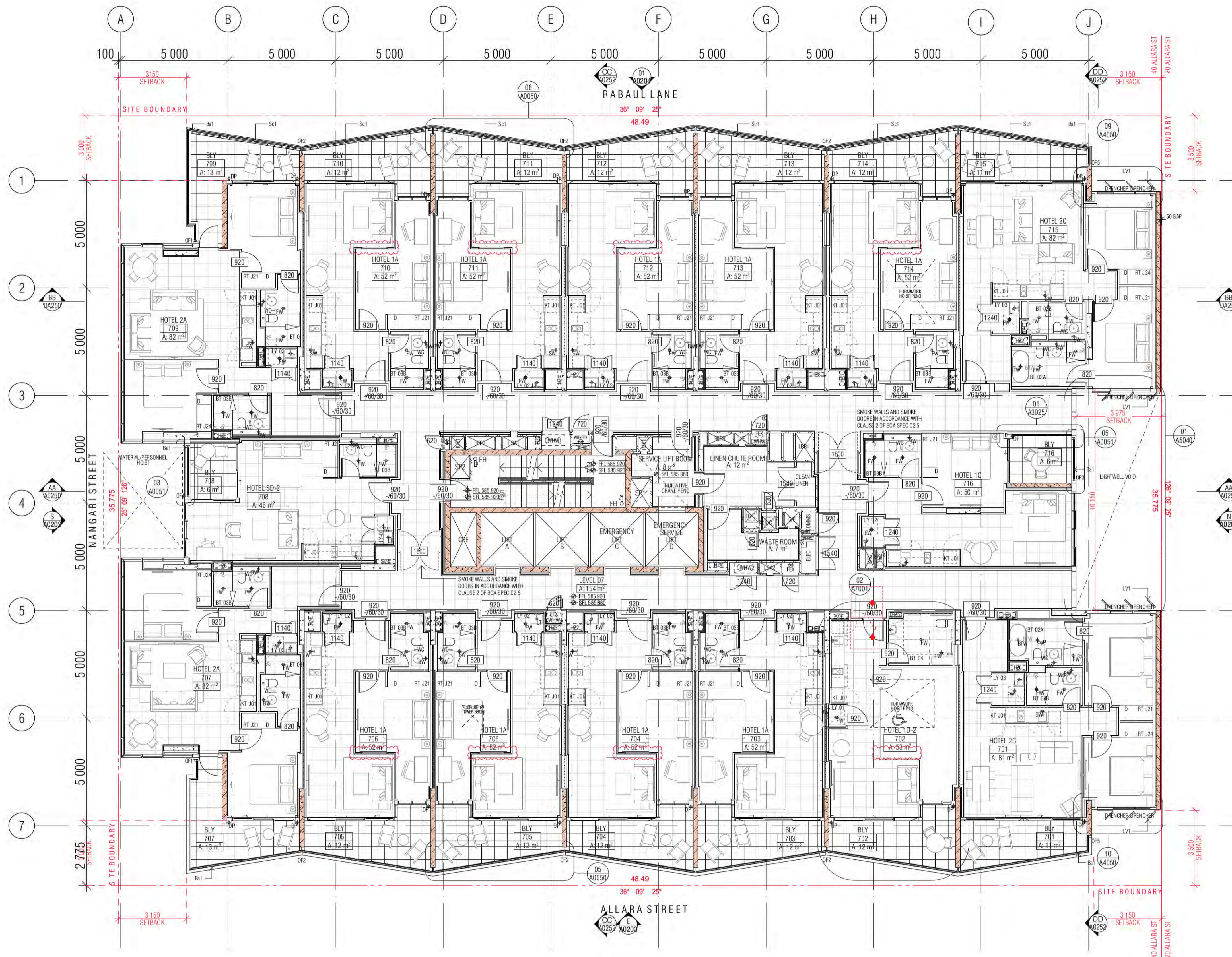
**REVISION**

K

**DRAWING NO.**

A0106





- GENERAL LEGEND**
- HOTEL 1A → SUITE TYPE
  - 101 → LEVEL/SUITE NUMBER
  - 4 m2 → SUITE AREA
  - SFL -33.250
  - LEVELS: SFL STRUCTURAL FLOOR LEVEL
  - NGL NATURAL GROUND LEVEL
  - PL FINISHED PAVING LEVEL
  - FLL FINISHED FLOOR LEVEL
  - (N) NEW
  - TK TOP OF KERR LEVEL
  - G GUTTER LEVEL
  - TBC TO BE CONFIRMED
  - VOS VERIFY ON SITE
  - FHR FIRE HOSE REEL
  - FH FIRE HYDRANT
  - FEX FIRE EXTINGUISHER
  - SZ SERVICES ZONE
  - SP STAIR PRESSURE
  - RC REFUSE CHUTE/WASTE
  - LC LINEN CHUTE
  - PL FINISH TAG (REFER FF&E TECHNICAL SCHEDULE)
  - A/C AIR CONDITIONING
  - A/P ACCESS PANEL
  - AWN AWNING
  - Ba1 BALUSTRADE TYPE 1, 2, 3...
  - BOL1 BOLLARD TYPE 1, 2, 3...
  - BLY BALCONY
  - BT BATHROOM TYPE 1, 2, 3
  - CI CONTROL JOINT
  - DP DOWNPIPE
  - FS01 FIRE STAIR 01.02...
  - FW FLOOR WASTE
  - KE KITCHEN EXHAUST
  - KT KITCHEN TYPE 1, 2, 3
  - LR LOBBY RELIEF
  - LS LOBBY SUPPLY
  - LV1 LOUVRE TYPE 1, 2, 3...
  - LY LAUNDRY TYPE 1, 2, 3...
  - M1 METAL SCREEN TYPE 1, 2, 3
  - ME MECHANICAL EXHAUST
  - ML1 MECHANICAL LOUVRE (EXTERNAL) TYPE 1, 2, 3...
  - MV1 MECHANICAL LOUVRE (INTERNAL) TYPE 1, 2, 3...
  - OF1 OVER FLOW TYPE 1, 2, 3
  - PO PLANTER BOX OUTLET
  - RT ROBE TYPE 1, 2, 3
  - RWO RAIN WATER OUTLET

- ALL TUNISH LOCATIONS TO BE COORDINATED  
HYDRAULIC ENGINEERS DRAWINGS
- WALL HATCHES**
- INSITU CONCRETE
  - PRECAST CONCRETE
  - CONCRETE BUND
  - LOW PRECAST

**BCA certifiers**  
Date Issued:  
14 August 2023  
BUILDING APPROVAL  
is amended under  
S.32 of the  
Building Act 2004.  
BCA Certifiers  
Australia Pty Ltd  
**Sch 2.2(a)(ii)**  
Approval is subject to the  
original conditions of  
approval dated  
01 June 2022

01 LEVEL 07 GA FLOOR PLAN

BIMcloud: FRM/CLD/UD BIMcloud/19125 40 Allara St Canberra/00 MODEL/00 CD/BIM MODEL/19125 General

REVISION	DATE	BY	DESCRIPTION
02	08.02.2021	PM	FOR CONSTRUCTION CERTIFICATE FITOUT P2 TO L10
03	23.03.2021	MK	FOR CONSTRUCTION CERTIFICATE FITOUT P2 TO L10
04	16.04.2021	AR	DDA DOOR CLEARANCE
05	02.08.2021	PM	GENERAL UPDATE
06	07.10.2021	AR	GENERAL UPDATE P.L.R. BOARDS INCLUSION
07	18.11.2021	PM	NEW KITCHEN TYPES J01.1 AND J07.1
A	24.01.2022	PM	GENERAL UPDATE
B	15.03.2022	PM	WALL TYPE C7 REVISED COMPOSITE AND ADDITIONAL WINDOWS SUITE TYPE 1A

REVISION	DATE	BY	DESCRIPTION
C	04.05.2022	AR	FOR CONSTRUCTION CERTIFICATE FITOUT P2 TO L10
D	09.05.2022	PM	FRILLS TO ELEC. CURBBOARD DOORS DELETED
E	10.05.2022	PM	DDA DOOR CLEARANCE
F	16.05.2022	PM	GENERAL UPDATE
G	03.06.2022	AR	GENERAL UPDATE P.L.R. BOARDS INCLUSION
H	10.06.2022	PM	NEW KITCHEN TYPES J01.1 AND J07.1
I	08.07.2022	AR	GENERAL UPDATE
J	07.10.2022	PM	WALL TYPE C7 REVISED COMPOSITE AND ADDITIONAL WINDOWS SUITE TYPE 1A

**QUALITY ASSURANCE** (FK IS A CERTIFIED COMPANY TO ISO 9001:2015)

THIS PROJECT IS SUBJECT TO THE FK QUALITY ASSURANCE SYSTEM

- SCHEMATIC DESIGN REVIEW FOR THIS PROJECT IS COMPLETE. DATE OF REVIEW: 01.10.2020
- DESIGN DEVELOPMENT REVIEW FOR THIS PROJECT IS COMPLETE. DATE OF REVIEW: 01.10.2021
- TENDER DOCUMENTATION REVIEW FOR THIS PROJECT IS COMPLETE. DATE OF REVIEW: 11.11.21
- CONSTRUCTION DOCUMENTATION REVIEW FOR THIS DRAWING IS YET TO BE COMPLETED.

IF THIS DRAWING IS STAMPED UNCONTROLLED COPY THEN IT IS TO BE CONSIDERED A DRAFT. SUBJECT TO REVISION WITHOUT NOTICE

**NOTES**

THIS DRAWING IS COPYRIGHT AND SHALL REMAIN THE PROPERTY OF FENDER KATSALIDIS (AUST) PTY LTD  
CHECK AND VERIFY ALL DIMENSIONS ON SITE PRIOR TO COMMENCING WORK. DRAWING TO BE READ  
IN CONJUNCTION WITH ALL OTHER CONTRACT DOCUMENTS. DO NOT SCALE DRAWINGS. USE FIGURED  
DIMENSIONS ONLY. SEEK CLARIFICATION OF INCONSISTENCIES / CONFLICTS.

DRAWN	DATE	CHECKED	PLOT DATE	JOB NO.	SCALE
AR	07.10.2022	PM	07.10.2022	19125	1:100@A1

**PROJECT**

MERITON SUITES CANBERRA  
40 ALLARA ST  
CANBERRA ACT 2061

**DRAWING TITLE**

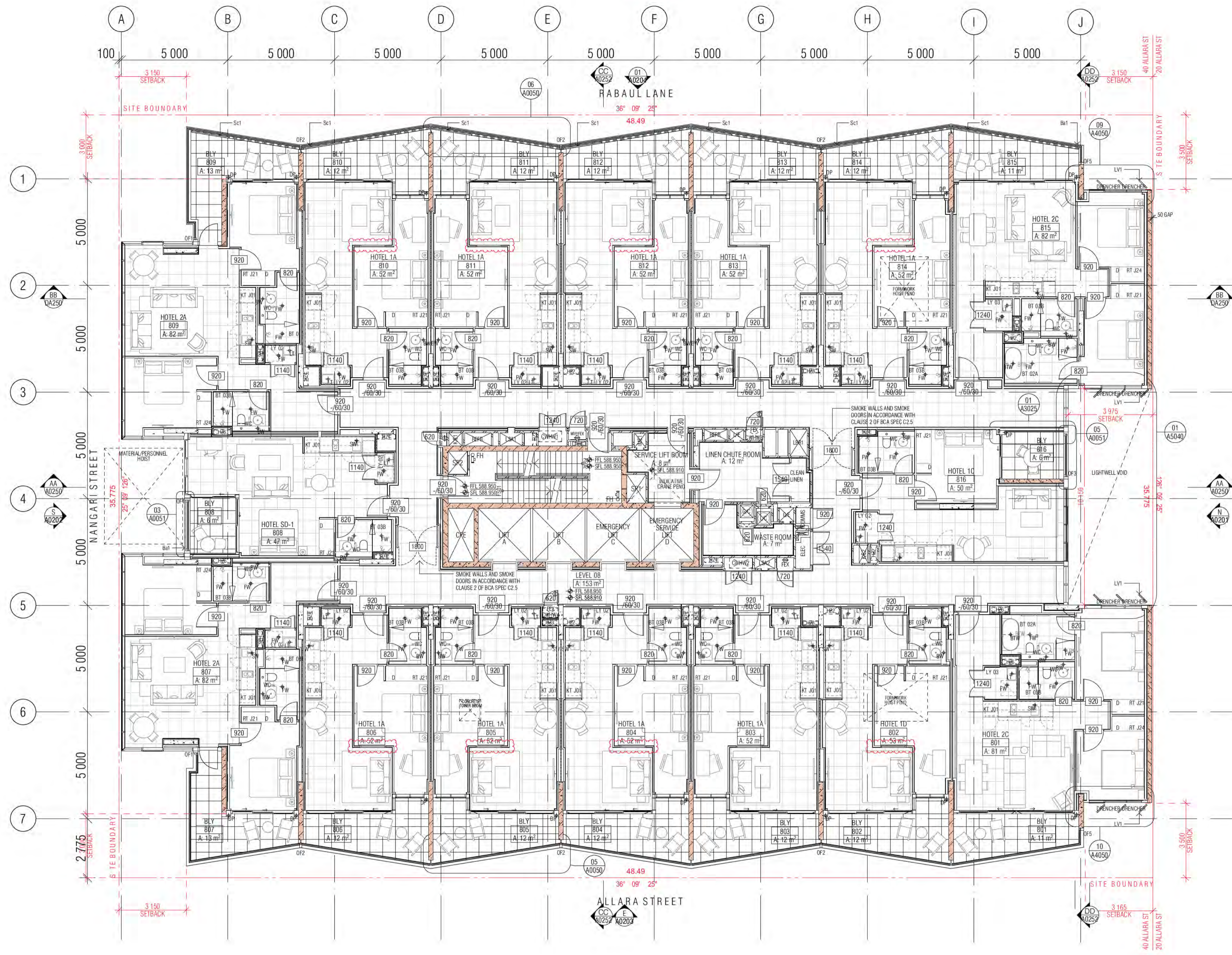
LEVEL 07 GA FLOOR PLA

**FENDER KATSALIDIS**  
WWW.FKAUSTRALIA.COM  
L21, 259 GEORGE STREET, SYDNEY  
NEW SOUTH WALES 2000 AUSTRALIA  
TELEPHONE: +61 2 8216 3500  
FENDER KATSALIDIS (AUST) PTY LTD ACN 092 943 032

**ISSUE PURPOSE**

FOR CONSTRUCTION

**REV.** J  
**DRAWING NO.** A0107



- GENERAL LEGEND**
- HOTEL 1A → SUITE TYPE
  - 101 → LEVEL/SUITE NUMBER
  - 4 m2 → SUITE AREA
  - SFL-33.250 → LEVELS: SFL STRUCTURAL FLOOR LEVEL
  - NGL → NATURAL GROUND LEVEL
  - PL → FINISHED PAVING LEVEL
  - FFL → FINISHED FLOOR LEVEL
  - (N) → NEW
  - TK → TOP OF KERB LEVEL
  - G → GUTTER LEVEL
  - TBC → TO BE CONFIRMED
  - VOS → VERIFY ON SITE
  - FHR → FIRE HOSE REEL
  - FH → FIRE HYDRANT
  - FEX → FIRE EXTINGUISHER
  - SZ → SERVICES ZONE
  - SP → STAIR PRESSURE
  - RC → REFUSE CHUTE/WASTE
  - LC → LINEN CHUTE
  - PL → FINISH TAG (REFER FF&E TECHNICAL SCHEDULE)
  - A/C → AIR CONDITIONING
  - A/P → ACCESS PANEL
  - AWN → AWNING
  - Ba1 → BALUSTRADE TYPE 1, 2, 3...
  - Bo1 → BOLLARD TYPE 1, 2, 3...
  - BLY → BALCONY
  - BT → BATHROOM TYPE 1, 2, 3
  - CJ → CONTROL JOINT
  - DP → DOWNPIPE
  - FS01 → FIRE STAIR 01.02...
  - FW → FLOOR WASTE
  - KE → KITCHEN EXHAUST
  - KT → KITCHEN TYPE 1, 2, 3
  - LR → LOBBY RELIEF
  - LS → LOBBY SUPPLY
  - LV1 → LOUVRE TYPE 1, 2, 3...
  - LY → LAUNDRY TYPE 1, 2, 3...
  - M1 → METAL SCREEN TYPE 1, 2, 3
  - ME → MECHANICAL EXHAUST
  - MU1 → MECHANICAL LOUVRE (EXTERNAL) TYPE 1, 2, 3...
  - MVI → MECHANICAL LOUVRE (INTERNAL) TYPE 1, 2, 3...
  - OF1 → OVER FLOW TYPE 1, 2, 3
  - PO → PLANTER BOX OUTLET
  - RT → ROBE TYPE 1, 2, 3
  - RWO → RAIN WATER OUTLET

- ALL TUNISH LOCATIONS TO BE COORDINATED HYDRAULIC ENGINEERS DRAWINGS
- WALL HATCHES**
- INSITU CONCRETE
  - PRECAST CONCRETE
  - CONCRETE BUND
  - LOW PRECAST

**BCA certifiers**  
 450-548 718 715 716  
 Date Issued:  
 14 August 2023  
 BUILDING APPROVAL  
 is amended under  
 S.32 of the  
 Building Act 2004.  
 BCA Certifiers  
 Australia Pty Ltd  
**Sch 2.2(a)(ii)**  
 Approval is subject to the  
 original conditions of  
 approval dated  
 01 June 2022

01 LEVEL 08 GA FLOOR PLAN

BIMcloud: FRM/CLD/UD BIMcloud/19125 40 Allara St Canberra/00 MODEL/00 CD/BIM MODEL/19125 General

REVISION	REVISION	DATE
01	GENERAL UPDATE	18.12.2020
02	DRAFT TENDER ISSUE	19.01.2021
03	PRECAST ELEMENTS AND FURNITURE HIGHLIGHTED ON GAS	08.02.2021
04	DRAFT TENDER ISSUE GENERAL UPDATE	23.03.2021
05	GENERAL UPDATE	16.04.2021
06	GENERAL UPDATE	02.08.2021
07	GENERAL UPDATE	07.10.2021
07	WET AREA TENDER ISSUE	18.11.2021

REVISION	REVISION	DATE
A	ISSUE FOR CONSTRUCTION	24.01.2022
B	BCA DDA COMMENTS ADDRESSED	15.03.2022
C	FOR CONSTRUCTION CERTIFICATE FITOUT P2 TO L10	04.05.2022
D	FRLS TO ELEC. CURBOARD DOORS DELETED	09.05.2022
E	GENERAL UPDATE	16.05.2022
F	GENERAL UPDATE P.L.R. BOARDS INCLUSION	03.06.2022
G	GENERAL UPDATE	08.07.2022
H	WALL TYPE C7 REVISED COMPOSITE AND ADDITIONAL WINDOWS SUITE 1A	07.10.2022

**QUALITY ASSURANCE** (FK IS A CERTIFIED COMPANY TO ISO 9001:2015)

THIS PROJECT IS SUBJECT TO THE FK QUALITY ASSURANCE SYSTEM

- SCHEMATIC DESIGN REVIEW FOR THIS PROJECT IS COMPLETE. DATE OF REVIEW: 01.10.2020
- DESIGN DEVELOPMENT REVIEW FOR THIS PROJECT IS COMPLETE. DATE OF REVIEW: 01.10.2021
- TENDER DOCUMENTATION REVIEW FOR THIS PROJECT IS COMPLETE. DATE OF REVIEW: 11.11.21
- CONSTRUCTION DOCUMENTATION REVIEW FOR THIS DRAWING IS COMPLETE. DATE OF REVIEW: 18.01.2022

IF THIS DRAWING IS STAMPED UNCONTROLLED COPY THEN IT IS TO BE CONSIDERED A DRAFT. SUBJECT TO REVISION WITHOUT NOTICE

**NOTES**

THIS DRAWING IS COPYRIGHT AND SHALL REMAIN THE PROPERTY OF FENDER KATSALIDIS (AUST) PTY LTD  
 CHECK AND VERIFY ALL DIMENSIONS ON SITE PRIOR TO COMMENCING WORK. DRAWING TO BE READ  
 IN CONJUNCTION WITH ALL OTHER CONTRACT DOCUMENTS. DO NOT SCALE DRAWINGS. USE FIGURED  
 DIMENSIONS ONLY. SEEK CLARIFICATION OF INCONSISTENCIES / CONFLICTS.

**DRAWN** AR    **DATE** 07.10.2022    **CHECKED** PM    **PLOT DATE** 07.10.2022    **JOB NO.** 19125    **SCALE** 1:100@A1

**PROJECT**  
 MERITON SUITES CANBERRA  
 40 ALLARA ST  
 CANBERRA ACT 2061

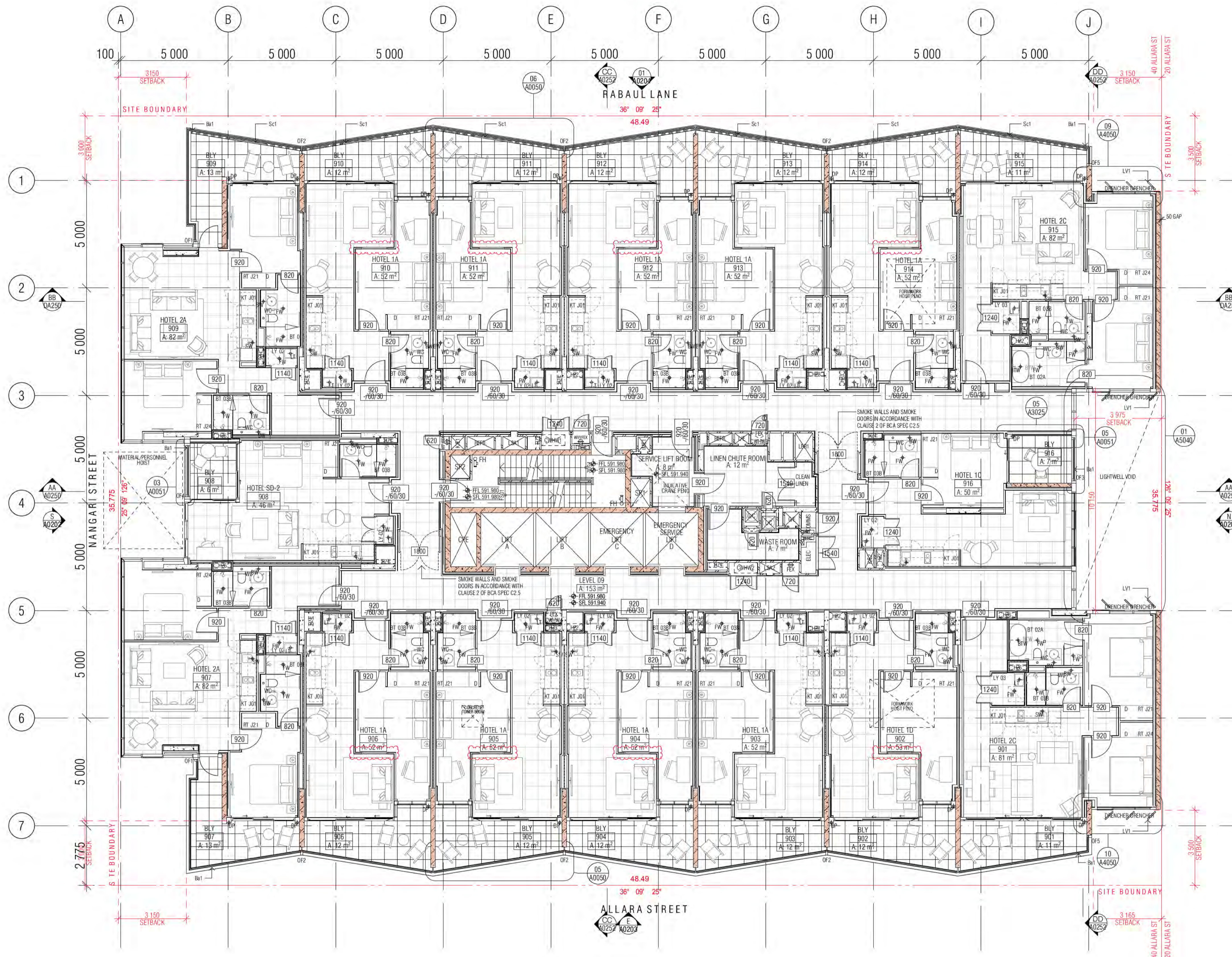
**DRAWING TITLE**  
 LEVEL 08 GA FLOOR PLAN

**FENDER KATSALIDIS**  
 WWW.FKAUSTRALIA.COM  
 L21, 259 GEORGE STREET, SYDNEY  
 NEW SOUTH WALES 2000 AUSTRALIA  
 TELEPHONE: +61 2 8216 3500  
 FENDER KATSALIDIS (AUST) PTY LTD ACN 092 943 032

**ISSUE PURPOSE**  
 FOR CONSTRUCTION

**FK**

**REVISION** H    **DRAWING NO.** A0108



- GENERAL LEGEND**
- HOTEL 1A → SUITE TYPE
  - 101 → LEVEL/SUITE NUMBER
  - 4 m2 → SUITE AREA
  - SFL -33.250
  - LEVELS: SFL STRUCTURAL FLOOR LEVEL
  - NGL NATURAL GROUND LEVEL
  - PL FINISHED PAVING LEVEL
  - FFL FINISHED FLOOR LEVEL
  - (N) NEW
  - TK TOP OF KERR LEVEL
  - G GUTTER LEVEL
  - TBC TO BE CONFIRMED
  - VOS VERIFY ON SITE
  - FHR FIRE HOSE REEL
  - FH FIRE HYDRANT
  - FEX FIRE EXTINGUISHER
  - SZ SERVICES ZONE
  - SP STAIR PRESSURE
  - RC REFUSE CHUTE/WASTE
  - LC LINEN CHUTE
  - PL FINISH TAG (REFER FF&E TECHNICAL SCHEDULE)
  - A/C AIR CONDITIONING
  - A/P ACCESS PANEL
  - AWN AWNING
  - Ba1 BALUSTRADE TYPE 1, 2, 3...
  - BOL1 BOLLARD TYPE 1, 2, 3...
  - BLY BALCONY
  - BT BATHROOM TYPE 1, 2, 3
  - CT CONTROL JOINT
  - DP DOWNPIPE
  - FS01 FIRE STAIR 01.02...
  - FW FLOOR WASTE
  - KE KITCHEN EXHAUST
  - KT KITCHEN TYPE 1, 2, 3
  - LR LOBBY RELIEF
  - LS LOBBY SUPPLY
  - LV1 LOUVRE TYPE 1, 2, 3...
  - LY LAUNDRY TYPE 1, 2, 3...
  - M1 METAL SCREEN TYPE 1, 2, 3
  - M2 MECHANICAL EXHAUST
  - ML1 MECHANICAL LOUVRE (EXTERNAL) TYPE 1, 2, 3...
  - MV1 MECHANICAL LOUVRE (INTERNAL) TYPE 1, 2, 3...
  - OF1 OVER FLOW TYPE 1, 2, 3
  - PO PLANTER BOX OUTLET
  - RT ROBE TYPE 1, 2, 3
  - RWO RAIN WATER OUTLET

ALL TUNISH LOCATIONS TO BE COORDINATED  
HYDRAULIC ENGINEERS DRAWINGS

- WALL HATCHES**
- INSITU CONCRETE
  - PRECAST CONCRETE
  - CONCRETE BUND
  - LOW PRECAST

**BCA certifiers**  
Date Issued:  
14 August 2023  
BUILDING APPROVAL  
is amended under  
S.32 of the  
Building Act 2004.  
BCA Certifiers  
Australia Pty Ltd  
**Sch 2.2(a)(ii)**  
Approval is subject to the  
original conditions of  
approval dated  
01 June 2022

01 LEVEL 09 GA FLOOR PLAN

BIMcloud: FRBIMCLOUD BIMcloud19125 40 Allara St Canberra\00 MODEL\00 CD\BIM MODEL\19125 General

REVISION	REVISION	DATE	DATE
01 GENERAL UPDATE	RH 18.12.2020	A ISSUE FOR CONSTRUCTION	PM 24.01.2022
02 DRAFT TENDER ISSUE	MK 19.01.2021	B BCA DDA COMMENTS ADDRESSED	PM 15.03.2022
03 PRECAST ELEMENTS AND FURNITURE HIGHLIGHTED ON GAS	PM 08.02.2021	C FOR CONSTRUCTION CERTIFICATE FITOUT P2 TO L10	AR 04.05.2022
04 DRAFT TENDER ISSUE GENERAL UPDATE	MK 23.03.2021	D FRLS TO ELEC. CURBOARD DOORS DELETED	PM 09.05.2022
05 GENERAL UPDATE	AR 16.04.2021	E GENERAL UPDATE	PM 16.05.2022
06 GENERAL UPDATE	PM 02.08.2021	F GENERAL UPDATE P.L.R. BOARDS INCLUSION	AR 03.06.2022
07 GENERAL UPDATE	AR 07.10.2021	G GENERAL UPDATE	AR 08.07.2022
08 WET AREA TENDER ISSUE	PM 18.11.2021	H WALL TYPE C7 REVISED COMPOSITE AND ADDITIONAL WINDOWS SUITE 1A	PM 07.10.2022

**QUALITY ASSURANCE** (FK IS A CERTIFIED COMPANY TO ISO 9001:2015)

THIS PROJECT IS SUBJECT TO THE FK QUALITY ASSURANCE SYSTEM

- SCHEMATIC DESIGN REVIEW FOR THIS PROJECT IS COMPLETE. DATE OF REVIEW: 01.10.2020
- DESIGN DEVELOPMENT REVIEW FOR THIS PROJECT IS COMPLETE. DATE OF REVIEW: 01.10.2021
- TENDER DOCUMENTATION REVIEW FOR THIS PROJECT IS COMPLETE. DATE OF REVIEW: 11.11.21
- CONSTRUCTION DOCUMENTATION REVIEW FOR THIS DRAWING IS COMPLETE. DATE OF REVIEW: 18.01.2022

IF THIS DRAWING IS STAMPED UNCONTROLLED COPY THEN IT IS TO BE CONSIDERED A DRAFT. SUBJECT TO REVISION WITHOUT NOTICE

**NOTES**

THIS DRAWING IS COPYRIGHT AND SHALL REMAIN THE PROPERTY OF FENDER KATSALIDIS (AUST) PTY LTD  
CHECK AND VERIFY ALL DIMENSIONS ON SITE PRIOR TO COMMENCING WORK. DRAWING TO BE READ  
IN CONJUNCTION WITH ALL OTHER CONTRACT DOCUMENTS. DO NOT SCALE DRAWINGS. USE FIGURED  
DIMENSIONS ONLY. SEEK CLARIFICATION OF INCONSISTENCIES / CONFLICTS.

DRAWN	DATE	CHECKED	PLOT DATE	JOB NO.	SCALE
AR	07.10.2022	PM	07.10.2022	19125	1:100@A1



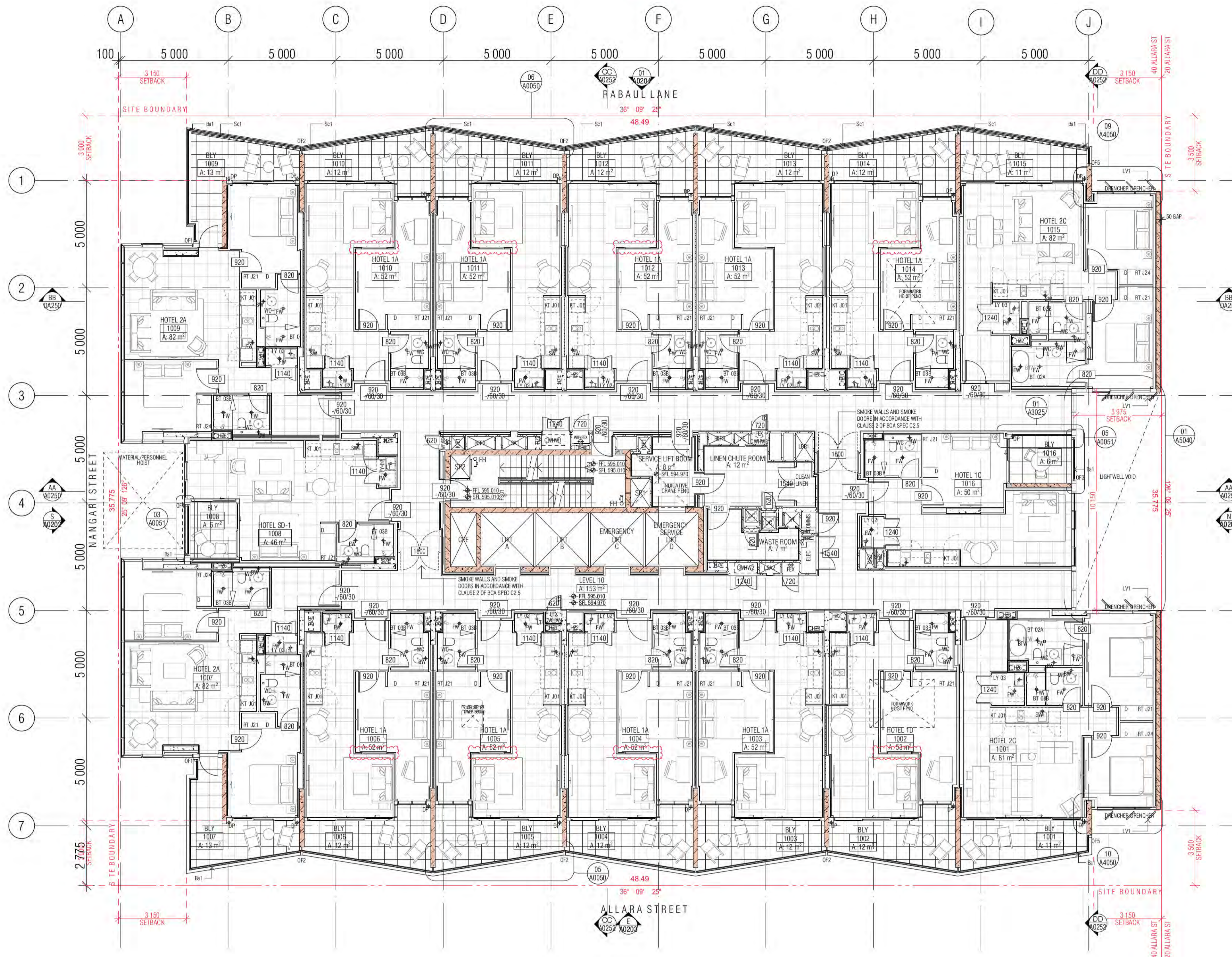
**PROJECT**  
MERITON SUITES CANBERRA  
40 ALLARA ST  
CANBERRA ACT 2061

**DRAWING TITLE**  
LEVEL 09 GA FLOOR PLAN

**FENDER KATSALIDIS**  
WWW.FKAUSTRALIA.COM  
L21, 259 GEORGE STREET, SYDNEY  
NEW SOUTH WALES 2000 AUSTRALIA  
TELEPHONE: +61 2 8216 3500  
FENDER KATSALIDIS (AUST) PTY LTD ACN 092 943 032

**ISSUE PURPOSE**  
FOR CONSTRUCTION

**REV.** H  
**DRAWING NO.** A0109



**GENERAL LEGEND**

- HOTEL 1A → SUITE TYPE
- 1011 → LEVEL/SUITE NUMBER
- 4 m2 → SUITE AREA
- SFL -33.250
- LEVELS: SFL STRUCTURAL FLOOR LEVEL
- NGL NATURAL GROUND LEVEL
- PL FINISHED PAVING LEVEL
- FFL FINISHED FLOOR LEVEL
- (N) NEW
- TK TOP OF KERR LEVEL
- G GUTTER LEVEL
- TBC TO BE CONFIRMED
- VOS VERIFY ON SITE
- FHR FIRE HOSE REEL
- FH FIRE HYDRANT
- FEX FIRE EXTINGUISHER
- SZ SERVICES ZONE
- SP STAIR PRESSURE
- RC REFUSE CHUTE/WASTE
- LC LINEN CHUTE
- PL FINISH TAG (REFER FF&E TECHNICAL SCHEDULE)
- A/C AIR CONDITIONING
- A/P ACCESS PANEL
- AWN AWNING
- Ba1 BALUSTRADE TYPE 1, 2, 3...
- BOL1 BOLLARD TYPE 1, 2, 3...
- BLY BALCONY
- BT BATHROOM TYPE 1, 2, 3
- CI CONTROL JOINT
- DP DOWNPIPE
- FS01 FIRE STAIR 01.02...
- FW FLOOR WASTE
- KE KITCHEN EXHAUST
- KT KITCHEN TYPE 1, 2, 3
- LR LOBBY RELIEF
- LS LOBBY SUPPLY
- LV1 LOUVRE TYPE 1, 2, 3...
- LY LAUNDRY TYPE 1, 2, 3...
- M1 METAL SCREEN TYPE 1, 2, 3
- ME MECHANICAL EXHAUST
- ML1 MECHANICAL LOUVRE (EXTERNAL) TYPE 1, 2, 3...
- MV1 MECHANICAL LOUVRE (INTERNAL) TYPE 1, 2, 3...
- OF1 OVER FLOW TYPE 1, 2, 3
- PO PLANTER BOX OUTLET
- RT ROBE TYPE 1, 2, 3
- RWO RAIN WATER OUTLET

ALL TUNISH LOCATIONS TO BE COORDINATED WITH HYDRAULIC ENGINEERS DRAWINGS

- WALL HATCHES
- INSITU CONCRETE
- PRECAST CONCRETE
- CONCRETE BUND
- LOW PRECAST

**BCA certifiers**  
 450-54 118 715 714  
 Date Issued:  
 14 August 2023  
 BUILDING APPROVAL  
 is amended under  
 S.32 of the  
 Building Act 2004.  
 BCA Certifiers  
 Australia Pty Ltd  
**Sch 2.2(a)(ii)**  
 Approval is subject to the  
 original conditions of  
 approval dated  
 01 June 2022

01 LEVEL 10 GA FLOOR PLAN

BIMcloud: FRBIMCLOUD BIMcloud19125 40 Allara St Canberra\00 MODEL\00 CD\BIM MODEL\19125 General

REVISION	DATE	BY	DESCRIPTION
01	18.12.2020	RH	GENERAL UPDATE
02	19.01.2021	MK	DRAFT TENDER ISSUE
03	08.02.2021	PM	PRECAST ELEMENTS AND FURNITURE HIGHLIGHTED ON GAS
04	23.03.2021	MK	DRAFT TENDER ISSUE GENERAL UPDATE
05	16.04.2021	PM	GENERAL UPDATE
06	08.10.2021	AR	GENERAL UPDATE
07	18.11.2021	PM	WET AREA TENDER ISSUE
08	24.01.2022	PM	ISSUE FOR CONSTRUCTION

REVISION	DATE	BY	DESCRIPTION
B	15.03.2022	PM	BCA ODA COMMENTS ADDRESSED
C	04.05.2022	AR	FOR CONSTRUCTION CERTIFICATE FITOUT P2 TO L10
D	09.05.2022	PM	FRLS TO ELEC. CUPBOARD DOORS DELETED
E	16.05.2022	PM	GENERAL UPDATE
F	03.06.2022	AR	GENERAL UPDATE P.L.R. BOARDS INCLUSION
G	08.07.2022	AR	GENERAL UPDATE
H	07.10.2022	PM	WALL TYPE CT REVISED COMPOSITE AND ADDITIONAL WINDOWS SUITE TYPE 1A

QUALITY ASSURANCE	DATE OF REVIEW
SCHEMATIC DESIGN REVIEW FOR THIS PROJECT IS COMPLETE.	01.10.2020
DESIGN DEVELOPMENT REVIEW FOR THIS PROJECT IS COMPLETE.	01.10.2021
TENDER DOCUMENTATION REVIEW FOR THIS PROJECT IS COMPLETE.	11.11.21
CONSTRUCTION DOCUMENTATION REVIEW FOR THIS DRAWING IS COMPLETE.	18.01.2022

NOTES
THIS DRAWING IS COPYRIGHT AND SHALL REMAIN THE PROPERTY OF FENDER KATSALIDIS (AUST) PTY LTD
CHECK AND VERIFY ALL DIMENSIONS ON SITE PRIOR TO COMMENCING WORK. DRAWING TO BE READ IN CONJUNCTION WITH ALL OTHER CONTRACT DOCUMENTS. DO NOT SCALE DRAWINGS. USE FIGURED DIMENSIONS ONLY. SEEK CLARIFICATION OF INCONSISTENCIES / CONFLICTS.



**PROJECT**  
 MERITON SUITES CANBERRA  
 40 ALLARA ST  
 CANBERRA ACT 2061

**DRAWN**  
 AR

**DATE**  
 07.10.2022

**CHECKED**  
 PM

**PLOT DATE**  
 07.10.2022

**JOB NO.**  
 19125

**SCALE**  
 1:100@A1

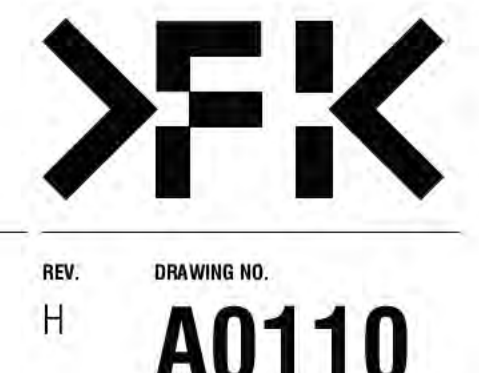
**DRAWING TITLE**  
 LEVEL 10 GA FLOOR PLAN

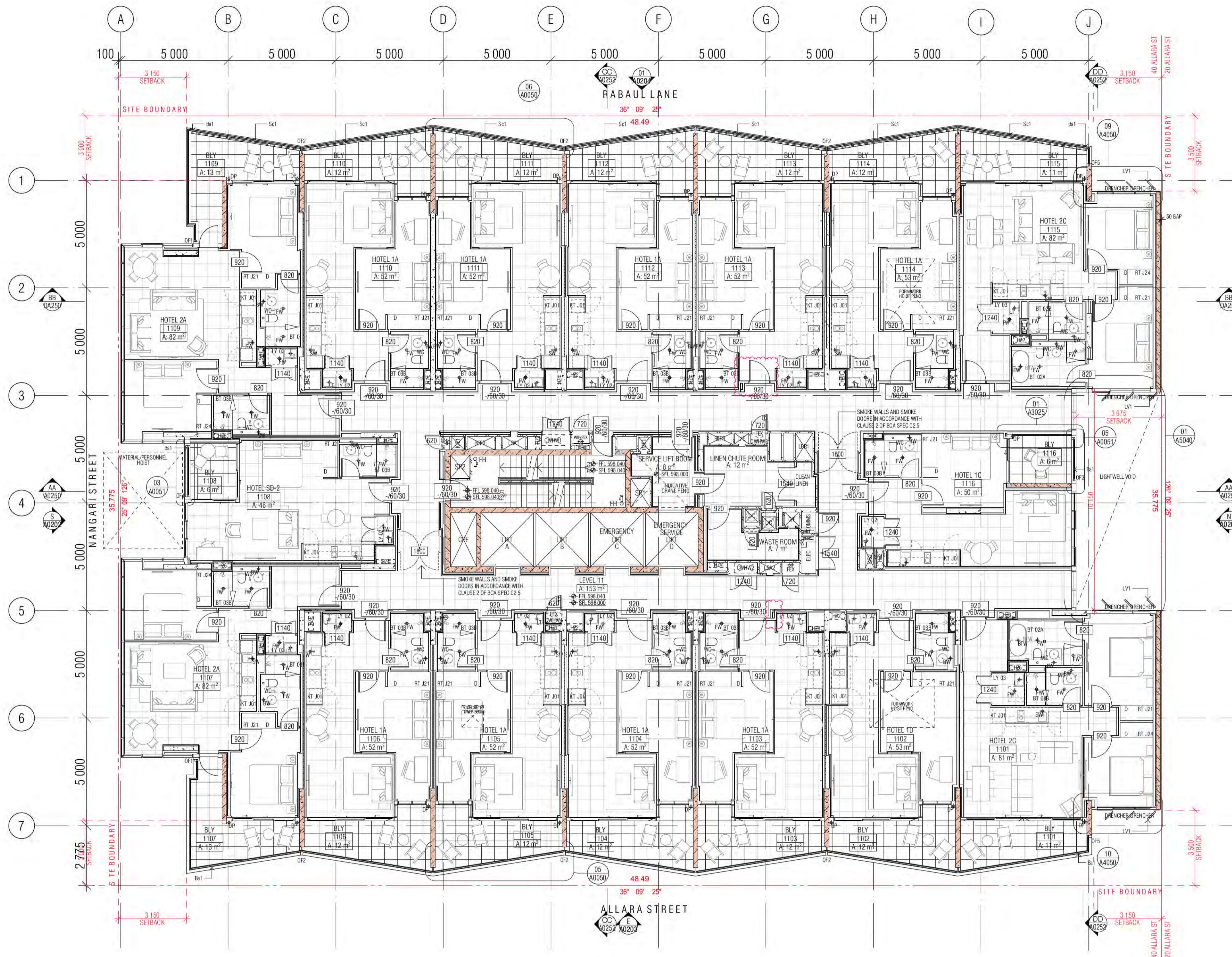
**ISSUE PURPOSE**  
 FOR CONSTRUCTION

**REV.**  
 H

**DRAWING NO.**  
 A0110

**FENDER KATSALIDIS**  
 WWW.FKAUSTRALIA.COM  
 L21, 259 GEORGE STREET, SYDNEY  
 NEW SOUTH WALES 2000 AUSTRALIA  
 TELEPHONE: +61 2 8216 3500  
 FENDER KATSALIDIS (AUST) PTY LTD ACN 092 943 032





**GENERAL LEGEND**

- HOTEL 1A → SUITE TYPE
- 101 → LEVEL/SUITE NUMBER
- 4 m2 → SUITE AREA
- SFL-33.250
- LEVELS: SFL STRUCTURAL FLOOR LEVEL
- NGL NATURAL GROUND LEVEL
- PL FINISHED PAVING LEVEL
- FFL FINISHED FLOOR LEVEL
- (N) NEW
- TK TOP OF KERR LEVEL
- G GUTTER LEVEL
- TBC TO BE CONFIRMED
- VOS VERIFY ON SITE
- FHR FIRE HOSE REEL
- FH FIRE HYDRANT
- FEX FIRE EXTINGUISHER
- SZ SERVICES ZONE
- SP STAIR PRESSURE
- RC REFUSE CHUTE/WASTE
- LC LINEN CHUTE
- PL FINISH TAG (REFER FF&E TECHNICAL SCHEDULE)
- A/C AIR CONDITIONING
- A/P ACCESS PANEL
- AWN AWNING
- Ba1 BALUSTRADE TYPE 1, 2, 3...
- BOL1 BOLLARD TYPE 1, 2, 3...
- BLY BALCONY
- BT BATHROOM TYPE 1, 2, 3
- CI CONTROL JOINT
- DP DOWNPIPE
- FS01 FIRE STAIR 01.02...
- FW FLOOR WASTE
- KE KITCHEN EXHAUST
- KT KITCHEN TYPE 1, 2, 3
- LR LOBBY RELIEF
- LS LOBBY SUPPLY
- LV1 LOUVRE TYPE 1, 2, 3...
- LY LAUNDRY TYPE 1, 2, 3...
- M1 METAL SCREEN TYPE 1, 2, 3
- M2 MECHANICAL EXHAUST
- ML1 MECHANICAL LOUVRE (EXTERNAL) TYPE 1, 2, 3...
- MV1 MECHANICAL LOUVRE (INTERNAL) TYPE 1, 2, 3...
- OF1 OVER FLOW TYPE 1, 2, 3
- PO PLANTER BOX OUTLET
- RT ROBE TYPE 1, 2, 3
- RWO RAIN WATER OUTLET

ALL TUNISH LOCATIONS TO BE COORDINATED HYDRAULIC ENGINEERS DRAWINGS

- WALL HATCHES
- INSITU CONCRETE
- PRECAST CONCRETE
- CONCRETE BUND
- LOW PRECAST

**BCA certifiers**  
 Date Issued: 14 August 2023  
 BUILDING APPROVAL is amended under S.32 of the Building Act 2004. BCA Certifiers Australia Pty Ltd  
 Sch 2.2(a)(iii)  
 Approval is subject to the original conditions of approval dated 01 June 2022

01 LEVEL 11 GA FLOOR PLAN

BIMcloud: FRBIMCLOUD BIMcloud19125 40 Allara St Canberra\00 MODEL\00 CD\BIM MODEL\19125 General

REVISION	GENERAL UPDATE	DATE	BY
01	DRAFT TENDER ISSUE	18.12.2020	PM
02	PRECAST ELEMENTS AND FURNITURE HIGHLIGHTED ON GAS	19.01.2021	MK
03	DRAFT TENDER ISSUE GENERAL UPDATE	08.02.2021	PM
04	GENERAL UPDATE	23.03.2021	MK
05	GENERAL UPDATE	16.04.2021	PM
06	GENERAL UPDATE	08.10.2021	AR
07	WET AREA TENDER ISSUE	18.11.2021	PM
08	ISSUE FOR CONSTRUCTION	24.01.2022	PM

REVISION	GENERAL UPDATE	DATE	BY
B	BCA DDA COMMENTS ADDRESSED	15.03.2022	PM
C	FRILLS TO ELEC. CURBOARD DOORS DELETED	09.05.2022	PM
D	GENERAL UPDATE	16.05.2022	PM
E	GENERAL UPDATE P.I.R. BOARDS INCLUSION	03.06.2022	AR
F	ISSUE FOR CC STRUCTURE & FITOUT L11 TO L17	08.07.2022	AR
G	WALL TYPE C7 REVISED COMPOSITE AND ADDITIONAL WINDOWS SUITE 1A	07.10.2022	PM
H	SUITE 1103 AND 1113 ADDITIONAL NIB WALL AND ENTRY DOOR RELOCATION	29.11.2022	PM

QUALITY ASSURANCE	DATE OF REVIEW
THIS PROJECT IS SUBJECT TO THE FR QUALITY ASSURANCE SYSTEM	01.10.2020
SCHEMATIC DESIGN REVIEW FOR THIS PROJECT IS COMPLETE.	01.10.2021
DESIGN DEVELOPMENT REVIEW FOR THIS PROJECT IS COMPLETE.	11.11.21
TENDER DOCUMENTATION REVIEW FOR THIS PROJECT IS COMPLETE.	18.01.2022
CONSTRUCTION DOCUMENTATION REVIEW FOR THIS DRAWING IS COMPLETE.	18.01.2022

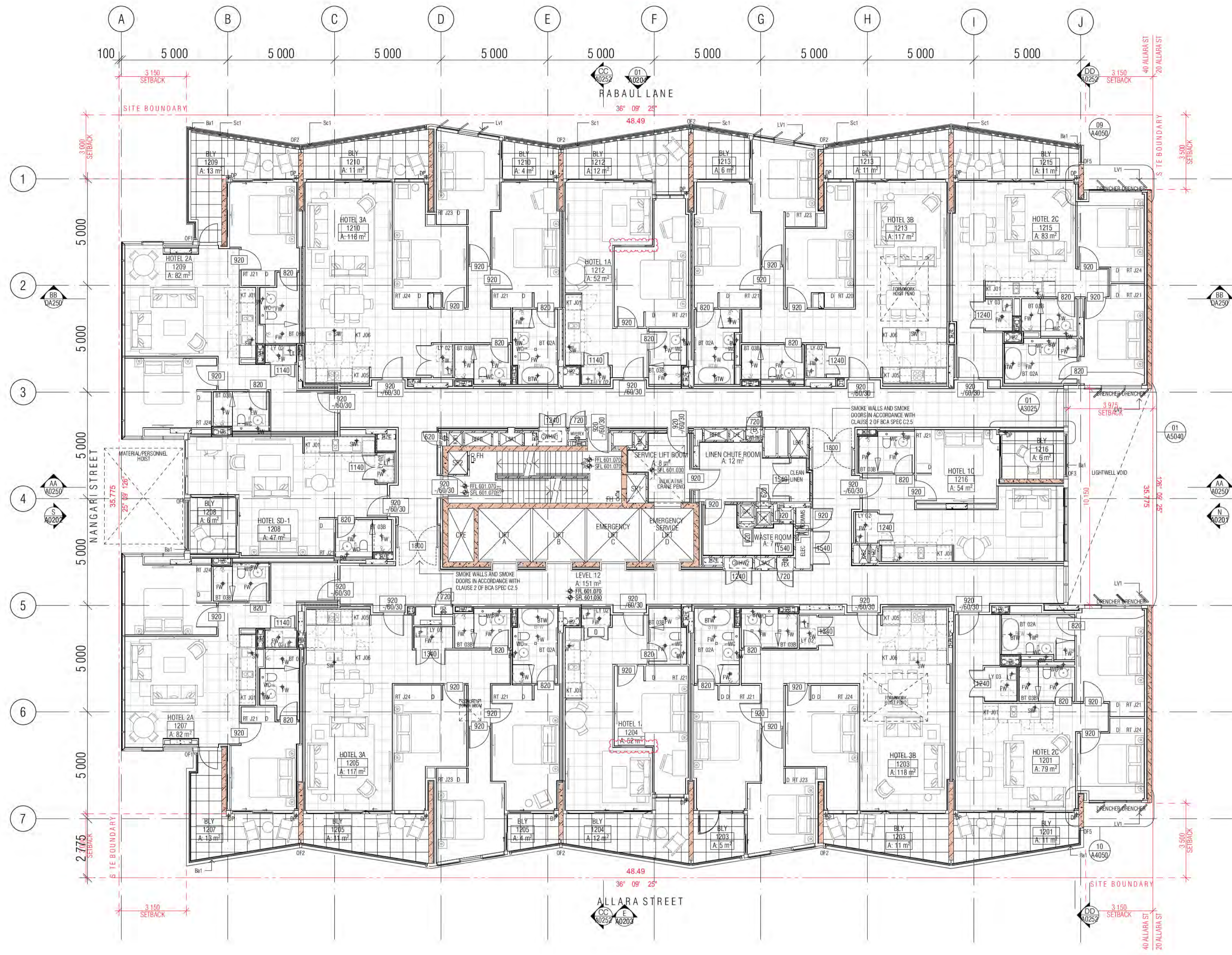
NOTES
THIS DRAWING IS COPYRIGHT AND SHALL REMAIN THE PROPERTY OF FENDER KATSALIDIS (AUST) PTY LTD
CHECK AND VERIFY ALL DIMENSIONS ON SITE PRIOR TO COMMENCING WORK. DRAWING TO BE READ IN CONJUNCTION WITH ALL OTHER CONTRACT DOCUMENTS. DO NOT SCALE DRAWINGS. USE FIGURED DIMENSIONS ONLY. SEEK CLARIFICATION OF INCONSISTENCIES / CONFLICTS.

NOTES
IF THIS DRAWING IS STAMPED UNCONTROLLED COPY THEN IT IS TO BE CONSIDERED A DRAFT. SUBJECT TO REVISION WITHOUT NOTICE

PROJECT	DRAWING TITLE
MERITON SUITES CANBERRA 40 ALLARA ST CANBERRA ACT 2061	LEVEL 11 GA FLOOR PLAN

ISSUE PURPOSE	REVISION	DRAWING NO.
FOR CONSTRUCTION	H	A0111

**FENDER KATSALIDIS**  
 WWW.FKAUSTRALIA.COM  
 L21, 259 GEORGE STREET, SYDNEY  
 NEW SOUTH WALES 2000 AUSTRALIA  
 TELEPHONE: +61 2 8216 3500  
 FENDER KATSALIDIS (AUST) PTY LTD ACN 092 943 032



- GENERAL LEGEND**
- HOTEL 1A → SUITE TYPE
  - 101 → LEVEL/SUITE NUMBER
  - 4 m2 → SUITE AREA
  - SFL-33.250 → LEVELS: SFL STRUCTURAL FLOOR LEVEL
  - NGL NATURAL GROUND LEVEL
  - PL FINISHED PAVING LEVEL
  - FLL FINISHED FLOOR LEVEL
  - (N) NEW
  - TK TOP OF KERR LEVEL
  - G GUTTER LEVEL
  - TBC TO BE CONFIRMED
  - VOS VERIFY ON SITE
  - FHR FIRE HOSE REEL
  - FH FIRE HYDRANT
  - FEX FIRE EXTINGUISHER
  - SZ SERVICES ZONE
  - SP STAIR PRESSURE
  - RC REFUSE CHUTE/WASTE
  - LC LINEN CHUTE
  - PL FINISH TAG (REFER FF&E TECHNICAL SCHEDULE)
  - A/C AIR CONDITIONING
  - A/P ACCESS PANEL
  - AWN AWNING
  - Ba1 BALUSTRADE TYPE 1, 2, 3...
  - Bo1 BOLLARD TYPE 1, 2, 3...
  - BLY BALCONY
  - BT BATHROOM TYPE 1, 2, 3
  - CJ CONTROL JOINT
  - DP DOWNPIPE
  - FSP FIRE STAIR 01.02...
  - FW FLOOR WASTE
  - KE KITCHEN EXHAUST
  - KT KITCHEN TYPE 1, 2, 3
  - LR LOBBY RELIEF
  - LS LOBBY SUPPLY
  - Lv1 LOUVRE TYPE 1, 2, 3...
  - LY LAUNDRY TYPE 1, 2, 3...
  - M1 METAL SCREEN TYPE 1, 2, 3
  - ME MECHANICAL EXHAUST
  - MU1 MECHANICAL LOUVRE (EXTERNAL) TYPE 1, 2, 3...
  - MU2 MECHANICAL LOUVRE (INTERNAL) TYPE 1, 2, 3...
  - OF1 OVER FLOW TYPE 1, 2, 3
  - PO PLANTER BOX OUTLET
  - RT ROBE TYPE 1, 2, 3
  - RWO RAIN WATER OUTLET

- ALL TUNISH LOCATIONS TO BE COORDINATED HYDRAULIC ENGINEERS DRAWINGS
- WALL HATCHES**
- INSITU CONCRETE
  - PRECAST CONCRETE
  - CONCRETE BUND
  - LOW PRECAST

**BCA certifiers**  
 480-36 518 715 716  
 Date Issued:  
 14 August 2023  
 BUILDING APPROVAL  
 is amended under  
 S.32 of the  
 Building Act 2004.  
 BCA Certifiers  
 Australia Pty Ltd  
**Sch 2.2(a)(ii)**  
 Approval is subject to the  
 original conditions of  
 approval dated  
 01 June 2022

01 LEVEL 12 GA FLOOR PLAN

BIMcloud: FRBIMCLOUD BIMcloud19125 40 Allara St Canberra\00 MODEL\00 CD\BIM MODEL\19125 General

REVISION	REVISION	DATE	REVISION	DATE
01 GENERAL UPDATE	RH	18.12.2020	A ISSUE FOR CONSTRUCTION	PM 24.01.2022
02 DRAFT TENDER ISSUE	MK	19.01.2021	B BCA DDA COMMENTS ADDRESSED	PM 15.03.2022
03 PRECAST ELEMENTS AND FURNITURE HIGHLIGHTED ON GAS	PM	08.02.2021	C FRLS TO ELEC. CUPBOARD DOORS DELETED	PM 09.05.2022
04 DRAFT TENDER ISSUE GENERAL UPDATE	MK	23.03.2021	D GENERAL UPDATE	PM 16.05.2022
05 GENERAL UPDATE	AR	16.04.2021	E GENERAL UPDATE P.L.R. BOARDS INCLUSION	AR 03.06.2022
06 GENERAL UPDATE	PM	02.08.2021	F AMENDED BEDROOM TO 3 BEDROOM SUITE	PM 10.06.2022
07 GENERAL UPDATE	AR	07.10.2021	G ISSUE FOR CC STRUCTURE & FITOUT L11 TO L17	AR 08.07.2022
08 WET AREA TENDER ISSUE	PM	18.11.2021	H WALL TYPE C7 REVISED COMPOSITE AND ADDITIONAL WINDOWS SUITE 1A	PM 07.10.2022

**QUALITY ASSURANCE** (FK IS A CERTIFIED COMPANY TO ISO 9001:2015)

THIS PROJECT IS SUBJECT TO THE FK QUALITY ASSURANCE SYSTEM

- SCHEMATIC DESIGN REVIEW FOR THIS PROJECT IS COMPLETE. DATE OF REVIEW: 01.10.2020
- DESIGN DEVELOPMENT REVIEW FOR THIS PROJECT IS COMPLETE. DATE OF REVIEW: 01.10.2021
- TENDER DOCUMENTATION REVIEW FOR THIS PROJECT IS COMPLETE. DATE OF REVIEW: 11.11.21
- CONSTRUCTION DOCUMENTATION REVIEW FOR THIS DRAWING IS COMPLETE. DATE OF REVIEW: 18.01.2022

IF THIS DRAWING IS STAMPED UNCONTROLLED COPY THEN IT IS TO BE CONSIDERED A DRAFT. SUBJECT TO REVISION WITHOUT NOTICE

**NOTES**

THIS DRAWING IS COPYRIGHT AND SHALL REMAIN THE PROPERTY OF FENDER KATSALIDIS (AUST) PTY LTD  
 CHECK AND VERIFY ALL DIMENSIONS ON SITE PRIOR TO COMMENCING WORK. DRAWING TO BE READ  
 IN CONJUNCTION WITH ALL OTHER CONTRACT DOCUMENTS. DO NOT SCALE DRAWINGS. USE FIGURED  
 DIMENSIONS ONLY. SEEK CLARIFICATION OF INCONSISTENCIES / CONFLICTS.

DRAWN	DATE	CHECKED	PLOT DATE	JOB NO.	SCALE
AR	07.10.2022	PM	07.10.2022	19125	1:100@A1

**PROJECT**

MERITON SUITES CANBERRA  
 40 ALLARA ST  
 CANBERRA ACT 2061

**DRAWING TITLE**

LEVEL 12 GA FLOOR PLAN

**ISSUE PURPOSE**

FOR CONSTRUCTION

**REVISION**

H

**DRAWING NO.**

A0112

**FENDER KATSALIDIS**  
 WWW.FKAUSTRALIA.COM  
 L21, 269 GEORGE STREET, SYDNEY  
 NEW SOUTH WALES 2000 AUSTRALIA  
 TELEPHONE: +61 2 8216 3500  
 FENDER KATSALIDIS (AUST) PTY LTD ACN 092 943 032

**ISSUE PURPOSE**


FOR CONSTRUCTION

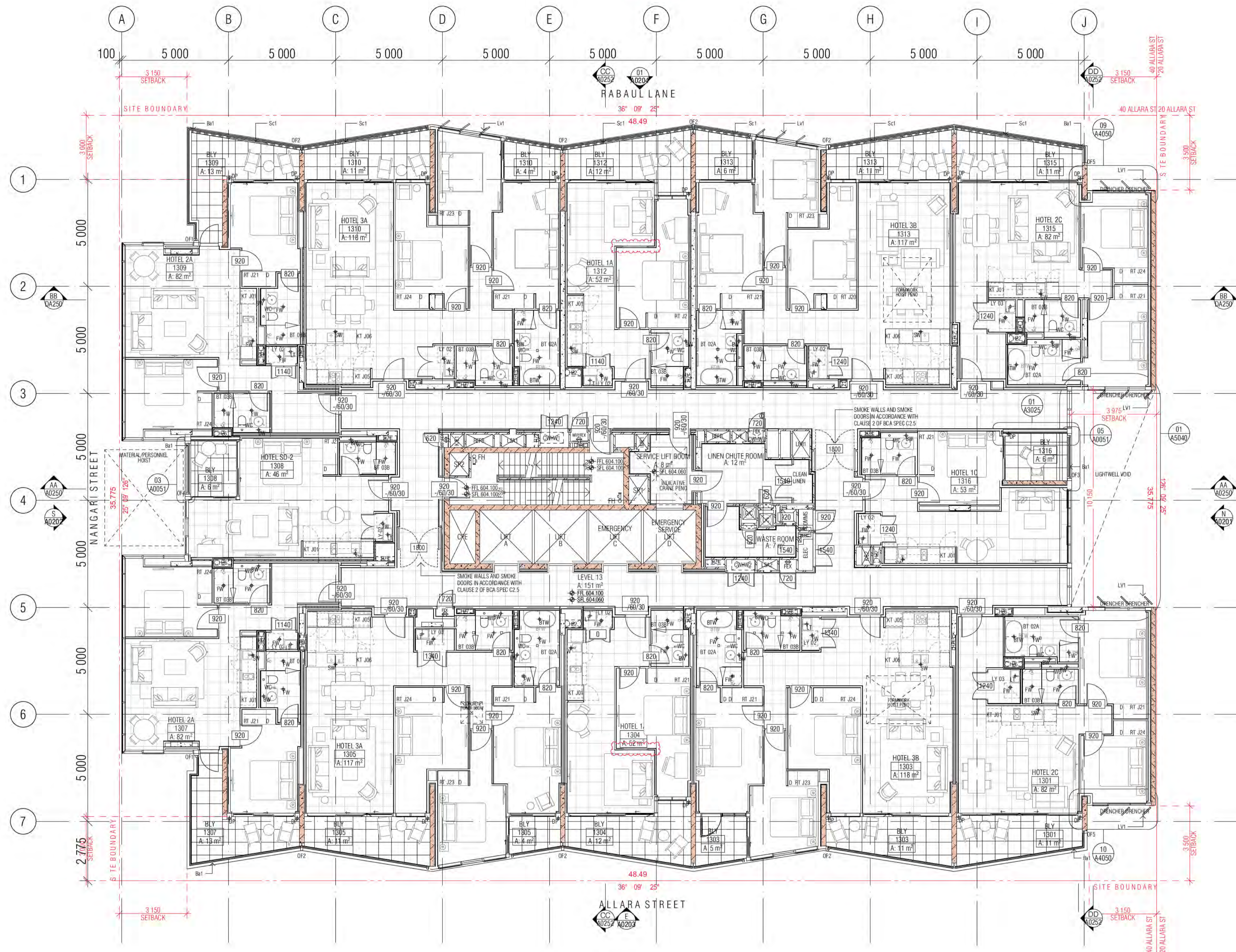
**REVISION**

H

**DRAWING NO.**

A0112





- GENERAL LEGEND**
- HOTEL 1A → SUITE TYPE
  - 101 → LEVEL/SUITE NUMBER
  - 4 m2 → SUITE AREA
  - SFL -33.250
  - LEVELS: SFL STRUCTURAL FLOOR LEVEL
  - NGL NATURAL GROUND LEVEL
  - PL FINISHED PAVING LEVEL
  - FLL FINISHED FLOOR LEVEL
  - (N) NEW
  - TK TOP OF KERB LEVEL
  - G GUTTER LEVEL
  - TBC TO BE CONFIRMED
  - VOS VERIFY ON SITE
  - FHR FIRE HOSE REEL
  - FH FIRE HYDRANT
  - FEX FIRE EXTINGUISHER
  - SZ SERVICES ZONE
  - SP STAIR PRESSURE
  - RC REFUSE CHUTE/WASTE
  - LC LINEN CHUTE
  - FINISH TAG (REFER FF&E TECHNICAL SCHEDULE)
  - A/C AIR CONDITIONING
  - A/P ACCESS PANEL
  - AWN AWNING
  - Ba1 BALUSTRADE TYPE 1, 2, 3...
  - BOL1 BOLLARD TYPE 1, 2, 3...
  - BLY BALCONY
  - BT BATHROOM TYPE 1, 2, 3
  - CI CONTROL JOINT
  - DP DOWNPIPE
  - FST FIRE STAIR 01.02...
  - FW FLOOR WASTE
  - KE KITCHEN EXHAUST
  - KT KITCHEN TYPE 1, 2, 3
  - LR LOBBY RELIEF
  - LS LOBBY SUPPLY
  - LV1 LOUVRE TYPE 1, 2, 3...
  - LY LAUNDRY TYPE 1, 2, 3...
  - M1 METAL SCREEN TYPE 1, 2, 3
  - ME MECHANICAL EXHAUST
  - ML1 MECHANICAL LOUVRE (EXTERNAL) TYPE 1, 2, 3...
  - MV1 MECHANICAL LOUVRE (INTERNAL) TYPE 1, 2, 3...
  - OF1 OVER FLOW TYPE 1, 2, 3
  - PO PLANTER BOX OUTLET
  - RT ROBE TYPE 1, 2, 3
  - RWO RAIN WATER OUTLET

ALL TUNISH LOCATIONS TO BE COORDINATED HYDRAULIC ENGINEERS DRAWINGS

- WALL HATCHES**
- INSITU CONCRETE
  - PRECAST CONCRETE
  - CONCRETE BUND
  - LOW PRECAST

**BCA certifiers**  
 480-36 518 715 716  
 Date Issued:  
 14 August 2023  
 BUILDING APPROVAL  
 is amended under  
 S.32 of the  
 Building Act 2004.  
 BCA Certifiers  
 Australia Pty Ltd  
**Sch 2.2(a)(ii)**  
 Approval is subject to the  
 original conditions of  
 approval dated  
 01 June 2022

01 LEVEL 13 GA FLOOR PLAN

BIMcloud: FRM/CLD/UD BIMcloud/19125 40 Allara St Canberra/00 MODEL/00 CD/BIM MODEL/19125 General

REVISION	REVISION	DATE	BY
01 GENERAL UPDATE	RH	18.12.2020	
02 DRAFT TENDER ISSUE	MK	19.01.2021	
03 PRECAST ELEMENTS AND FURNITURE HIGHLIGHTED ON GAS	PM	08.02.2021	
04 DRAFT TENDER ISSUE GENERAL UPDATE	MK	23.03.2021	
05 GENERAL UPDATE	AR	16.04.2021	
06 GENERAL UPDATE	PM	02.08.2021	
07 GENERAL UPDATE	AR	07.10.2021	
08 WET AREA TENDER ISSUE	PM	18.11.2021	

**QUALITY ASSURANCE** (FK IS A CERTIFIED COMPANY TO ISO 9001:2015)

THIS PROJECT IS SUBJECT TO THE FK QUALITY ASSURANCE SYSTEM

- SCHEMATIC DESIGN REVIEW FOR THIS PROJECT IS COMPLETE. DATE OF REVIEW: 01.10.2020
- DESIGN DEVELOPMENT REVIEW FOR THIS PROJECT IS COMPLETE. DATE OF REVIEW: 01.10.2021
- TENDER DOCUMENTATION REVIEW FOR THIS PROJECT IS COMPLETE. DATE OF REVIEW: 11.11.21
- CONSTRUCTION DOCUMENTATION REVIEW FOR THIS PROJECT IS COMPLETE. DATE OF REVIEW: 18.01.2022

IF THIS DRAWING IS STAMPED UNCONTROLLED COPY THEN IT IS TO BE CONSIDERED A DRAFT. SUBJECT TO REVISION WITHOUT NOTICE

**NOTES**

THIS DRAWING IS COPYRIGHT AND SHALL REMAIN THE PROPERTY OF FENDER KATSALIDIS (AUST) PTY LTD  
 CHECK AND VERIFY ALL DIMENSIONS ON SITE PRIOR TO COMMENCING WORK. DRAWING TO BE READ  
 IN CONJUNCTION WITH ALL OTHER CONTRACT DOCUMENTS. DO NOT SCALE DRAWINGS. USE FIGURED  
 DIMENSIONS ONLY. SEEK CLARIFICATION OF INCONSISTENCIES / CONFLICTS.

DRAWN	DATE	CHECKED	PLOT DATE	JOB NO.	SCALE
AR	07.10.2022	PM	07.10.2022	19125	1:100@A1

**PROJECT**

MERITON SUITES CANBERRA  
 40 ALLARA ST  
 CANBERRA ACT 2061

**DRAWING TITLE**

LEVEL 13 GA FLOOR PLAN

**ISSUE PURPOSE**

FOR CONSTRUCTION

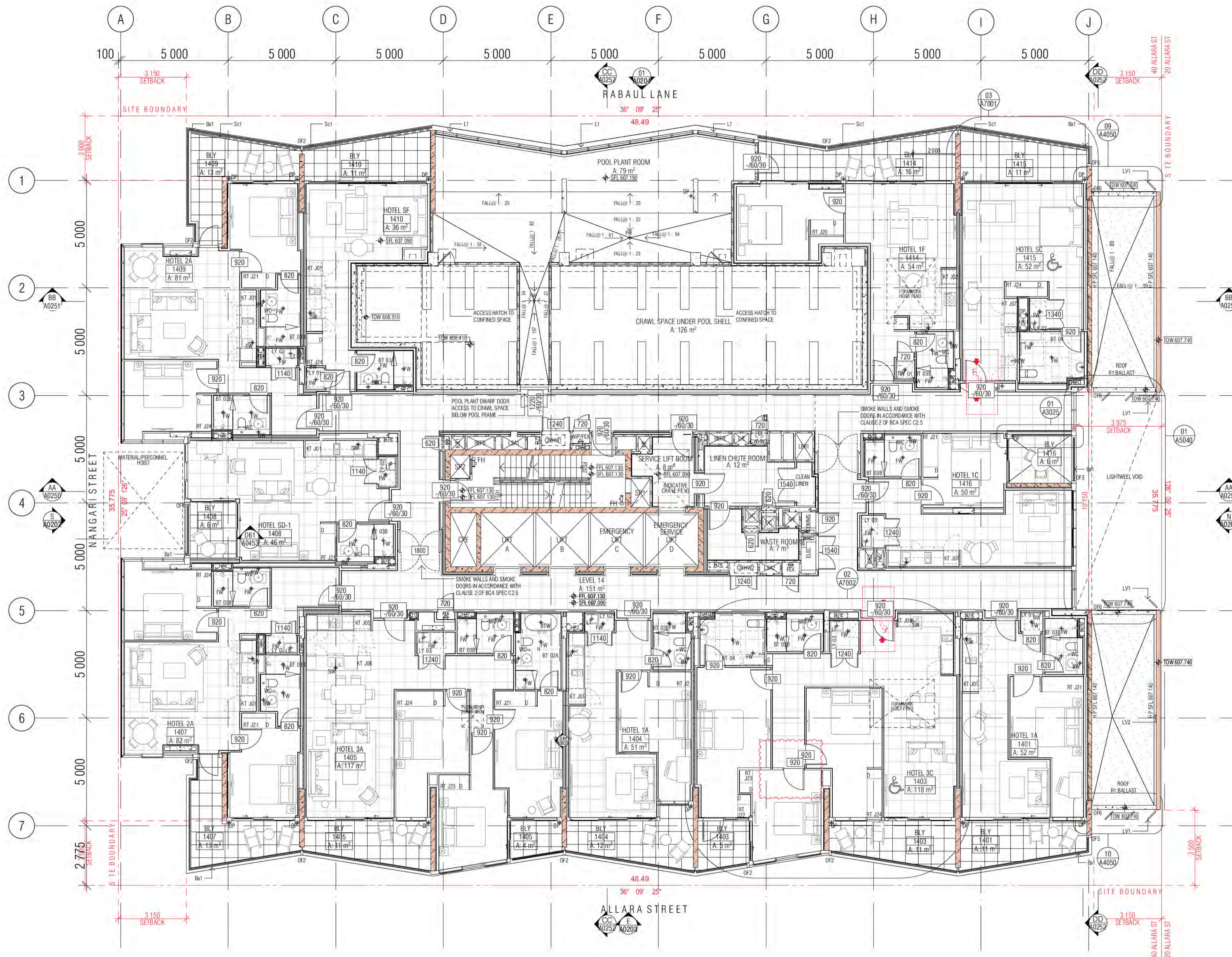
**REVISION**

H

**DRAWING NO.**

A0113

**FENDER KATSALIDIS**  
 WWW.FKAUSTRALIA.COM  
 L21, 259 GEORGE STREET, SYDNEY  
 NEW SOUTH WALES 2000 AUSTRALIA  
 TELEPHONE: +61 2 8216 3500  
 FENDER KATSALIDIS (AUST) PTY LTD ACN 092 943 032



GENERAL LEGEND

- HOTEL 1A → SUITE TYPE
- 101 → LEVEL/SUITE NUMBER
- 4 m2 → SUITE AREA
- SFL -33.250
- LEVELS: SFL STRUCTURAL FLOOR LEVEL
- NGL NATURAL GROUND LEVEL
- PL FINISHED PAVING LEVEL
- FFL FINISHED FLOOR LEVEL
- (N) NEW
- TK TOP OF KERB LEVEL
- G GUTTER LEVEL
- TBC TO BE CONFIRMED
- VGS VERIFY ON SITE
- FHR FIRE HOSE REEL
- FH FIRE HYDRANT
- FEX FIRE EXTINGUISHER
- SZ SERVICES ZONE
- SP STAIR PRESSURE
- RC REFUSE CHUTE/WASTE
- LC LINEN CHUTE
- FINISH TAG (REFER FF&E TECHNICAL SCHEDULE)
- A/C AIR CONDITIONING
- AP ACCESS PANEL
- AWN AWNING
- Ba1 BALUSTRADE TYPE 1, 2, 3...
- Ba2 BOLLARD TYPE 1, 2, 3...
- BLY BALCONY
- BT BATHROOM TYPE 1, 2, 3
- CT CONTROL JOINT
- DP DOWNPIPE
- FS01 FIRE STAIR 01.02...
- FW FLOOR WASTE
- KE KITCHEN EXHAUST
- KT KITCHEN TYPE 1, 2, 3
- LR LOBBY RELIEF
- LS LOBBY SUPPLY
- Lv1 LOUVRE TYPE 1, 2, 3...
- LY LAUNDRY TYPE 1, 2, 3...
- M1 METAL SCREEN TYPE 1, 2, 3
- ME MECHANICAL EXHAUST
- Ml1 MECHANICAL LOUVRE (EXTERNAL) TYPE 1, 2, 3...
- Mv1 MECHANICAL LOUVRE (INTERNAL) TYPE 1, 2, 3...
- OF1 OVER FLOW TYPE 1, 2, 3
- PO PLANTER BOX OUTLET
- RT ROBE TYPE 1, 2, 3
- RWO RAIN WATER OUTLET

ALL TUNISH LOCATIONS TO BE COORDINATED HYDRAULIC ENGINEERS DRAWINGS

- WALL HATCHES
- INSITU CONCRETE
- PRECAST CONCRETE
- CONCRETE BUND
- LOW PRECAST

**BCA certifiers**  
 480-36 119 715 716  
 Date Issued:  
 14 August 2023  
 BUILDING APPROVAL  
 is amended under  
 S.32 of the  
 Building Act 2004.  
 BCA Certifiers  
 Australia Pty Ltd  
 Sch 2.2(a)(ii)  
 Approval is subject to the  
 original conditions of  
 approval dated  
 01 June 2022

01 LEVEL 14 GA FLOOR PLAN

REVISION					
07	GENERAL UPDATE	AR	07.10.2021	G	GENERAL UPDATE P.L.R. BOARDS INCLUSION
08	WET AREA TENDER ISSUE	PM	18.11.2021	H	AMENDED BEDROOM TO 3 BEDROOM SUITE
A	ISSUE FOR CONSTRUCTION	PM	24.01.2022	I	ISSUE FOR CC STRUCTURE & FITOUT L11 TO L17
B	AMENDED STRUCTURE POOL AREA	AR	22.02.2022	J	LAUNDRY RELOCATION POOL PLANT ADDED WALLS
C	BCA CDA COMMENTS ADDRESSED	PM	15.03.2022	K	ACCESS HATCH TO POOL CRAWL SPACE
D	FRLS TO ELEC. CUPBOARD DOORS DELETED	PM	09.05.2022	L	COORDINATION WITH POOL CONSULTANT FALL TO FWS IN PLANTROOM
E	GENERAL UPDATE	PM	16.05.2022	M	WALL TYPE CT REVISED COMPOSITE AND ADDITIONAL WINDOWS SUITE TYPE 1A
F	GENERAL UPDATE	PM	18.05.2022	N	SWING DOOR TO 1403 BEDROOM 3

REVISION					
07	GENERAL UPDATE	AR	07.10.2021	G	GENERAL UPDATE P.L.R. BOARDS INCLUSION
08	WET AREA TENDER ISSUE	PM	18.11.2021	H	AMENDED BEDROOM TO 3 BEDROOM SUITE
A	ISSUE FOR CONSTRUCTION	PM	24.01.2022	I	ISSUE FOR CC STRUCTURE & FITOUT L11 TO L17
B	AMENDED STRUCTURE POOL AREA	AR	22.02.2022	J	LAUNDRY RELOCATION POOL PLANT ADDED WALLS
C	BCA CDA COMMENTS ADDRESSED	PM	15.03.2022	K	ACCESS HATCH TO POOL CRAWL SPACE
D	FRLS TO ELEC. CUPBOARD DOORS DELETED	PM	09.05.2022	L	COORDINATION WITH POOL CONSULTANT FALL TO FWS IN PLANTROOM
E	GENERAL UPDATE	PM	16.05.2022	M	WALL TYPE CT REVISED COMPOSITE AND ADDITIONAL WINDOWS SUITE TYPE 1A
F	GENERAL UPDATE	PM	18.05.2022	N	SWING DOOR TO 1403 BEDROOM 3

QUALITY ASSURANCE	(FK IS A CERTIFIED COMPANY TO ISO 9001:2015)
THIS PROJECT IS SUBJECT TO THE FK QUALITY ASSURANCE SYSTEM	
SCHEMATIC DESIGN REVIEW FOR THIS PROJECT IS COMPLETE.	DATE OF REVIEW: 01.10.2020
DESIGN DEVELOPMENT REVIEW FOR THIS PROJECT IS COMPLETE.	DATE OF REVIEW: 01.10.2021
TENDER DOCUMENTATION REVIEW FOR THIS PROJECT IS COMPLETE.	DATE OF REVIEW: 11.11.21
CONSTRUCTION DOCUMENTATION REVIEW FOR THIS PROJECT IS COMPLETE.	DATE OF REVIEW: 18.01.2022
IF THIS DRAWING IS STAMPED UNCONTROLLED COPY THEN IT IS TO BE CONSIDERED A DRAFT. SUBJECT TO REVISION WITHOUT NOTICE	

NOTES					
THIS DRAWING IS COPYRIGHT AND SHALL REMAIN THE PROPERTY OF FENDER KATSALIDIS (AUST) PTY LTD					
CHECK AND VERIFY ALL DIMENSIONS ON SITE PRIOR TO COMMENCING WORK. DRAWING TO BE READ IN CONJUNCTION WITH ALL OTHER CONTRACT DOCUMENTS. DO NOT SCALE DRAWINGS. USE FIGURED DIMENSIONS ONLY. SEEK CLARIFICATION OF INCONSISTENCIES / CONFLICTS.					
<b>DRAWN</b> AR	<b>DATE</b> 19.04.2023	<b>CHECKED</b> PM	<b>PLOT DATE</b> 19.04.2023	<b>JOB NO.</b> 19125	<b>SCALE</b> 1:100@A1


**PROJECT**  
 MERITON SUITES CANBERRA  
 40 ALLARA ST  
 CANBERRA ACT 2061

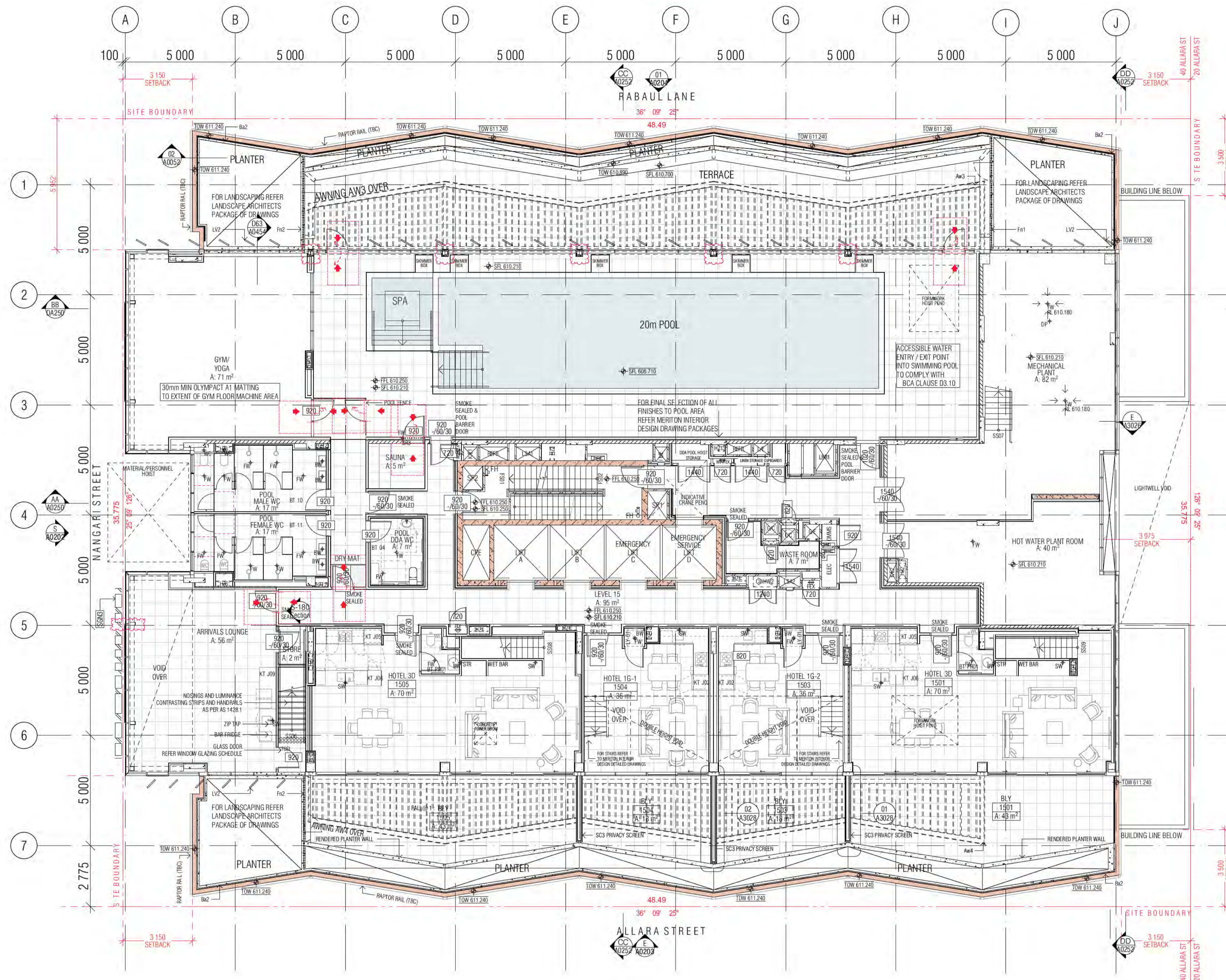
**DRAWING TITLE**  
 LEVEL 14 GA FLOOR PLAN

**FENDER KATSALIDIS**  
 WWW.FKAUSTRALIA.COM  
 L21, 259 GEORGE STREET, SYDNEY  
 NEW SOUTH WALES 2000 AUSTRALIA  
 TELEPHONE: +61 2 8216 3500  
 FENDER KATSALIDIS (AUST) PTY LTD ACN 092 943 032

**ISSUE PURPOSE**  
 FOR CONSTRUCTION

**REV.** N  
**DRAWING NO.** A0114





**GENERAL LEGEND**

- HOTEL 1A → SUITE TYPE
- 101 → LEVEL/SUITE NUMBER
- 4 m2 → SUITE AREA
- SFL -33.250
- LEVELS: SFL STRUCTURAL FLOOR LEVEL
- NGL NATURAL GROUND LEVEL
- PL FINISHED PAVING LEVEL
- FFL FINISHED FLOOR LEVEL
- (N) NEW
- TK TOP OF KERR LEVEL
- G GUTTER LEVEL
- TBC TO BE CONFIRMED
- VOS VERIFY ON SITE
- FR FIRE HOSE REEL
- FH FIRE HYDRANT
- FE FIRE EXTINGUISHER
- SZ SERVICES ZONE
- SP STAIR PRESSURE
- RCW REFUSE CHUTE/WASTE
- LC LINEN CHUTE
- PL FINISH TAG (REFER FF&E TECHNICAL SCHEDULE)
- A/C AIR CONDITIONING
- A/P ACCESS PANEL
- AWN AWNING
- Ba1 BALUSTRADE TYPE 1, 2, 3...
- BOL1 BOLLARD TYPE 1, 2, 3...
- BLY BALCONY
- BT BATHROOM TYPE 1, 2, 3
- CL CONTROL JOINT
- DP DOWNPIPE
- FST FIRE STAIR 01.02...
- FW FLOOR WASTE
- KE KITCHEN EXHAUST
- KT KITCHEN TYPE 1, 2, 3
- LR LOBBY RELIEF
- LS LOBBY SUPPLY
- Lv1 LOUVRE TYPE 1, 2, 3...
- LY LAUNDRY TYPE 1, 2, 3...
- M1 METAL SCREEN TYPE 1, 2, 3
- ME MECHANICAL EXHAUST
- ML1 MECHANICAL LOUVRE (EXTERNAL) TYPE 1, 2, 3...
- MV1 MECHANICAL LOUVRE (INTERNAL) TYPE 1, 2, 3...
- OF1 OVER FLOW TYPE 1, 2, 3
- PO PLANTER BOX OUTLET
- RT ROBE TYPE 1, 2, 3
- RWO RAIN WATER OUTLET

ALL TUNISH LOCATIONS TO BE COORDINATED HYDRAULIC ENGINEERS DRAWINGS

- WALL HATCHES**
- INSITU CONCRETE
  - PRECAST CONCRETE
  - CONCRETE BUND
  - LOW PRECAST

**BCA certifiers**  
 Date Issued: 14 August 2023  
 BUILDING APPROVAL is amended under S.32 of the Building Act 2004. BCA Certifiers Australia Pty Ltd  
 Sch 2.2(a)(ii)  
 Approval is subject to the original conditions of approval dated 01 June 2022

01 LEVEL 15 GA FLOOR PLAN

REVISION	DATE	DESCRIPTION
E	09.05.2022	FR L5 TO ELEC. CUPBOARD DOORS DELETED
F	10.05.2022	GENERAL UPDATE
G	16.05.2022	GENERAL UPDATE
H	20.05.2022	AWN9 SIGNAGE ADDITIONAL RETAIL SIGNS AMENDED SKY SIGNS
I	03.06.2022	GENERAL UPDATE P.I.R. BOARDS INCLUSION
J	16.06.2022	MERITON COMMENTS ADDITIONAL HOBS
K	08.07.2022	ISSUE FOR CC STRUCTURE & FITOUT L11 TO L17
L	22.07.2022	COORDINATION WITH HYDRAULIC

REVISION	DATE	DESCRIPTION
M	19.08.2022	COORDINATION WITH HYDRAULICS
N	31.08.2022	INSULATED WALLS TO REFLECT UPDATED SECTION J
O	07.10.2022	WALL TYPE CT REVISED COMPOSITE AND ADDITIONAL WINDOWS SUITE TYPE 1A
P	24.10.2022	FIRE SMOKE DOOR TO WASTE ROOM & NOTE FOR POOL BARRIER DOOR REQUIREMENTS
Q	06.12.2022	GROUND + L15 LIGHTING COORDINATION
R	10.01.2023	AWN18 LEVEL 16 DELETED MESH SCREEN COVERPLATES TO NANGARI ST FACADOB
S	12.01.2023	REVISED STEEL STRUC. ADVICE FROM FACADE ENGINEER
T	19.01.2023	REVISED STEEL MEMBER SIZES

**QUALITY ASSURANCE** (FK IS A CERTIFIED COMPANY TO ISO 9001:2015)

THIS PROJECT IS SUBJECT TO THE FK QUALITY ASSURANCE SYSTEM

- SCHEMATIC DESIGN REVIEW FOR THIS PROJECT IS COMPLETE. DATE OF REVIEW: 01.10.2020
- DESIGN DEVELOPMENT REVIEW FOR THIS PROJECT IS COMPLETE. DATE OF REVIEW: 01.10.2021
- TENDER DOCUMENTATION REVIEW FOR THIS PROJECT IS COMPLETE. DATE OF REVIEW: 11.11.21
- CONSTRUCTION DOCUMENTATION REVIEW FOR THIS DRAWING IS COMPLETE. DATE OF REVIEW: 18.01.2022

IF THIS DRAWING IS STAMPED UNCONTROLLED COPY THEN IT IS TO BE CONSIDERED A DRAFT. SUBJECT TO REVISION WITHOUT NOTICE

**NOTES**

THIS DRAWING IS COPYRIGHT AND SHALL REMAIN THE PROPERTY OF FENDER KATSALIDIS (AUST) PTY LTD  
 CHECK AND VERIFY ALL DIMENSIONS ON SITE PRIOR TO COMMENCING WORK. DRAWING TO BE READ IN CONJUNCTION WITH ALL OTHER CONTRACT DOCUMENTS. DO NOT SCALE DRAWINGS. USE FIGURED DIMENSIONS ONLY. SEEK CLARIFICATION OF INCONSISTENCIES / CONFLICTS.

DRAWN	DATE	CHECKED	PLOT DATE	JOB NO.	SCALE
AR	19.01.2023	PM	19.01.2023	19125	1:100@A1

**PROJECT**  
 MERITON SUITES CANBERRA  
 40 ALLARA ST  
 CANBERRA ACT 2061

**DRAWING TITLE**  
 LEVEL 15 GA FLOOR PLAN


**ISSUE PURPOSE**  
 FOR CONSTRUCTION

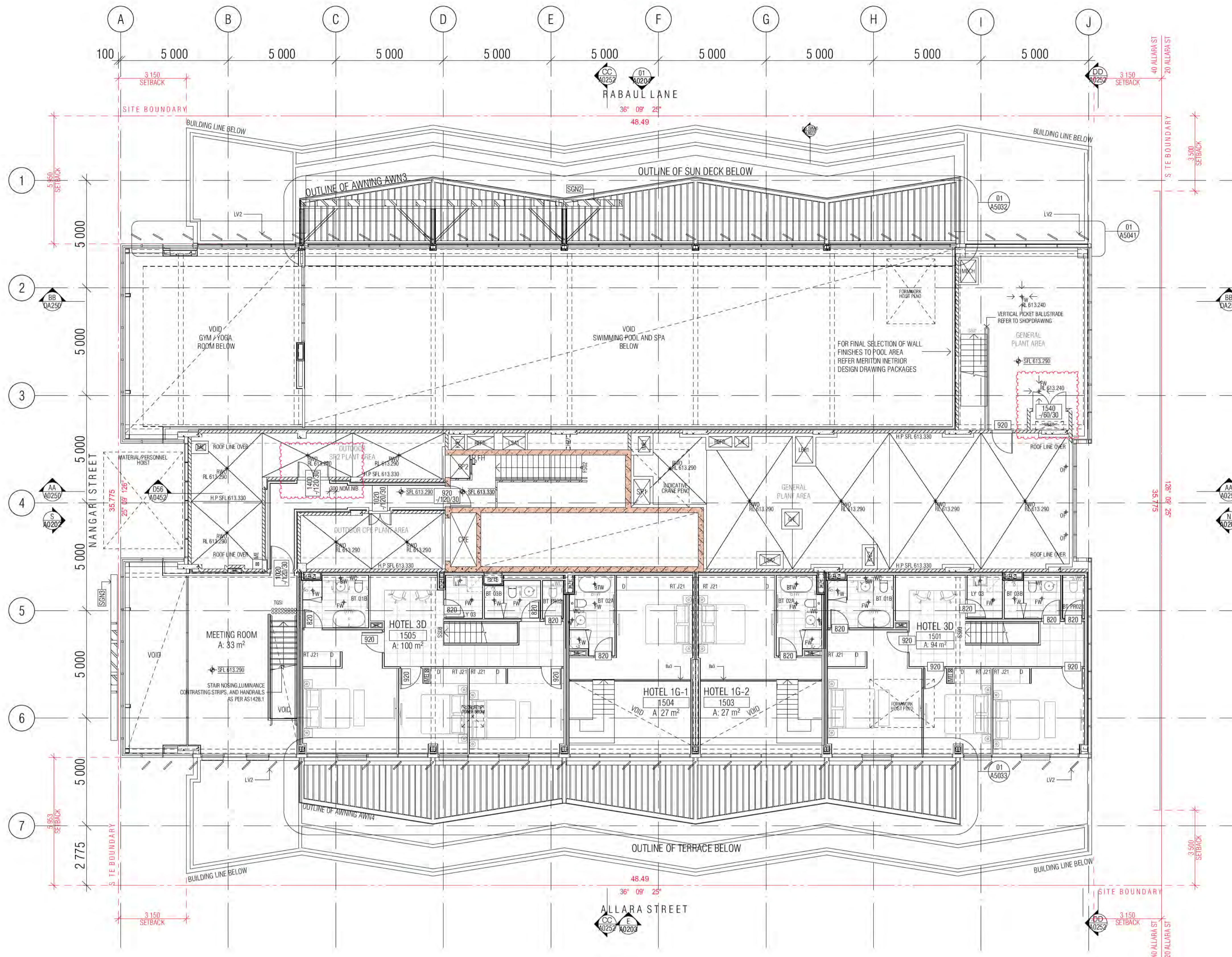
**REV.** T **DRAWING NO.** A0115

**FENDER KATSALIDIS**  
 WWW.FKAUSTRALIA.COM  
 L21, 259 GEORGE STREET, SYDNEY  
 NEW SOUTH WALES 2000 AUSTRALIA  
 TELEPHONE: +61 2 8216 3500  
 FENDER KATSALIDIS (AUST) PTY LTD ACN 092 943 032

**ISSUE PURPOSE**  
 FOR CONSTRUCTION

**REV.** T **DRAWING NO.** A0115





**GENERAL LEGEND**

- HOTEL 1A → SUITE TYPE
- 101 → LEVEL/SUITE NUMBER
- 4 m2 → SUITE AREA
- SFL -33.250
- LEVELS: SFL STRUCTURAL FLOOR LEVEL
- NGL NATURAL GROUND LEVEL
- PL FINISHED PAVING LEVEL
- FFL FINISHED FLOOR LEVEL
- (N) NEW
- TK TOP OF KERB LEVEL
- G GUTTER LEVEL
- TBC TO BE CONFIRMED
- VOS VERIFY ON SITE
- FHR FIRE HOSE REEL
- FH FIRE HYDRANT
- FEX FIRE EXTINGUISHER
- SZ SERVICES ZONE
- SP STAIR PRESSURE
- RC REFUSE CHUTE/WASTE
- LC LINEN CHUTE
- PL FINISH TAG (REFER FF&E TECHNICAL SCHEDULE)
- A/C AIR CONDITIONING
- A/P ACCESS PANEL
- AWN AWNING
- BA1 BALUSTRADE TYPE 1, 2, 3...
- BO1 BOLLARD TYPE 1, 2, 3...
- BCY BALCONY
- BT BATHROOM TYPE 1, 2, 3
- CI CONTROL JOINT
- DP DOWNPIPE
- FS01 FIRE STAIR 01.02...
- FW FLOOR WASTE
- KE KITCHEN EXHAUST
- KT KITCHEN TYPE 1, 2, 3
- LR LOBBY RELIEF
- LS LOBBY SUPPLY
- LV1 LOUVRE TYPE 1, 2, 3...
- LY LAUNDRY TYPE 1, 2, 3...
- M1 METAL SCREEN TYPE 1, 2, 3
- ME MECHANICAL EXHAUST
- ML1 MECHANICAL LOUVRE (EXTERNAL) TYPE 1, 2, 3...
- MV1 MECHANICAL LOUVRE (INTERNAL) TYPE 1, 2, 3...
- OF1 OVER FLOW TYPE 1, 2, 3
- PO PLANTER BOX OUTLET
- RT ROBE TYPE 1, 2, 3
- RWO RAIN WATER OUTLET

- ALL TUNISH LOCATIONS TO BE COORDINATED HYDRAULIC ENGINEERS DRAWINGS
- WALL HATCHES
- INSITU CONCRETE
  - PRECAST CONCRETE
  - CONCRETE BUND
  - LOW PRECAST

**BCA certifiers**  
 Date Issued: 14 August 2023  
 BUILDING APPROVAL is amended under S.32 of the Building Act 2004. BCA Certifiers Australia Pty Ltd  
**Sch 2.2(a)(ii)**  
 Approval is subject to the original conditions of approval dated 01 June 2022

01 LEVEL 16 GA FLOOR PLAN

BIMcloud: FRM/CLOUD BIMcloud/19125 40 Allara St Canberra/00 MODEL/00 CD/BIM MODEL/19125 General

REVISION	NO.	DESCRIPTION	DATE
06	GENERAL UPDATE	AR	12.10.2021
07	WET AREA TENDER ISSUE	PM	18.11.2021
A	ISSUE FOR CONSTRUCTION	PM	24.01.2022
B	ISSUE FOR CONSTRUCTION	PM	31.01.2022
C	BCA DDA COMMENTS ADDRESSED	PM	15.03.2022
D	AW09 SIGNAGE ADDITIONAL RETAIL SIGNS AMENDED SKY SIGNS	AR	20.05.2022
E	GENERAL UPDATE P.I.R. BOARDS INCLUSION	AR	03.06.2022
F	MERITON COMMENTS ADDITIONAL HOBBS	AR	16.06.2022

REVISION	NO.	DESCRIPTION	DATE
G	ISSUE FOR CC STRUCTURE & FITOUT L11 TO L17	AR	08.07.2022
H	AMENDED DOOR TO OPE PLANT AREA	AR	05.10.2022
I	ADDITIONAL MECHANICAL PENETRATION	AR	02.11.2022
J	AW18 LEVEL 16 DELETED MESH SCREEN COVERPLATES TO NANGARI ST FACADE	AR	10.01.2023
K	REVISED STEEL STRUC. ADVICE FROM FACADE ENGINEER	AR	12.01.2023
L	REVISED STEEL MEMBER SIZES	PM	19.01.2023
M	AMENDED DOOR TO PLANT ROOM	PM	10.02.2023
N	MSS5 LEVEL 16	PM	17.02.2023

**QUALITY ASSURANCE** (FK IS A CERTIFIED COMPANY TO ISO 9001:2015)

THIS PROJECT IS SUBJECT TO THE FK QUALITY ASSURANCE SYSTEM

- SCHEMATIC DESIGN REVIEW FOR THIS PROJECT IS COMPLETE. DATE OF REVIEW: 01.10.2020
- DESIGN DEVELOPMENT REVIEW FOR THIS PROJECT IS COMPLETE. DATE OF REVIEW: 01.10.2021
- TENDER DOCUMENTATION REVIEW FOR THIS PROJECT IS COMPLETE. DATE OF REVIEW: 11.11.21
- CONSTRUCTION DOCUMENTATION REVIEW FOR THIS DRAWING IS COMPLETE. DATE OF REVIEW: 18.01.2022

IF THIS DRAWING IS STAMPED UNCONTROLLED COPY THEN IT IS TO BE CONSIDERED A DRAFT. SUBJECT TO REVISION WITHOUT NOTICE

**NOTES**

THIS DRAWING IS COPYRIGHT AND SHALL REMAIN THE PROPERTY OF FENDER KATSALIDIS (AUST) PTY LTD  
 CHECK AND VERIFY ALL DIMENSIONS ON SITE PRIOR TO COMMENCING WORK. DRAWING TO BE READ IN CONJUNCTION WITH ALL OTHER CONTRACT DOCUMENTS. DO NOT SCALE DRAWINGS. USE FIGURED DIMENSIONS ONLY. SEEK CLARIFICATION OF INCONSISTENCIES / CONFLICTS.

DRAWN	DATE	CHECKED	PLOT DATE	JOB NO.	SCALE
AR	17.02.2023	PM	17.02.2023	19125	1:100@A1

**PROJECT**

MERITON SUITES CANBERRA  
 40 ALLARA ST  
 CANBERRA ACT 2061

**DRAWING TITLE**

LEVEL 16 GA FLOOR PLAN

**ISSUE PURPOSE**

FOR CONSTRUCTION


**REV.** N **DRAWING NO.** A0116

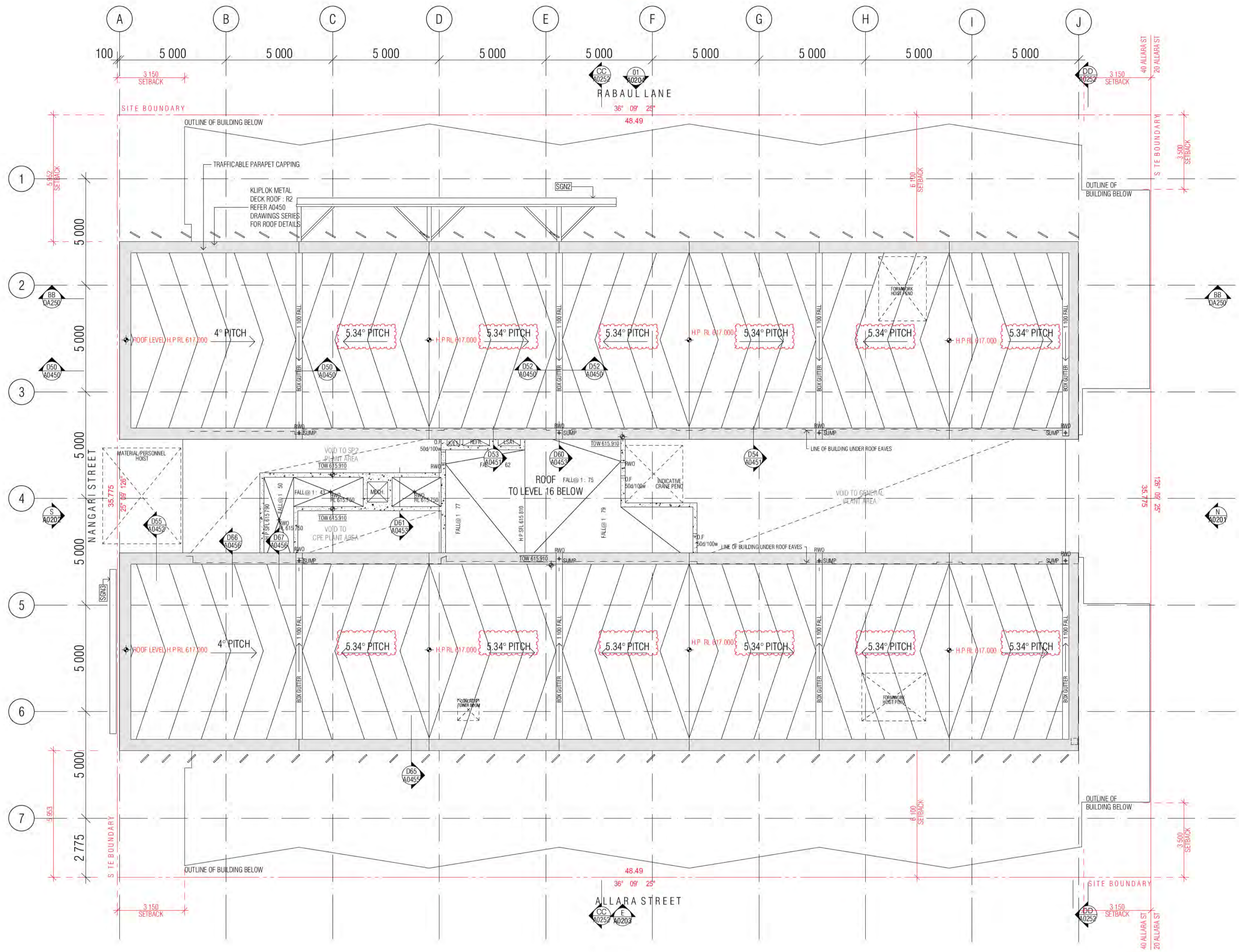
**FENDER KATSALIDIS**  
 WWW.FKAUSTRALIA.COM  
 L21, 269 GEORGE STREET, SYDNEY  
 NEW SOUTH WALES 2000 AUSTRALIA  
 TELEPHONE: +61 2 8216 3500  
 FENDER KATSALIDIS (AUST) PTY LTD ACN 092 943 032

**ISSUE PURPOSE**

FOR CONSTRUCTION

**REV.** N **DRAWING NO.** A0116





**GENERAL LEGEND**

- HOTEL 1A → SUITE TYPE
- 101 → LEVEL/SUITE NUMBER
- 4 m2 → SUITE AREA
- SFL-33.250
- LEVELS: SFL STRUCTURAL FLOOR LEVEL
- NGL NATURAL GROUND LEVEL
- PL FINISHED PAVING LEVEL
- FFL FINISHED FLOOR LEVEL
- (N) NEW
- TK TOP OF KERB LEVEL
- G GUTTER LEVEL
- TBC TO BE CONFIRMED
- VOS VERIFY ON SITE
- FHR FIRE HOSE REEL
- FH FIRE HYDRANT
- FEX FIRE EXTINGUISHER
- SZ SERVICES ZONE
- SP STAIR PRESSURE
- RC REFUSE CHUTE/WASTE
- LC LINEN CHUTE
- PL FINISH TAG (REFER FF&E TECHNICAL SCHEDULE)
- A/C AIR CONDITIONING
- A/P ACCESS PANEL
- AWN AWNING
- Ba1 BALUSTRADE TYPE 1, 2, 3...
- BOL1 BOLLARD TYPE 1, 2, 3...
- BLY BALCONY
- BT BATHROOM TYPE 1, 2, 3
- CJ CONTROL JOINT
- DP DOWNPIPE
- FS01 FIRE STAIR 01.02...
- FW FLOOR WASTE
- KE KITCHEN EXHAUST
- KI KITCHEN TYPE 1, 2, 3
- LR LOBBY RELIEF
- LS LOBBY SUPPLY
- Lv1 LOUVRE TYPE 1, 2, 3...
- LY LAUNDRY TYPE 1, 2, 3...
- M1 METAL SCREEN TYPE 1, 2, 3
- ME MECHANICAL EXHAUST
- ML1 MECHANICAL LOUVRE (EXTERNAL) TYPE 1, 2, 3...
- MV1 MECHANICAL LOUVRE (INTERNAL) TYPE 1, 2, 3...
- OF1 OVER FLOW TYPE 1, 2, 3
- PO PLANTER BOX OUTLET
- RT ROBE TYPE 1, 2, 3
- RWO RAIN WATER OUTLET

ALL TUNISH LOCATIONS TO BE COORDINATED HYDRAULIC ENGINEERS DRAWINGS

WALL HATCHES

- INSITU CONCRETE
- PRECAST CONCRETE
- CONCRETE BUND
- LOW PRECAST

**BCA certifiers**

Date Issued: 14 August 2023

BUILDING APPROVAL is amended under S.32 of the Building Act 2004. BCA Certifiers Australia Pty Ltd

Sch 2.2(a)(ii)

Approval is subject to the original conditions of approval dated 01 June 2022

01 ROOF LEVEL GA PLAN

BIMcloud: FRBIMCLOUD BIMcloud19125 40 Allara St Canberra\00 MODEL\00 CD\BIM MODEL\19125 General

REVISION	REVISION	REVISION	REVISION	REVISION	REVISION
GENERAL UPDATE	RH 18.12.2020	E AW09 SIGNAGE ADDITIONAL RETAIL SIGNS AMENDED SKY SIGNS	AR 20.05.2022	QUALITY ASSURANCE (FK IS A CERTIFIED COMPANY TO ISO 9001 2015)	NOTES
DRAFT TENDER ISSUE	MK 19.01.2021	F GENERAL UPDATE P.L.R. BOARDS INCLUSION	AR 03.06.2022	THIS PROJECT IS SUBJECT TO THE FK QUALITY ASSURANCE SYSTEM	THIS DRAWING IS COPYRIGHT AND SHALL REMAIN THE PROPERTY OF FENDER KATSALIDIS (AUST) PTY LTD
PRECAST ELEMENTS AND FURNITURE HIGHLIGHTED ON GAS	PM 08.02.2021	G MERITON COMMENTS ADDITIONAL HOBS	AR 16.06.2022	SCHEMATIC DESIGN REVIEW FOR THIS PROJECT IS COMPLETE. DATE OF REVIEW: 01.10.2021	CHECK AND VERIFY ALL DIMENSIONS ON SITE PRIOR TO COMMENCING WORK. DRAWING TO BE READ IN CONJUNCTION WITH ALL OTHER CONTRACT DOCUMENTS. DO NOT SCALE DRAWINGS. USE FIGURED DIMENSIONS ONLY. SEEK CLARIFICATION OF INCONSISTENCIES / CONFLICTS.
GENERAL UPDATE	AR 02.08.2021	H ISSUE FOR CC STRUCTURE & FITOUT L11 TO L17	AR 08.07.2022	DESIGN DEVELOPMENT REVIEW FOR THIS PROJECT IS COMPLETE. DATE OF REVIEW: 11.11.21	
ISSUE FOR CONSTRUCTION	PM 24.01.2022	I COORDINATION WITH HYDRAULIC	AR 22.07.2022	TENDER DOCUMENTATION REVIEW FOR THIS PROJECT IS COMPLETE. DATE OF REVIEW: 18.01.2022	
ISSUE FOR CONSTRUCTION	PM 31.01.2022	J ADDITIONAL MECH. PENETRATION ROOF SLAB	AR 21.11.2022	CONSTRUCTION DOCUMENTATION REVIEW FOR THIS DRAWING IS COMPLETE. DATE OF REVIEW: 18.01.2022	
FOR WATERPROOFING COORDINATION	AR 08.04.2022	K AW18 LEVEL 16 DELETED MESH SCREEN COVERPLATES TO NANGARI ST FACADBR	AR 10.01.2023	IF THIS DRAWING IS STAMPED UNCONTROLLED COPY THEN IT IS TO BE CONSIDERED A DRAFT. SUBJECT TO REVISION WITHOUT NOTICE	
WATERPROOFING COORDINATION	AR 14.04.2022	L REVISED ROOF PITCH	PM 23.01.2023		

DATE	CHECKED	PLOT DATE	JOB NO.	SCALE	DRAWING TITLE
23.01.2023	PM	25.01.2023	19125	1:100@A1	ROOF LEVEL GA PLAN

**PROJECT**

MERITON SUITES CANBERRA  
40 ALLARA ST  
CANBERRA ACT 2061

**DRAWN** AR

**CHECKED** PM

**PLOT DATE** 25.01.2023

**JOB NO.** 19125

**SCALE** 1:100@A1

**DRAWING TITLE** ROOF LEVEL GA PLAN

**FENDER KATSALIDIS**

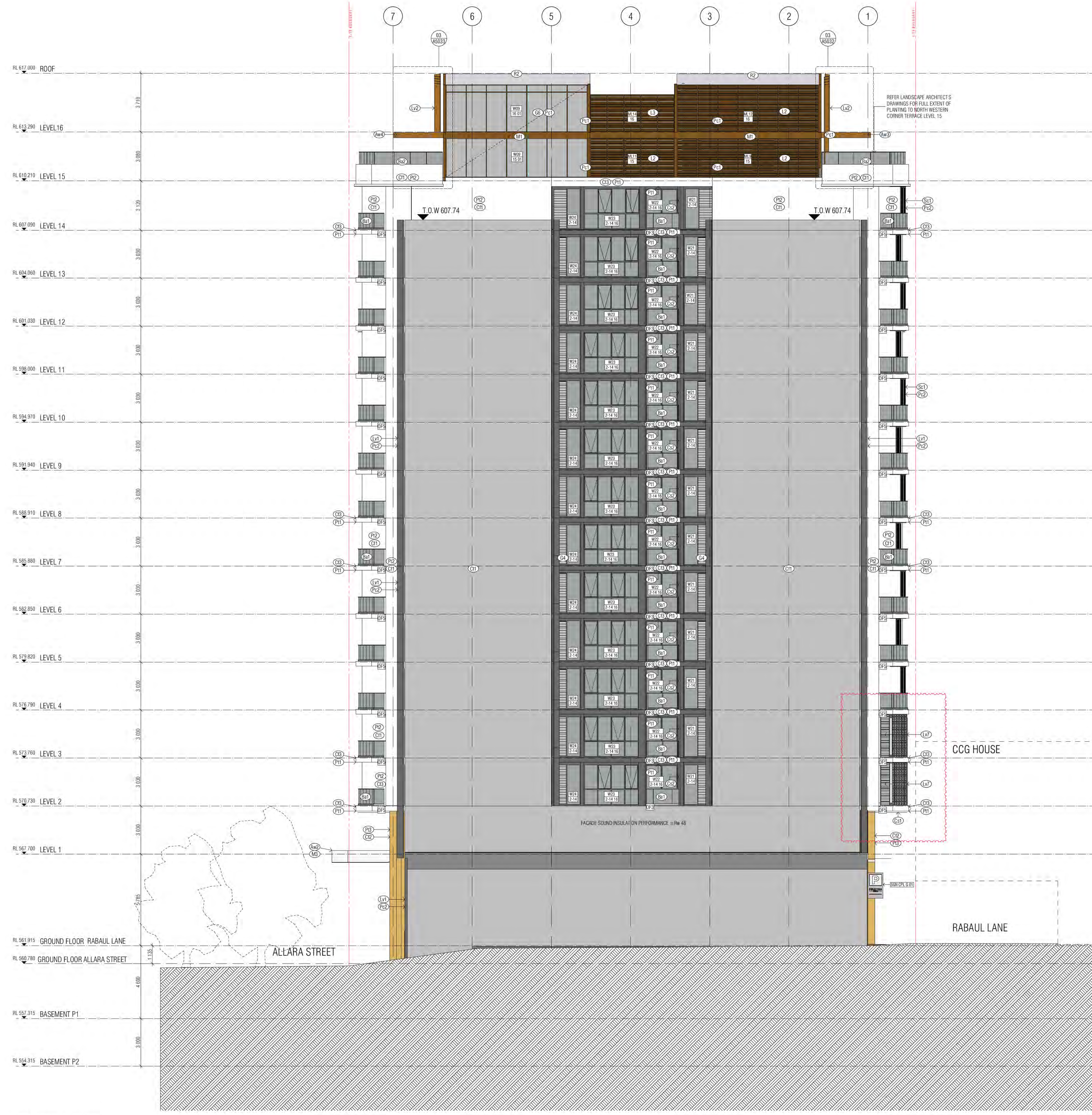
WWW.FKAUSTRALIA.COM  
L21, 259 GEORGE STREET, SYDNEY  
NEW SOUTH WALES 2000 AUSTRALIA  
TELEPHONE: +61 2 8216 3500  
FENDER KATSALIDIS (AUST) PTY LTD ACN 092 943 032

**ISSUE PURPOSE** FOR CONSTRUCTION

**REV.** L

**DRAWING NO.** A0117





01 NORTH ELEVATION

- GENERAL ELEVATIONS LEGEND**
- (B1) BALUSTRADE TYPE 1 AND B&1 1
  - (B2) CANTILEVERED GLASS BALUSTRADE, INT TO MATCH G6
  - (B3) EURO GREY SILVER
  - (B4) BALUSTRADE TYPE 2
  - (B5) CANTILEVERED GLASS BALUSTRADE VISION GLASS G6
  - (B6) SUPER CLEAR
  - (B7) BALUSTRADE TYPE 3
  - (B8) CANTILEVERED GLASS BALUSTRADE VISION GLASS G6
  - (B9) SUPER CLEAR
  - (B10) PRECAST CONCRETE WHITE WITH A CLASS 2 FINISH COLOUR CONTROL
  - (B11) AS TO AS 3610 CLAUSE 2. REFER EXTERNAL FINISHES SCHEDULE FOR TYPE
  - (B12) PRECAST CONCRETE WITH A CLASS 2 FINISH COLOUR CONTROL
  - (B13) AS TO AS 3610 CLAUSE 2. REFER EXTERNAL FINISHES SCHEDULE FOR TYPE
  - (B14) NATURAL GREY CONCRETE WITH A CLASS 2 FINISH
  - (B15) REFER EXTERNAL FINISHES SCHEDULE FOR TYPE
  - (B16) COMPRESSED FIBRE CEMENT SHEET SOFFIT CLADDING
  - (B17) REFER EXTERNAL FINISHES SCHEDULE FOR TYPE
  - (B18) COMPRESSED FIBRE CEMENT SHEET WALL CLADDING
  - (B19) REFER EXTERNAL FINISHES SCHEDULE FOR TYPE
  - (B20) GLAZING TYPES
  - (B21) ALUMINIUM WINDOW SYSTEM
  - (B22) ALUMINIUM CURTAIN WALL
  - (B23) STRUCTURAL GLAZING SYSTEM SUPER CLEAR
  - (B24) GLASS LOUVERES
  - (B25) EURO GREY SILVER
  - (B26) SUPER CLEAR
  - (B27) PRIVACY GLASS FROSTED
  - (B28) EURO GREY SILVER UNLESS NOTED OTHERWISE
  - (B29) ON ELEVATIONS
  - (L1) PLANTROOM LOUVERES
  - (L2) REFER EXTERNAL FINISHES SCHEDULE FOR TYPE
  - (L3) WINDOW SYSTEM LOUVERES
  - (L4) REFER EXTERNAL FINISHES SCHEDULE FOR TYPE
  - (L5) LOUVER SCREEN
  - (L6) REFER EXTERNAL FINISHES SCHEDULE FOR TYPE
  - (L7) METAL LOUVER BLADES
  - (L8) REFER EXTERNAL FINISHES SCHEDULE FOR TYPE
  - (L9) METAL LOUVER BLADES
  - (L10) REFER EXTERNAL FINISHES SCHEDULE FOR TYPE
  - (L11) SCREEN DEVICE
  - (L12) REFER EXTERNAL FINISHES SCHEDULE FOR TYPE
  - (L13) ALUMINIUM CLADDING
  - (L14) REFER EXTERNAL FINISHES SCHEDULE FOR TYPE
  - (L15) ALUMINIUM CLADDING
  - (L16) REFER EXTERNAL FINISHES SCHEDULE FOR TYPE
  - (L17) ALUMINIUM CLADDING
  - (L18) REFER EXTERNAL FINISHES SCHEDULE FOR TYPE
  - (L19) NOTE: ALL CLADDING SYSTEMS, PANELS AS INDICATED ON ARCHITECTURAL DRAWINGS, DESIGN DEVELOPED, DETAILED AND INSTALLED IN ACCORDANCE WITH THE APPROVED SHOP DRAWINGS.
  - (R1) APPLIED RENDER FINISH
  - (R2) REFER EXTERNAL FINISHES SCHEDULE FOR TYPE
  - (R3) APPLIED RENDER FINISH
  - (R4) REFER EXTERNAL FINISHES SCHEDULE FOR TYPE
  - (R5) APPLIED RENDER FINISH
  - (R6) REFER EXTERNAL FINISHES SCHEDULE FOR TYPE
  - (R7) BALLAST
  - (R8) REFER EXTERNAL FINISHES SCHEDULE FOR TYPE
  - (R9) STEEL ROOFING
  - (R10) REFER EXTERNAL FINISHES SCHEDULE FOR TYPE
  - (R11) FINISH
  - (R12) REFER EXTERNAL FINISHES SCHEDULE FOR TYPE
  - (R13) AUTOMATIC SLIDING DOOR
  - (R14) REFER EXTERNAL FINISHES SCHEDULE FOR TYPE
  - (R15) AUTOMATIC SLIDING DOOR
  - (R16) REFER EXTERNAL FINISHES SCHEDULE FOR TYPE
  - (R17) OVERHEAD DOOR 01, 02
  - (R18) REFER EXTERNAL FINISHES SCHEDULE FOR TYPE
  - (R19) POWDER COAT FINISH 01 INTERPON FLAT MATT BRILLIANCE
  - (R20) REFER EXTERNAL FINISHES SCHEDULE FOR TYPE
  - (R21) POWDER COAT FINISH 02 INTERPON TITANIUM PEARL MATT
  - (R22) REFER EXTERNAL FINISHES SCHEDULE FOR TYPE
  - (R23) POWDER COAT FINISH 03 INTERPON FLAT MATT WHITE
  - (R24) REFER EXTERNAL FINISHES SCHEDULE FOR TYPE
  - (R25) PAINT FINISH 01 ELASTOMER PAINT WHITE
  - (R26) REFER EXTERNAL FINISHES SCHEDULE FOR TYPE
  - (R27) PAINT FINISH 02 SCOTONE ANTI-CRACKING EPOXY COM
  - (R28) REFER EXTERNAL FINISHES SCHEDULE FOR TYPE
  - (R29) PAINT FINISH 03 SCOTONE PHOTO-PACKAGE EPOXY COM
  - (R30) REFER EXTERNAL FINISHES SCHEDULE FOR TYPE
  - (R31) PAVING FINISH
  - (R32) REFER EXTERNAL FINISHES SCHEDULE FOR TYPE
  - (R33) PAVING FINISH
  - (R34) REFER EXTERNAL FINISHES SCHEDULE FOR TYPE
  - (M1) MECHANICAL VENTILATION GRILLES
  - (M2) L500\*1070
  - (M3) L500\*1070
  - (M4) L2400\*1450
  - (M5) L2400\*1450
  - (M6) L300\*1400
  - (M7) L300\*1400
  - (M8) L300\*1400
  - (M9) L2800\*1400
  - (M10) L2800\*1400
  - (M11) L2500\*1400
  - (M12) L2500\*1400
  - (M13) L2800\*1450
  - (M14) L2800\*1450
  - (M15) L2400\*1450
  - (M16) 2" SYSTEM EYE BALL DIFFUSER
  - (W1) WINDOW NUMBER
  - (T1) HOTEL SUITE NUMBER
  - (B1) BUILDING LEVEL
  - (R) RETURN WALL
  - (S) SOFFIT FINISH
  - (OF1) OVERFLOW 1, 2, 3

**NCA**  
Date Issued: 14 August 2023  
BUILDING APPROVAL is granted under s.331 of the Building Act 2004.  
RCA Certifiers Australia Pty Ltd  
Sch 2.2(a)(1)

REVISION	DATE	BY	DESCRIPTION
01	18.05.2023	MK	ISSUED FOR INFORMATION
02	18.05.2023	MK	ISSUED FOR INFORMATION
03	18.05.2023	MK	ISSUED FOR INFORMATION
04	18.05.2023	MK	ISSUED FOR INFORMATION
05	18.05.2023	MK	ISSUED FOR INFORMATION
06	18.05.2023	MK	ISSUED FOR INFORMATION
07	18.05.2023	MK	ISSUED FOR INFORMATION
08	18.05.2023	MK	ISSUED FOR INFORMATION
09	18.05.2023	MK	ISSUED FOR INFORMATION
10	18.05.2023	MK	ISSUED FOR INFORMATION
11	18.05.2023	MK	ISSUED FOR INFORMATION
12	18.05.2023	MK	ISSUED FOR INFORMATION
13	18.05.2023	MK	ISSUED FOR INFORMATION
14	18.05.2023	MK	ISSUED FOR INFORMATION
15	18.05.2023	MK	ISSUED FOR INFORMATION
16	18.05.2023	MK	ISSUED FOR INFORMATION
17	18.05.2023	MK	ISSUED FOR INFORMATION
18	18.05.2023	MK	ISSUED FOR INFORMATION
19	18.05.2023	MK	ISSUED FOR INFORMATION
20	18.05.2023	MK	ISSUED FOR INFORMATION
21	18.05.2023	MK	ISSUED FOR INFORMATION
22	18.05.2023	MK	ISSUED FOR INFORMATION
23	18.05.2023	MK	ISSUED FOR INFORMATION
24	18.05.2023	MK	ISSUED FOR INFORMATION
25	18.05.2023	MK	ISSUED FOR INFORMATION
26	18.05.2023	MK	ISSUED FOR INFORMATION
27	18.05.2023	MK	ISSUED FOR INFORMATION
28	18.05.2023	MK	ISSUED FOR INFORMATION
29	18.05.2023	MK	ISSUED FOR INFORMATION
30	18.05.2023	MK	ISSUED FOR INFORMATION

QUALITY ASSURANCE	DATE	BY	DESCRIPTION
1	18.05.2023	MK	ISSUED FOR INFORMATION
2	18.05.2023	MK	ISSUED FOR INFORMATION
3	18.05.2023	MK	ISSUED FOR INFORMATION
4	18.05.2023	MK	ISSUED FOR INFORMATION
5	18.05.2023	MK	ISSUED FOR INFORMATION
6	18.05.2023	MK	ISSUED FOR INFORMATION
7	18.05.2023	MK	ISSUED FOR INFORMATION
8	18.05.2023	MK	ISSUED FOR INFORMATION
9	18.05.2023	MK	ISSUED FOR INFORMATION
10	18.05.2023	MK	ISSUED FOR INFORMATION
11	18.05.2023	MK	ISSUED FOR INFORMATION
12	18.05.2023	MK	ISSUED FOR INFORMATION
13	18.05.2023	MK	ISSUED FOR INFORMATION
14	18.05.2023	MK	ISSUED FOR INFORMATION
15	18.05.2023	MK	ISSUED FOR INFORMATION
16	18.05.2023	MK	ISSUED FOR INFORMATION
17	18.05.2023	MK	ISSUED FOR INFORMATION
18	18.05.2023	MK	ISSUED FOR INFORMATION
19	18.05.2023	MK	ISSUED FOR INFORMATION
20	18.05.2023	MK	ISSUED FOR INFORMATION
21	18.05.2023	MK	ISSUED FOR INFORMATION
22	18.05.2023	MK	ISSUED FOR INFORMATION
23	18.05.2023	MK	ISSUED FOR INFORMATION
24	18.05.2023	MK	ISSUED FOR INFORMATION
25	18.05.2023	MK	ISSUED FOR INFORMATION
26	18.05.2023	MK	ISSUED FOR INFORMATION
27	18.05.2023	MK	ISSUED FOR INFORMATION
28	18.05.2023	MK	ISSUED FOR INFORMATION
29	18.05.2023	MK	ISSUED FOR INFORMATION
30	18.05.2023	MK	ISSUED FOR INFORMATION

NOTES
1. THIS DRAWING IS COPYRIGHT AND SHALL REMAIN THE PROPERTY OF FENDER KATSALIDIS (FK) LTD. CHECK AND VERIFY ALL DIMENSIONS AND COORDINATES TO BE READ IN CONJUNCTION WITH ALL OTHER CONTRACT DOCUMENTS. DO NOT SCALE DRAWINGS. USE PROVIDED DIMENSIONS ONLY. SEEK CLARIFICATION OF INCONSISTENCIES / CONFLICTS.
2. THE DRAWING IS SHOWN UNCONTROLLED COPY. IT IS TO BE CONSIDERED A DRAFT. SUBJECT TO REVISION WITHOUT NOTICE.
3. DATE OF REVIEW: 01/10/2020
4. DATE OF REVIEW: 01/10/2021
5. DATE OF REVIEW: 01/10/2022
6. DATE OF REVIEW: 12/01/2023

**PROJECT**  
MERITON SUITES CANBERRA  
40 ALLARA ST  
CANBERRA ACT 2061

**DRAWING TITLE**  
NORTH ELEVATION

**ISSUE PURPOSE**  
FOR CONSTRUCTION

**REV.**  
J

**DRAWING NO.**  
A0201

**SCALE**  
1:100@A0

**DATE**  
18.05.2023

**CHECKED**  
PM

**PLOT DATE**  
18.05.2023


**JOB NO.**  
19125

**SCALE**  
1:100@A0


**ISSUE PURPOSE**  
FOR CONSTRUCTION

**ISSUE DATE**  
14 August 2023

**ISSUE NO.**  
A0201



**FENDER KATSALIDIS**  
WWW.FKAUSTRALIA.COM  
L1/1, 208 GEORGE STREET, SYDNEY  
NEW SOUTH WALES 2000 AUSTRALIA  
TELEPHONE: +61 2 826 3900  
FENDER KATSALIDIS (AUSTRALIA) PTY LTD A/CN 062 943 330



01 SOUTH ELEVATION

- GENERAL ELEVATIONS LEGEND**
- (B1) BALUSTRADE TYPE 1 AND B1.1 CANTILEVERED GLASS BALUSTRADE, TINT TO MATCH G6 EURO GREY SILVER
  - (B2) BALUSTRADE TYPE 2 CANTILEVERED GLASS BALUSTRADE VISION GLASS G6 SUPER CLEAR
  - (B3) BALUSTRADE TYPE 3 CANTILEVERED GLASS BALUSTRADE VISION GLASS G6 SUPER CLEAR
  - (B4) PRECAST CONCRETE WHITE WITH A CLASS 2 FINISH COLOUR CONTROL AS TO AS 3610 CLAUSE 2. REFER EXTERNAL FINISHES SCHEDULE FOR TYPE. REFER EXTERNAL FINISHES SCHEDULE FOR TYPE AS TO AS 3610 CLAUSE 2. REFER EXTERNAL FINISHES SCHEDULE FOR TYPE
  - (B5) NATURAL GREY CONCRETE WITH A CLASS 2 FINISH REFER EXTERNAL FINISHES SCHEDULE FOR TYPE
  - (B6) COMPRESSED FIBRE CEMENT SHEET SOFFIT CLADDING REFER EXTERNAL FINISHES SCHEDULE FOR TYPE
  - (B7) COMPRESSED FIBRE CEMENT SHEET WALL CLADDING REFER EXTERNAL FINISHES SCHEDULE FOR TYPE
  - (GL1) ALUMINIUM WINDOW SYSTEM
  - (GL2) ALUMINIUM CURTAIN WALL
  - (GL3) STRUCTURAL GLAZING SYSTEM SUPER CLEAR
  - (GL4) GLASS LOUVRES
  - (GL5) EURO GREY SILVER
  - (GL6) SUPER CLEAR
  - (GL7) PRIVACY GLASS - Frosted
  - (G1) G6 EURO GREY SILVER UNLESS NOTED OTHERWISE ON ELEVATIONS
  - (L1) PLANTROOM LOUVRES REFER EXTERNAL FINISHES SCHEDULE FOR TYPE
  - (L2) WINDOW SYSTEM LOUVRES REFER EXTERNAL FINISHES SCHEDULE FOR TYPE
  - (L3) LOUVER SCREEN REFER EXTERNAL FINISHES SCHEDULE FOR TYPE
  - (L4) METAL LOUVER BLADES REFER EXTERNAL FINISHES SCHEDULE FOR TYPE
  - (L5) METAL LOUVER BLADES REFER EXTERNAL FINISHES SCHEDULE FOR TYPE
  - (L6) SCREEN DEVICE REFER EXTERNAL FINISHES SCHEDULE FOR TYPE
  - (L7) ALUMINIUM CLADDING REFER EXTERNAL FINISHES SCHEDULE FOR TYPE
  - (L8) ALUMINIUM CLADDING REFER EXTERNAL FINISHES SCHEDULE FOR TYPE
  - (L9) ALUMINIUM CLADDING REFER EXTERNAL FINISHES SCHEDULE FOR TYPE
  - (L10) ALUMINIUM CLADDING REFER EXTERNAL FINISHES SCHEDULE FOR TYPE
  - (L11) APPLIED RENDER FINISH REFER EXTERNAL FINISHES SCHEDULE FOR TYPE
  - (L12) APPLIED RENDER FINISH REFER EXTERNAL FINISHES SCHEDULE FOR TYPE
  - (L13) APPLIED RENDER FINISH REFER EXTERNAL FINISHES SCHEDULE FOR TYPE
  - (L14) BALLAST REFER EXTERNAL FINISHES SCHEDULE FOR TYPE
  - (L15) STEEL ROOFING REFER EXTERNAL FINISHES SCHEDULE FOR TYPE
  - (L16) FINISH REFER EXTERNAL FINISHES SCHEDULE FOR TYPE
  - (L17) AUTOMATIC SLIDING DOOR REFER EXTERNAL FINISHES SCHEDULE FOR TYPE
  - (L18) AUTOMATIC SLIDING DOOR REFER EXTERNAL FINISHES SCHEDULE FOR TYPE
  - (L19) AUTOMATIC SLIDING DOOR REFER EXTERNAL FINISHES SCHEDULE FOR TYPE
  - (L20) OVERHEAD DOOR 01, 02 REFER EXTERNAL FINISHES SCHEDULE FOR TYPE
  - (L21) POWDER COAT FINISH 01 INTERIOR, FLAT MATT BRILLIANCE REFER EXTERNAL FINISHES SCHEDULE FOR TYPE
  - (L22) POWDER COAT FINISH 02 INTERIOR, TITANIUM PEARL MATT REFER EXTERNAL FINISHES SCHEDULE FOR TYPE
  - (L23) POWDER COAT FINISH 03 INTERIOR, FLAT MATT WHITE REFER EXTERNAL FINISHES SCHEDULE FOR TYPE
  - (L24) PAINT FINISH 01 REFER EXTERNAL FINISHES SCHEDULE FOR TYPE
  - (L25) PAINT FINISH 02 REFER EXTERNAL FINISHES SCHEDULE FOR TYPE
  - (L26) PAINT FINISH 03 REFER EXTERNAL FINISHES SCHEDULE FOR TYPE
  - (L27) PAINT FINISH 04 REFER EXTERNAL FINISHES SCHEDULE FOR TYPE
  - (L28) PAINT FINISH 05 REFER EXTERNAL FINISHES SCHEDULE FOR TYPE
  - (L29) PAINT FINISH 06 REFER EXTERNAL FINISHES SCHEDULE FOR TYPE
  - (L30) PAINT FINISH 07 REFER EXTERNAL FINISHES SCHEDULE FOR TYPE
  - (L31) PAINT FINISH 08 REFER EXTERNAL FINISHES SCHEDULE FOR TYPE
  - (L32) PAINT FINISH 09 REFER EXTERNAL FINISHES SCHEDULE FOR TYPE
  - (L33) PAINT FINISH 10 REFER EXTERNAL FINISHES SCHEDULE FOR TYPE
  - (L34) PAINT FINISH 11 REFER EXTERNAL FINISHES SCHEDULE FOR TYPE
  - (L35) PAINT FINISH 12 REFER EXTERNAL FINISHES SCHEDULE FOR TYPE
  - (L36) PAINT FINISH 13 REFER EXTERNAL FINISHES SCHEDULE FOR TYPE
  - (L37) PAINT FINISH 14 REFER EXTERNAL FINISHES SCHEDULE FOR TYPE
  - (L38) PAINT FINISH 15 REFER EXTERNAL FINISHES SCHEDULE FOR TYPE
  - (L39) PAINT FINISH 16 REFER EXTERNAL FINISHES SCHEDULE FOR TYPE
  - (L40) PAINT FINISH 17 REFER EXTERNAL FINISHES SCHEDULE FOR TYPE
  - (L41) PAINT FINISH 18 REFER EXTERNAL FINISHES SCHEDULE FOR TYPE
  - (L42) PAINT FINISH 19 REFER EXTERNAL FINISHES SCHEDULE FOR TYPE
  - (L43) PAINT FINISH 20 REFER EXTERNAL FINISHES SCHEDULE FOR TYPE
  - (L44) PAINT FINISH 21 REFER EXTERNAL FINISHES SCHEDULE FOR TYPE
  - (L45) PAINT FINISH 22 REFER EXTERNAL FINISHES SCHEDULE FOR TYPE
  - (L46) PAINT FINISH 23 REFER EXTERNAL FINISHES SCHEDULE FOR TYPE
  - (L47) PAINT FINISH 24 REFER EXTERNAL FINISHES SCHEDULE FOR TYPE
  - (L48) PAINT FINISH 25 REFER EXTERNAL FINISHES SCHEDULE FOR TYPE
  - (L49) PAINT FINISH 26 REFER EXTERNAL FINISHES SCHEDULE FOR TYPE
  - (L50) PAINT FINISH 27 REFER EXTERNAL FINISHES SCHEDULE FOR TYPE
  - (L51) PAINT FINISH 28 REFER EXTERNAL FINISHES SCHEDULE FOR TYPE
  - (L52) PAINT FINISH 29 REFER EXTERNAL FINISHES SCHEDULE FOR TYPE
  - (L53) PAINT FINISH 30 REFER EXTERNAL FINISHES SCHEDULE FOR TYPE
  - (L54) PAINT FINISH 31 REFER EXTERNAL FINISHES SCHEDULE FOR TYPE
  - (L55) PAINT FINISH 32 REFER EXTERNAL FINISHES SCHEDULE FOR TYPE
  - (L56) PAINT FINISH 33 REFER EXTERNAL FINISHES SCHEDULE FOR TYPE
  - (L57) PAINT FINISH 34 REFER EXTERNAL FINISHES SCHEDULE FOR TYPE
  - (L58) PAINT FINISH 35 REFER EXTERNAL FINISHES SCHEDULE FOR TYPE
  - (L59) PAINT FINISH 36 REFER EXTERNAL FINISHES SCHEDULE FOR TYPE
  - (L60) PAINT FINISH 37 REFER EXTERNAL FINISHES SCHEDULE FOR TYPE
  - (L61) PAINT FINISH 38 REFER EXTERNAL FINISHES SCHEDULE FOR TYPE
  - (L62) PAINT FINISH 39 REFER EXTERNAL FINISHES SCHEDULE FOR TYPE
  - (L63) PAINT FINISH 40 REFER EXTERNAL FINISHES SCHEDULE FOR TYPE
  - (L64) PAINT FINISH 41 REFER EXTERNAL FINISHES SCHEDULE FOR TYPE
  - (L65) PAINT FINISH 42 REFER EXTERNAL FINISHES SCHEDULE FOR TYPE
  - (L66) PAINT FINISH 43 REFER EXTERNAL FINISHES SCHEDULE FOR TYPE
  - (L67) PAINT FINISH 44 REFER EXTERNAL FINISHES SCHEDULE FOR TYPE
  - (L68) PAINT FINISH 45 REFER EXTERNAL FINISHES SCHEDULE FOR TYPE
  - (L69) PAINT FINISH 46 REFER EXTERNAL FINISHES SCHEDULE FOR TYPE
  - (L70) PAINT FINISH 47 REFER EXTERNAL FINISHES SCHEDULE FOR TYPE
  - (L71) PAINT FINISH 48 REFER EXTERNAL FINISHES SCHEDULE FOR TYPE
  - (L72) PAINT FINISH 49 REFER EXTERNAL FINISHES SCHEDULE FOR TYPE
  - (L73) PAINT FINISH 50 REFER EXTERNAL FINISHES SCHEDULE FOR TYPE
  - (L74) PAINT FINISH 51 REFER EXTERNAL FINISHES SCHEDULE FOR TYPE
  - (L75) PAINT FINISH 52 REFER EXTERNAL FINISHES SCHEDULE FOR TYPE
  - (L76) PAINT FINISH 53 REFER EXTERNAL FINISHES SCHEDULE FOR TYPE
  - (L77) PAINT FINISH 54 REFER EXTERNAL FINISHES SCHEDULE FOR TYPE
  - (L78) PAINT FINISH 55 REFER EXTERNAL FINISHES SCHEDULE FOR TYPE
  - (L79) PAINT FINISH 56 REFER EXTERNAL FINISHES SCHEDULE FOR TYPE
  - (L80) PAINT FINISH 57 REFER EXTERNAL FINISHES SCHEDULE FOR TYPE
  - (L81) PAINT FINISH 58 REFER EXTERNAL FINISHES SCHEDULE FOR TYPE
  - (L82) PAINT FINISH 59 REFER EXTERNAL FINISHES SCHEDULE FOR TYPE
  - (L83) PAINT FINISH 60 REFER EXTERNAL FINISHES SCHEDULE FOR TYPE
  - (L84) PAINT FINISH 61 REFER EXTERNAL FINISHES SCHEDULE FOR TYPE
  - (L85) PAINT FINISH 62 REFER EXTERNAL FINISHES SCHEDULE FOR TYPE
  - (L86) PAINT FINISH 63 REFER EXTERNAL FINISHES SCHEDULE FOR TYPE
  - (L87) PAINT FINISH 64 REFER EXTERNAL FINISHES SCHEDULE FOR TYPE
  - (L88) PAINT FINISH 65 REFER EXTERNAL FINISHES SCHEDULE FOR TYPE
  - (L89) PAINT FINISH 66 REFER EXTERNAL FINISHES SCHEDULE FOR TYPE
  - (L90) PAINT FINISH 67 REFER EXTERNAL FINISHES SCHEDULE FOR TYPE
  - (L91) PAINT FINISH 68 REFER EXTERNAL FINISHES SCHEDULE FOR TYPE
  - (L92) PAINT FINISH 69 REFER EXTERNAL FINISHES SCHEDULE FOR TYPE
  - (L93) PAINT FINISH 70 REFER EXTERNAL FINISHES SCHEDULE FOR TYPE
  - (L94) PAINT FINISH 71 REFER EXTERNAL FINISHES SCHEDULE FOR TYPE
  - (L95) PAINT FINISH 72 REFER EXTERNAL FINISHES SCHEDULE FOR TYPE
  - (L96) PAINT FINISH 73 REFER EXTERNAL FINISHES SCHEDULE FOR TYPE
  - (L97) PAINT FINISH 74 REFER EXTERNAL FINISHES SCHEDULE FOR TYPE
  - (L98) PAINT FINISH 75 REFER EXTERNAL FINISHES SCHEDULE FOR TYPE
  - (L99) PAINT FINISH 76 REFER EXTERNAL FINISHES SCHEDULE FOR TYPE
  - (L100) PAINT FINISH 77 REFER EXTERNAL FINISHES SCHEDULE FOR TYPE
  - (L101) PAINT FINISH 78 REFER EXTERNAL FINISHES SCHEDULE FOR TYPE
  - (L102) PAINT FINISH 79 REFER EXTERNAL FINISHES SCHEDULE FOR TYPE
  - (L103) PAINT FINISH 80 REFER EXTERNAL FINISHES SCHEDULE FOR TYPE
  - (L104) PAINT FINISH 81 REFER EXTERNAL FINISHES SCHEDULE FOR TYPE
  - (L105) PAINT FINISH 82 REFER EXTERNAL FINISHES SCHEDULE FOR TYPE
  - (L106) PAINT FINISH 83 REFER EXTERNAL FINISHES SCHEDULE FOR TYPE
  - (L107) PAINT FINISH 84 REFER EXTERNAL FINISHES SCHEDULE FOR TYPE
  - (L108) PAINT FINISH 85 REFER EXTERNAL FINISHES SCHEDULE FOR TYPE
  - (L109) PAINT FINISH 86 REFER EXTERNAL FINISHES SCHEDULE FOR TYPE
  - (L110) PAINT FINISH 87 REFER EXTERNAL FINISHES SCHEDULE FOR TYPE
  - (L111) PAINT FINISH 88 REFER EXTERNAL FINISHES SCHEDULE FOR TYPE
  - (L112) PAINT FINISH 89 REFER EXTERNAL FINISHES SCHEDULE FOR TYPE
  - (L113) PAINT FINISH 90 REFER EXTERNAL FINISHES SCHEDULE FOR TYPE
  - (L114) PAINT FINISH 91 REFER EXTERNAL FINISHES SCHEDULE FOR TYPE
  - (L115) PAINT FINISH 92 REFER EXTERNAL FINISHES SCHEDULE FOR TYPE
  - (L116) PAINT FINISH 93 REFER EXTERNAL FINISHES SCHEDULE FOR TYPE
  - (L117) PAINT FINISH 94 REFER EXTERNAL FINISHES SCHEDULE FOR TYPE
  - (L118) PAINT FINISH 95 REFER EXTERNAL FINISHES SCHEDULE FOR TYPE
  - (L119) PAINT FINISH 96 REFER EXTERNAL FINISHES SCHEDULE FOR TYPE
  - (L120) PAINT FINISH 97 REFER EXTERNAL FINISHES SCHEDULE FOR TYPE
  - (L121) PAINT FINISH 98 REFER EXTERNAL FINISHES SCHEDULE FOR TYPE
  - (L122) PAINT FINISH 99 REFER EXTERNAL FINISHES SCHEDULE FOR TYPE
  - (L123) PAINT FINISH 100 REFER EXTERNAL FINISHES SCHEDULE FOR TYPE
- MECHANICAL VENTILATION GRILLES**
- MV1 1500\*1070
  - MV2 1500\*1070
  - MV3 1200\*1450
  - MV4 1300\*1300
  - MV5 1300\*1200
  - MV6 1500\*1500
  - MV7 1200\*1300
  - MV8 1500\*1300
  - MV9 1200\*1500
  - MV10 12500\*1500
  - MV11 1800\*1850
  - MV12 1635\*11450
  - MV13 12800\*1250
  - MV14 12000\*1250
  - MV15 12450\*1650
  - MV16 2" SYDIA EYE BALL DIFFUSER
- WOT** → WINDOW NUMBER  
**T. 01** → HOTEL SUITE NUMBER  
**1** → BUILDING LEVEL
- RETURN WALL  
 ○ SOFFIT FINISH  
 ○ OVERFLOW 1.2.3...

**NCA** *certified*  
 Date Issued: 14 August 2023  
 Building Approval is provided under s.32 of the Building Act 2004.  
 BCA Certified Australia Pty Ltd  
 Approved in respect to the original conditions of approval issued on 04 June 2022

**Sch 2.2(a)(ii)**

REVISION	DESCRIPTION	DATE	BY
1	DESIGN DEVELOPMENT	19.01.2023	EH
2	ISSUED FOR INFORMATION	15.02.2023	PM
3	ISSUED FOR INFORMATION	01.02.2023	MK
4	DRAFT THIRD ISSUE GENERAL UPDATE	23.03.2023	MK
A	FOR CONSTRUCTION	14.01.2023	PM
B	ISSUE FOR CONSTRUCTION	24.01.2023	PM
C	FOR CONSTRUCTION CERTIFICATE (P10) - P2 TO L10	04.05.2023	AR
D	AWR9 - SIGNAGE - ADDITIONAL RETAIL SIGNS - AWENDED SRY SIGNS	20.05.2023	AR

REVISION	DESCRIPTION	DATE	BY
E	COLUMN COLOUR CHANGE TO MATCH SHOP SUBMISSION	16.06.2022	PM
F	CONSTRUCTION P10 PAGES TO L10, L5	28.06.2022	PM
G	ISSUE FOR CC STRUCTURE & A100F - L11 TO L17	09.07.2022	AR
H	AWR9 - LEVEL 14 DELATERED MESH SCREEN - CORRELATES TO MANGIN OF FACADAM	16.01.2023	PM
I	WINDOW CORRELATES TO SOUTH FACADE	18.09.2023	PM

**QUALITY ASSURANCE** (PK IS A CERTIFIED COMPANY TO ISO 9001:2015)

DATE	DESCRIPTION	DATE	BY
10.06.2022	SCHEMATIC DESIGN REVIEW FOR THIS PROJECT IS COMPLETE	01.10.2020	PM
01.02.2023	DESIGN DEVELOPMENT REVIEW FOR THIS PROJECT IS COMPLETE	01.02.2023	PM
01.02.2023	TENDER DOCUMENTATION REVIEW FOR THIS PROJECT IS COMPLETE	01.02.2023	PM
16.01.2022	CONSTRUCTION DOCUMENTATION REVIEW FOR THIS DRAWING IS COMPLETE. DATE OF REVIEW: 16.01.2022	16.01.2022	PM

THIS DRAWING IS STAMPED UNCONTROLLED COPY. THIS IT IS TO BE CONSIDERED A DRAFT. SUBJECT TO REVISION WORK NOTING.

**NOTES**

THIS DRAWING IS COPYRIGHT AND SHALL REMAIN THE PROPERTY OF FENDER KATSALIDIS (SK) PTY LTD. CHECK AND VERIFY ALL DIMENSIONS (OVERLAP) PRIOR TO COMMENCING WORK. DRAWINGS TO BE READ IN CONJUNCTION WITH ALL OTHER CONTRACT DOCUMENTS. DO NOT SCALE DRAWINGS. USE PROVIDED DIMENSIONS ONLY. SEEK CLARIFICATION OF INCONSISTENCIES / CONFLICTS.

DRAWN	DATE	CHECKED	PLOT DATE	JOB NO.	SCALE
MK	18.05.2023	PM	18.05.2023	19125	1:100@A0

**PROJECT**  
 MERITON SUITES CANBERRA  
 40 ALLARA ST  
 CANBERRA ACT 2061

**DRAWING TITLE**  
 SOUTH ELEVATION

**FENDER KATSALIDIS**  
 WWW.FKAUSTRALIA.COM  
 L21, 208 GEORGE STREET, SYDNEY  
 NEW SOUTH WALES 2000 AUSTRALIA  
 TELEPHONE: +61 2 8262 3900  
 FENDER KATSALIDIS (AUSTRALIA) PTY LTD ACN 062 943 032

**ISSUE PURPOSE**  
 FOR CONSTRUCTION

**REV.**  
 1

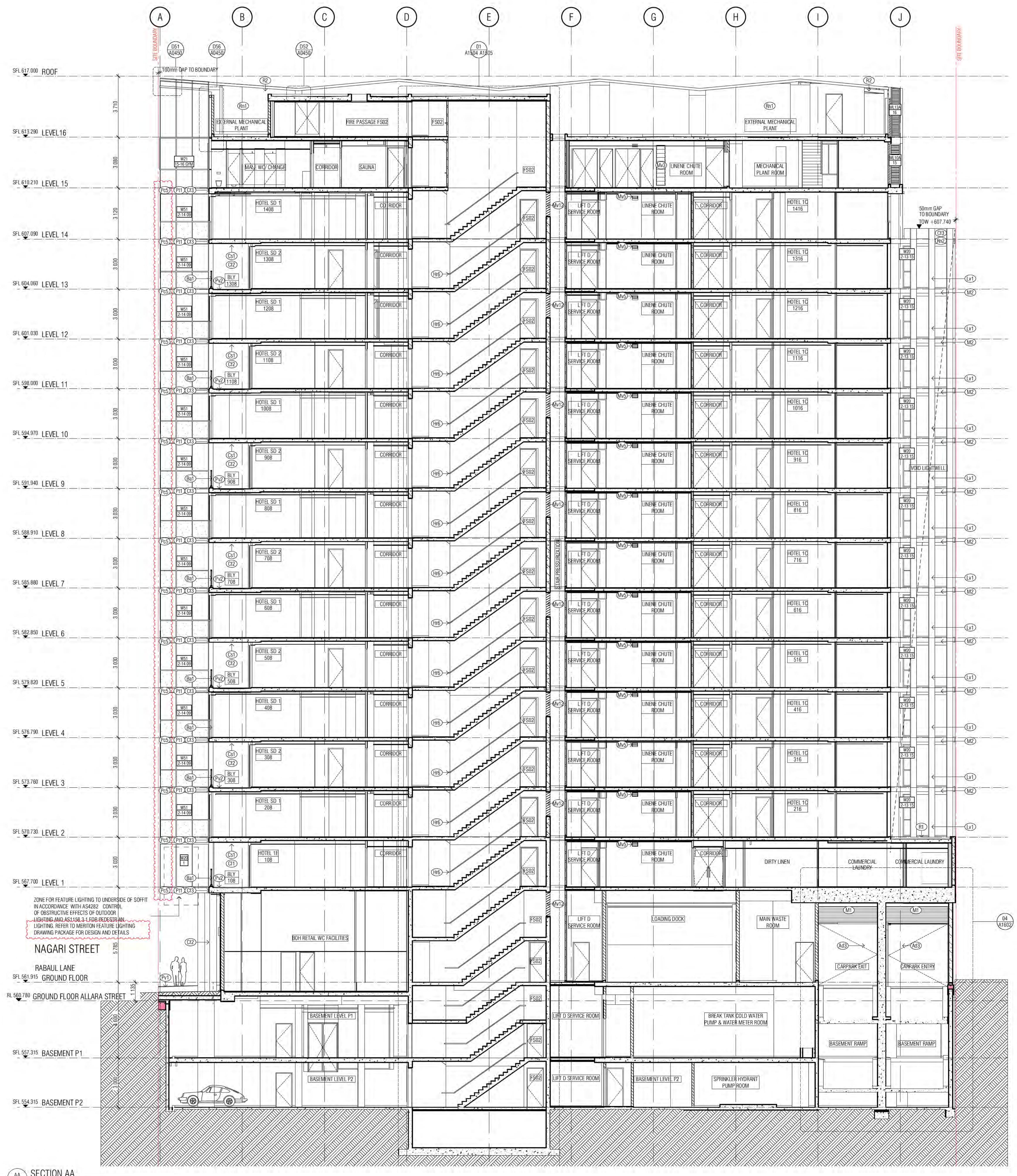
**DRAWING NO.**  
 A0202











- GENERAL ELEVATIONS LEGEND**
- (B1) BALUSTRADE TYPE 1 AND B1.1
  - (B2) CANTILEVERED GLASS BALUSTRADE, INT TO MATCH G6
  - (B3) EURO GREY SILVER
  - (B4) BALUSTRADE TYPE 2
  - (B5) CANTILEVERED GLASS BALUSTRADE VISION GLASS G6
  - (B6) SUPER CLEAR
  - (B7) BALUSTRADE TYPE 3
  - (B8) CANTILEVERED GLASS BALUSTRADE VISION GLASS G6
  - (B9) SUPER CLEAR
  - (B10) FINISH: CONCRETE WHITE WITH A CLASS 2 FINISH COLOR CONTROL
  - (B11) AS TO AS 3610 CLAUSE 2. REFER EXTERNAL FINISHES SCHEDULE FOR TYPE
  - (B12) PRECAST CONCRETE WITH A CLASS 2 FINISH COLOR CONTROL
  - (B13) AS TO AS 3610 CLAUSE 2. REFER EXTERNAL FINISHES SCHEDULE FOR TYPE
  - (B14) MILDURAL GREY CONCRETE WITH A CLASS 2 FINISH
  - (B15) REFER EXTERNAL FINISHES SCHEDULE FOR TYPE
  - (B16) COMPRESSED FIRE CEMENT SHEET SOFFIT CLADDING
  - (B17) REFER EXTERNAL FINISHES SCHEDULE FOR TYPE
  - (B18) COMPRESSED FIRE CEMENT SHEET WALL CLADDING
  - (B19) REFER EXTERNAL FINISHES SCHEDULE FOR TYPE
- GLAZING TYPES**
- (G1) ALUMINIUM WINDOW SYSTEM
  - (G2) ALUMINIUM CURTAIN WALL
  - (G3) STRUCTURAL GLAZING SYSTEM - SUPER CLEAR
  - (G4) GLASS LOUVER
  - (G5) EURO GREY SILVER
  - (G6) SUPER CLEAR
  - (G7) PRIVACY GLASS - FROSTED
- GLAZING TYPES**
- (L1) EURO GREY SILVER UNLESS NOTED OTHERWISE ON ELEVATIONS
  - (L2) PLANTROOM LOUVER
  - (L3) REFER EXTERNAL FINISHES SCHEDULE FOR TYPE
  - (L4) WINDOW SYSTEM LOUVER
  - (L5) REFER EXTERNAL FINISHES SCHEDULE FOR TYPE
  - (L6) LOUVER SCREEN
  - (L7) REFER EXTERNAL FINISHES SCHEDULE FOR TYPE
  - (L8) METAL LOUVER BLADES
  - (L9) REFER EXTERNAL FINISHES SCHEDULE FOR TYPE
  - (L10) METAL LOUVER BLADES
  - (L11) REFER EXTERNAL FINISHES SCHEDULE FOR TYPE
  - (L12) SCREEN DEVICE
  - (L13) REFER EXTERNAL FINISHES SCHEDULE FOR TYPE
  - (L14) ALUMINIUM CLADDING
  - (L15) REFER EXTERNAL FINISHES SCHEDULE FOR TYPE
  - (L16) ALUMINIUM CLADDING
  - (L17) REFER EXTERNAL FINISHES SCHEDULE FOR TYPE
  - (L18) ALUMINIUM CLADDING
  - (L19) REFER EXTERNAL FINISHES SCHEDULE FOR TYPE
  - (L20) ALUMINIUM CLADDING
  - (L21) REFER EXTERNAL FINISHES SCHEDULE FOR TYPE
  - (L22) ALUMINIUM CLADDING
  - (L23) REFER EXTERNAL FINISHES SCHEDULE FOR TYPE
  - (L24) ALUMINIUM CLADDING
  - (L25) REFER EXTERNAL FINISHES SCHEDULE FOR TYPE
  - (L26) ALUMINIUM CLADDING
  - (L27) REFER EXTERNAL FINISHES SCHEDULE FOR TYPE
  - (L28) ALUMINIUM CLADDING
  - (L29) REFER EXTERNAL FINISHES SCHEDULE FOR TYPE
  - (L30) ALUMINIUM CLADDING
  - (L31) REFER EXTERNAL FINISHES SCHEDULE FOR TYPE
  - (L32) ALUMINIUM CLADDING
  - (L33) REFER EXTERNAL FINISHES SCHEDULE FOR TYPE
  - (L34) ALUMINIUM CLADDING
  - (L35) REFER EXTERNAL FINISHES SCHEDULE FOR TYPE
  - (L36) ALUMINIUM CLADDING
  - (L37) REFER EXTERNAL FINISHES SCHEDULE FOR TYPE
  - (L38) ALUMINIUM CLADDING
  - (L39) REFER EXTERNAL FINISHES SCHEDULE FOR TYPE
  - (L40) ALUMINIUM CLADDING
  - (L41) REFER EXTERNAL FINISHES SCHEDULE FOR TYPE
  - (L42) ALUMINIUM CLADDING
  - (L43) REFER EXTERNAL FINISHES SCHEDULE FOR TYPE
  - (L44) ALUMINIUM CLADDING
  - (L45) REFER EXTERNAL FINISHES SCHEDULE FOR TYPE
  - (L46) ALUMINIUM CLADDING
  - (L47) REFER EXTERNAL FINISHES SCHEDULE FOR TYPE
  - (L48) ALUMINIUM CLADDING
  - (L49) REFER EXTERNAL FINISHES SCHEDULE FOR TYPE
  - (L50) ALUMINIUM CLADDING
  - (L51) REFER EXTERNAL FINISHES SCHEDULE FOR TYPE
  - (L52) ALUMINIUM CLADDING
  - (L53) REFER EXTERNAL FINISHES SCHEDULE FOR TYPE
  - (L54) ALUMINIUM CLADDING
  - (L55) REFER EXTERNAL FINISHES SCHEDULE FOR TYPE
  - (L56) ALUMINIUM CLADDING
  - (L57) REFER EXTERNAL FINISHES SCHEDULE FOR TYPE
  - (L58) ALUMINIUM CLADDING
  - (L59) REFER EXTERNAL FINISHES SCHEDULE FOR TYPE
  - (L60) ALUMINIUM CLADDING
  - (L61) REFER EXTERNAL FINISHES SCHEDULE FOR TYPE
  - (L62) ALUMINIUM CLADDING
  - (L63) REFER EXTERNAL FINISHES SCHEDULE FOR TYPE
  - (L64) ALUMINIUM CLADDING
  - (L65) REFER EXTERNAL FINISHES SCHEDULE FOR TYPE
  - (L66) ALUMINIUM CLADDING
  - (L67) REFER EXTERNAL FINISHES SCHEDULE FOR TYPE
  - (L68) ALUMINIUM CLADDING
  - (L69) REFER EXTERNAL FINISHES SCHEDULE FOR TYPE
  - (L70) ALUMINIUM CLADDING
  - (L71) REFER EXTERNAL FINISHES SCHEDULE FOR TYPE
  - (L72) ALUMINIUM CLADDING
  - (L73) REFER EXTERNAL FINISHES SCHEDULE FOR TYPE
  - (L74) ALUMINIUM CLADDING
  - (L75) REFER EXTERNAL FINISHES SCHEDULE FOR TYPE
  - (L76) ALUMINIUM CLADDING
  - (L77) REFER EXTERNAL FINISHES SCHEDULE FOR TYPE
  - (L78) ALUMINIUM CLADDING
  - (L79) REFER EXTERNAL FINISHES SCHEDULE FOR TYPE
  - (L80) ALUMINIUM CLADDING
  - (L81) REFER EXTERNAL FINISHES SCHEDULE FOR TYPE
  - (L82) ALUMINIUM CLADDING
  - (L83) REFER EXTERNAL FINISHES SCHEDULE FOR TYPE
  - (L84) ALUMINIUM CLADDING
  - (L85) REFER EXTERNAL FINISHES SCHEDULE FOR TYPE
  - (L86) ALUMINIUM CLADDING
  - (L87) REFER EXTERNAL FINISHES SCHEDULE FOR TYPE
  - (L88) ALUMINIUM CLADDING
  - (L89) REFER EXTERNAL FINISHES SCHEDULE FOR TYPE
  - (L90) ALUMINIUM CLADDING
  - (L91) REFER EXTERNAL FINISHES SCHEDULE FOR TYPE
  - (L92) ALUMINIUM CLADDING
  - (L93) REFER EXTERNAL FINISHES SCHEDULE FOR TYPE
  - (L94) ALUMINIUM CLADDING
  - (L95) REFER EXTERNAL FINISHES SCHEDULE FOR TYPE
  - (L96) ALUMINIUM CLADDING
  - (L97) REFER EXTERNAL FINISHES SCHEDULE FOR TYPE
  - (L98) ALUMINIUM CLADDING
  - (L99) REFER EXTERNAL FINISHES SCHEDULE FOR TYPE
  - (L100) ALUMINIUM CLADDING



SECTION AA

BIMcloud Revit 2021 | BIMcloud 19125 - 40 Allara St, Canberra ACT 2601 | BIM MODELS/DCD/CENTRAL MODELS/19125/25/Sheet

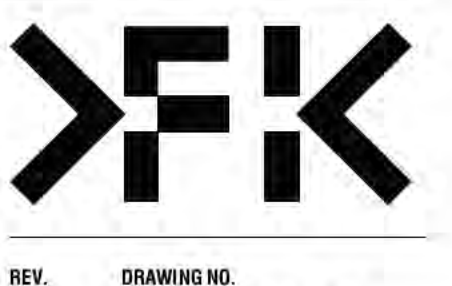
REVISION	DATE	BY	REVISION	DATE	BY
1	23.03.2021	AK	1	23.03.2021	AK
2	24.03.2022	AK	2	24.03.2022	AK
3	04.09.2022	AK	3	04.09.2022	AK
4	08.07.2022	AK	4	08.07.2022	AK
5	16.05.2023	PM	5	16.05.2023	PM

QUALITY ASSURANCE	DATE	BY	QUALITY ASSURANCE	DATE	BY
1	01.10.2020	AK	1	01.10.2020	AK
2	01.02.2021	AK	2	01.02.2021	AK
3	01.10.2021	AK	3	01.10.2021	AK
4	12.01.2022	AK	4	12.01.2022	AK

NOTES	DATE	BY	NOTES	DATE	BY
1	18.05.2023	PM	1	18.05.2023	PM
2	18.05.2023	PM	2	18.05.2023	PM

**PROJECT**  
 MERITON SUITES CANBERRA  
 40 ALLARA ST  
 CANBERRA ACT 2601

**FENDER KATSALIDIS**  
 WWW.FKAUSTRALIA.COM  
 L1/1, 206 GEORGE STREET, SYDNEY  
 NEW SOUTH WALES 2000 AUSTRALIA  
 TELEPHONE: +61 2 8296 3900  
 FENDER KATSALIDIS (AUSTRALIA) PTY LTD A/CN 062 943 032

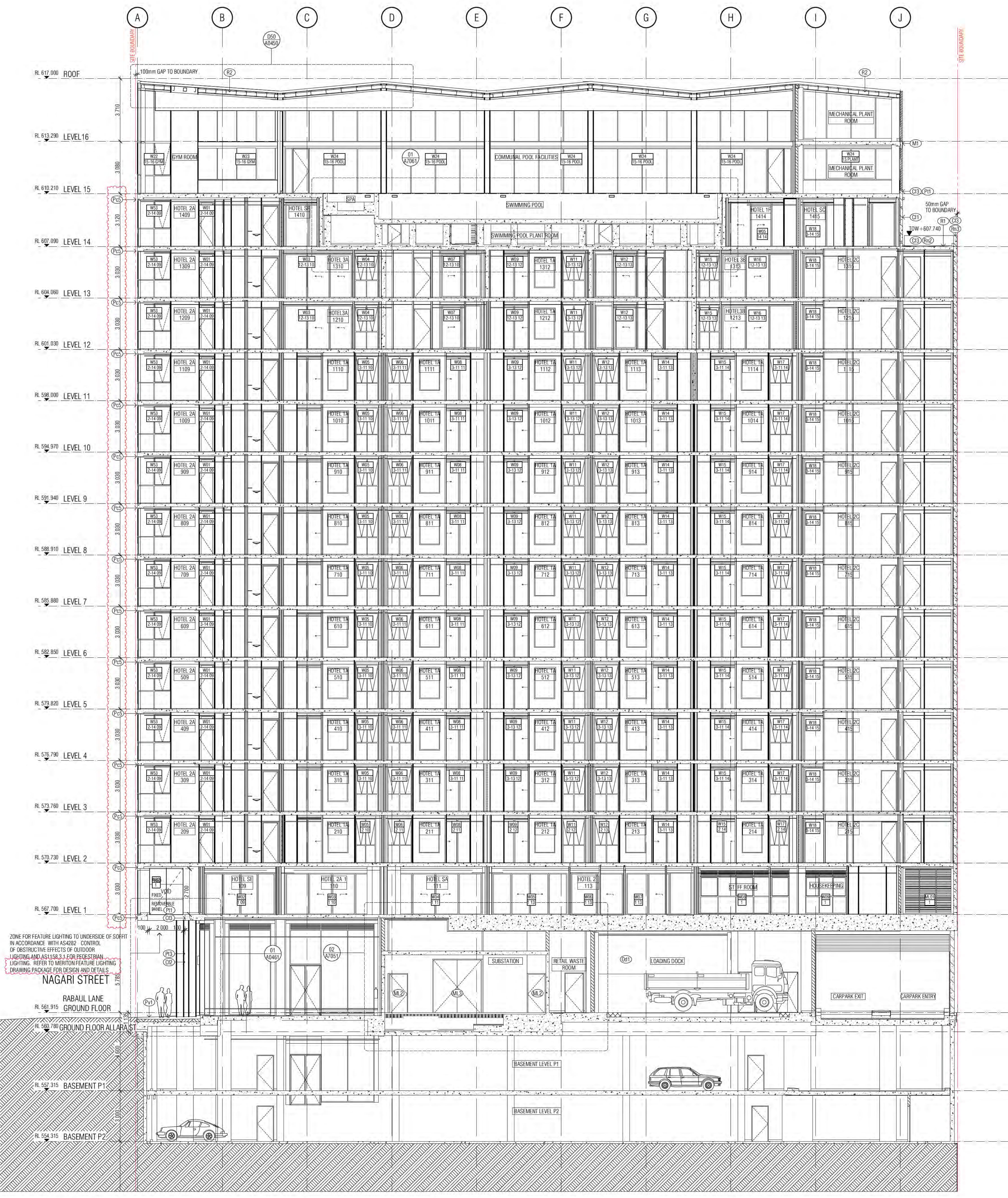


DATE	CHECKED	PLLOT DATE	JOB NO.	SCALE
18.05.2023	PM	18.05.2023	19125	1:100@A1

**DRAWING TITLE**  
SECTION AA

**ISSUE PURPOSE**  
FOR CONSTRUCTION

**REV.** D  
**DRAWING NO.** A0250



ZONE FOR FEATURE LIGHTING TO UNDERSIDE OF SOFFIT IN ACCORDANCE WITH ASSOCIATED CONTROL OF OBSTRUCTIVE EFFECTS OF OUTDOOR LIGHTING AND ACCESS 3.3 FOR PERFORMANCE LIGHTING. REFER TO NIGHTTIME FEATURE LIGHTING DRAWING PACKAGE FOR DESIGN AND DETAILS.

SECTION BB

- GENERAL ELEVATIONS LEGEND**
- (B1) BALUSTRADE TYPE 1 AND B1.1 CANTILEVERED GLASS BALUSTRADE, INT TO MATCH G6
  - (B2) BALUSTRADE TYPE 2 CANTILEVERED GLASS BALUSTRADE VISION GLASS G6 SUPER CLEAR
  - (B3) BALUSTRADE TYPE 3 CANTILEVERED GLASS BALUSTRADE VISION GLASS G6 SUPER CLEAR
  - (B4) BALUSTRADE TYPE 4 CANTILEVERED GLASS BALUSTRADE VISION GLASS G6 SUPER CLEAR
  - (B5) BALUSTRADE TYPE 5 CANTILEVERED GLASS BALUSTRADE VISION GLASS G6 SUPER CLEAR
  - (B6) BALUSTRADE TYPE 6 CANTILEVERED GLASS BALUSTRADE VISION GLASS G6 SUPER CLEAR
  - (B7) BALUSTRADE TYPE 7 CANTILEVERED GLASS BALUSTRADE VISION GLASS G6 SUPER CLEAR
  - (B8) BALUSTRADE TYPE 8 CANTILEVERED GLASS BALUSTRADE VISION GLASS G6 SUPER CLEAR
  - (B9) BALUSTRADE TYPE 9 CANTILEVERED GLASS BALUSTRADE VISION GLASS G6 SUPER CLEAR
  - (B10) BALUSTRADE TYPE 10 CANTILEVERED GLASS BALUSTRADE VISION GLASS G6 SUPER CLEAR
  - (B11) BALUSTRADE TYPE 11 CANTILEVERED GLASS BALUSTRADE VISION GLASS G6 SUPER CLEAR
  - (B12) BALUSTRADE TYPE 12 CANTILEVERED GLASS BALUSTRADE VISION GLASS G6 SUPER CLEAR
  - (B13) BALUSTRADE TYPE 13 CANTILEVERED GLASS BALUSTRADE VISION GLASS G6 SUPER CLEAR
  - (B14) BALUSTRADE TYPE 14 CANTILEVERED GLASS BALUSTRADE VISION GLASS G6 SUPER CLEAR
  - (B15) BALUSTRADE TYPE 15 CANTILEVERED GLASS BALUSTRADE VISION GLASS G6 SUPER CLEAR
  - (B16) BALUSTRADE TYPE 16 CANTILEVERED GLASS BALUSTRADE VISION GLASS G6 SUPER CLEAR
  - (B17) BALUSTRADE TYPE 17 CANTILEVERED GLASS BALUSTRADE VISION GLASS G6 SUPER CLEAR
  - (B18) BALUSTRADE TYPE 18 CANTILEVERED GLASS BALUSTRADE VISION GLASS G6 SUPER CLEAR
  - (B19) BALUSTRADE TYPE 19 CANTILEVERED GLASS BALUSTRADE VISION GLASS G6 SUPER CLEAR
  - (B20) BALUSTRADE TYPE 20 CANTILEVERED GLASS BALUSTRADE VISION GLASS G6 SUPER CLEAR
  - (B21) BALUSTRADE TYPE 21 CANTILEVERED GLASS BALUSTRADE VISION GLASS G6 SUPER CLEAR
  - (B22) BALUSTRADE TYPE 22 CANTILEVERED GLASS BALUSTRADE VISION GLASS G6 SUPER CLEAR
  - (B23) BALUSTRADE TYPE 23 CANTILEVERED GLASS BALUSTRADE VISION GLASS G6 SUPER CLEAR
  - (B24) BALUSTRADE TYPE 24 CANTILEVERED GLASS BALUSTRADE VISION GLASS G6 SUPER CLEAR
  - (B25) BALUSTRADE TYPE 25 CANTILEVERED GLASS BALUSTRADE VISION GLASS G6 SUPER CLEAR
  - (B26) BALUSTRADE TYPE 26 CANTILEVERED GLASS BALUSTRADE VISION GLASS G6 SUPER CLEAR
  - (B27) BALUSTRADE TYPE 27 CANTILEVERED GLASS BALUSTRADE VISION GLASS G6 SUPER CLEAR
  - (B28) BALUSTRADE TYPE 28 CANTILEVERED GLASS BALUSTRADE VISION GLASS G6 SUPER CLEAR
  - (B29) BALUSTRADE TYPE 29 CANTILEVERED GLASS BALUSTRADE VISION GLASS G6 SUPER CLEAR
  - (B30) BALUSTRADE TYPE 30 CANTILEVERED GLASS BALUSTRADE VISION GLASS G6 SUPER CLEAR
  - (B31) BALUSTRADE TYPE 31 CANTILEVERED GLASS BALUSTRADE VISION GLASS G6 SUPER CLEAR
  - (B32) BALUSTRADE TYPE 32 CANTILEVERED GLASS BALUSTRADE VISION GLASS G6 SUPER CLEAR
  - (B33) BALUSTRADE TYPE 33 CANTILEVERED GLASS BALUSTRADE VISION GLASS G6 SUPER CLEAR
  - (B34) BALUSTRADE TYPE 34 CANTILEVERED GLASS BALUSTRADE VISION GLASS G6 SUPER CLEAR
  - (B35) BALUSTRADE TYPE 35 CANTILEVERED GLASS BALUSTRADE VISION GLASS G6 SUPER CLEAR
  - (B36) BALUSTRADE TYPE 36 CANTILEVERED GLASS BALUSTRADE VISION GLASS G6 SUPER CLEAR
  - (B37) BALUSTRADE TYPE 37 CANTILEVERED GLASS BALUSTRADE VISION GLASS G6 SUPER CLEAR
  - (B38) BALUSTRADE TYPE 38 CANTILEVERED GLASS BALUSTRADE VISION GLASS G6 SUPER CLEAR
  - (B39) BALUSTRADE TYPE 39 CANTILEVERED GLASS BALUSTRADE VISION GLASS G6 SUPER CLEAR
  - (B40) BALUSTRADE TYPE 40 CANTILEVERED GLASS BALUSTRADE VISION GLASS G6 SUPER CLEAR
  - (B41) BALUSTRADE TYPE 41 CANTILEVERED GLASS BALUSTRADE VISION GLASS G6 SUPER CLEAR
  - (B42) BALUSTRADE TYPE 42 CANTILEVERED GLASS BALUSTRADE VISION GLASS G6 SUPER CLEAR
  - (B43) BALUSTRADE TYPE 43 CANTILEVERED GLASS BALUSTRADE VISION GLASS G6 SUPER CLEAR
  - (B44) BALUSTRADE TYPE 44 CANTILEVERED GLASS BALUSTRADE VISION GLASS G6 SUPER CLEAR
  - (B45) BALUSTRADE TYPE 45 CANTILEVERED GLASS BALUSTRADE VISION GLASS G6 SUPER CLEAR
  - (B46) BALUSTRADE TYPE 46 CANTILEVERED GLASS BALUSTRADE VISION GLASS G6 SUPER CLEAR
  - (B47) BALUSTRADE TYPE 47 CANTILEVERED GLASS BALUSTRADE VISION GLASS G6 SUPER CLEAR
  - (B48) BALUSTRADE TYPE 48 CANTILEVERED GLASS BALUSTRADE VISION GLASS G6 SUPER CLEAR
  - (B49) BALUSTRADE TYPE 49 CANTILEVERED GLASS BALUSTRADE VISION GLASS G6 SUPER CLEAR
  - (B50) BALUSTRADE TYPE 50 CANTILEVERED GLASS BALUSTRADE VISION GLASS G6 SUPER CLEAR
  - (B51) BALUSTRADE TYPE 51 CANTILEVERED GLASS BALUSTRADE VISION GLASS G6 SUPER CLEAR
  - (B52) BALUSTRADE TYPE 52 CANTILEVERED GLASS BALUSTRADE VISION GLASS G6 SUPER CLEAR
  - (B53) BALUSTRADE TYPE 53 CANTILEVERED GLASS BALUSTRADE VISION GLASS G6 SUPER CLEAR
  - (B54) BALUSTRADE TYPE 54 CANTILEVERED GLASS BALUSTRADE VISION GLASS G6 SUPER CLEAR
  - (B55) BALUSTRADE TYPE 55 CANTILEVERED GLASS BALUSTRADE VISION GLASS G6 SUPER CLEAR
  - (B56) BALUSTRADE TYPE 56 CANTILEVERED GLASS BALUSTRADE VISION GLASS G6 SUPER CLEAR
  - (B57) BALUSTRADE TYPE 57 CANTILEVERED GLASS BALUSTRADE VISION GLASS G6 SUPER CLEAR
  - (B58) BALUSTRADE TYPE 58 CANTILEVERED GLASS BALUSTRADE VISION GLASS G6 SUPER CLEAR
  - (B59) BALUSTRADE TYPE 59 CANTILEVERED GLASS BALUSTRADE VISION GLASS G6 SUPER CLEAR
  - (B60) BALUSTRADE TYPE 60 CANTILEVERED GLASS BALUSTRADE VISION GLASS G6 SUPER CLEAR
  - (B61) BALUSTRADE TYPE 61 CANTILEVERED GLASS BALUSTRADE VISION GLASS G6 SUPER CLEAR
  - (B62) BALUSTRADE TYPE 62 CANTILEVERED GLASS BALUSTRADE VISION GLASS G6 SUPER CLEAR
  - (B63) BALUSTRADE TYPE 63 CANTILEVERED GLASS BALUSTRADE VISION GLASS G6 SUPER CLEAR
  - (B64) BALUSTRADE TYPE 64 CANTILEVERED GLASS BALUSTRADE VISION GLASS G6 SUPER CLEAR
  - (B65) BALUSTRADE TYPE 65 CANTILEVERED GLASS BALUSTRADE VISION GLASS G6 SUPER CLEAR
  - (B66) BALUSTRADE TYPE 66 CANTILEVERED GLASS BALUSTRADE VISION GLASS G6 SUPER CLEAR
  - (B67) BALUSTRADE TYPE 67 CANTILEVERED GLASS BALUSTRADE VISION GLASS G6 SUPER CLEAR
  - (B68) BALUSTRADE TYPE 68 CANTILEVERED GLASS BALUSTRADE VISION GLASS G6 SUPER CLEAR
  - (B69) BALUSTRADE TYPE 69 CANTILEVERED GLASS BALUSTRADE VISION GLASS G6 SUPER CLEAR
  - (B70) BALUSTRADE TYPE 70 CANTILEVERED GLASS BALUSTRADE VISION GLASS G6 SUPER CLEAR
  - (B71) BALUSTRADE TYPE 71 CANTILEVERED GLASS BALUSTRADE VISION GLASS G6 SUPER CLEAR
  - (B72) BALUSTRADE TYPE 72 CANTILEVERED GLASS BALUSTRADE VISION GLASS G6 SUPER CLEAR
  - (B73) BALUSTRADE TYPE 73 CANTILEVERED GLASS BALUSTRADE VISION GLASS G6 SUPER CLEAR
  - (B74) BALUSTRADE TYPE 74 CANTILEVERED GLASS BALUSTRADE VISION GLASS G6 SUPER CLEAR
  - (B75) BALUSTRADE TYPE 75 CANTILEVERED GLASS BALUSTRADE VISION GLASS G6 SUPER CLEAR
  - (B76) BALUSTRADE TYPE 76 CANTILEVERED GLASS BALUSTRADE VISION GLASS G6 SUPER CLEAR
  - (B77) BALUSTRADE TYPE 77 CANTILEVERED GLASS BALUSTRADE VISION GLASS G6 SUPER CLEAR
  - (B78) BALUSTRADE TYPE 78 CANTILEVERED GLASS BALUSTRADE VISION GLASS G6 SUPER CLEAR
  - (B79) BALUSTRADE TYPE 79 CANTILEVERED GLASS BALUSTRADE VISION GLASS G6 SUPER CLEAR
  - (B80) BALUSTRADE TYPE 80 CANTILEVERED GLASS BALUSTRADE VISION GLASS G6 SUPER CLEAR
  - (B81) BALUSTRADE TYPE 81 CANTILEVERED GLASS BALUSTRADE VISION GLASS G6 SUPER CLEAR
  - (B82) BALUSTRADE TYPE 82 CANTILEVERED GLASS BALUSTRADE VISION GLASS G6 SUPER CLEAR
  - (B83) BALUSTRADE TYPE 83 CANTILEVERED GLASS BALUSTRADE VISION GLASS G6 SUPER CLEAR
  - (B84) BALUSTRADE TYPE 84 CANTILEVERED GLASS BALUSTRADE VISION GLASS G6 SUPER CLEAR
  - (B85) BALUSTRADE TYPE 85 CANTILEVERED GLASS BALUSTRADE VISION GLASS G6 SUPER CLEAR
  - (B86) BALUSTRADE TYPE 86 CANTILEVERED GLASS BALUSTRADE VISION GLASS G6 SUPER CLEAR
  - (B87) BALUSTRADE TYPE 87 CANTILEVERED GLASS BALUSTRADE VISION GLASS G6 SUPER CLEAR
  - (B88) BALUSTRADE TYPE 88 CANTILEVERED GLASS BALUSTRADE VISION GLASS G6 SUPER CLEAR
  - (B89) BALUSTRADE TYPE 89 CANTILEVERED GLASS BALUSTRADE VISION GLASS G6 SUPER CLEAR
  - (B90) BALUSTRADE TYPE 90 CANTILEVERED GLASS BALUSTRADE VISION GLASS G6 SUPER CLEAR
  - (B91) BALUSTRADE TYPE 91 CANTILEVERED GLASS BALUSTRADE VISION GLASS G6 SUPER CLEAR
  - (B92) BALUSTRADE TYPE 92 CANTILEVERED GLASS BALUSTRADE VISION GLASS G6 SUPER CLEAR
  - (B93) BALUSTRADE TYPE 93 CANTILEVERED GLASS BALUSTRADE VISION GLASS G6 SUPER CLEAR
  - (B94) BALUSTRADE TYPE 94 CANTILEVERED GLASS BALUSTRADE VISION GLASS G6 SUPER CLEAR
  - (B95) BALUSTRADE TYPE 95 CANTILEVERED GLASS BALUSTRADE VISION GLASS G6 SUPER CLEAR
  - (B96) BALUSTRADE TYPE 96 CANTILEVERED GLASS BALUSTRADE VISION GLASS G6 SUPER CLEAR
  - (B97) BALUSTRADE TYPE 97 CANTILEVERED GLASS BALUSTRADE VISION GLASS G6 SUPER CLEAR
  - (B98) BALUSTRADE TYPE 98 CANTILEVERED GLASS BALUSTRADE VISION GLASS G6 SUPER CLEAR
  - (B99) BALUSTRADE TYPE 99 CANTILEVERED GLASS BALUSTRADE VISION GLASS G6 SUPER CLEAR
  - (B100) BALUSTRADE TYPE 100 CANTILEVERED GLASS BALUSTRADE VISION GLASS G6 SUPER CLEAR

**NCA** *certified*  
Date issued: 14 August 2023  
This document is controlled under 5.33 of the Building Act 2004.  
NCA Certifiers Australia Pty Ltd  
Sch 2.2(a)(ii)  
Approved in respect to the original conditions of approval issued on 01 June 2022

BIMBacon Research Pty Ltd - BIMBacon 19/25 - 40 Allara St, Canberra ACT 2601  
© BIM MODELS/DCI CENTRAL MODELS/19/25 General

REVISION	DATE	BY
1	23.09.2023	MM
2	24.09.2023	MM
3	04.10.2023	MM
4	06.10.2023	MM
5	16.10.2023	MM


QUALITY ASSURANCE	DATE	BY
1	23.09.2023	MM
2	24.09.2023	MM
3	04.10.2023	MM
4	06.10.2023	MM
5	16.10.2023	MM

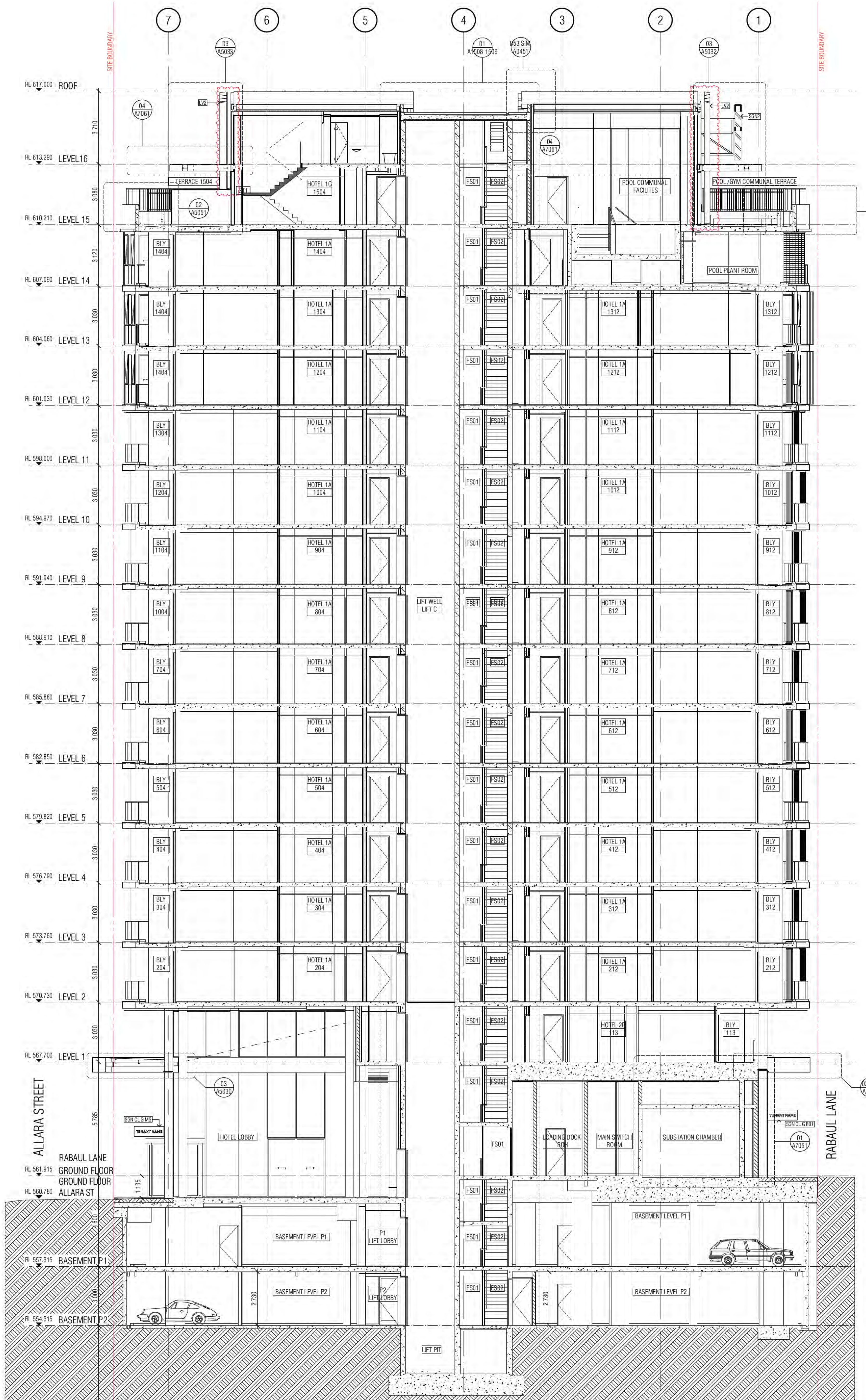
DATE	CHECKED	PLotted DATE	JOB NO.	SCALE
18.05.2023	PM	18.05.2023	19125	1:100@A1

PROJECT	ISSUE PURPOSE
MERITON SUITES CANBERRA 40 ALLARA ST CANBERRA ACT 2061	FOR CONSTRUCTION

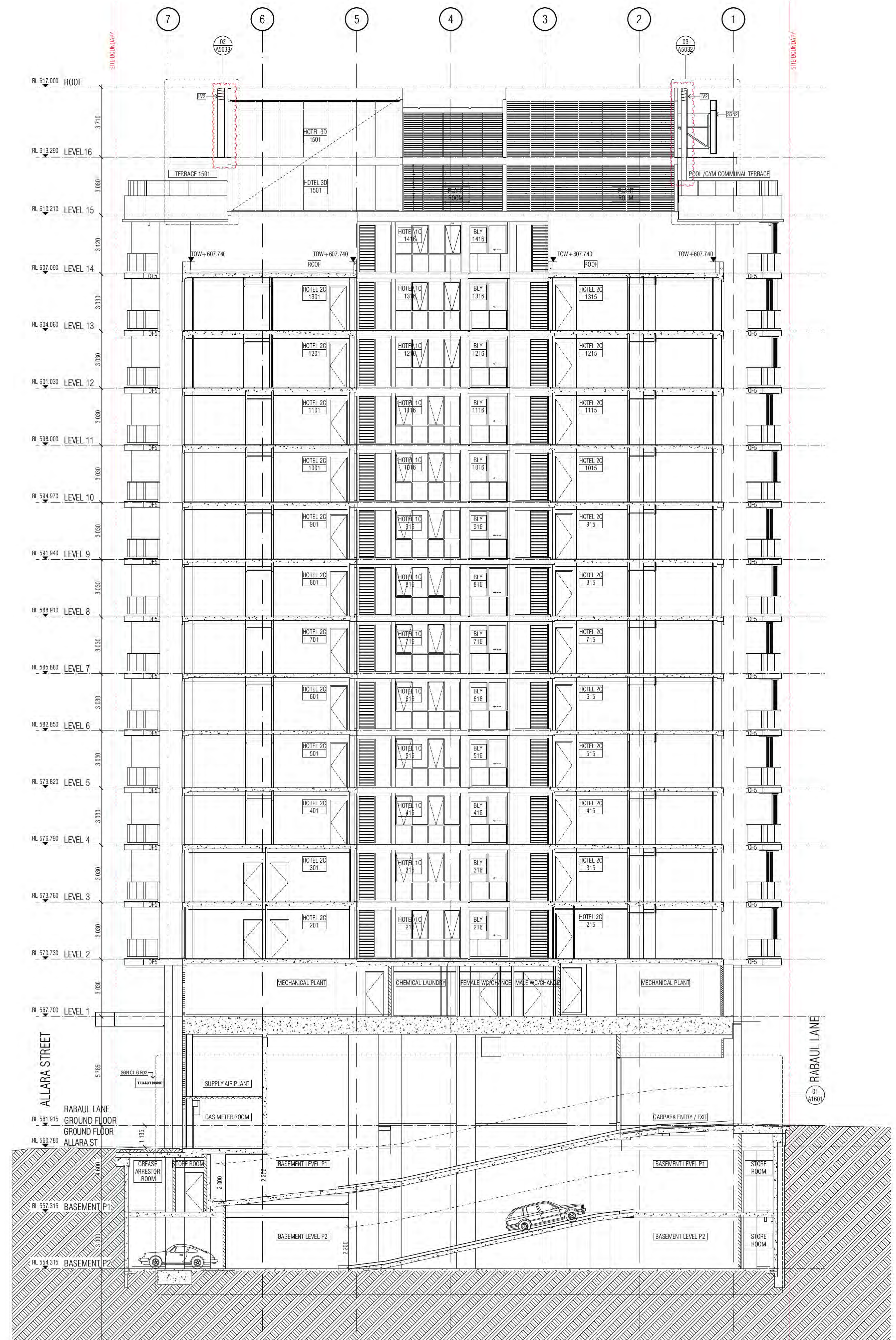
**FENDER KATSALIDIS**  
WWW.FENDERKATSALIDIS.COM  
L21, 208 GEORGE STREET, SYDNEY  
NEW SOUTH WALES 2000 AUSTRALIA  
TELEPHONE: +61 2 829 3900  
FENDER KATSALIDIS (AUSTRALIA) PTY LTD ACN 062 943 032

**REV. D**  
**A0251**





SECTION CC



SECTION DD

- GENERAL ELEVATIONS LEGEND**
- (B1) BALUSTRADE TYPE 1 AND B1.1 CANTILEVERED GLASS BALUSTRADE. INT1 TO MATCH G6
  - (B2) EURO GREY SILVER
  - (B3) BALUSTRADE TYPE 2 CANTILEVERED GLASS BALUSTRADE VISION GLASS G6 SUPER CLEAR
  - (B4) BALUSTRADE TYPE 3 CANTILEVERED GLASS BALUSTRADE VISION GLASS G6 SUPER CLEAR
  - (B5) PRECAST CONCRETE WITH A CLASS 2 FINISH COLOUR CONTROL AS TO AS 3610 CLAUSE 2. REFER EXTERNAL FINISHES SCHEDULE FOR TYPE
  - (B6) PRECAST CONCRETE WITH A CLASS 2 FINISH COLOUR CONTROL AS TO AS 3610 CLAUSE 2. REFER EXTERNAL FINISHES SCHEDULE FOR TYPE
  - (B7) MULTIGRADE GREY CONCRETE WITH A CLASS 2 FINISH REFER EXTERNAL FINISHES SCHEDULE FOR TYPE
  - (B8) COMPRESSED FIBRE CEMENT SHEET SLOTTED CLADDING REFER EXTERNAL FINISHES SCHEDULE FOR TYPE
  - (B9) COMPRESSED FIBRE CEMENT SHEET WALL CLADDING REFER EXTERNAL FINISHES SCHEDULE FOR TYPE
  - (G1) ALUMINIUM WINDOW SYSTEM
  - (G2) ALUMINIUM CURTAIN WALL
  - (G3) STRUCTURAL GLASSING SYSTEM SUPER CLEAR
  - (G4) GLASS LOUVER
  - (G5) EURO GREY SILVER
  - (G6) SUPER CLEAR
  - (G7) PRIVACY GLASS - FROSTED
  - (L1) PLANTROOM LOUVER
  - (L2) REFER EXTERNAL FINISHES SCHEDULE FOR TYPE WINDOW SYSTEM LOUVER
  - (L3) REFER EXTERNAL FINISHES SCHEDULE FOR TYPE LOUVER SCREEN
  - (L4) REFER EXTERNAL FINISHES SCHEDULE FOR TYPE METAL LOUVER BLADES
  - (L5) REFER EXTERNAL FINISHES SCHEDULE FOR TYPE METAL LOUVER BLADES
  - (L6) REFER EXTERNAL FINISHES SCHEDULE FOR TYPE SCREEN DEVICE
  - (L7) REFER EXTERNAL FINISHES SCHEDULE FOR TYPE ALUMINIUM CLADDING
  - (L8) REFER EXTERNAL FINISHES SCHEDULE FOR TYPE ALUMINIUM CLADDING
  - (L9) REFER EXTERNAL FINISHES SCHEDULE FOR TYPE ALUMINIUM CLADDING
  - (L10) REFER EXTERNAL FINISHES SCHEDULE FOR TYPE ALUMINIUM CLADDING
  - (L11) REFER EXTERNAL FINISHES SCHEDULE FOR TYPE ALUMINIUM CLADDING
  - (L12) REFER EXTERNAL FINISHES SCHEDULE FOR TYPE ALUMINIUM CLADDING
  - (L13) REFER EXTERNAL FINISHES SCHEDULE FOR TYPE ALUMINIUM CLADDING
  - (L14) REFER EXTERNAL FINISHES SCHEDULE FOR TYPE ALUMINIUM CLADDING
  - (L15) REFER EXTERNAL FINISHES SCHEDULE FOR TYPE ALUMINIUM CLADDING
  - (L16) REFER EXTERNAL FINISHES SCHEDULE FOR TYPE ALUMINIUM CLADDING
  - (L17) REFER EXTERNAL FINISHES SCHEDULE FOR TYPE ALUMINIUM CLADDING
  - (L18) REFER EXTERNAL FINISHES SCHEDULE FOR TYPE ALUMINIUM CLADDING
  - (L19) REFER EXTERNAL FINISHES SCHEDULE FOR TYPE ALUMINIUM CLADDING
  - (L20) REFER EXTERNAL FINISHES SCHEDULE FOR TYPE ALUMINIUM CLADDING
  - (L21) REFER EXTERNAL FINISHES SCHEDULE FOR TYPE ALUMINIUM CLADDING
  - (L22) REFER EXTERNAL FINISHES SCHEDULE FOR TYPE ALUMINIUM CLADDING
  - (L23) REFER EXTERNAL FINISHES SCHEDULE FOR TYPE ALUMINIUM CLADDING
  - (L24) REFER EXTERNAL FINISHES SCHEDULE FOR TYPE ALUMINIUM CLADDING
  - (L25) REFER EXTERNAL FINISHES SCHEDULE FOR TYPE ALUMINIUM CLADDING
  - (L26) REFER EXTERNAL FINISHES SCHEDULE FOR TYPE ALUMINIUM CLADDING
  - (L27) REFER EXTERNAL FINISHES SCHEDULE FOR TYPE ALUMINIUM CLADDING
  - (L28) REFER EXTERNAL FINISHES SCHEDULE FOR TYPE ALUMINIUM CLADDING
  - (L29) REFER EXTERNAL FINISHES SCHEDULE FOR TYPE ALUMINIUM CLADDING
  - (L30) REFER EXTERNAL FINISHES SCHEDULE FOR TYPE ALUMINIUM CLADDING
  - (L31) REFER EXTERNAL FINISHES SCHEDULE FOR TYPE ALUMINIUM CLADDING
  - (L32) REFER EXTERNAL FINISHES SCHEDULE FOR TYPE ALUMINIUM CLADDING
  - (L33) REFER EXTERNAL FINISHES SCHEDULE FOR TYPE ALUMINIUM CLADDING
  - (L34) REFER EXTERNAL FINISHES SCHEDULE FOR TYPE ALUMINIUM CLADDING
  - (L35) REFER EXTERNAL FINISHES SCHEDULE FOR TYPE ALUMINIUM CLADDING
  - (L36) REFER EXTERNAL FINISHES SCHEDULE FOR TYPE ALUMINIUM CLADDING
  - (L37) REFER EXTERNAL FINISHES SCHEDULE FOR TYPE ALUMINIUM CLADDING
  - (L38) REFER EXTERNAL FINISHES SCHEDULE FOR TYPE ALUMINIUM CLADDING
  - (L39) REFER EXTERNAL FINISHES SCHEDULE FOR TYPE ALUMINIUM CLADDING
  - (L40) REFER EXTERNAL FINISHES SCHEDULE FOR TYPE ALUMINIUM CLADDING
  - (L41) REFER EXTERNAL FINISHES SCHEDULE FOR TYPE ALUMINIUM CLADDING
  - (L42) REFER EXTERNAL FINISHES SCHEDULE FOR TYPE ALUMINIUM CLADDING
  - (L43) REFER EXTERNAL FINISHES SCHEDULE FOR TYPE ALUMINIUM CLADDING
  - (L44) REFER EXTERNAL FINISHES SCHEDULE FOR TYPE ALUMINIUM CLADDING
  - (L45) REFER EXTERNAL FINISHES SCHEDULE FOR TYPE ALUMINIUM CLADDING
  - (L46) REFER EXTERNAL FINISHES SCHEDULE FOR TYPE ALUMINIUM CLADDING
  - (L47) REFER EXTERNAL FINISHES SCHEDULE FOR TYPE ALUMINIUM CLADDING
  - (L48) REFER EXTERNAL FINISHES SCHEDULE FOR TYPE ALUMINIUM CLADDING
  - (L49) REFER EXTERNAL FINISHES SCHEDULE FOR TYPE ALUMINIUM CLADDING
  - (L50) REFER EXTERNAL FINISHES SCHEDULE FOR TYPE ALUMINIUM CLADDING
  - (L51) REFER EXTERNAL FINISHES SCHEDULE FOR TYPE ALUMINIUM CLADDING
  - (L52) REFER EXTERNAL FINISHES SCHEDULE FOR TYPE ALUMINIUM CLADDING
  - (L53) REFER EXTERNAL FINISHES SCHEDULE FOR TYPE ALUMINIUM CLADDING
  - (L54) REFER EXTERNAL FINISHES SCHEDULE FOR TYPE ALUMINIUM CLADDING
  - (L55) REFER EXTERNAL FINISHES SCHEDULE FOR TYPE ALUMINIUM CLADDING
  - (L56) REFER EXTERNAL FINISHES SCHEDULE FOR TYPE ALUMINIUM CLADDING
  - (L57) REFER EXTERNAL FINISHES SCHEDULE FOR TYPE ALUMINIUM CLADDING
  - (L58) REFER EXTERNAL FINISHES SCHEDULE FOR TYPE ALUMINIUM CLADDING
  - (L59) REFER EXTERNAL FINISHES SCHEDULE FOR TYPE ALUMINIUM CLADDING
  - (L60) REFER EXTERNAL FINISHES SCHEDULE FOR TYPE ALUMINIUM CLADDING
  - (L61) REFER EXTERNAL FINISHES SCHEDULE FOR TYPE ALUMINIUM CLADDING
  - (L62) REFER EXTERNAL FINISHES SCHEDULE FOR TYPE ALUMINIUM CLADDING
  - (L63) REFER EXTERNAL FINISHES SCHEDULE FOR TYPE ALUMINIUM CLADDING
  - (L64) REFER EXTERNAL FINISHES SCHEDULE FOR TYPE ALUMINIUM CLADDING
  - (L65) REFER EXTERNAL FINISHES SCHEDULE FOR TYPE ALUMINIUM CLADDING
  - (L66) REFER EXTERNAL FINISHES SCHEDULE FOR TYPE ALUMINIUM CLADDING
  - (L67) REFER EXTERNAL FINISHES SCHEDULE FOR TYPE ALUMINIUM CLADDING
  - (L68) REFER EXTERNAL FINISHES SCHEDULE FOR TYPE ALUMINIUM CLADDING
  - (L69) REFER EXTERNAL FINISHES SCHEDULE FOR TYPE ALUMINIUM CLADDING
  - (L70) REFER EXTERNAL FINISHES SCHEDULE FOR TYPE ALUMINIUM CLADDING
  - (L71) REFER EXTERNAL FINISHES SCHEDULE FOR TYPE ALUMINIUM CLADDING
  - (L72) REFER EXTERNAL FINISHES SCHEDULE FOR TYPE ALUMINIUM CLADDING
  - (L73) REFER EXTERNAL FINISHES SCHEDULE FOR TYPE ALUMINIUM CLADDING
  - (L74) REFER EXTERNAL FINISHES SCHEDULE FOR TYPE ALUMINIUM CLADDING
  - (L75) REFER EXTERNAL FINISHES SCHEDULE FOR TYPE ALUMINIUM CLADDING
  - (L76) REFER EXTERNAL FINISHES SCHEDULE FOR TYPE ALUMINIUM CLADDING
  - (L77) REFER EXTERNAL FINISHES SCHEDULE FOR TYPE ALUMINIUM CLADDING
  - (L78) REFER EXTERNAL FINISHES SCHEDULE FOR TYPE ALUMINIUM CLADDING
  - (L79) REFER EXTERNAL FINISHES SCHEDULE FOR TYPE ALUMINIUM CLADDING
  - (L80) REFER EXTERNAL FINISHES SCHEDULE FOR TYPE ALUMINIUM CLADDING
  - (L81) REFER EXTERNAL FINISHES SCHEDULE FOR TYPE ALUMINIUM CLADDING
  - (L82) REFER EXTERNAL FINISHES SCHEDULE FOR TYPE ALUMINIUM CLADDING
  - (L83) REFER EXTERNAL FINISHES SCHEDULE FOR TYPE ALUMINIUM CLADDING
  - (L84) REFER EXTERNAL FINISHES SCHEDULE FOR TYPE ALUMINIUM CLADDING
  - (L85) REFER EXTERNAL FINISHES SCHEDULE FOR TYPE ALUMINIUM CLADDING
  - (L86) REFER EXTERNAL FINISHES SCHEDULE FOR TYPE ALUMINIUM CLADDING
  - (L87) REFER EXTERNAL FINISHES SCHEDULE FOR TYPE ALUMINIUM CLADDING
  - (L88) REFER EXTERNAL FINISHES SCHEDULE FOR TYPE ALUMINIUM CLADDING
  - (L89) REFER EXTERNAL FINISHES SCHEDULE FOR TYPE ALUMINIUM CLADDING
  - (L90) REFER EXTERNAL FINISHES SCHEDULE FOR TYPE ALUMINIUM CLADDING
  - (L91) REFER EXTERNAL FINISHES SCHEDULE FOR TYPE ALUMINIUM CLADDING
  - (L92) REFER EXTERNAL FINISHES SCHEDULE FOR TYPE ALUMINIUM CLADDING
  - (L93) REFER EXTERNAL FINISHES SCHEDULE FOR TYPE ALUMINIUM CLADDING
  - (L94) REFER EXTERNAL FINISHES SCHEDULE FOR TYPE ALUMINIUM CLADDING
  - (L95) REFER EXTERNAL FINISHES SCHEDULE FOR TYPE ALUMINIUM CLADDING
  - (L96) REFER EXTERNAL FINISHES SCHEDULE FOR TYPE ALUMINIUM CLADDING
  - (L97) REFER EXTERNAL FINISHES SCHEDULE FOR TYPE ALUMINIUM CLADDING
  - (L98) REFER EXTERNAL FINISHES SCHEDULE FOR TYPE ALUMINIUM CLADDING
  - (L99) REFER EXTERNAL FINISHES SCHEDULE FOR TYPE ALUMINIUM CLADDING
  - (L100) REFER EXTERNAL FINISHES SCHEDULE FOR TYPE ALUMINIUM CLADDING

**MECHANICAL VENTILATION GRILLES**

- MV1 1500\*1070
- MV2 1500\*1070
- MV3 1500\*1070
- MV4 1500\*1070
- MV5 1500\*1070
- MV6 1500\*1070
- MV7 1500\*1070
- MV8 1500\*1070
- MV9 1500\*1070
- MV10 1500\*1070
- MV11 1500\*1070
- MV12 1500\*1070
- MV13 1500\*1070
- MV14 1500\*1070
- MV15 1500\*1070
- MV16 2" 5100A EYE BALL DIFFUSER

**WOT** → WINDOW NUMBER  
**T.OT** → HOTEL SUITE NUMBER  
**L** → BUILDING LEVEL

○ RETURN WALL  
 ○ SOFFIT FINISH  
 (LF1) OVERFLOW 1.2.3.

REVISION	DATE	BY
A	23.09.2023	PM
B	24.09.2023	PM
C	01.10.2023	PM
D	04.10.2023	AR
E	26.10.2023	AR
F	08.07.2023	AR
G	16.10.2023	PM
H	10.01.2023	PM

QUALITY ASSURANCE	DATE	BY
1	01.10.2023	PM
2	01.10.2023	PM
3	01.10.2023	PM
4	01.10.2023	PM
5	12.01.2023	PM

NOTES
THIS DRAWING IS COPYRIGHT AND SHALL REMAIN THE PROPERTY OF FENDER KATSALIDIS PTY LTD. CHECK AND VERIFY ALL DIMENSIONS (IN SET) PRIOR TO COMMENCING WORK. DIMENSIONS TO BE READ IN CONJUNCTION WITH ALL OTHER CONTRACT DOCUMENTS. DO NOT SCALE DRAWINGS. USE FULL DIMENSIONS ONLY. ONLY DIMENSIONS OF INCONSISTENT CONTRACTS.
DATE OF REVIEW: 01.10.2023
DATE OF REVIEW: 01.10.2023
DATE OF REVIEW: 01.10.2023
DATE OF REVIEW: 12.01.2023

**PROJECT**  
 MERITON SUITES CANBERRA  
 40 ALLARA ST  
 CANBERRA ACT 2601

**ISSUE PURPOSE**  
 FOR CONSTRUCTION

**REVISION**  
 G

**DRAWING NO.**  
 A0252

**DATE**  
 10.01.2023

**CHECKED**  
 PM

**PLOT DATE**  
 10.01.2023

**JOB NO.**  
 19125


**SCALE**  
 1:100@A1

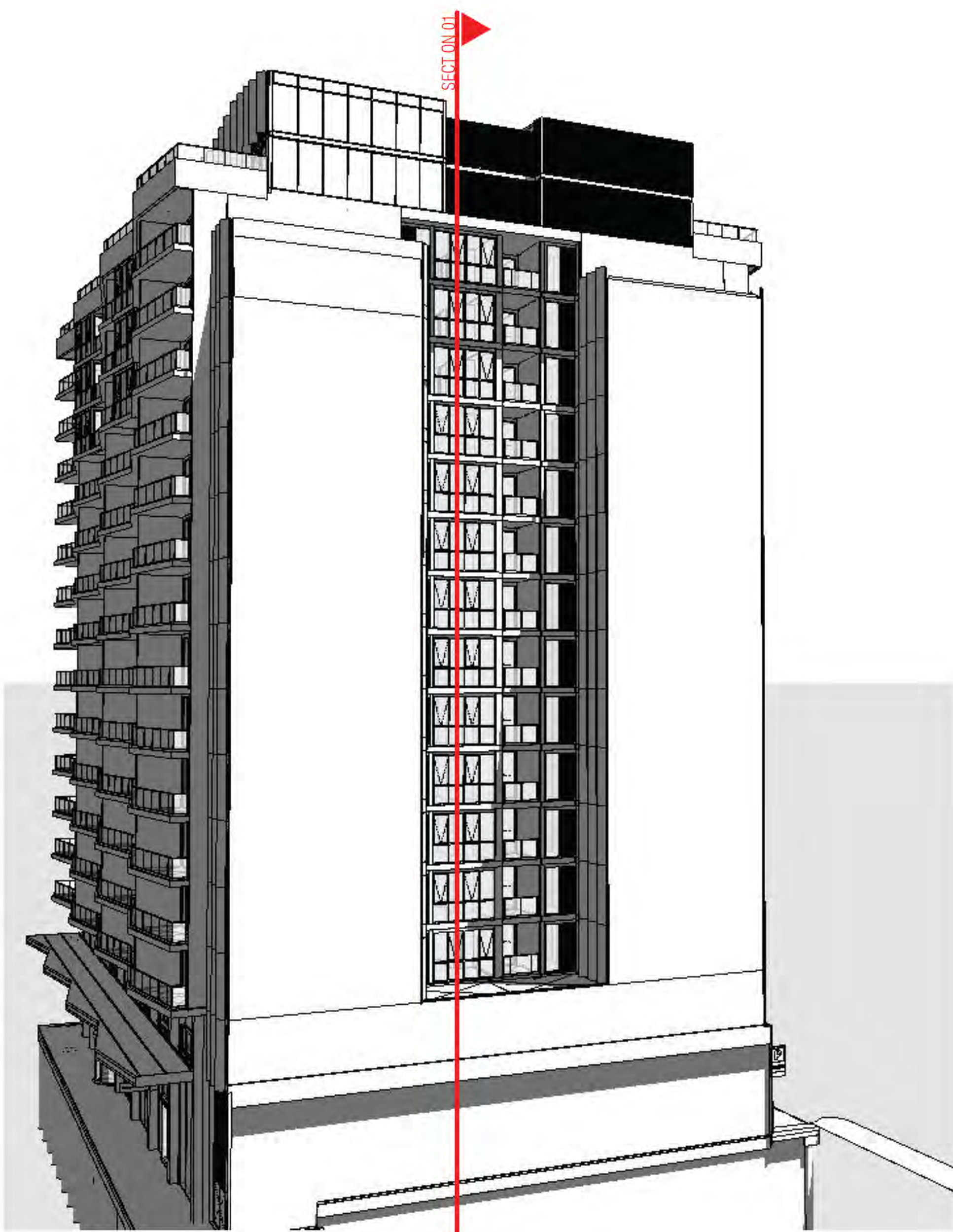
**DRAWING TITLE**  
 SECTION CC & SECTION DD

**ISSUE PURPOSE**  
 FOR CONSTRUCTION

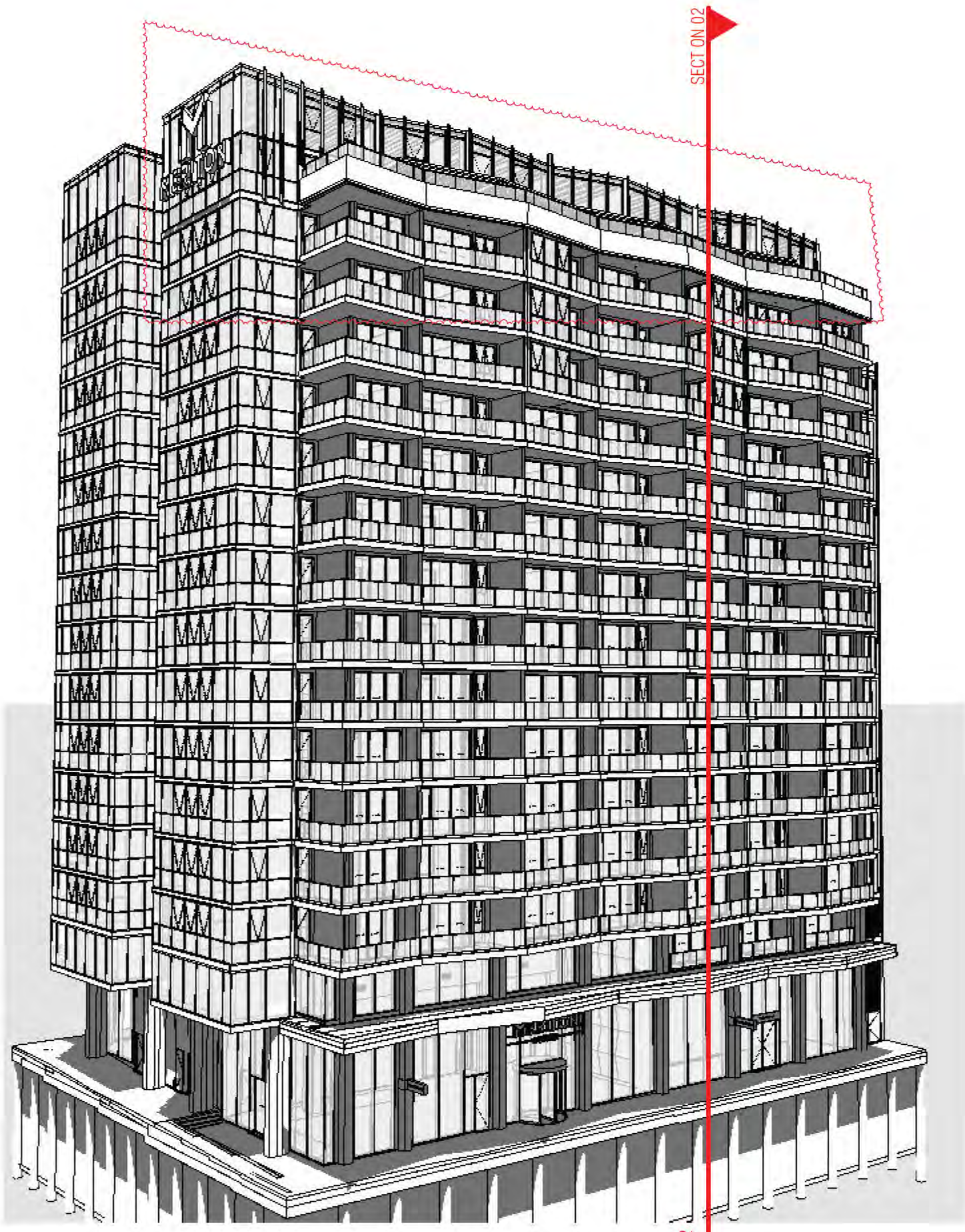
**REVISION**  
 G

**DRAWING NO.**  
 A0252

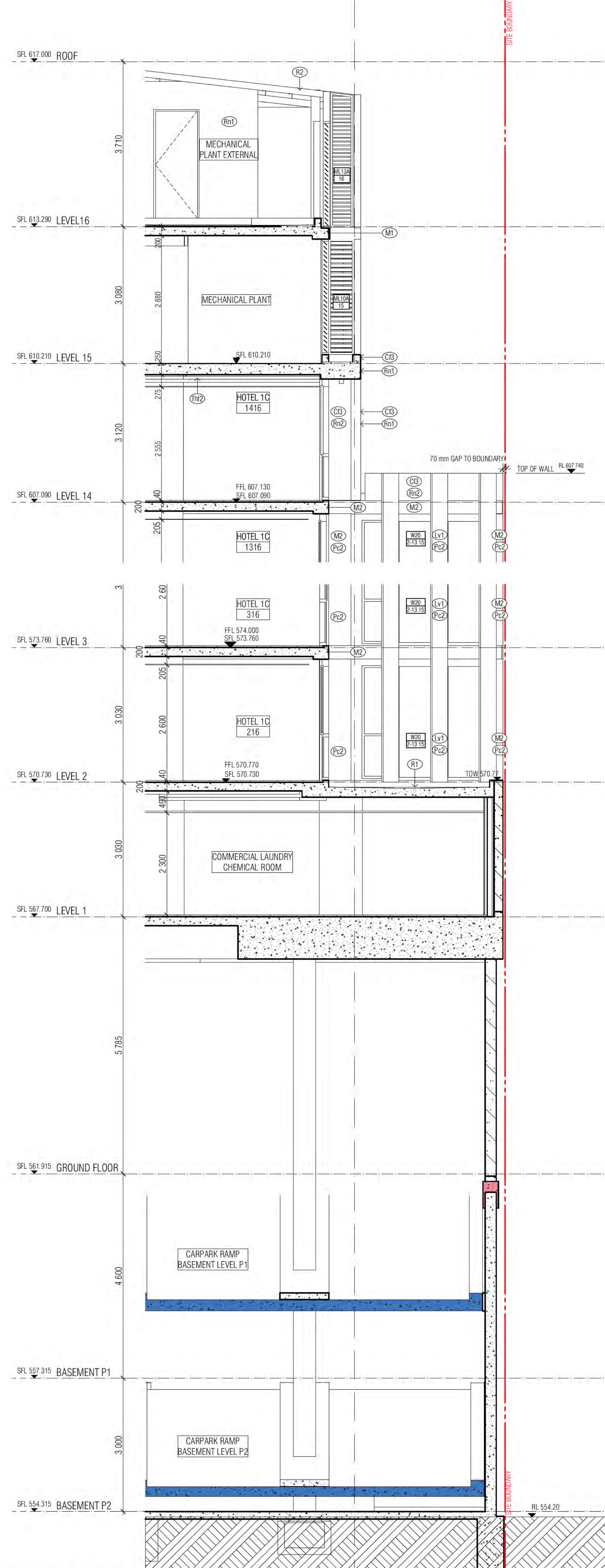




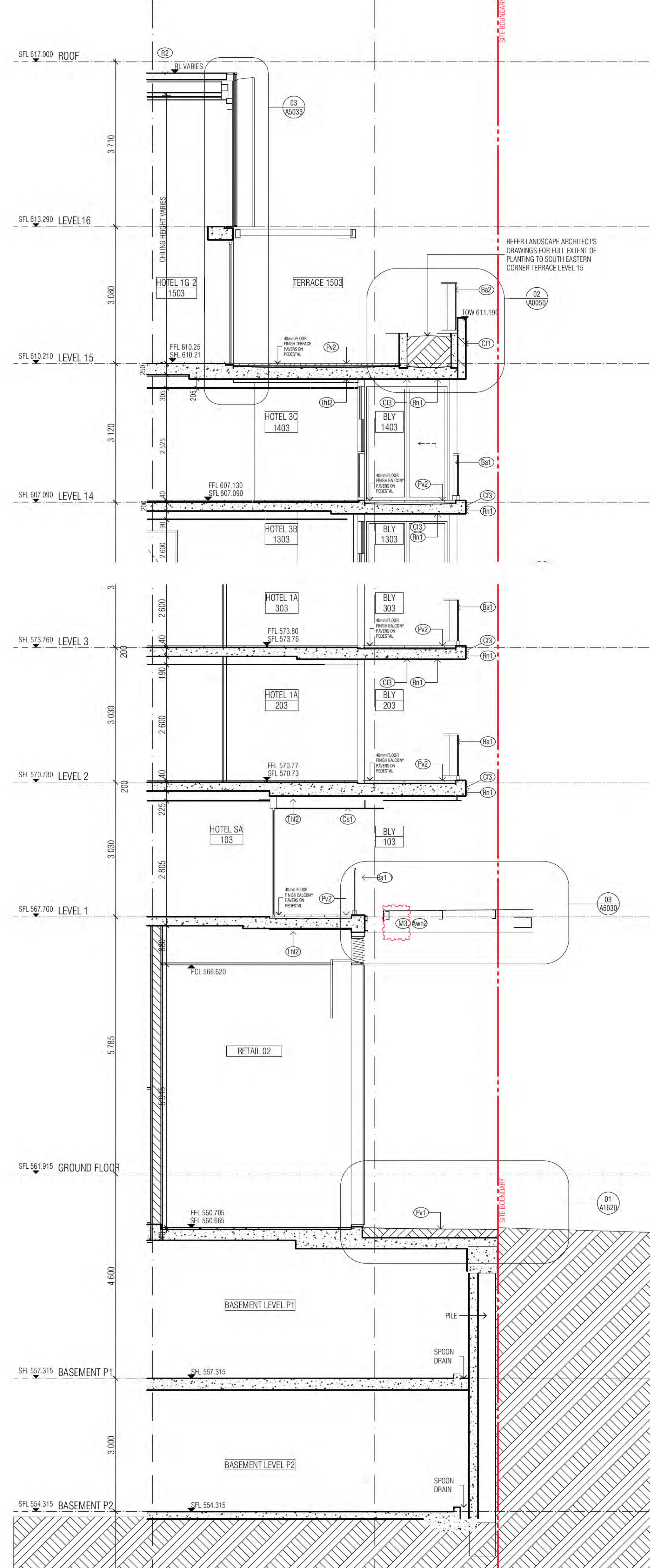
01 NORTH FACADE PERSPECTIVE



02 EAST FACADE PERSPECTIVE



03 NORTH FACADE SECTION 01



04 EAST FACADE SECTION 02

**GENERAL ELEVATIONS LEGEND**

- (B1) BALUSTRADE TYPE 1 AND BAL 1
- (B2) CANTILEVERED GLASS BALUSTRADE, TINT TO MATCH G6
- (B3) EURO GREY SILVER
- (B4) BALUSTRADE TYPE 2
- (B5) CANTILEVERED GLASS BALUSTRADE VISION GLASS G6
- (B6) SUPER CLEAR
- (B7) BALUSTRADE TYPE 3
- (B8) CANTILEVERED GLASS BALUSTRADE VISION GLASS G6
- (B9) SUPER CLEAR
- (C1) PRECAST CONCRETE WHITE WITH A CLASS 2 FINISH COLOUR CONTROL AS TO AS 3610 CLAUSE 2. REFER EXTERNAL FINISHES SCHEDULE FOR TYPE.
- (C2) PRECAST CONCRETE WITH A CLASS 2 FINISH COLOUR CONTROL AS TO AS 3610 CLAUSE 2. REFER EXTERNAL FINISHES SCHEDULE FOR TYPE.
- (C3) NATURAL GREY CONCRETE WITH A CLASS 2 FINISH
- (C4) REFER EXTERNAL FINISHES SCHEDULE FOR TYPE
- (C5) COMPRESSED FIBRE CEMENT SHEET SOFFIT CLADDING
- (C6) REFER EXTERNAL FINISHES SCHEDULE FOR TYPE
- (C7) COMPRESSED FIBRE CEMENT SHEET WALL CLADDING
- (C8) REFER EXTERNAL FINISHES SCHEDULE FOR TYPE

**GLAZING TYPES**

- (G1) ALUMINIUM WINDOW SYSTEM
- (G2) ALUMINIUM CURTAIN WALL
- (G3) STRUCTURAL GLAZING SYSTEM - SUPER CLEAR
- (G4) GLASS LOUVER
- (G5) EURO GREY SILVER
- (G6) SUPER CLEAR
- (G7) PRIVACY GLASS - FROSTED

**GLAZING TYPES**

- (G1) G6 EURO GREY SILVER UNLESS NOTED OTHERWISE
- (G2) UNGLAZED
- (L1) PLANTROOM LOUVRES
- (L2) REFER EXTERNAL FINISHES SCHEDULE FOR TYPE
- (L3) WINDOW SYSTEM LOUVRES
- (L4) REFER EXTERNAL FINISHES SCHEDULE FOR TYPE
- (L5) LOUVER SCREEN
- (L6) REFER EXTERNAL FINISHES SCHEDULE FOR TYPE
- (L7) METAL LOUVER BLADES
- (L8) REFER EXTERNAL FINISHES SCHEDULE FOR TYPE
- (L9) METAL LOUVER BLADES
- (L10) REFER EXTERNAL FINISHES SCHEDULE FOR TYPE
- (L11) SCREEN DEVICE
- (L12) REFER EXTERNAL FINISHES SCHEDULE FOR TYPE
- (L13) ALUMINIUM CLADDING
- (L14) REFER EXTERNAL FINISHES SCHEDULE FOR TYPE
- (L15) ALUMINIUM CLADDING
- (L16) REFER EXTERNAL FINISHES SCHEDULE FOR TYPE
- (L17) ALUMINIUM CLADDING
- (L18) REFER EXTERNAL FINISHES SCHEDULE FOR TYPE
- (L19) NOTE: ALL CLADDING SYSTEMS - PANELS AS INDICATED ON ARCHITECTURAL DRAWINGS. DESIGN DEVELOPED, DETAILED AND INSTALLED IN ACCORDANCE WITH THE APPROVED SHOP DRAWINGS.
- (R1) APPLIED RENDER FINISH
- (R2) REFER EXTERNAL FINISHES SCHEDULE FOR TYPE
- (R3) APPLIED RENDER FINISH
- (R4) REFER EXTERNAL FINISHES SCHEDULE FOR TYPE
- (R5) APPLIED RENDER FINISH
- (R6) REFER EXTERNAL FINISHES SCHEDULE FOR TYPE
- (R7) BALLAST
- (R8) REFER EXTERNAL FINISHES SCHEDULE FOR TYPE
- (R9) STEEL ROOFING
- (R10) REFER EXTERNAL FINISHES SCHEDULE FOR TYPE
- (R11) FENCE
- (R12) REFER EXTERNAL FINISHES SCHEDULE FOR TYPE
- (R13) AUTOMATIC CURVED SLIDING DOOR
- (R14) REFER EXTERNAL FINISHES SCHEDULE FOR TYPE
- (R15) AUTOMATIC SLIDING DOOR
- (R16) REFER EXTERNAL FINISHES SCHEDULE FOR TYPE
- (R17) AUTOMATIC SWING DOOR
- (R18) REFER EXTERNAL FINISHES SCHEDULE FOR TYPE
- (R19) OVERHEAD DOOR 01, 02
- (R20) REFER EXTERNAL FINISHES SCHEDULE FOR TYPE
- (R21) POWDER COAT FINISH 01 INTERIOR, FLAT MATT BRILLIANCE
- (R22) REFER EXTERNAL FINISHES SCHEDULE FOR TYPE
- (R23) POWDER COAT FINISH 02 INTERIOR, TITANIUM PEARL MATT
- (R24) REFER EXTERNAL FINISHES SCHEDULE FOR TYPE
- (R25) POWDER COAT FINISH 03 INTERIOR, FLAT MATT WHITE
- (R26) REFER EXTERNAL FINISHES SCHEDULE FOR TYPE
- (R27) PAINT FINISH 01: ELASTOMERIC PAINT WHITE
- (R28) REFER EXTERNAL FINISHES SCHEDULE FOR TYPE
- (R29) PAINT FINISH 02: SCOTONE PHOTOGRAPHIC: SCOTONE
- (R30) REFER EXTERNAL FINISHES SCHEDULE FOR TYPE
- (R31) PAINT FINISH 03: SCOTONE PHOTOGRAPHIC: SCOTONE
- (R32) REFER EXTERNAL FINISHES SCHEDULE FOR TYPE
- (R33) PAVING FINISH
- (R34) REFER EXTERNAL FINISHES SCHEDULE FOR TYPE
- (R35) PAVING FINISH
- (R36) REFER EXTERNAL FINISHES SCHEDULE FOR TYPE



REVISION	DATE	BY	REVISION	DATE	BY
A	23.09.2021	BB	23.09.2021		
B	24.09.2022	PM	24.09.2022		
C	04.09.2022	AM	04.09.2022		
D	30.05.2022	AM	30.05.2022		
E	06.07.2022	AM	06.07.2022		
F	18.10.2022	PM	18.10.2022		
G	18.05.2023	PM	18.05.2023		

QUALITY ASSURANCE	DATE	BY	DATE	BY
SCHEMATIC DESIGN REVIEW FOR THIS PROJECT IS COMPLETE	01.10.2020		01.10.2020	
DESIGN DEVELOPMENT REVIEW FOR THIS PROJECT IS COMPLETE	01.02.2021		01.02.2021	
TENDER DOCUMENTATION REVIEW FOR THIS PROJECT IS COMPLETE	01.10.2021		01.10.2021	
CONSTRUCTION DOCUMENTATION REVIEW FOR THIS DRAWING IS COMPLETE	12.01.2022		12.01.2022	

DATE	CHECKED	DATE	JOB NO.	SCALE
18.05.2023	PM	18.05.2023	19125	1:50@A1

**PROJECT**  
MERITON SUITES CANBERRA  
40 ALLARA ST  
CANBERRA ACT 2601

**ISSUE PURPOSE**  
FOR CONSTRUCTION

**REV.**  
F


**DRAWING TITLE**  
FACADE SECTION  
NORTH & EAST

**FENDER KATSALIDIS**  
WWW.FKAUSTRALIA.COM  
L21, 206 GEORGE STREET, SYDNEY  
NEW SOUTH WALES 2000 AUSTRALIA  
TELEPHONE: +61 2 8296 3900  
FENDER KATSALIDIS (AUSTRALIA) PTY LTD ACN 060 943 930

**ISSUE PURPOSE**  
FOR CONSTRUCTION

**REV.**  
F

**DRAWING NO.**  
A0260



**GENERAL LEGEND**

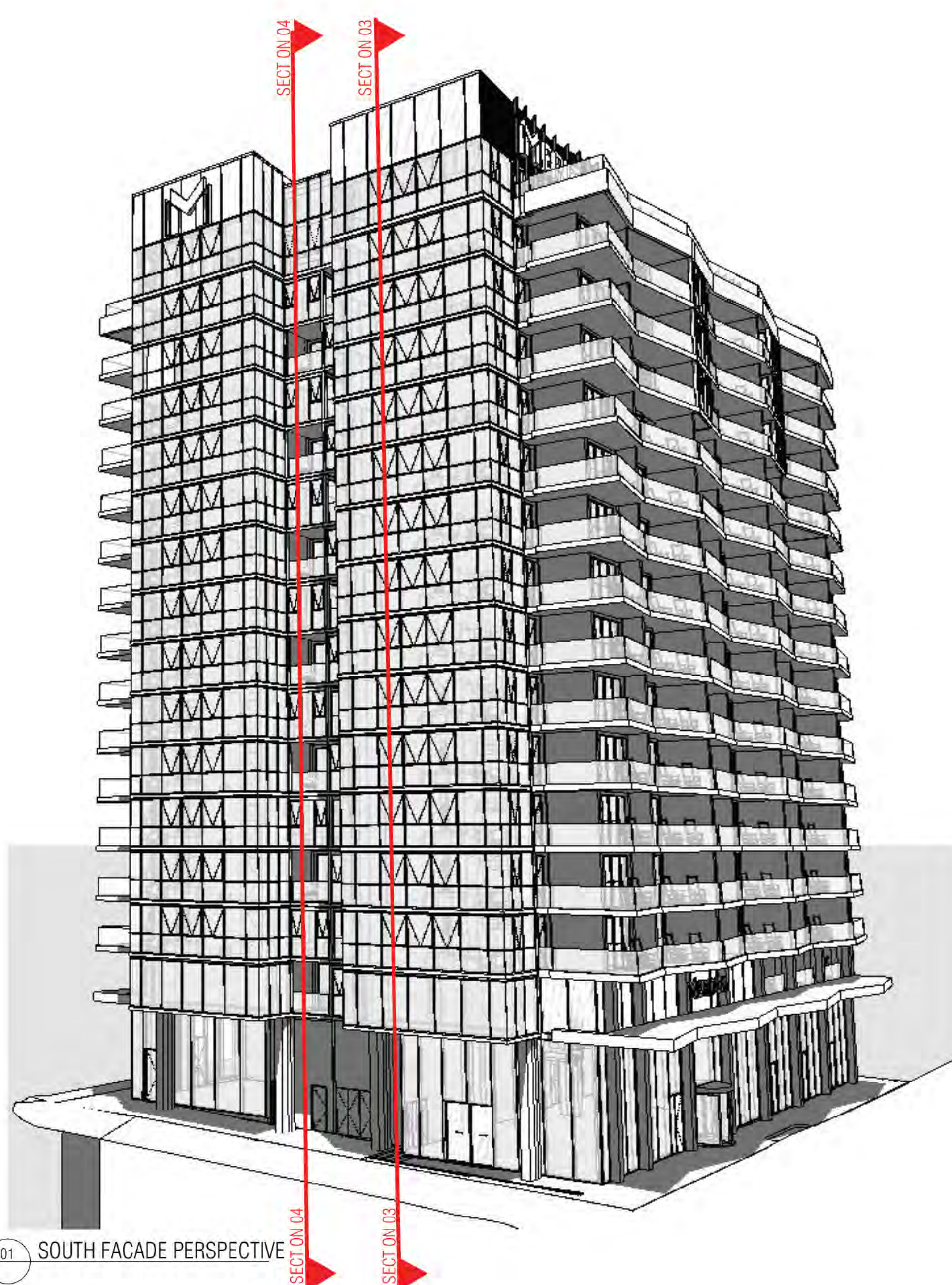
HOTEL 1A → SUITE TYPE  
 101 → LEVEL/SUITE NUMBER  
 4 m2 → SUITE NLA

⊕ SFL -33.250  
 LEVELS; SFL=STRUCTURAL FLOOR LEVEL  
 NGL=NATURAL GROUND LEVEL  
 PL = FINISHED PAVING LEVEL  
 FFL=FINISHED FLOOR LEVEL  
 (N)=NEW  
 TK=TOP OF KERB LEVEL  
 G = GUTTER LEVEL  
 TBC=TO BE CONFIRMED  
 VOS=VERIFY ON SITE

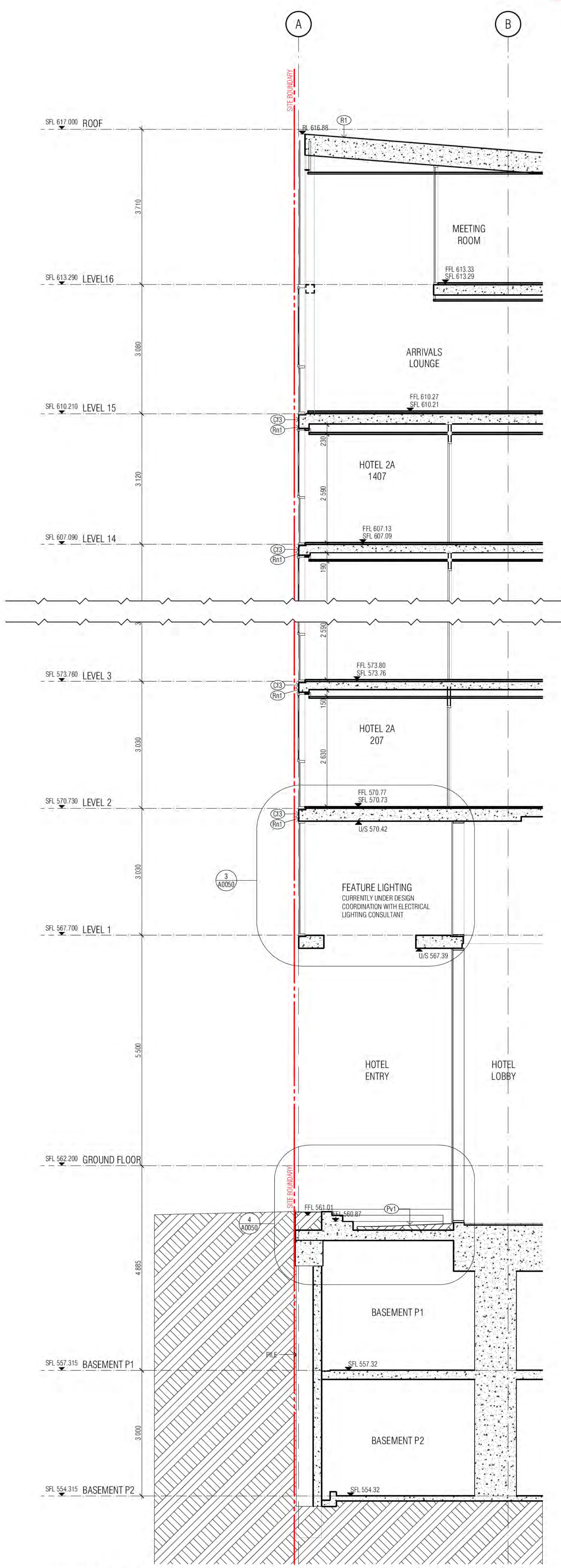
- FHR FIRE HOSE REEL
- FH FIRE HYDRANT
- FEX FIRE EXTINGUISHER
- SERVICES ZONE
- S/P STAIR PRESSURE
- RC REFUSE CHUTE/WASTE
- LC LINEN CHUTE
- PI FINISH TAG (REFER FF&E TECHNICAL SCHEDULE)
- A/C AIR CONDITIONING
- A/P ACCESS PANEL
- AWN AWNING
- Ba1 BALUSTRADE TYPE 1, 2, 3...
- BOL1 BOLLARD TYPE 1, 2, 3...
- BLY BALCONY
- BT BATHROOM TYPE 1, 2, 3
- CJ CONROL JOINT
- DP DOWNPIPE
- FS01 FIRE STAIR 01,02...
- FW FLOOR WASTE
- KE KITCHEN EXHAUST
- KT KITCHEN TYPE 1, 2, 3
- LB LOBBY RELIEF
- LS LOBBY SUPPLY
- Lv1 LOUVRE TYPE 1, 2, 3...
- LY LAUNDRY TYPE 1, 2, 3...
- M1 METAL SCREEN TYPE 1, 2, 3
- ME MECHANICAL EXHAUST
- ML1 MECHANICAL LOUVRE ( EXTERNAL ) TYPE1, 2
- MV1 MECHANICAL LOUVRE ( INTERNAL ) TYPE1, 2
- OF1 OVER FLOW TYPE 1, 2, 3
- PO PLANTER BOX OUTLET
- RT ROBE TYPE 1, 2, 3
- RWO RAIN WATER OUTLET

**WALL HATCHES**

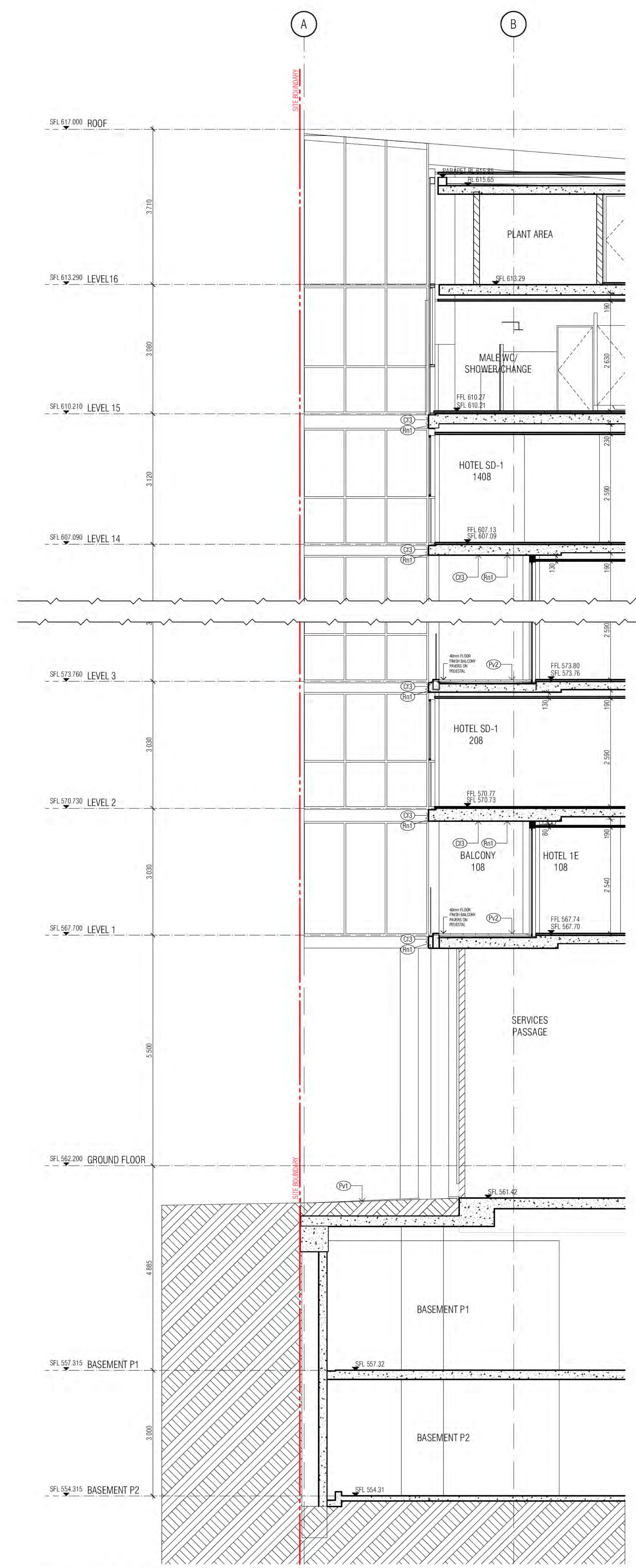
- INSITU CONCRETE
- PRECAST CONCRETE
- CONCRETE BUND
- LOW PRECAST



01 SOUTH FACADE PERSPECTIVE



02 SOUTH FACADE SECTION 03



04 SOUTH FACADE SECTION 04

BIMcloud F3CYOBING.0023 - BIMcloud Basis for ARCHICAD 23/19/25 - 40 Allara St Canberra/19/25 General

REVISION	DATE	DESCRIPTION
BB	23.03.2021	DRAFT TENDER ISSUE GENERAL UPDATE

REVISION	DATE	DESCRIPTION
BB	23.03.2021	DRAFT TENDER ISSUE GENERAL UPDATE


**QUALITY ASSURANCE** (PK IS A CERTIFIED COMPANY TO ISO 9001:2015)  
 THIS PROJECT IS SUBJECT TO THE PK QUALITY ASSURANCE SYSTEM  
 [ ] SCHEMATIC DESIGN REVIEW FOR THIS PROJECT IS COMPLETE DATE OF REVIEW: 01/10/2020  
 [ ] DESIGN DEVELOPMENT REVIEW FOR THIS PROJECT IS SET TO BE COMPLETED  
 [ ] TENDER DOCUMENTATION REVIEW FOR THIS PROJECT IS SET TO BE COMPLETED  
 [ ] CONSTRUCTION DOCUMENTATION REVIEW FOR THIS DRAWING IS SET TO BE COMPLETED  
 IF THIS DRAWING IS DAMAGED UNCONTROLLED COPY THEN IT IS TO BE CONSIDERED A  
 QUOTE SUBJECT TO REVISION/WORK NOTE

**NOTES**  
 THIS DRAWING IS COPYRIGHT AND SHALL REMAIN THE PROPERTY OF RENDER KATSALIDIS (SUITE) PTY LTD  
 CHECK AND VERIFY ALL DIMENSIONS ON SITE PRIOR TO COMMENCING WORK. DRAWINGS TO BE READ  
 IN CONJUNCTION WITH ALL OTHER CONTRACT DOCUMENTS. DO NOT SCALE DRAWINGS. USE FILED  
 DIMENSIONS ONLY. SEEK CLARIFICATION OF INCONSISTENCIES / CONFLICTS

DRAWN	DATE	CHECKED	PLOT DATE	JOB NO.	SCALE
BB	23.03.2021	PM	24.03.2021	19125	1:50@A1

**PROJECT**  
 MERITON SUITES CANBERRA  
 40 ALLARA ST  
 CANBERRA ACT 2061

**FENDER KATSALIDIS**  
 WWW.FKAUSTRALIA.COM  
 2 RIVERSIDE QUAY, SOUTH BANK  
 VICTORIA 3008 AUSTRALIA  
 TELEPHONE: +61 3 8969 3888  
 FENDER KATSALIDIS (SUITE) PTY LTD ACN 092 943 032




NOT FOR CONSTRUCTION

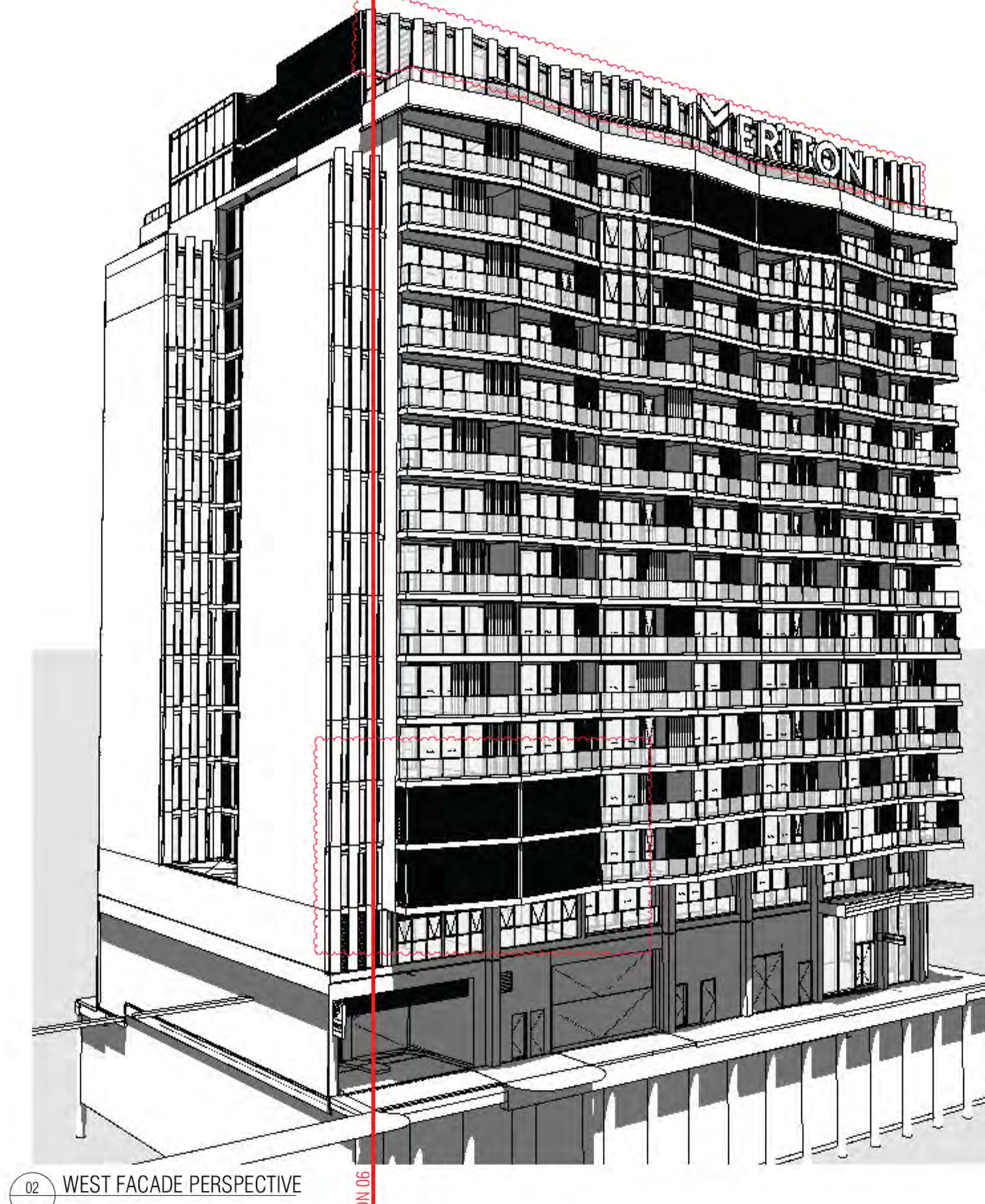
**DRAWING TITLE**  
 FACADE SECTION  
 SOUTH

**ISSUE PURPOSE**  
 DRAFT TENDER ISSUE

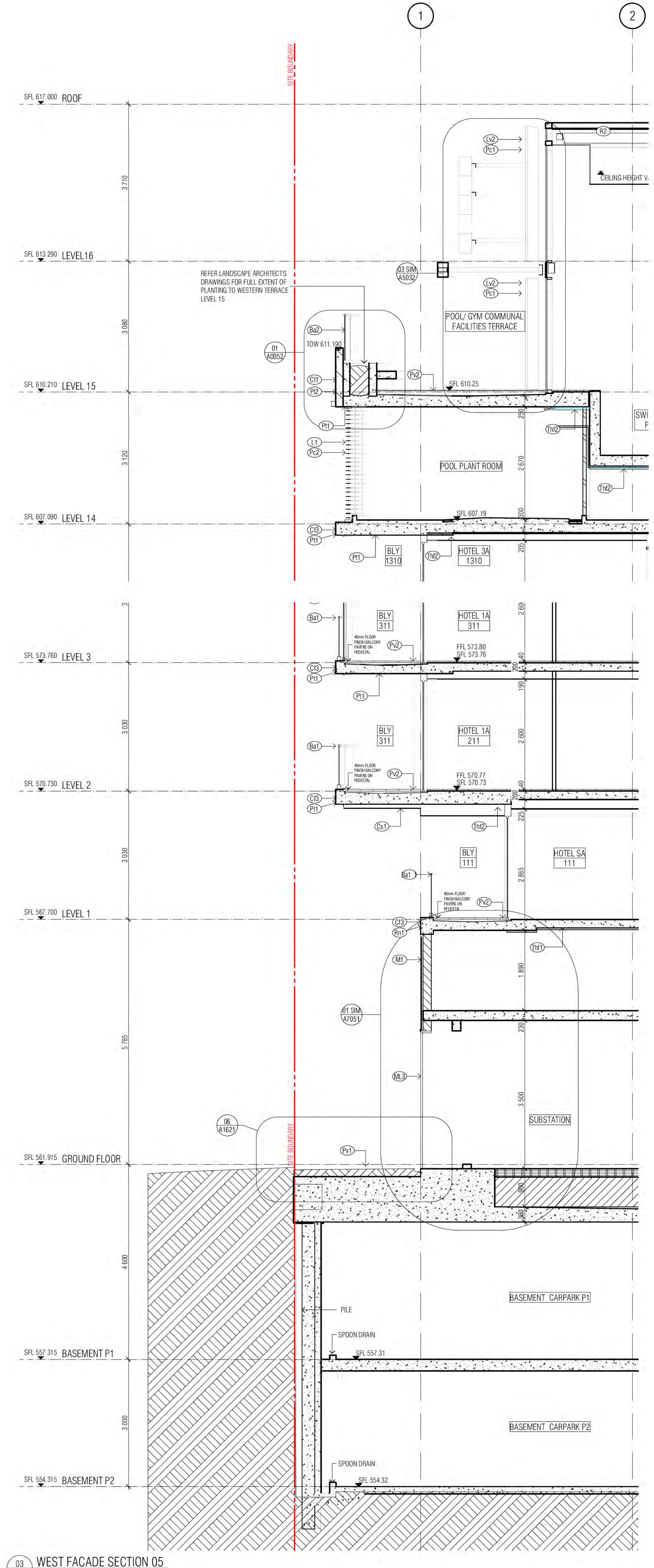
**REV.** **DRAWING NO.**  
 A0261



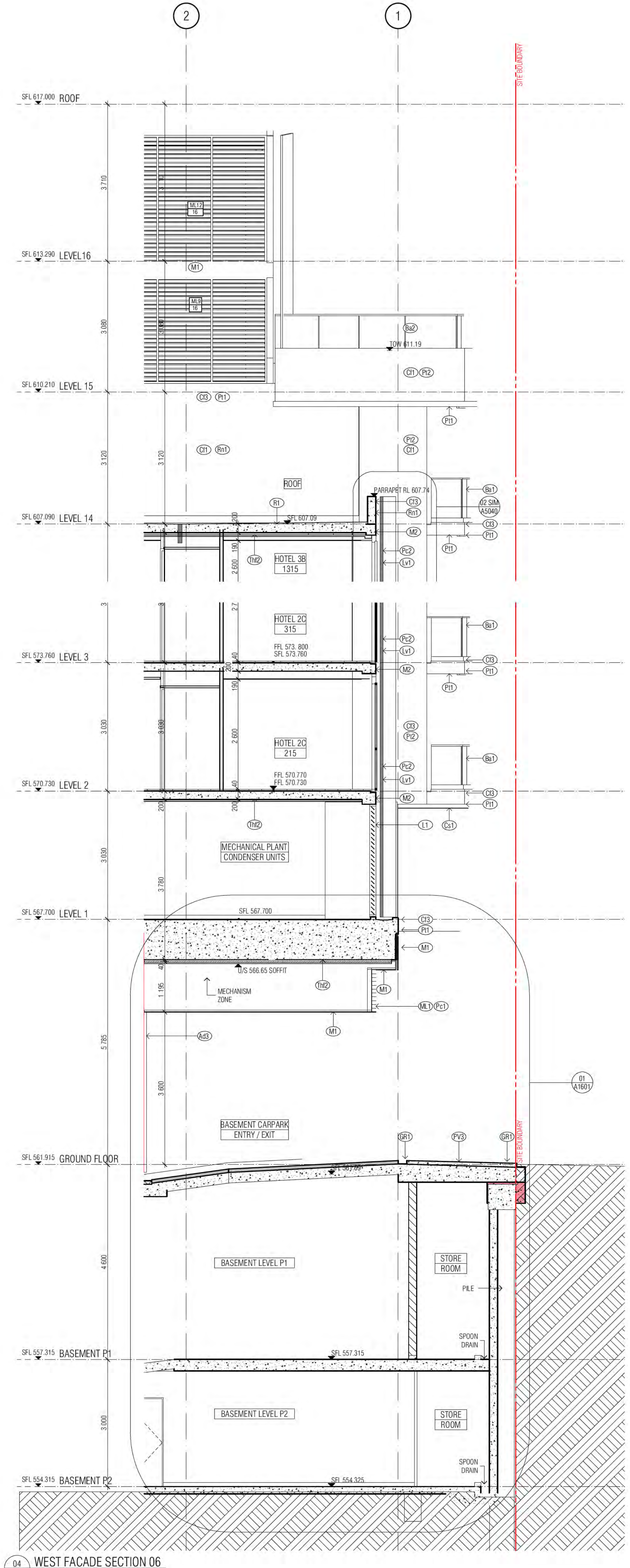
01 WEST FACADE PERSPECTIVE



02 WEST FACADE PERSPECTIVE



03 WEST FACADE SECTION 05



04 WEST FACADE SECTION 06

- GENERAL ELEVATIONS LEGEND**
- (B1) BALUSTRADE TYPE 1 AND BAI 1
  - (B2) CANTILEVERED GLASS BALUSTRADE, TINT TO MATCH G6
  - (B3) EURO GREY SILVER
  - (B4) BALUSTRADE TYPE 2
  - (B5) CANTILEVERED GLASS BALUSTRADE VISION GLASS G6
  - (B6) SUPER CLEAR
  - (B7) BALUSTRADE TYPE 3
  - (B8) CANTILEVERED GLASS BALUSTRADE VISION GLASS G6
  - (B9) SUPER CLEAR
  - (B10) PRECAST CONCRETE WHITE WITH A CLASS 2 FINISH COLOUR CONTROL AS TO AS 3610 CLAUSE 2. REFER EXTERNAL FINISHES SCHEDULE FOR TYPE.
  - (B11) PRECAST CONCRETE WITH A CLASS 2 FINISH COLOUR CONTROL AS TO AS 3610 CLAUSE 2. REFER EXTERNAL FINISHES SCHEDULE FOR TYPE.
  - (B12) NATURAL GREY CONCRETE WITH A CLASS 2 FINISH
  - (B13) REFER EXTERNAL FINISHES SCHEDULE FOR TYPE
  - (B14) COMPRESSED FIBRE CEMENT SHEET SOFFIT CLADDING
  - (B15) REFER EXTERNAL FINISHES SCHEDULE FOR TYPE
  - (B16) COMPRESSED FIBRE CEMENT SHEET WALL CLADDING
  - (B17) REFER EXTERNAL FINISHES SCHEDULE FOR TYPE
- GLAZING TYPES**
- (G1) ALUMINIUM WINDOW SYSTEM
  - (G2) ALUMINIUM CURTAIN WALL
  - (G3) STRUCTURAL GLAZING SYSTEM - SUPER CLEAR
  - (G4) GLASS LOUVRES
  - (G5) EURO GREY SILVER
  - (G6) SUPER CLEAR
  - (G7) PRIVACY GLASS - FROSTED
- ON ELEVATIONS**
- (L1) PLANTROOM LOUVRES
  - (L2) REFER EXTERNAL FINISHES SCHEDULE FOR TYPE
  - (L3) WINDOW SYSTEM LOUVRES
  - (L4) REFER EXTERNAL FINISHES SCHEDULE FOR TYPE
  - (L5) LOUVER SCREEN
  - (L6) REFER EXTERNAL FINISHES SCHEDULE FOR TYPE
  - (L7) METAL LOUVER BLADES
  - (L8) REFER EXTERNAL FINISHES SCHEDULE FOR TYPE
  - (L9) METAL LOUVER BLADES
  - (L10) REFER EXTERNAL FINISHES SCHEDULE FOR TYPE
  - (L11) SCREEN DEVICE
  - (L12) REFER EXTERNAL FINISHES SCHEDULE FOR TYPE
  - (L13) ALUMINIUM CLADDING
  - (L14) REFER EXTERNAL FINISHES SCHEDULE FOR TYPE
  - (L15) ALUMINIUM CLADDING
  - (L16) REFER EXTERNAL FINISHES SCHEDULE FOR TYPE
  - (L17) ALUMINIUM CLADDING
  - (L18) REFER EXTERNAL FINISHES SCHEDULE FOR TYPE
  - (L19) NOTE: ALL CLADDING SYSTEMS - PANELS AS INDICATED ON ARCHITECTURAL DRAWINGS. DESIGN DEVELOPED, DETAILED AND INSTALLED IN ACCORDANCE WITH THE APPROVED SHOP DRAWINGS.
  - (L20) APPLIED RENDER FINISH
  - (L21) REFER EXTERNAL FINISHES SCHEDULE FOR TYPE
  - (L22) APPLIED RENDER FINISH
  - (L23) REFER EXTERNAL FINISHES SCHEDULE FOR TYPE
  - (L24) APPLIED RENDER FINISH
  - (L25) REFER EXTERNAL FINISHES SCHEDULE FOR TYPE
  - (L26) BALLAST
  - (L27) REFER EXTERNAL FINISHES SCHEDULE FOR TYPE
  - (L28) STEEL ROOFING
  - (L29) REFER EXTERNAL FINISHES SCHEDULE FOR TYPE
  - (L30) FENCE
  - (L31) REFER EXTERNAL FINISHES SCHEDULE FOR TYPE
  - (L32) AUTOMATIC CURVED SLIDING DOOR
  - (L33) REFER EXTERNAL FINISHES SCHEDULE FOR TYPE
  - (L34) AUTOMATIC SLIDING DOOR
  - (L35) REFER EXTERNAL FINISHES SCHEDULE FOR TYPE
  - (L36) AUTOMATIC SWING DOOR
  - (L37) REFER EXTERNAL FINISHES SCHEDULE FOR TYPE
  - (L38) OVERHEAD DOOR 01, 02
  - (L39) REFER EXTERNAL FINISHES SCHEDULE FOR TYPE
  - (L40) POWDER COAT FINISH 01 INTERIOR, FLAT MATT BRILLIANCE
  - (L41) REFER EXTERNAL FINISHES SCHEDULE FOR TYPE
  - (L42) POWDER COAT FINISH 02 INTERIOR, TITANIUM PEARL MATT
  - (L43) REFER EXTERNAL FINISHES SCHEDULE FOR TYPE
  - (L44) POWDER COAT FINISH 03 INTERIOR, FLAT MATT WHITE
  - (L45) REFER EXTERNAL FINISHES SCHEDULE FOR TYPE
  - (L46) PAINT FINISH 01 ELASTOMERIC PAINT WHITE
  - (L47) REFER EXTERNAL FINISHES SCHEDULE FOR TYPE
  - (L48) PAINT FINISH 02 EPOXY METAL/ALUMINIUM EPOXY COAT
  - (L49) REFER EXTERNAL FINISHES SCHEDULE FOR TYPE
  - (L50) PAINT FINISH 03 EPOXY METAL/ALUMINIUM EPOXY COAT
  - (L51) REFER EXTERNAL FINISHES SCHEDULE FOR TYPE
  - (L52) PAVING FINISH
  - (L53) REFER EXTERNAL FINISHES SCHEDULE FOR TYPE
  - (L54) PAVING FINISH
  - (L55) REFER EXTERNAL FINISHES SCHEDULE FOR TYPE
- MECHANICAL VENTILATION GRILLES**
- MV1 1500\*1010
  - MV2 1500\*1010
  - MV3 1200\*1000
  - MV4 1300\*1000
  - MV5 1300\*1000
  - MV6 1500\*1000
  - MV7 1200\*1000
  - MV8 1500\*1000
  - MV9 1200\*1000
  - MV10 1250\*1000
  - MV11 1800\*1850
  - MV12 1635\*11450
  - MV13 1200\*1250
  - MV14 1200\*1250
  - MV15 12450\*1850
  - MV16 2" 3150/4 EYE BALL DIFFUSER
- LEGEND**
- WOT WINDOW NUMBER
  - T OT HOTEL SUITE NUMBER
  - BT BUILDING LEVEL
  - RETURN WALL
  - SOFFIT FINISH
  - OVERFLOW 1, 2, 3...



REVISION	DATE	REVISION	DATE
-	23.03.2021	BB	23.03.2021
A	24.01.2022	PM	24.01.2022
B	04.02.2022	AM	04.02.2022
C	08.07.2022	AM	08.07.2022
D	10.07.2023	AM	10.07.2023
E	16.05.2023	PM	16.05.2023

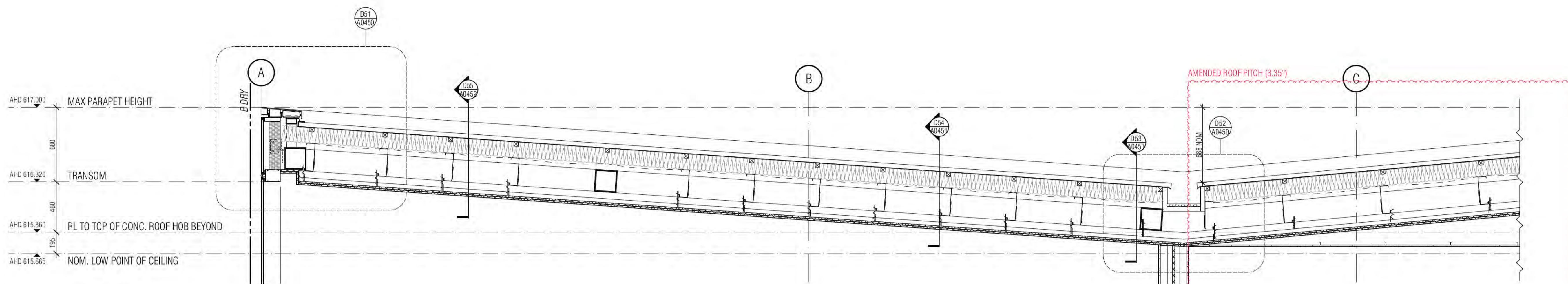
QUALITY ASSURANCE	DATE
SCHEMATIC DESIGN REVIEW FOR THIS PROJECT IS COMPLETE	01.10.2020
DESIGN DEVELOPMENT REVIEW FOR THIS PROJECT IS COMPLETE	01.02.2021
TENDER DOCUMENTATION REVIEW FOR THIS PROJECT IS COMPLETE	01.10.2021
CONSTRUCTION DOCUMENTATION REVIEW FOR THIS DRAWING IS COMPLETE	12.01.2022

NOTES	DATE	CHECKED	PLLOT DATE	JOB NO.	SCALE
THIS DRAWING IS COPYRIGHT AND SHALL REMAIN THE PROPERTY OF RENDER KATSALIDIS (ASST) PTY LTD. CHECK AND VERIFY ALL DIMENSIONS ON SITE PRIOR TO COMMENCING WORK. DIMENSIONS TO BE READ IN CONJUNCTION WITH ALL OTHER CONTRACT DOCUMENTS. DO NOT SCALE DRAWINGS. USE FILED DIMENSIONS ONLY. SEEK CLARIFICATION OF INCONSISTENCIES / CONFLICTS.	18.05.2023	PM	18.05.2023	19125	1:50@A1

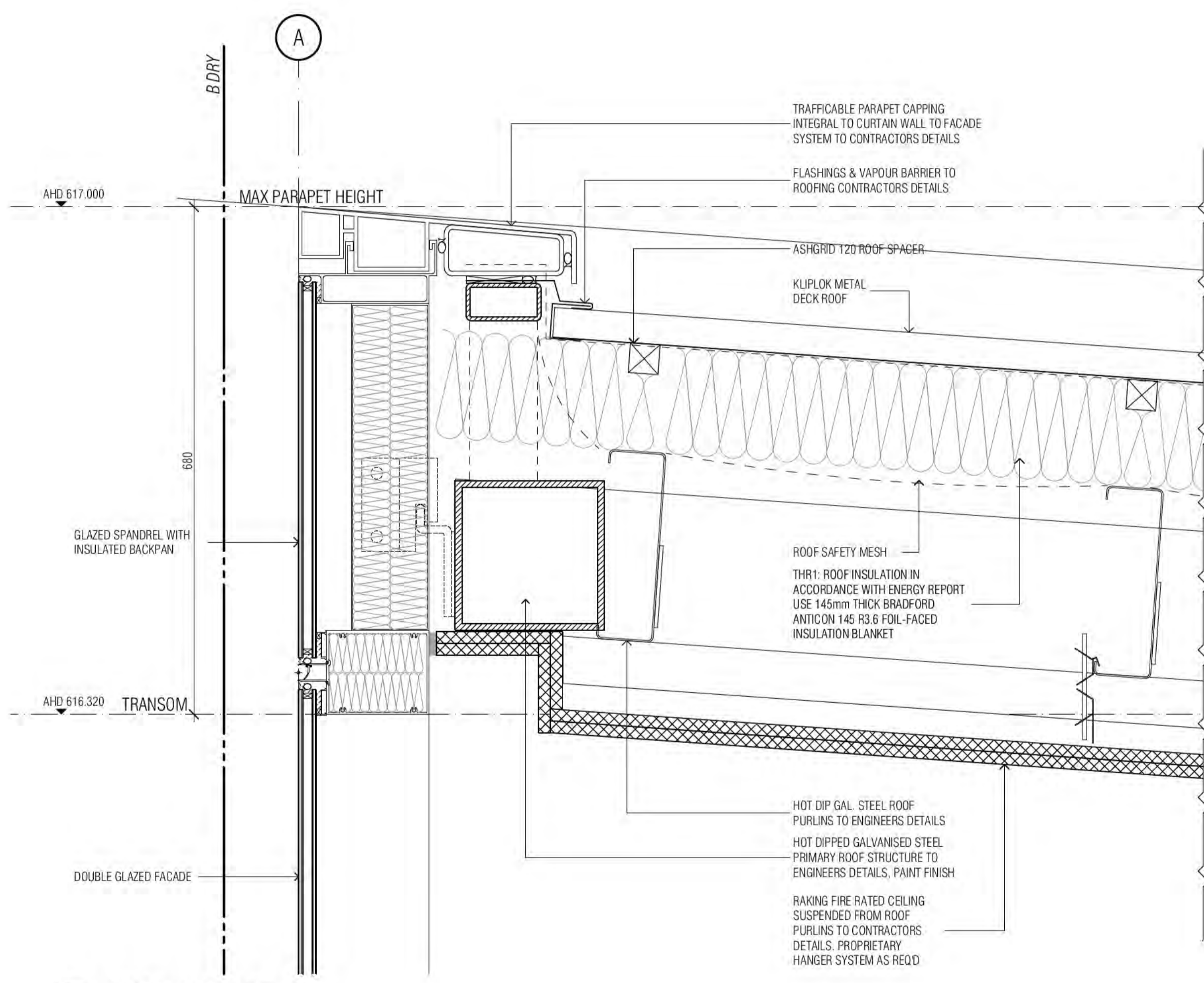
PROJECT	DRAWING TITLE	ISSUE PURPOSE
MERITON SUITES CANBERRA 40 ALLARA ST CANBERRA ACT 2061	WEST FACADE SECTION	FOR CONSTRUCTION

REVISION	DRAWING NO.
E	A0262

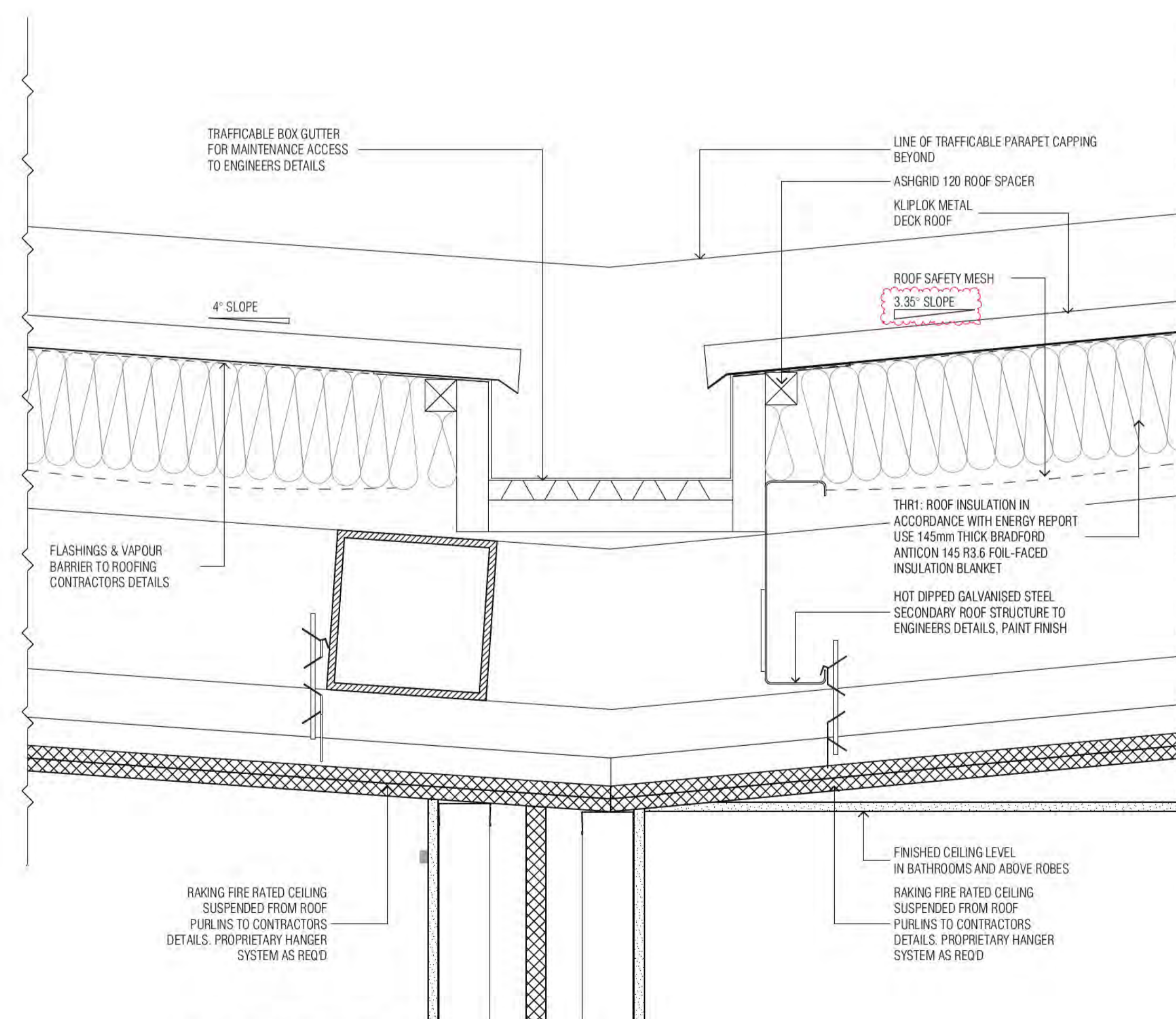




**D50 ROOF DETAIL**  
SCALE 1:20@A1



**D51 ROOF PARAPET DETAIL**  
SCALE 1.5@A1



**D52 BOX GUTTER DETAIL**  
SCALE 1.5@A1

BCA certifiers  
Date Issued:  
14 August 2023  
BUILDING APPROVAL  
is amended under  
S.32 of the  
Building Act 2004.  
BCA Certifiers  
Australia Pty Ltd  
Sch 2.2(a)(ii)  
Approval is subject to the  
original conditions of  
approval dated  
01 June 2022

BIMcloud: FRIMCLOUD BIMcloud19125 40 Allara St Canberra/00 MODEL\_CDD/BIM MODEL/19125 General

REVISION	REVISION
TENDER ISSUE	PM 12.11.2021
A ISSUE FOR CONSTRUCTION	AR 14.01.2022
B ISSUE FOR CC STRUCTURE & FITOUT L11 TOL17	AR 08.07.2022
C AMENDED SHS / PURLIN JUNCTIONS	AR 13.10.2022
D REVISED STRUCTURAL ADVICE FROM FACADE ENGINEER	AR 13.01.2023
E REVISED ROOF PITCH	AR 01.02.2023

**QUALITY ASSURANCE** (FK IS A CERTIFIED COMPANY TO ISO 9001 2015)  
THIS PROJECT IS SUBJECT TO THE FK QUALITY ASSURANCE SYSTEM

- SCHEMATIC DESIGN REVIEW FOR THIS PROJECT IS COMPLETE. DATE OF REVIEW: 01.10.2020
- DESIGN DEVELOPMENT REVIEW FOR THIS PROJECT IS COMPLETE. DATE OF REVIEW: 01.10.2021
- TENDER DOCUMENTATION REVIEW FOR THIS PROJECT IS COMPLETE. DATE OF REVIEW: 11.11.2021
- CONSTRUCTION DOCUMENTATION REVIEW FOR THIS DRAWING IS COMPLETE. DATE OF REVIEW: 12.01.2022

IF THIS DRAWING IS STAMPED UNCONTROLLED COPY THEN IT IS TO BE CONSIDERED A DRAFT. SUBJECT TO REVISION WITHOUT NOTICE

**NOTES**  
THIS DRAWING IS COPYRIGHT AND SHALL REMAIN THE PROPERTY OF FENDER KATSALIDIS (AUST) PTY LTD  
CHECK AND VERIFY ALL DIMENSIONS ON SITE PRIOR TO COMMENCING WORK. DRAWING TO BE READ  
IN CONJUNCTION WITH ALL OTHER CONTRACT DOCUMENTS. DO NOT SCALE DRAWINGS. USE FIGURED  
DIMENSIONS ONLY. SEEK CLARIFICATION OF INCONSISTENCIES / CONFLICTS.


DRAWN: BB DATE: 01.02.2023 CHECKED: PM PLOT DATE: 01.02.2023 JOB NO.: 19125 SCALE: 1:20@A1

**PROJECT**  
MERITON SUITES CANBERRA  
40 ALLARA ST  
CANBERRA ACT 2061

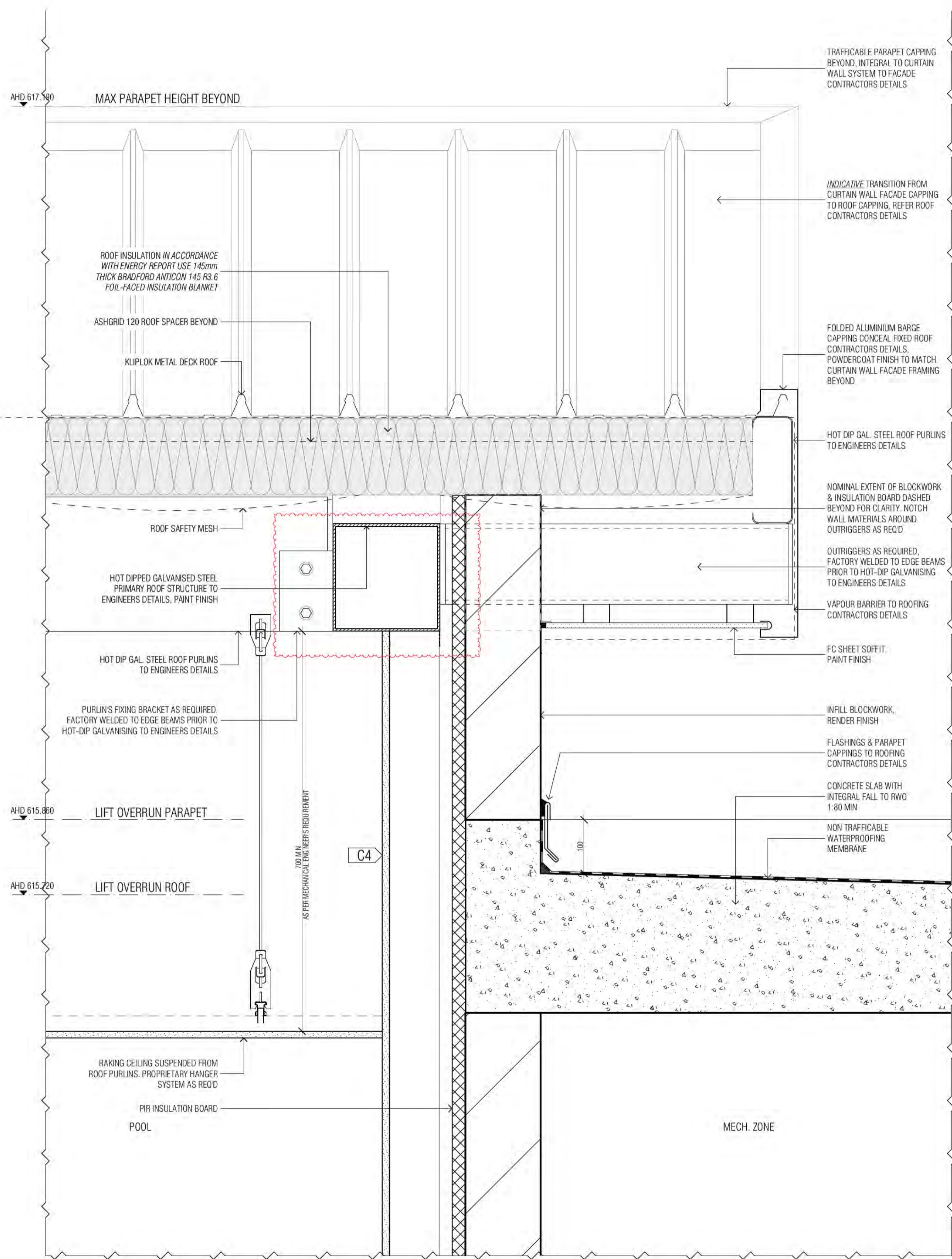
DRAWING TITLE: ENCLOSURE DETAILS SHEET 01

**FENDER KATSALIDIS**  
WWW.FKAUSTRALIA.COM  
L21, 259 GEORGE STREET, SYDNEY  
NEW SOUTH WALES 2000 AUSTRALIA  
TELEPHONE: +61 2 8216 3500  
FENDER KATSALIDIS (AUST) PTY LTD ACN 092 943 032

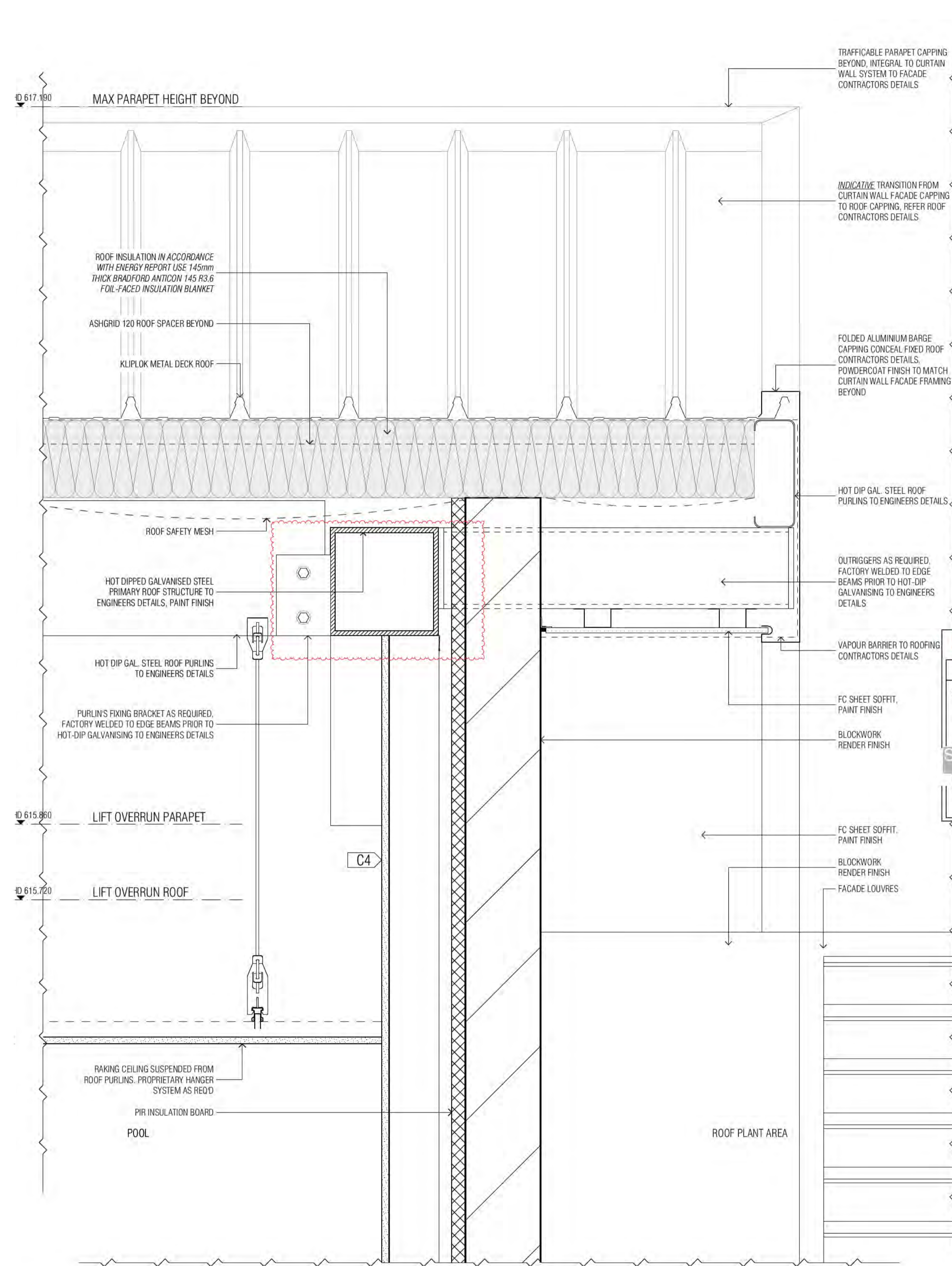
ISSUE PURPOSE: FOR CONSTRUCTION



REV: E DRAWING NO: A0450



D53 ROOF BARGE DETAIL TO CORE WALL  
SCALE 1:5@A1



D54 ROOF BARGE DETAIL BLOCKWORK INFILL  
SCALE 1:5@A1

BCA certifiers  
Date Issued:  
14 August 2023  
BUILDING APPROVAL  
is amended under  
S.32 of the  
Building Act 2004.  
BCA Certifiers  
Australia Pty Ltd  
Sch 2.2(a)(ii)  
Approval is subject to the  
original conditions of  
approval dated  
01 June 2022

BIMcloud: FRIMCLOUD BIMcloud19125 40 Allara St Canberra00 MODEL\_00 CD/BIM MODEL/19125 General

REVISION	DESCRIPTION	DATE
DESIGN DEVELOPMENT	PM	12.11.2021
A	ISSUE FOR CONSTRUCTION	AR 14.01.2022
B	ISSUE FOR CC STRUCTURE & FITOUT L11 TOL17	AR 08.07.2022
C	AMENDED SHS / PURLIN JUNCTIONS	AR 13.10.2022
D	REVISED STRUCTURAL ADVICE FROM FACADE ENGINEER	AR 13.01.2023

REVISION	DESCRIPTION	DATE
DESIGN DEVELOPMENT	PM	12.11.2021
A	ISSUE FOR CONSTRUCTION	AR 14.01.2022
B	ISSUE FOR CC STRUCTURE & FITOUT L11 TOL17	AR 08.07.2022
C	AMENDED SHS / PURLIN JUNCTIONS	AR 13.10.2022
D	REVISED STRUCTURAL ADVICE FROM FACADE ENGINEER	AR 13.01.2023

**QUALITY ASSURANCE** (FK IS A CERTIFIED COMPANY TO ISO 9001:2015)  
THIS PROJECT IS SUBJECT TO THE FK QUALITY ASSURANCE SYSTEM  
 ■ SCHEMATIC DESIGN REVIEW FOR THIS PROJECT IS COMPLETE. DATE OF REVIEW: 01.10.2020  
 ■ DESIGN DEVELOPMENT REVIEW FOR THIS PROJECT IS COMPLETE. DATE OF REVIEW: 01.10.2021  
 ■ TENDER DOCUMENTATION REVIEW FOR THIS PROJECT IS COMPLETE. DATE OF REVIEW: 11.11.2021  
 ■ CONSTRUCTION DOCUMENTATION REVIEW FOR THIS DRAWING IS COMPLETE. DATE OF REVIEW: 12.01.2022  
 IF THIS DRAWING IS STAMPED UNCONTROLLED COPY THEN IT IS TO BE CONSIDERED A DRAFT. SUBJECT TO REVISION WITHOUT NOTICE


**NOTES**  
THIS DRAWING IS COPYRIGHT AND SHALL REMAIN THE PROPERTY OF FENDER KATSALIDIS (AUST) PTY LTD  
CHECK AND VERIFY ALL DIMENSIONS ON SITE PRIOR TO COMMENCING WORK. DRAWING TO BE READ  
IN CONJUNCTION WITH ALL OTHER CONTRACT DOCUMENTS. DO NOT SCALE DRAWINGS. USE FIGURED  
DIMENSIONS ONLY. SEEK CLARIFICATION OF INCONSISTENCIES / CONFLICTS.

DRAWN	DATE	CHECKED	PLOT DATE	JOB NO.	SCALE
BB	13.01.2023	PM	13.01.2023	19125	1:20@A1

**PROJECT**  
MERITON SUITES CANBERRA  
40 ALLARA ST  
CANBERRA ACT 2061

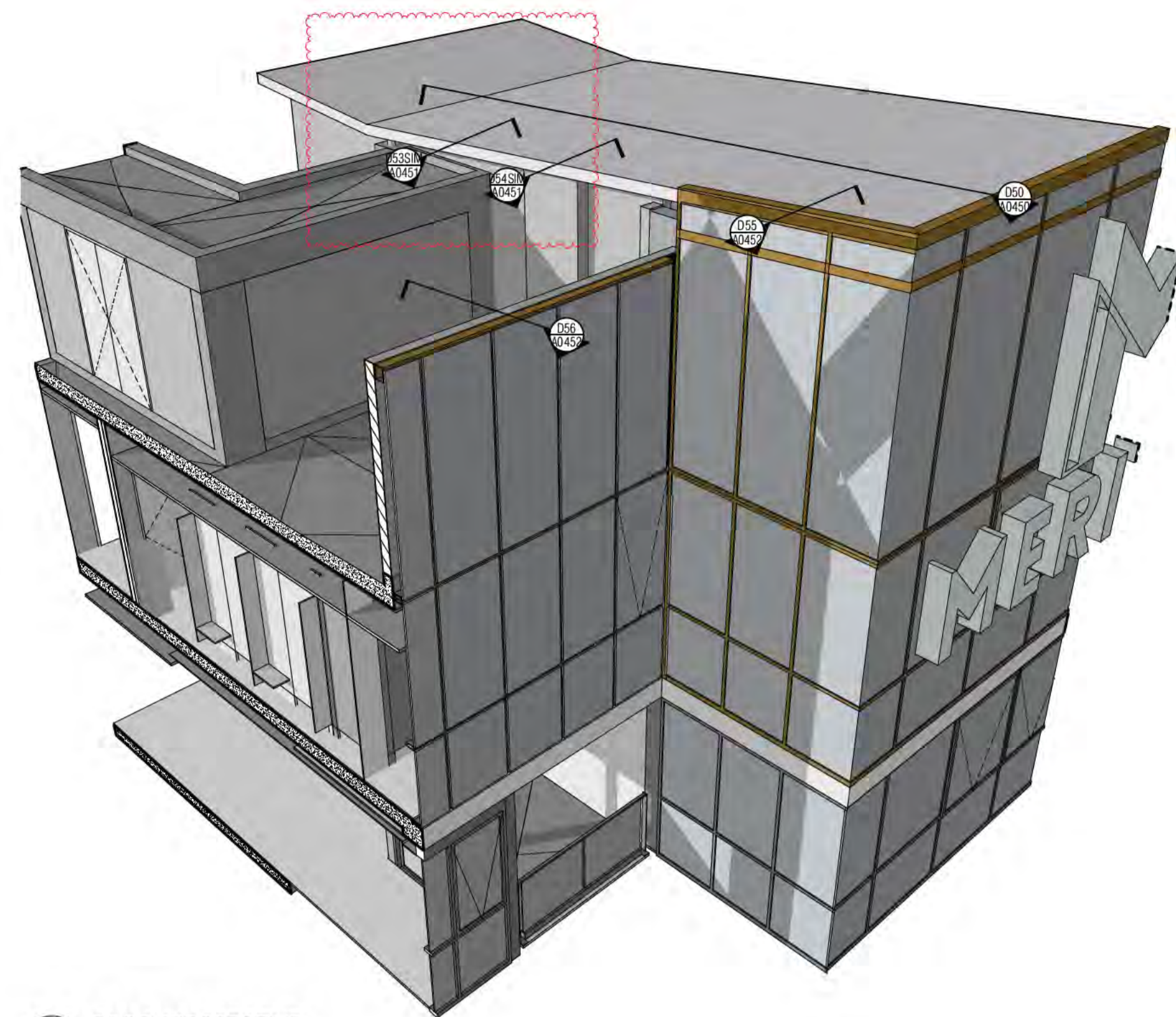
**DRAWING TITLE**  
ENCLOSURE DETAILS SHEET 02

**FENDER KATSALIDIS**  
WWW.FKAUSTRALIA.COM  
L21, 259 GEORGE STREET, SYDNEY  
NEW SOUTH WALES 2000 AUSTRALIA  
TELEPHONE: +61 2 8216 3500  
FENDER KATSALIDIS (AUST) PTY LTD ACN 092 943 032

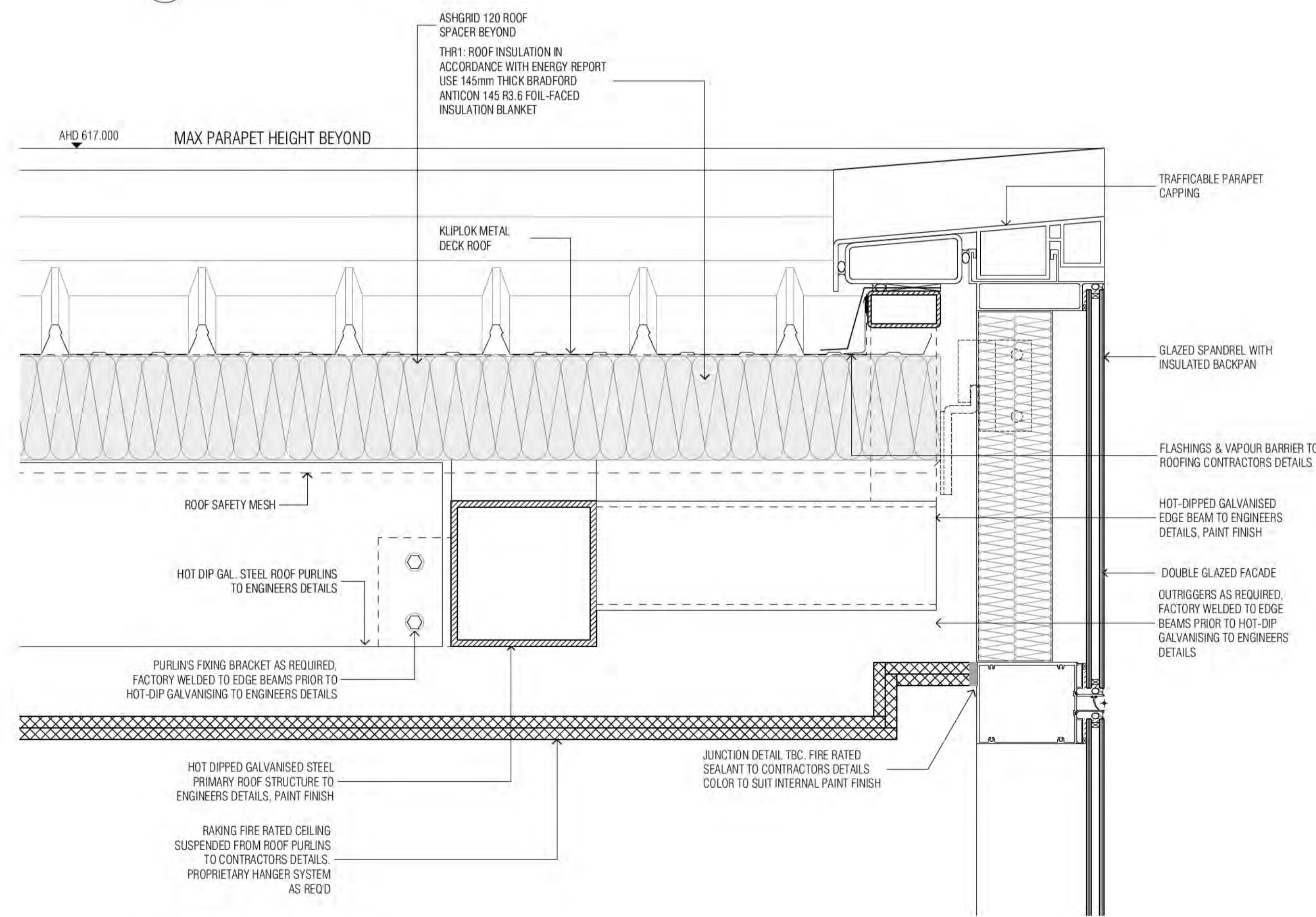


**ISSUE PURPOSE**  
FOR CONSTRUCTION

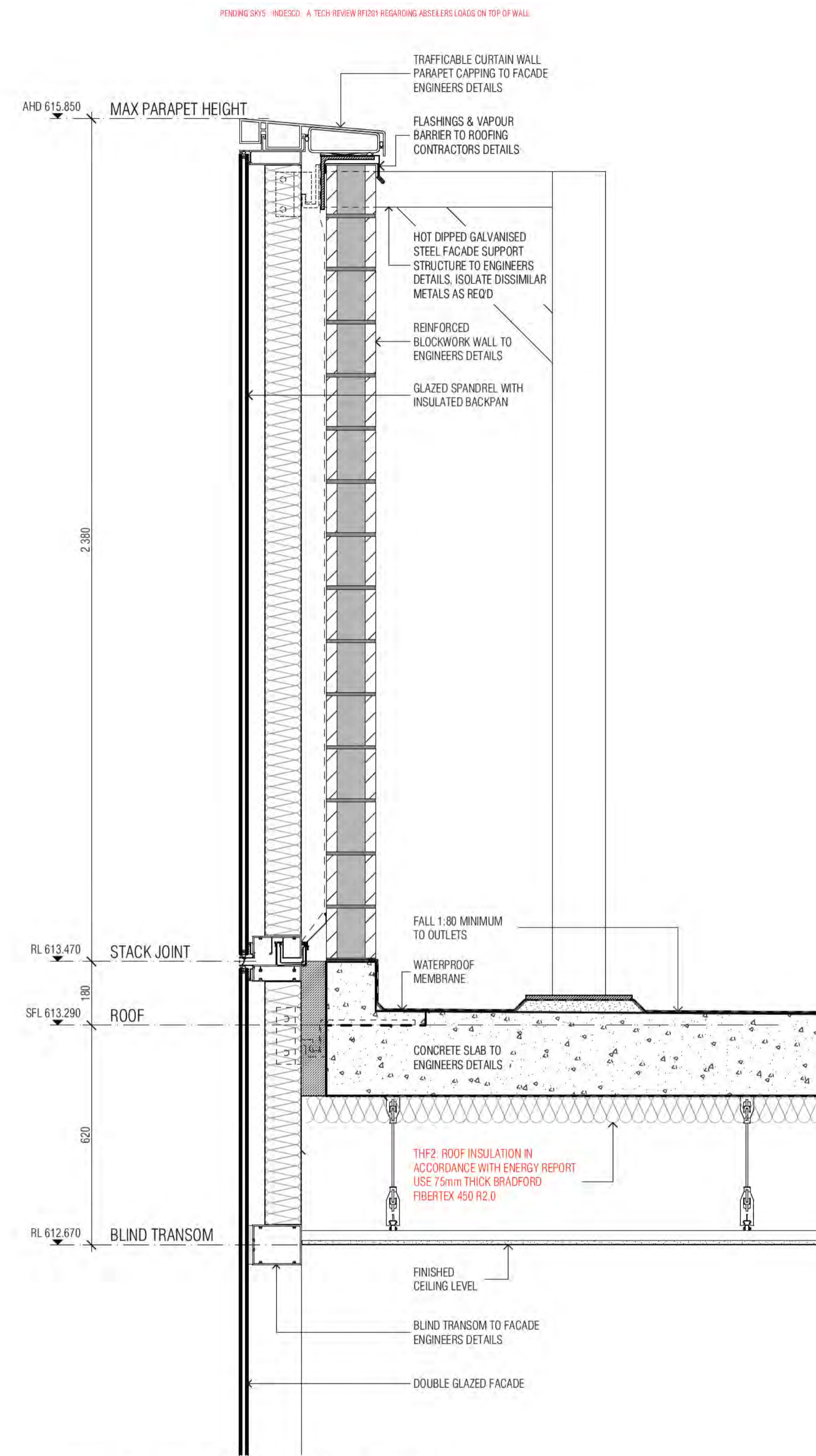
**REV.** D  
**DRAWING NO.** A0451



01 ROOF PERSPECTIVE



D55 GLAZED BARGE DETAIL  
SCALE 1:5@A1



D56 FULL HEIGHT GLAZED PARAPET WALL DETAIL  
SCALE 1:10@A1

BCA certifiers  
Date Issued: 14 August 2023  
BUILDING APPROVAL is amended under S.32 of the Building Act 2004. BCA Certifiers Australia Pty Ltd  
Sch 2.2(a)(ii)  
Approval is subject to the original conditions of approval dated 01 June 2022

BIMcloud: FRBIMCLOUD BIMcloud19125 40 Allara St Canberra/00 MODEL/00 CD/BIM MODEL/19125 General

REVISION	ISSUE	DATE
A	TENDER ISSUE	12.11.2021
B	ISSUE FOR CONSTRUCTION	14.01.2022
C	ISSUE FOR CC STRUCTURE & FITOUT L11 TO L17	08.07.2022
D	AMENDED SHS / PURLIN JUNCTIONS	13.10.2022
E	REVISED STRUCTURAL ADVICE FROM FACADE ENGINEER	13.01.2023
F	SECTION CROSS REFERENCE UPDATE	02.03.2023

REVISION

QUALITY ASSURANCE (FK IS A CERTIFIED COMPANY TO ISO 9001:2015)

THIS PROJECT IS SUBJECT TO THE FK QUALITY ASSURANCE SYSTEM

SCHEMATIC DESIGN REVIEW FOR THIS PROJECT IS COMPLETE.	DATE OF REVIEW: 01.10.2020
DESIGN DEVELOPMENT REVIEW FOR THIS PROJECT IS COMPLETE.	DATE OF REVIEW: 01.10.2021
TENDER DOCUMENTATION REVIEW FOR THIS PROJECT IS COMPLETE.	DATE OF REVIEW: 11.11.2021
CONSTRUCTION DOCUMENTATION REVIEW FOR THIS DRAWING IS COMPLETE.	DATE OF REVIEW: 12.01.2022

IF THIS DRAWING IS STAMPED UNCONTROLLED COPY THEN IT IS TO BE CONSIDERED A DRAFT. SUBJECT TO REVISION WITHOUT NOTICE

NOTES

THIS DRAWING IS COPYRIGHT AND SHALL REMAIN THE PROPERTY OF FENDER KATSALIDIS (AUST) PTY LTD. CHECK AND VERIFY ALL DIMENSIONS ON SITE PRIOR TO COMMENCING WORK. DRAWING TO BE READ IN CONJUNCTION WITH ALL OTHER CONTRACT DOCUMENTS. DO NOT SCALE DRAWINGS. USE FIGURED DIMENSIONS ONLY. SEEK CLARIFICATION OF INCONSISTENCIES / CONFLICTS.

DRAWN	DATE	CHECKED	PLOT DATE	JOB NO.	SCALE
GL	02.03.2023	PM	02.03.2023	19125	1:100@A1

PROJECT

MERITON SUITES CANBERRA  
40 ALLARA ST  
CANBERRA ACT 2061

DRAWING TITLE  
ENCLOSURE DETAILS SHEET 03

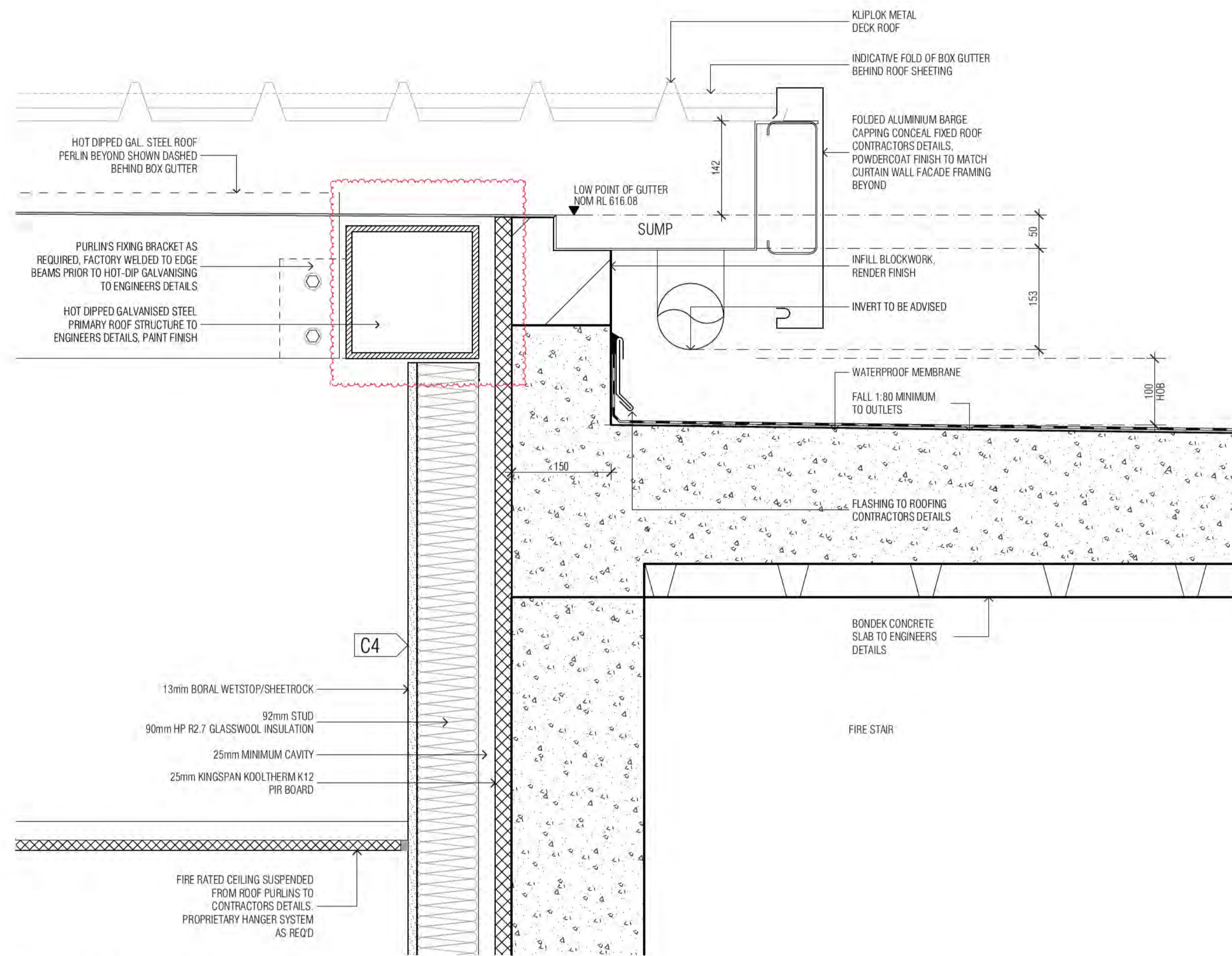
FENDER KATSALIDIS

WWW.FKAUSTRALIA.COM  
L21, 259 GEORGE STREET, SYDNEY  
NEW SOUTH WALES 2000 AUSTRALIA  
TELEPHONE: +61 2 8216 3500  
FENDER KATSALIDIS (AUST) PTY LTD ACN 092 943 032

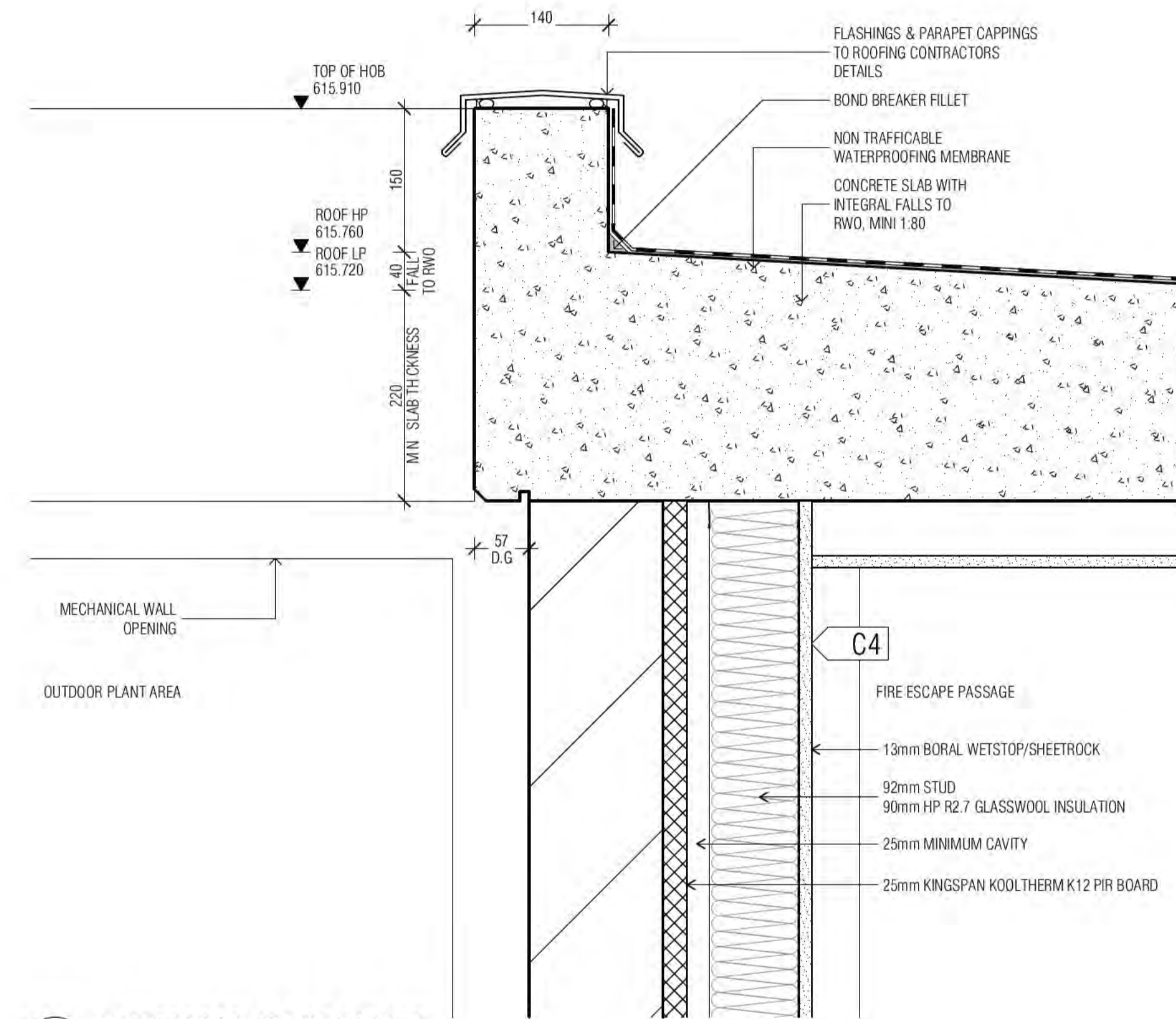
ISSUE PURPOSE  
FOR CONSTRUCTION



REV. DRAWING NO.  
E A0452



D60 SUMP DETAIL  
SCALE 1:5@A1



D61 WATERPROOFING FIRE ESCAPE  
SCALE 1:5@A1

BCA certifiers  
Date Issued:  
14 August 2023  
BUILDING APPROVAL  
is amended under  
S.32 of the  
Building Act 2004.  
BCA Certifiers  
Australia Pty Ltd  
Approval is subject to the  
original conditions of  
approval dated  
01 June 2022

Sch 2.2(a)(ii)

REVISION	REVISION
DESIGN DEVELOPMENT	PM 12.11.2021
A ISSUE FOR CONSTRUCTION	AR 31.03.2022
B FOR WATERPROOFING COORDINATION	AR 08.04.2022
C ISSUE FOR CC STRUCTURE & FITOUT L11 TO L17	AR 08.07.2022
D AMENDED SHS / PURLIN JOINTS	AR 13.10.2022
E REVISED STRUCTURAL ADVICE FROM FACADE ENGINEER	AR 13.01.2023

QUALITY ASSURANCE (FK IS A CERTIFIED COMPANY TO ISO 9001:2015)

THIS PROJECT IS SUBJECT TO THE FK QUALITY ASSURANCE SYSTEM

■ SCHEMATIC DESIGN REVIEW FOR THIS PROJECT IS COMPLETE.	DATE OF REVIEW: 01.10.2020
■ DESIGN DEVELOPMENT REVIEW FOR THIS PROJECT IS COMPLETE.	DATE OF REVIEW: 01.10.2021
■ TENDER DOCUMENTATION REVIEW FOR THIS PROJECT IS COMPLETE.	DATE OF REVIEW: 11.11.2021
■ CONSTRUCTION DOCUMENTATION REVIEW FOR THIS DRAWING IS COMPLETE.	DATE OF REVIEW: 12.01.2022

IF THIS DRAWING IS STAMPED UNCONTROLLED COPY THEN IT IS TO BE CONSIDERED A DRAFT. SUBJECT TO REVISION WITHOUT NOTICE

NOTES  
THIS DRAWING IS COPYRIGHT AND SHALL REMAIN THE PROPERTY OF FENDER KATSALIDIS (AUST) PTY LTD  
CHECK AND VERIFY ALL DIMENSIONS ON SITE PRIOR TO COMMENCING WORK. DRAWING TO BE READ  
IN CONJUNCTION WITH ALL OTHER CONTRACT DOCUMENTS. DO NOT SCALE DRAWINGS. USE FIGURED  
DIMENSIONS ONLY. SEEK CLARIFICATION OF INCONSISTENCIES / CONFLICTS.


DRAWN	DATE	CHECKED	PLOT DATE	JOB NO.	SCALE
AR	13.01.2023	PM	13.01.2023	19125	1:20@A1

PROJECT  
MERITON SUITES CANBERRA  
40 ALLARA ST  
CANBERRA ACT 2061

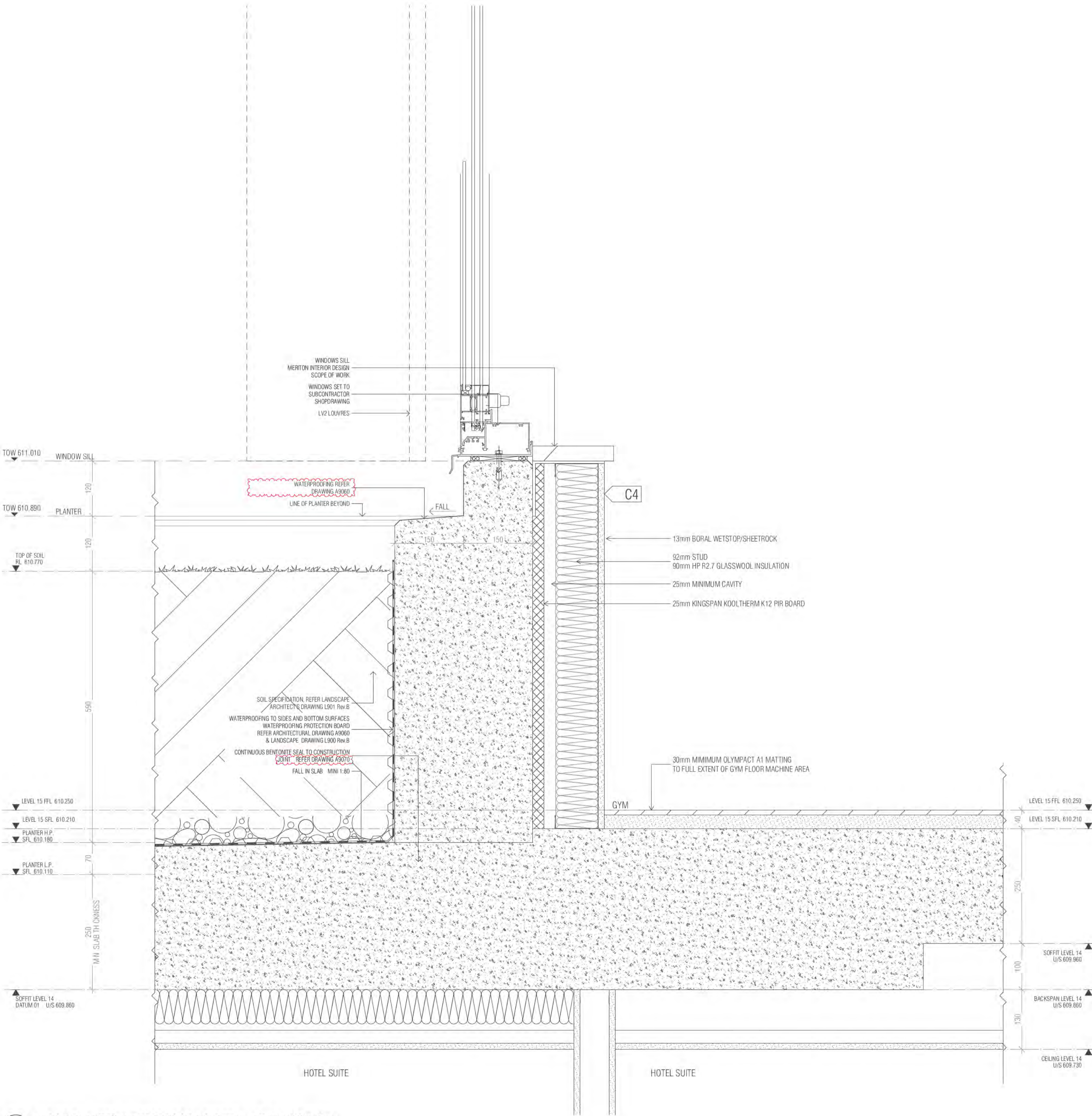
DRAWING TITLE  
ENCLOSURE DETAILS SHEET 04

FENDER KATSALIDIS  
WWW.FKAUSTRALIA.COM  
L21, 259 GEORGE STREET, SYDNEY  
NEW SOUTH WALES 2000 AUSTRALIA  
TELEPHONE: +61 2 8216 3500  
FENDER KATSALIDIS (AUST) PTY LTD ACN 092 943 032

ISSUE PURPOSE  
FOR CONSTRUCTION



REV. DRAWING NO.  
E A0453



**BCA certifiers**  
 Date Issued:  
 14 August 2023  
 BUILDING APPROVAL  
 is amended under  
 S.32 of the  
 Building Act 2004.  
 BCA Certifiers  
 Australia Pty Ltd  
 Approval is subject to the  
 original conditions of  
 approval dated  
 01 June 2022

Sch 2.2(a)(ii)

D63 LARGE PLANTER WATERPROOFING DETAIL AT WINDOW SILL  
 SCALE 1:5@A1

BIMcloud: FRBIMCLOUD BIMcloud19125 40 Allara St Canberra/00 MODEL/00 CD/BIM MODEL/19125 General

REVISION		REVISION	
A	FOR WATERPROOFING COORDINATION	AR	08.04.2022
B	WATERPROOFING COORDINATION	AR	14.04.2022
C	COORDINATION WITH MERTON LANDSCAPE ARCH.	AR	16.05.2022
D	REVISED FLASHING DETAIL	AR	23.05.2022
E	WATERPROOFING NOTES MOVED TO A900 SERIES DRAWINGS	AR	06.07.2022
F	ISSUE FOR CC STRUCTURE & FITOUT L11 TO L17	AR	08.07.2022

**QUALITY ASSURANCE** (FK IS A CERTIFIED COMPANY TO ISO 9001:2015)  
 THIS PROJECT IS SUBJECT TO THE FK QUALITY ASSURANCE SYSTEM

- SCHEMATIC DESIGN REVIEW FOR THIS PROJECT IS COMPLETE. DATE OF REVIEW: 01.10.2020
- DESIGN DEVELOPMENT REVIEW FOR THIS PROJECT IS COMPLETE. DATE OF REVIEW: 01.10.2021
- TENDER DOCUMENTATION REVIEW FOR THIS PROJECT IS COMPLETE. DATE OF REVIEW: 11.11.2021
- CONSTRUCTION DOCUMENTATION REVIEW FOR THIS DRAWING IS COMPLETE. DATE OF REVIEW: 12.01.2022

IF THIS DRAWING IS STAMPED UNCONTROLLED COPY THEN IT IS TO BE CONSIDERED A DRAFT. SUBJECT TO REVISION WITHOUT NOTICE

**NOTES**  
 THIS DRAWING IS COPYRIGHT AND SHALL REMAIN THE PROPERTY OF FENDER KATSALIDIS (AUST) PTY LTD  
 CHECK AND VERIFY ALL DIMENSIONS ON SITE PRIOR TO COMMENCING WORK. DRAWING TO BE READ  
 IN CONJUNCTION WITH ALL OTHER CONTRACT DOCUMENTS. DO NOT SCALE DRAWINGS. USE FIGURED  
 DIMENSIONS ONLY. SEEK CLARIFICATION OF INCONSISTENCIES / CONFLICTS.

DRAWN	DATE	CHECKED	PLOT DATE	JOB NO.	SCALE
AR	08.07.2022	PM	08.07.2022	19125	1:20@A1

**PROJECT**  
 MERITON SUITES CANBERRA  
 40 ALLARA ST  
 CANBERRA ACT 2061

**DRAWING TITLE**  
 ENCLOSURE DETAILS SHEET 05

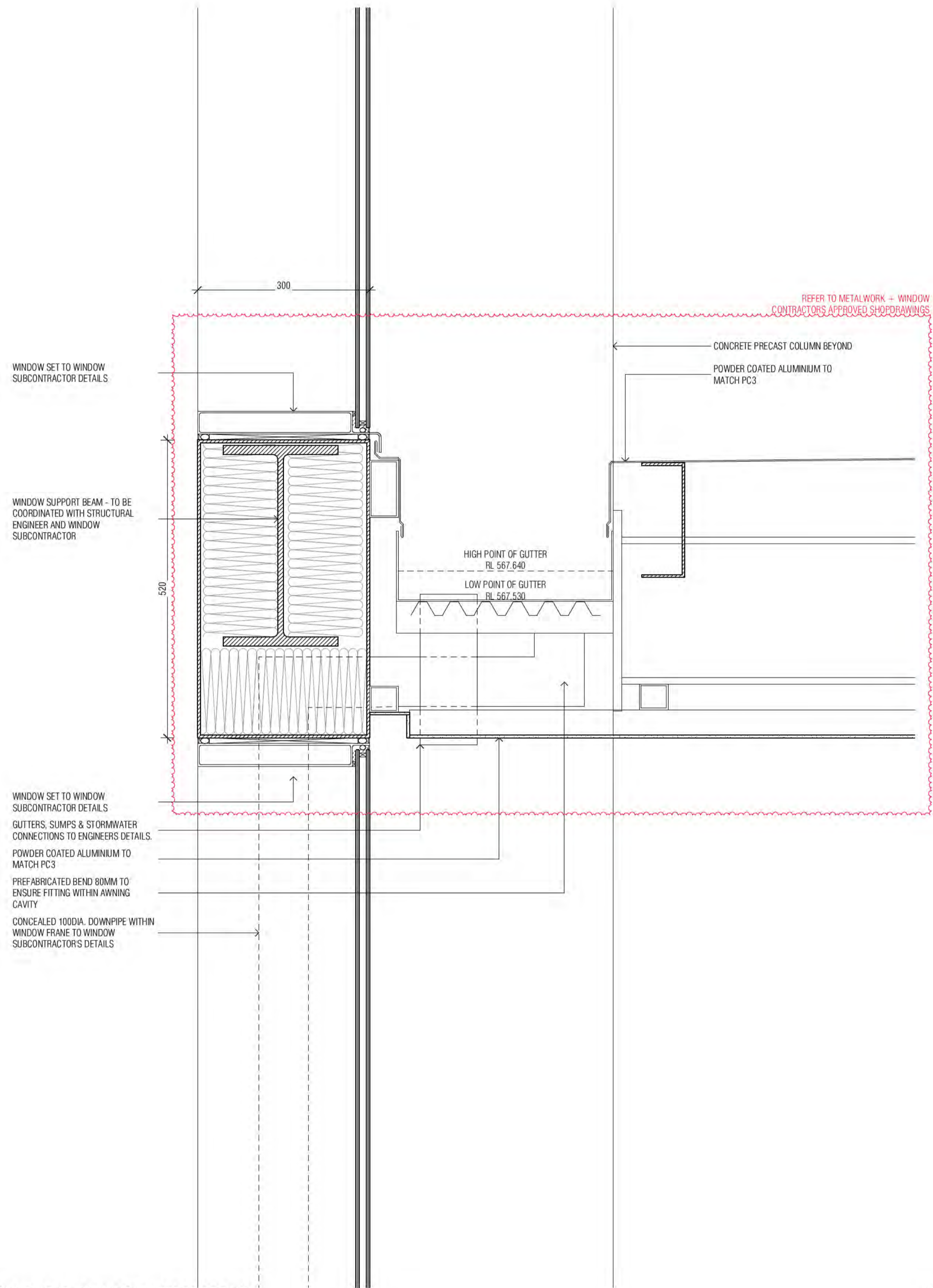
**FENDER KATSALIDIS**  
 WWW.FKAUSTRALIA.COM  
 L21, 259 GEORGE STREET, SYDNEY  
 NEW SOUTH WALES 2000 AUSTRALIA  
 TELEPHONE: +61 2 8216 3500  
 FENDER KATSALIDIS (AUST) PTY LTD ACN 092 943 032



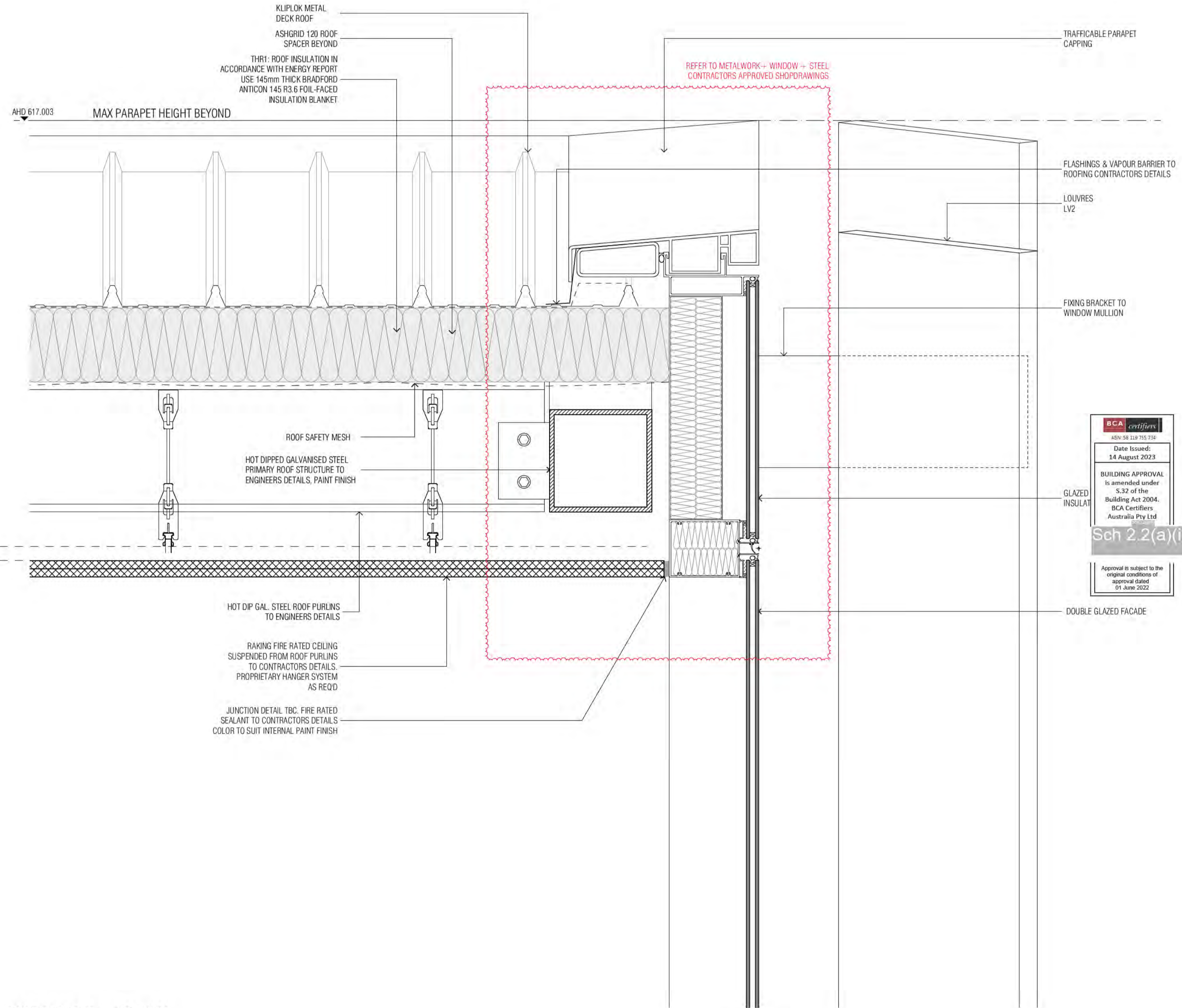
**ISSUE PURPOSE**  
 FOR CC STRUCTURE & FITOUT - L11 TO L17

**REV.**  
 A0454

**DRAWING NO.**  
 A0454



**D64** GROUND LEVEL AWNING WATERPROOFING  
SCALE 1:5@A1



**D65** ROOF PARAPET + LOUVRES  
SCALE 1:5@A1

**BCA certifiers**  
Date Issued: 14 August 2023  
BUILDING APPROVAL is amended under S.32 of the Building Act 2004. BCA Certifiers Australia Pty Ltd  
**Sch 2.2(a)(ii)**  
Approval is subject to the original conditions of approval dated 01 June 2022

REVISION		REVISION	
A	FOR WATERPROOFING COORDINATION	AR	08.04.2022
B	WATERPROOFING COORDINATION	AR	14.04.2022
C	REVISED STRUCTURAL ADVICE FROM FACADE ENGINEER	AR	13.01.2023
D	REVISED STEEL MEMBER SIZES	PM	19.01.2023

**QUALITY ASSURANCE** (FK IS A CERTIFIED COMPANY TO ISO 9001:2015)  
THIS PROJECT IS SUBJECT TO THE FK QUALITY ASSURANCE SYSTEM

- SCHEMATIC DESIGN REVIEW FOR THIS PROJECT IS COMPLETE. DATE OF REVIEW: 01.10.2020
- DESIGN DEVELOPMENT REVIEW FOR THIS PROJECT IS COMPLETE. DATE OF REVIEW: 01.10.2021
- TENDER DOCUMENTATION REVIEW FOR THIS PROJECT IS COMPLETE. DATE OF REVIEW: 11.11.2021
- CONSTRUCTION DOCUMENTATION REVIEW FOR THIS DRAWING IS COMPLETE. DATE OF REVIEW: 12.01.2022

IF THIS DRAWING IS STAMPED UNCONTROLLED COPY THEN IT IS TO BE CONSIDERED A DRAFT. SUBJECT TO REVISION WITHOUT NOTICE

**NOTES**  
THIS DRAWING IS COPYRIGHT AND SHALL REMAIN THE PROPERTY OF FENDER KATSLIDIS (AUST) PTY LTD  
CHECK AND VERIFY ALL DIMENSIONS ON SITE PRIOR TO COMMENCING WORK. DRAWING TO BE READ IN CONJUNCTION WITH ALL OTHER CONTRACT DOCUMENTS. DO NOT SCALE DRAWINGS. USE FIGURED DIMENSIONS ONLY. SEEK CLARIFICATION OF INCONSISTENCIES / CONFLICTS.


DRAWN	DATE	CHECKED	PLOT DATE	JOB NO.	SCALE
AR	19.01.2023	PM	19.01.2023	19125	1:20@A1

**PROJECT**  
MERITON SUITES CANBERRA  
40 ALLARA ST  
CANBERRA ACT 2061

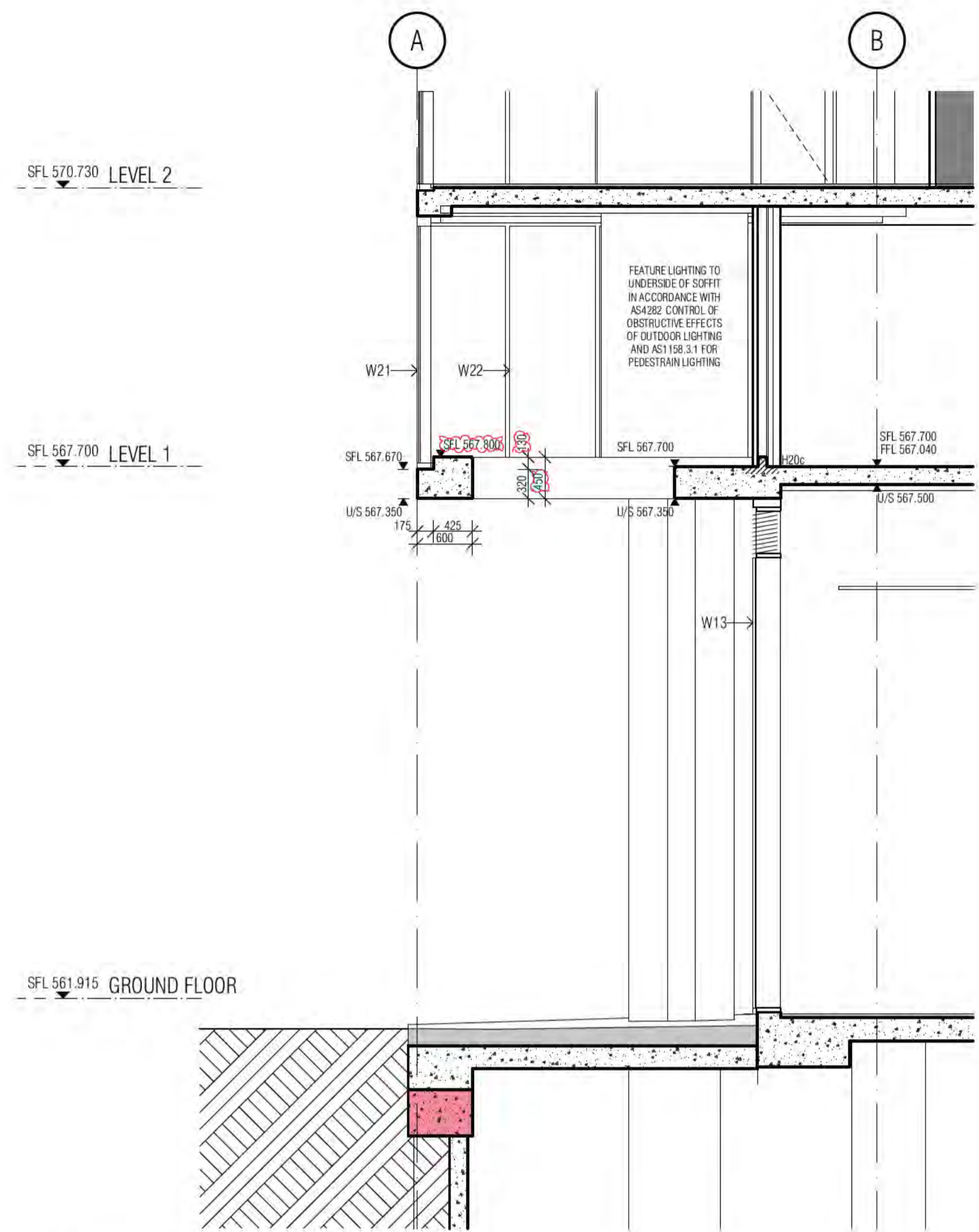
**DRAWING TITLE**  
ENCLOSURE DETAILS SHEET 06

**FENDER KATSLIDIS**  
WWW.FKAUSTRALIA.COM  
L21, 259 GEORGE STREET, SYDNEY  
NEW SOUTH WALES 2000 AUSTRALIA  
TELEPHONE: +61 2 8216 3500  
FENDER KATSLIDIS (AUST) PTY LTD ACN 092 943 032

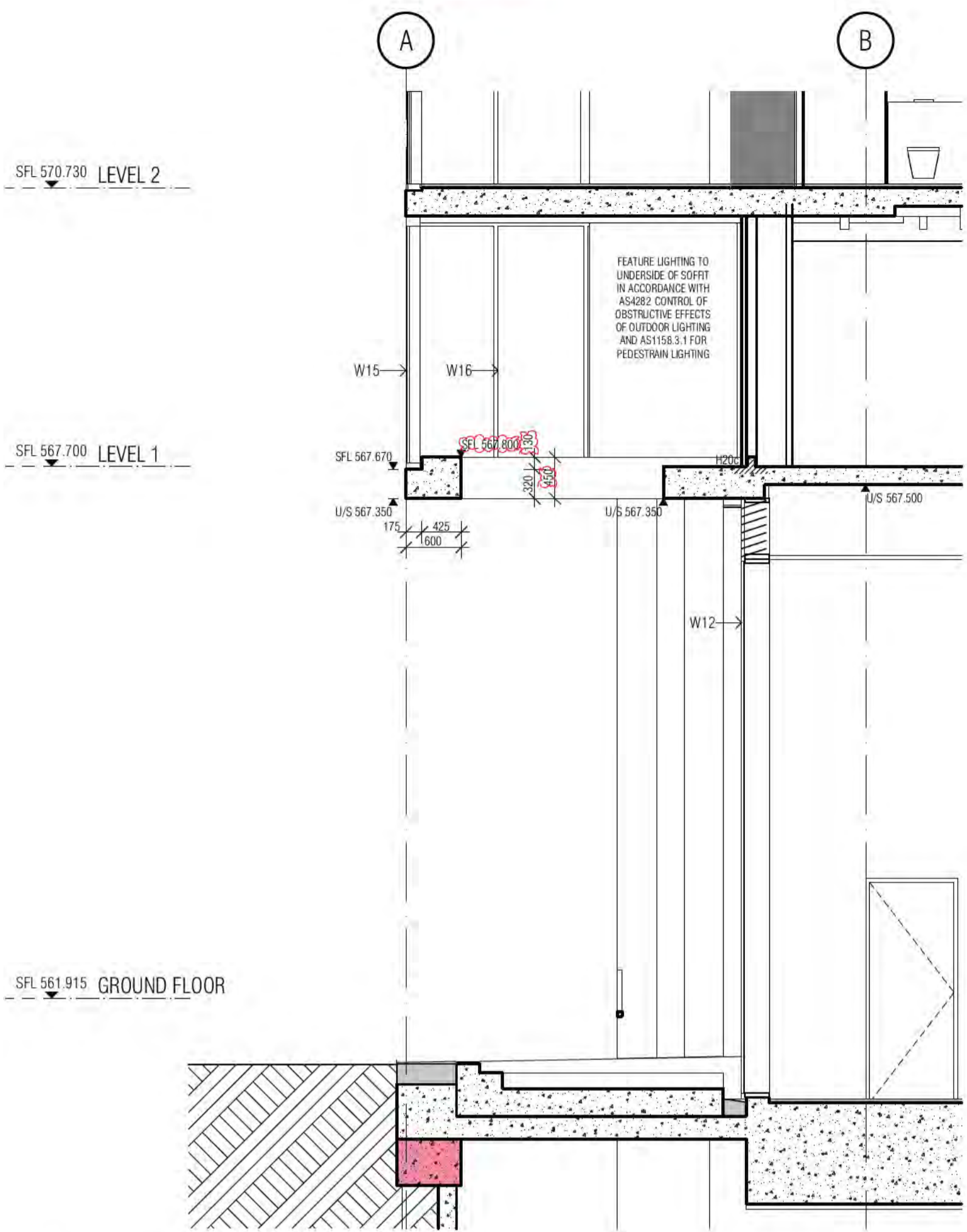
**ISSUE PURPOSE**  
FOR CONSTRUCTION



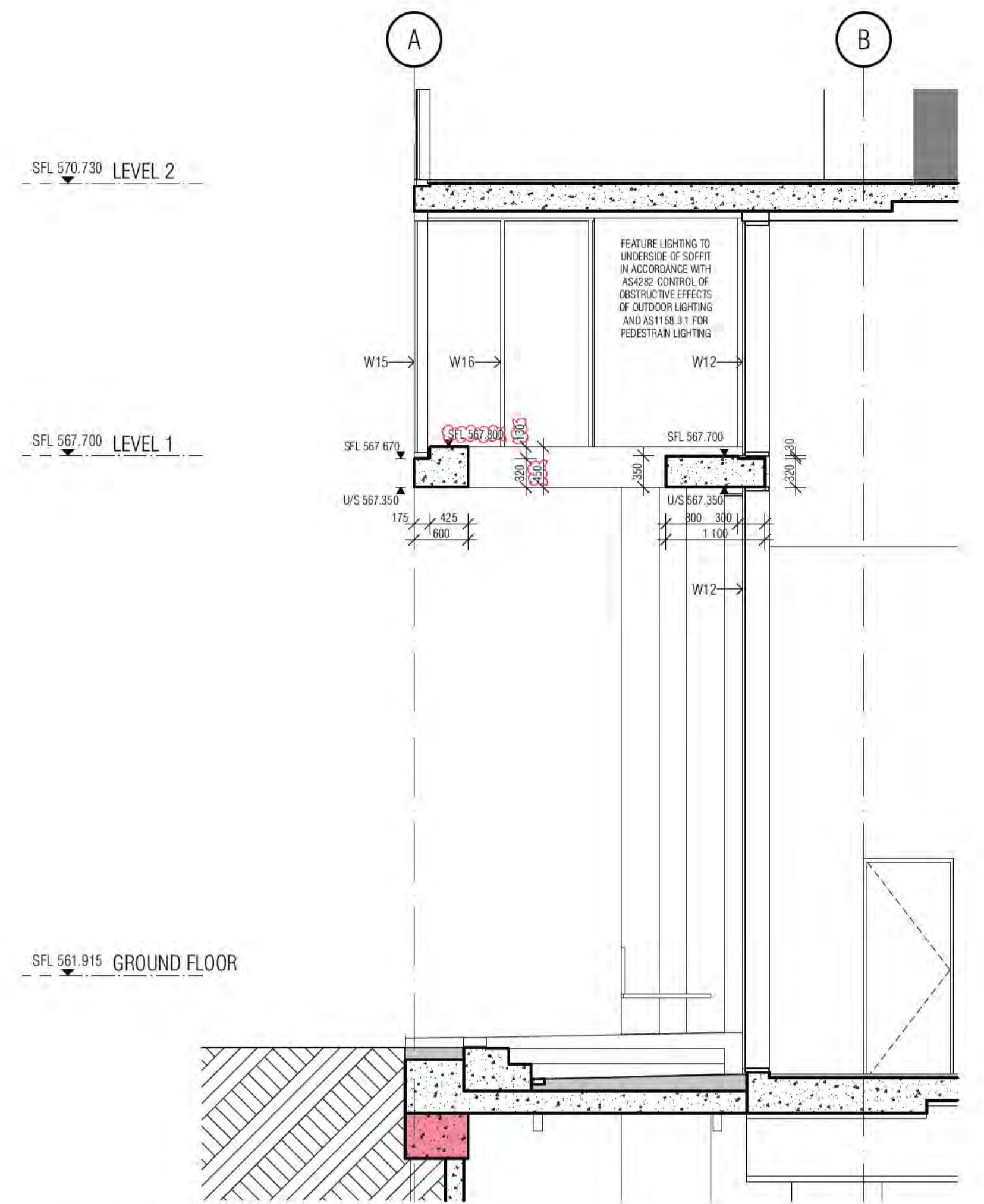
**REV.** D  
**DRAWING NO.** A0455



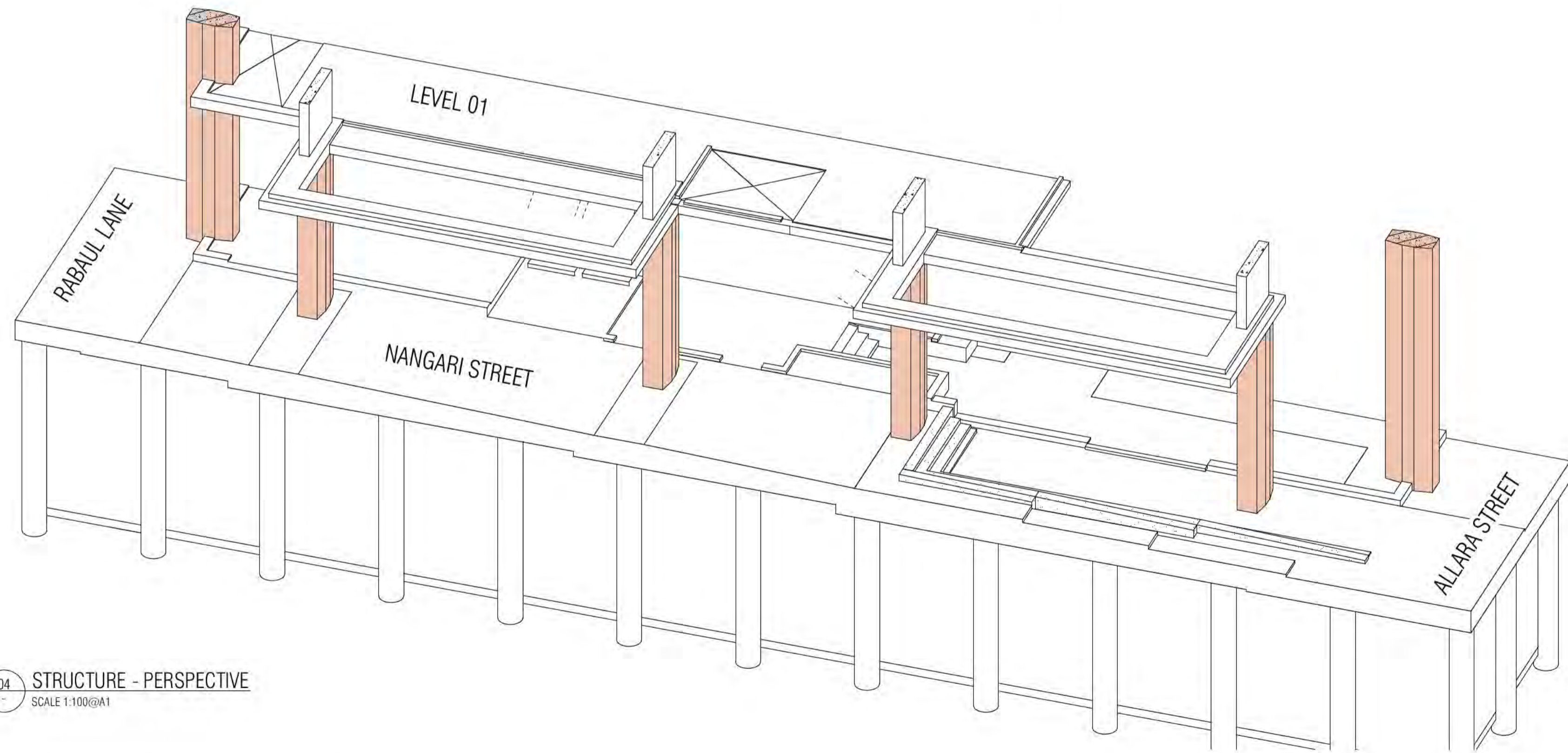
01 LANTERN PERIMETER SHAPED BEAM  
SCALE 1:50@A1



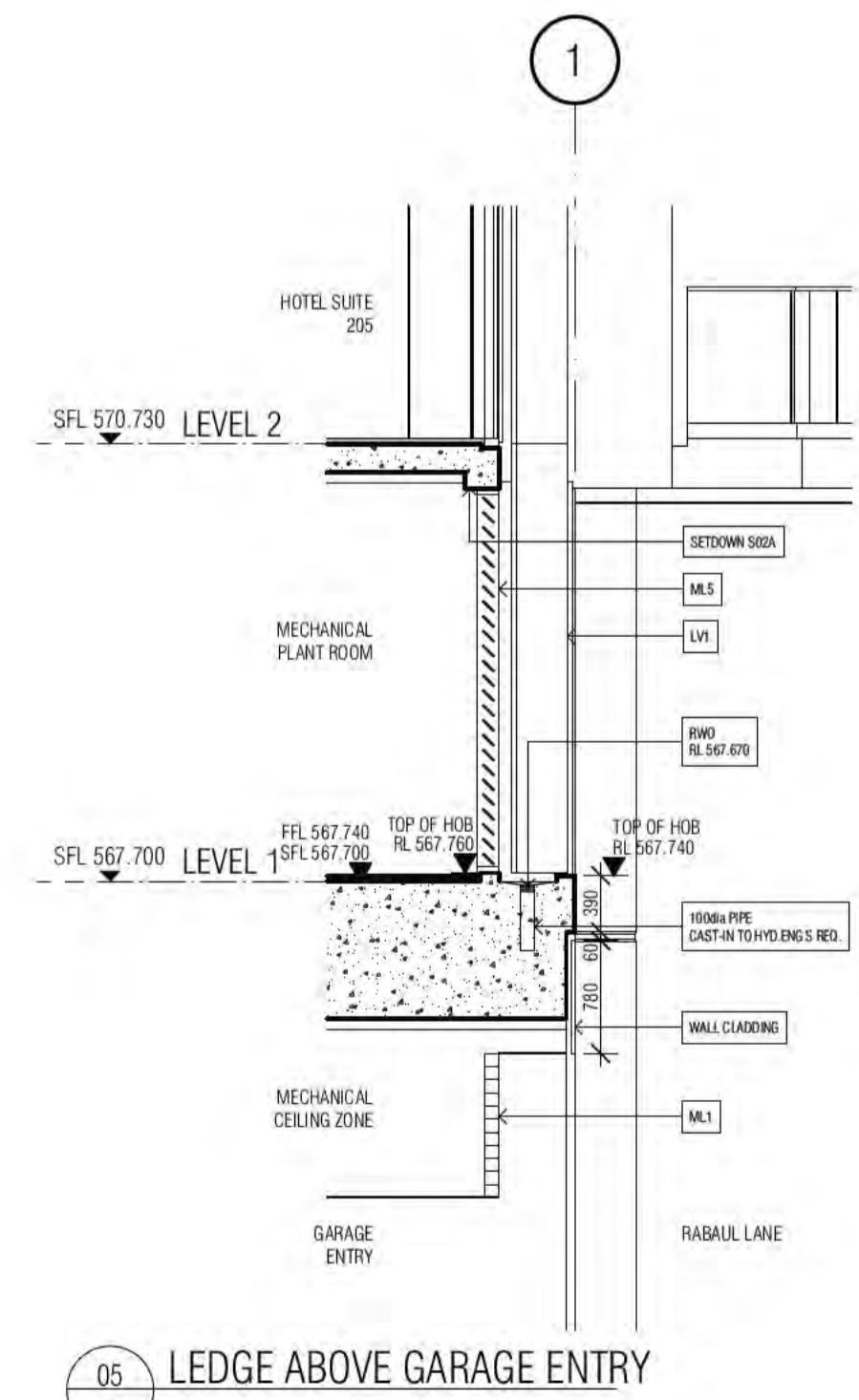
02 LANTERN PERIMETER SHAPED BEAM  
SCALE 1:50@A1



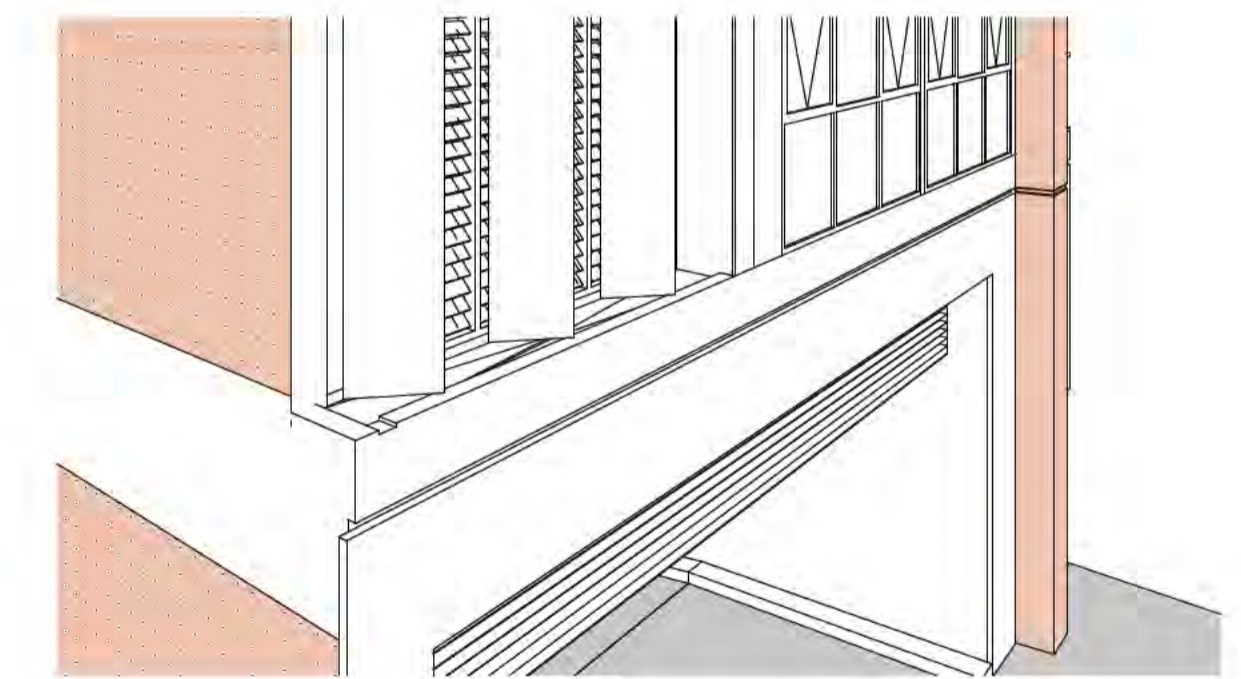
03 LANTERN PERIMETER SHAPED BEAM  
SCALE 1:50@A1



04 STRUCTURE - PERSPECTIVE  
SCALE 1:100@A1



05 LEDGE ABOVE GARAGE ENTRY



06 LEDGE ABOVE GARAGE ENTRY

BCA certifiers  
Date Issued:  
14 August 2023  
BUILDING APPROVAL  
is amended under  
S.32 of the  
Building Act 2004.  
BCA Certifiers  
Australia Pty Ltd  
Approval is subject to the  
original conditions of  
approval dated  
01 June 2022

Sch 2.2(a)(ii)

BIMcloud: FKSYBIMCLOUD23 BIMcloud Basic for ARCHICAD 23/19125 40 Allara St Canberra/19125 General

REVISION		REVISION	
A	ISSUE FOR CONSTRUCTION	AR	25.01.2022
> B	AMENDED SFL LANTERN BEAMS	AR	28.02.2022


**QUALITY ASSURANCE** (FK IS A CERTIFIED COMPANY TO ISO 9001:2015)  
THIS PROJECT IS SUBJECT TO THE FK QUALITY ASSURANCE SYSTEM  
■ SCHEMATIC DESIGN REVIEW FOR THIS PROJECT IS COMPLETE. DATE OF REVIEW: 01.10.2020  
■ DESIGN DEVELOPMENT REVIEW FOR THIS PROJECT IS COMPLETE. DATE OF REVIEW: 01.10.2021  
■ TENDER DOCUMENTATION REVIEW FOR THIS PROJECT IS COMPLETE. DATE OF REVIEW: 11.11.2021  
■ CONSTRUCTION DOCUMENTATION REVIEW FOR THIS DRAWING IS COMPLETE. DATE OF REVIEW: 01.10.21  
IF THIS DRAWING IS STAMPED UNCONTROLLED COPY THEN IT IS TO BE CONSIDERED A DRAFT. SUBJECT TO REVISION WITHOUT NOTICE

**NOTES**  
THIS DRAWING IS COPYRIGHT AND SHALL REMAIN THE PROPERTY OF FENDER KATSALEDIS (AUST) PTY LTD  
CHECK AND VERIFY ALL DIMENSIONS ON SITE PRIOR TO COMMENCING WORK. DRAWING TO BE READ  
IN CONJUNCTION WITH ALL OTHER CONTRACT DOCUMENTS. DO NOT SCALE DRAWINGS. USE FIGURED  
DIMENSIONS ONLY. SEEK CLARIFICATION OF INCONSISTENCIES / CONFLICTS.

DRAWN	DATE	CHECKED	PLOT DATE	JOB NO.	SCALE
AR	28.02.2022	PM	28.02.2022	19125	1:20@A1

**PROJECT**  
MERITON SUITES CANBERRA  
40 ALLARA ST  
CANBERRA ACT 2061

**FENDER KATSALEDIS**  
WWW.FKAUSTRALIA.COM  
L21, 259 GEORGE STREET, SYDNEY  
NEW SOUTH WALES 2000 AUSTRALIA  
TELEPHONE: +61 2 8216 3500  
FENDER KATSALEDIS (AUST) PTY LTD ACN 092 943 032



ISSUE PURPOSE	REV.	DRAWING NO.
FOR CONSTRUCTION	B	A0461



**MERITON SUITES CANBERRA**  
**40 ALLARA ST**  
**CANBERRA 2061**

PROJECT NO: 19125

**CONSTRUCTION ISSUE**

DRAWING INDEX			
<b>A7001</b>	D	ACCESSIBLE LAYOUTS SHEET 01	FOR CONSTRUCTION
<b>A7002</b>	E	ACCESSIBLE LAYOUTS SHEET 02	FOR CONSTRUCTION
<b>A7050</b>	B	SUBSTATION PLANS AND ELEVATIONS SHEET 01	FOR CONSTRUCTION
<b>A7051</b>	B	SUBSTATION PLANS AND ELEVATIONS SHEET 02	FOR CONSTRUCTION
<b>A7060</b>	E	SWIMMING POOL DETAILS SHEET 01	FOR CONSTRUCTION
<b>A7061</b>	F	SWIMMING POOL DETAILS SHEET 02	FOR CONSTRUCTION
<b>A7070</b>	D	GAS METER ROOM DETAILS SHEET 01	FOR CONSTRUCTION



BIMcloud: Itaprobim01 BIMcloud/19125 40 Allara St, Canberra/00 BIM MODELS/00 CD/CENTRAL MODELS/19125 General

REVISION		REVISION	
TENDER ISSUE	AR	05.03.2021	
A ISSUE FOR CONSTRUCTION	PM	25.01.2022	
B ISSUE FOR CONSTRUCTION	PM	31.01.2022	
C CONSTRUCTION UPDATE	PM	07.02.2022	
D DDA BCA COMMENTS ADDRESSED	PM	16.03.2022	
E DDA DOOR CLEARANCE	PM	10.05.2022	
F GENERAL UPDATE	PM	19.04.2023	

**QUALITY ASSURANCE** (FK IS A CERTIFIED COMPANY TO ISO 9001 2015)

THIS PROJECT IS SUBJECT TO THE FK QUALITY ASSURANCE SYSTEM

■ SCHEMATIC DESIGN REVIEW FOR THIS PROJECT IS COMPLETE.	DATE OF REVIEW: 01.10.2020
■ DESIGN DEVELOPMENT REVIEW FOR THIS PROJECT IS COMPLETE.	DATE OF REVIEW: 01.10.2021
■ TENDER DOCUMENTATION REVIEW FOR THIS PROJECT IS COMPLETE.	DATE OF REVIEW: 11.11.2021
■ CONSTRUCTION DOCUMENTATION REVIEW FOR THIS DRAWING IS COMPLETE.	DATE OF REVIEW: 12.01.2022

IF THIS DRAWING IS STAMPED UNCONTROLLED COPY THEN IT IS TO BE CONSIDERED A DRAFT. SUBJECT TO REVISION WITHOUT NOTICE

**NOTES**

THIS DRAWING IS COPYRIGHT AND SHALL REMAIN THE PROPERTY OF FENDER KATSALIDIS (AUST) PTY LTD  
 CHECK AND VERIFY ALL DIMENSIONS ON SITE PRIOR TO COMMENCING WORK. DRAWING TO BE READ  
 IN CONJUNCTION WITH ALL OTHER CONTRACT DOCUMENTS. DO NOT SCALE DRAWINGS. USE FIGURED  
 DIMENSIONS ONLY. SEEK CLARIFICATION OF INCONSISTENCIES / CONFLICTS.

DRAWN	DATE	CHECKED	PLOT DATE	JOB NO.	SCALE
AR	19.04.2023	PM	19.04.2023	19125	N.T.S.@A1

**PROJECT**

MERITON SUITES CANBERRA  
 40 ALLARA ST  
 CANBERRA ACT 2061

**DRAWING TITLE**

COVER SHEET DETAILS PACKAGE

**FENDER KATSALIDIS**  
 WWW.FKAUSTRALIA.COM  
 L21, 259 GEORGE STREET, SYDNEY  
 NEW SOUTH WALES 2000 AUSTRALIA  
 TELEPHONE: +61 2 8216 3500  
 FENDER KATSALIDIS (AUST) PTY LTD ACN 092 943 032

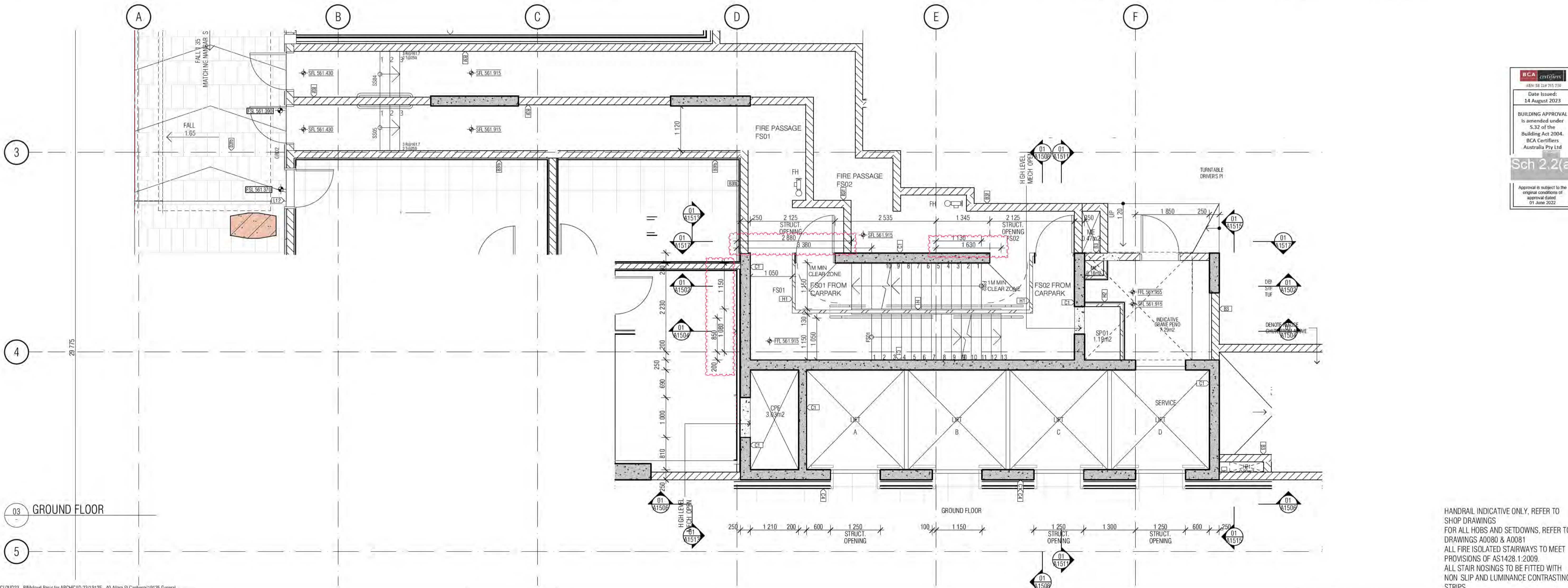
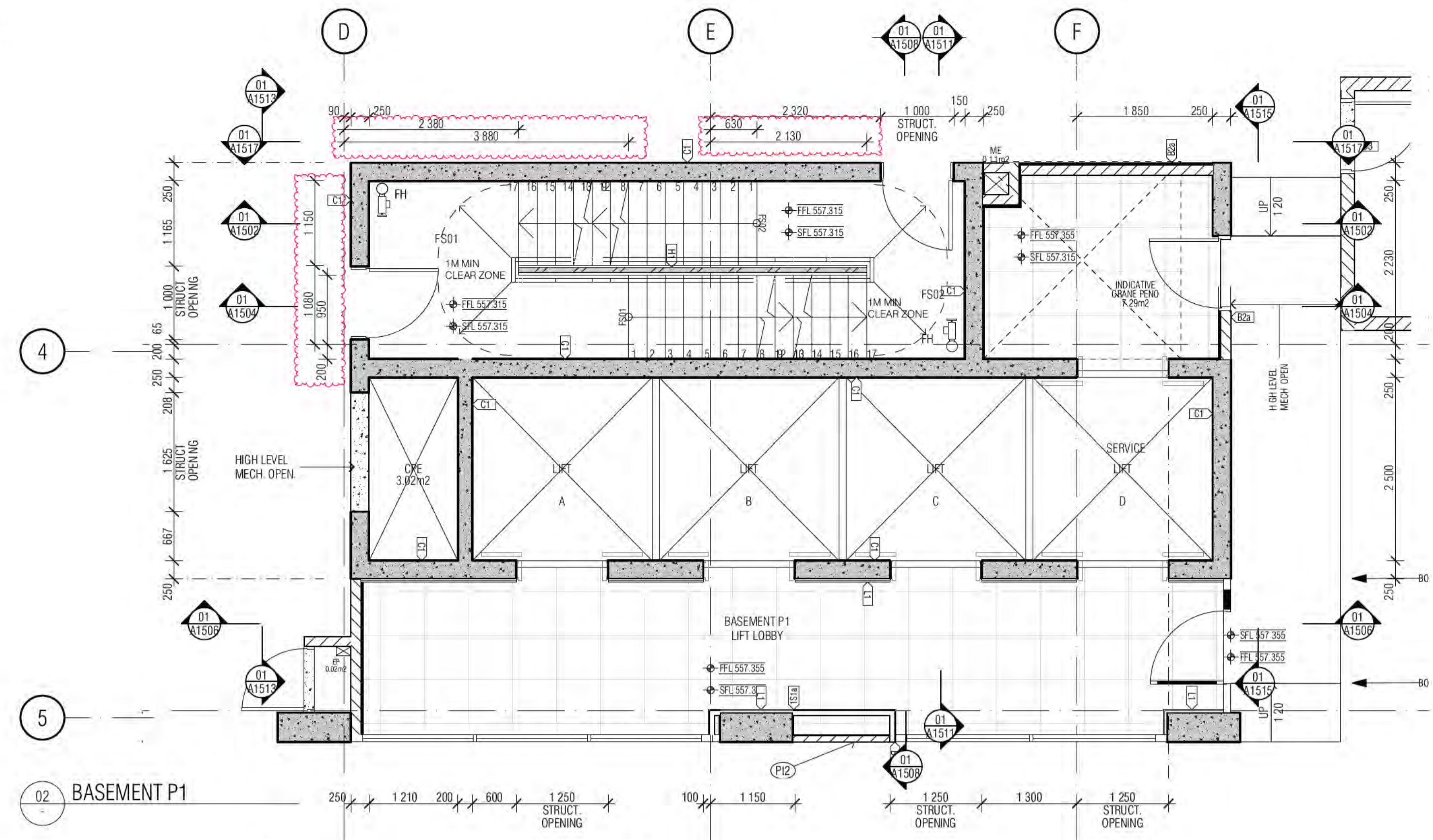
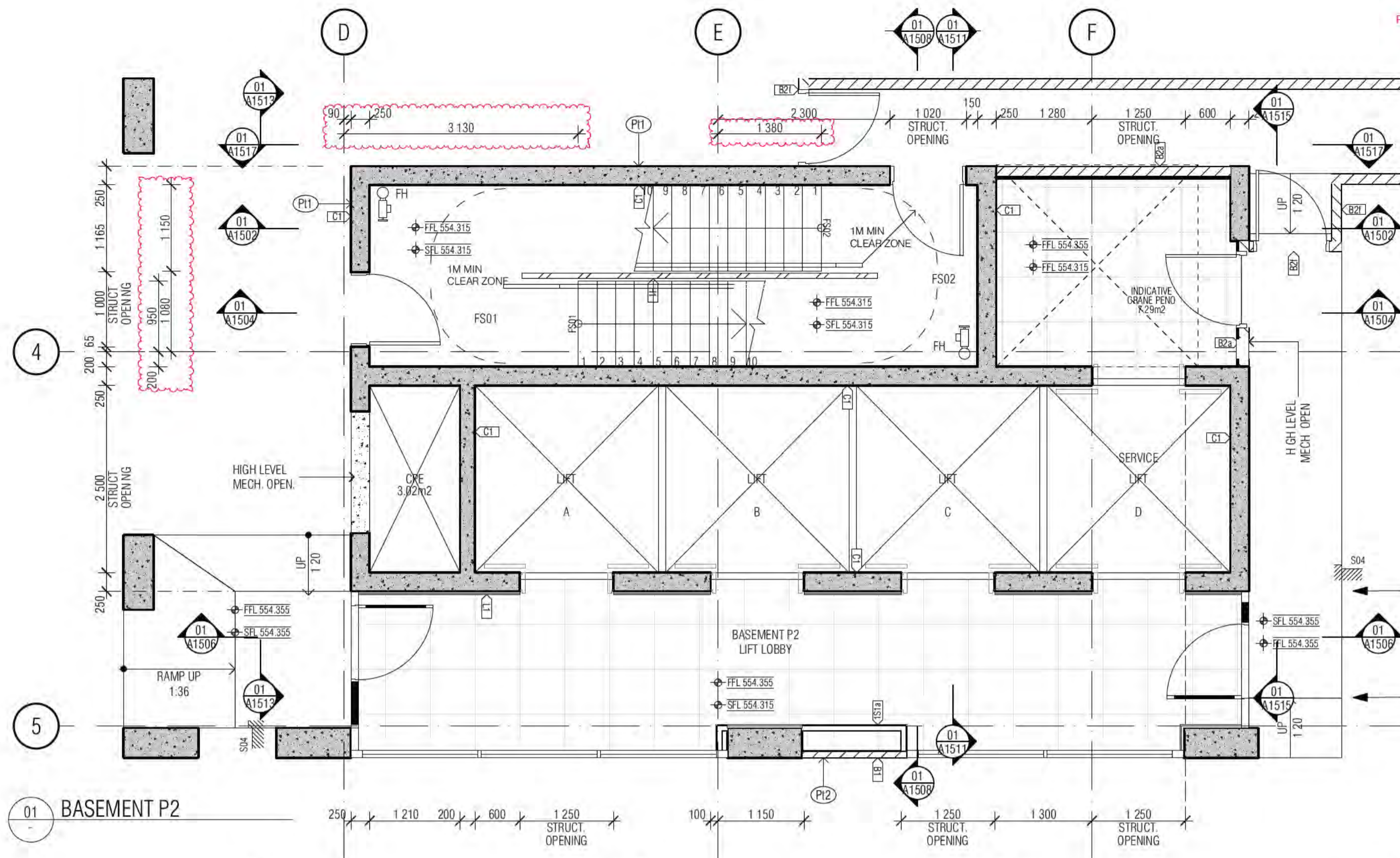
**ISSUE PURPOSE**

FOR CONSTRUCTION



**REV. DRAWING NO.**

F **A700**



**BCA certifiers**  
 Date Issued:  
 14 August 2023  
 BUILDING APPROVAL  
 is amended under  
 S.32 of the  
 Building Act 2004.  
 BCA Certifiers  
 Australia Pty Ltd  
**Sch 2.2(a)(ii)**  
 Approval is subject to the  
 original conditions of  
 approval dated  
 01 June 2022

BIMcloud: FKSYDBIMCLOUD23 BIMcloud Basic for ARCHICAD 23/19125 40 Allara St Canberra/19125 General

REVISION	DATE	DESCRIPTION	BY
01	19.01.2021	DRAFT TENDER ISSUE	MK
02	19.02.2021	COORDINATION UPDATE	AR
03	05.03.2021	TENDER ISSUE	AR
04	24.03.2021	FOR INFORMATION	AR
05	16.04.2021	GENERAL UPDATE	AR
06	14.05.2021	GENERAL UPDATE	AR
07	07.06.2021	TENDER ISSUE UPDATE	AR
08	18.06.2021	UPDATED LOADING DOCK SFL	AR
09	19.07.2021	AMENDED FIRE EGRESS	AR
10	28.07.2021	GENERAL UPDATE	AR
11	11.08.2021	GENERAL UPDATE	AR
12	03.09.2021	GENERAL COORDINATION	AR
13	02.10.2021	AMENDED DELS & LIFT SHAFT ROOF LUS	AR
14	08.10.2021	AMENDED MECH. RISERS	AR
15	12.11.2021	A ISSUE FOR CONSTRUCTION	AR
16	17.01.2022	40MM OIA LANTERN CONDUITS	AR

**QUALITY ASSURANCE** (FK IS A CERTIFIED COMPANY TO ISO 9001:2015)  
 THIS PROJECT IS SUBJECT TO THE FK QUALITY ASSURANCE SYSTEM

- SCHEMATIC DESIGN REVIEW FOR THIS PROJECT IS COMPLETE. DATE OF REVIEW: 01.10.2020
- DESIGN DEVELOPMENT REVIEW FOR THIS PROJECT IS COMPLETE. DATE OF REVIEW: 01.10.2021
- TENDER DOCUMENTATION REVIEW FOR THIS PROJECT IS COMPLETE. DATE OF REVIEW: 01.10.2021
- CONSTRUCTION DOCUMENTATION REVIEW FOR THIS DRAWING IS COMPLETE. DATE OF REVIEW: 01.10.2021

IF THIS DRAWING IS STAMPED UNCONTROLLED COPY THEN IT IS TO BE CONSIDERED A DRAFT. SUBJECT TO REVISION WITHOUT NOTICE

**NOTES**  
 THIS DRAWING IS COPYRIGHT AND SHALL REMAIN THE PROPERTY OF FENDER KATSALIDIS (AUST) PTY LTD  
 CHECK AND VERIFY ALL DIMENSIONS ON SITE PRIOR TO COMMENCING WORK. DRAWING TO BE READ  
 IN CONJUNCTION WITH ALL OTHER CONTRACT DOCUMENTS. DO NOT SCALE DRAWINGS. USE FIGURED  
 DIMENSIONS ONLY. SEEK CLARIFICATION OF INCONSISTENCIES / CONFLICTS.

**PROJECT**  
 MERITON SUITES CANBERRA  
 40 ALLARA ST  
 CANBERRA ACT 2061

**DRAWN** AR    **DATE** 17.01.2022    **CHECKED** PM    **PLOT DATE** 17.01.2022    **JOB NO.** 19125    **SCALE** 1:50@A1

**PROJECT**  
 MERITON SUITES CANBERRA  
 40 ALLARA ST  
 CANBERRA ACT 2061

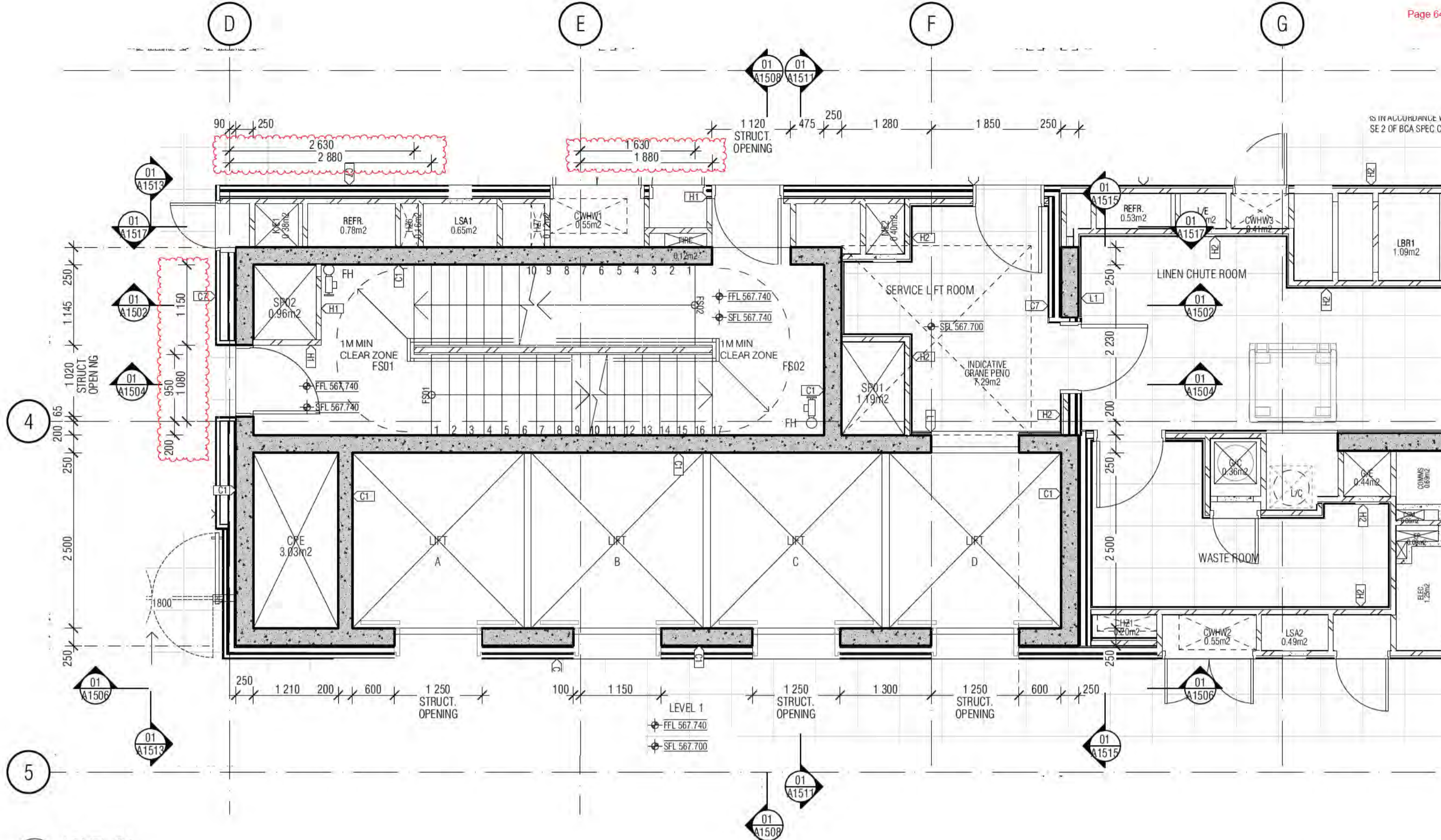
**DRAWING TITLE**  
 LIFT CORE PLANS AND ELEVATIONS SHEET 01

**ISSUE PURPOSE**  
 FOR CONSTRUCTION

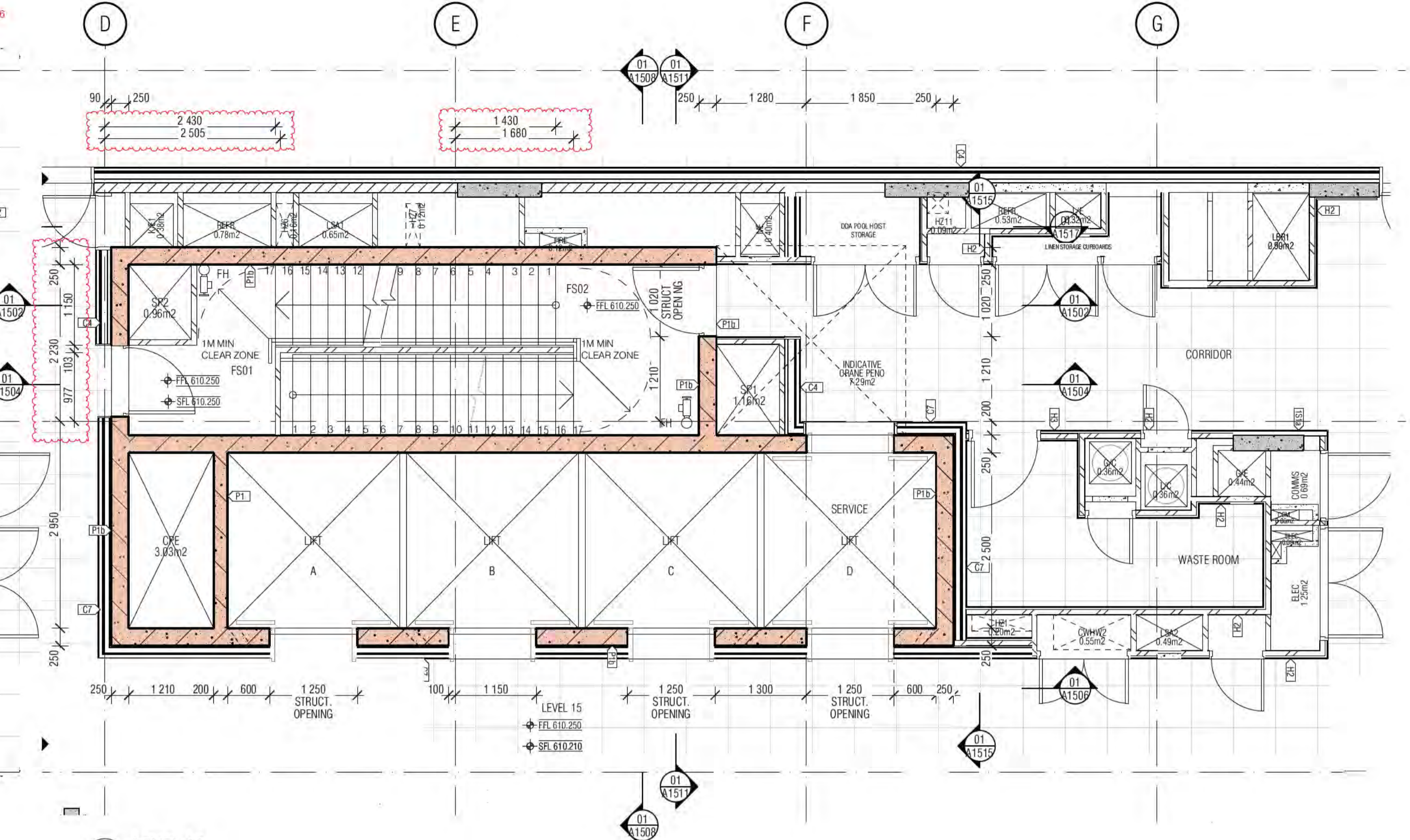
**REVISION**  
 B    **DRAWING NO.** A1500

**FENDER KATSALIDIS**  
 WWW.FKAUSTRALIA.COM  
 L21, 259 GEORGE STREET, SYDNEY  
 NEW SOUTH WALES 2000 AUSTRALIA  
 TELEPHONE: +61 2 8216 3500  
 FENDER KATSALIDIS (AUST) PTY LTD ACN 092 943 032

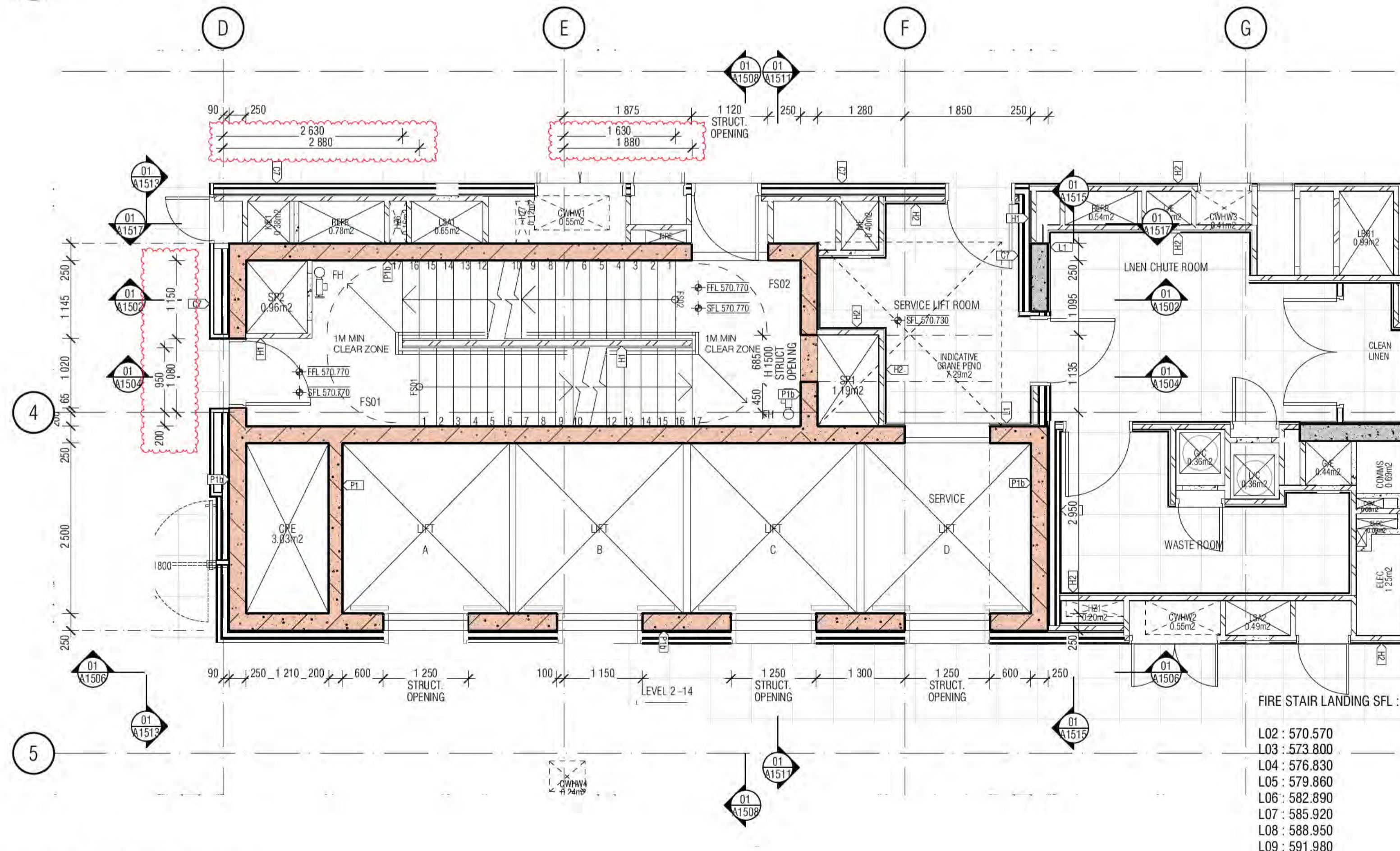
**HANDRAIL INDICATIVE ONLY. REFER TO SHOP DRAWINGS FOR ALL HOBS AND SETDOWNS. REFER TO DRAWINGS A0080 & A0081 ALL FIRE ISOLATED STAIRWAYS TO MEET PROVISIONS OF AS1428.1:2009. ALL STAIR NOSINGS TO BE FITTED WITH NON SLIP AND LUMINANCE CONTRASTING STRIPS**



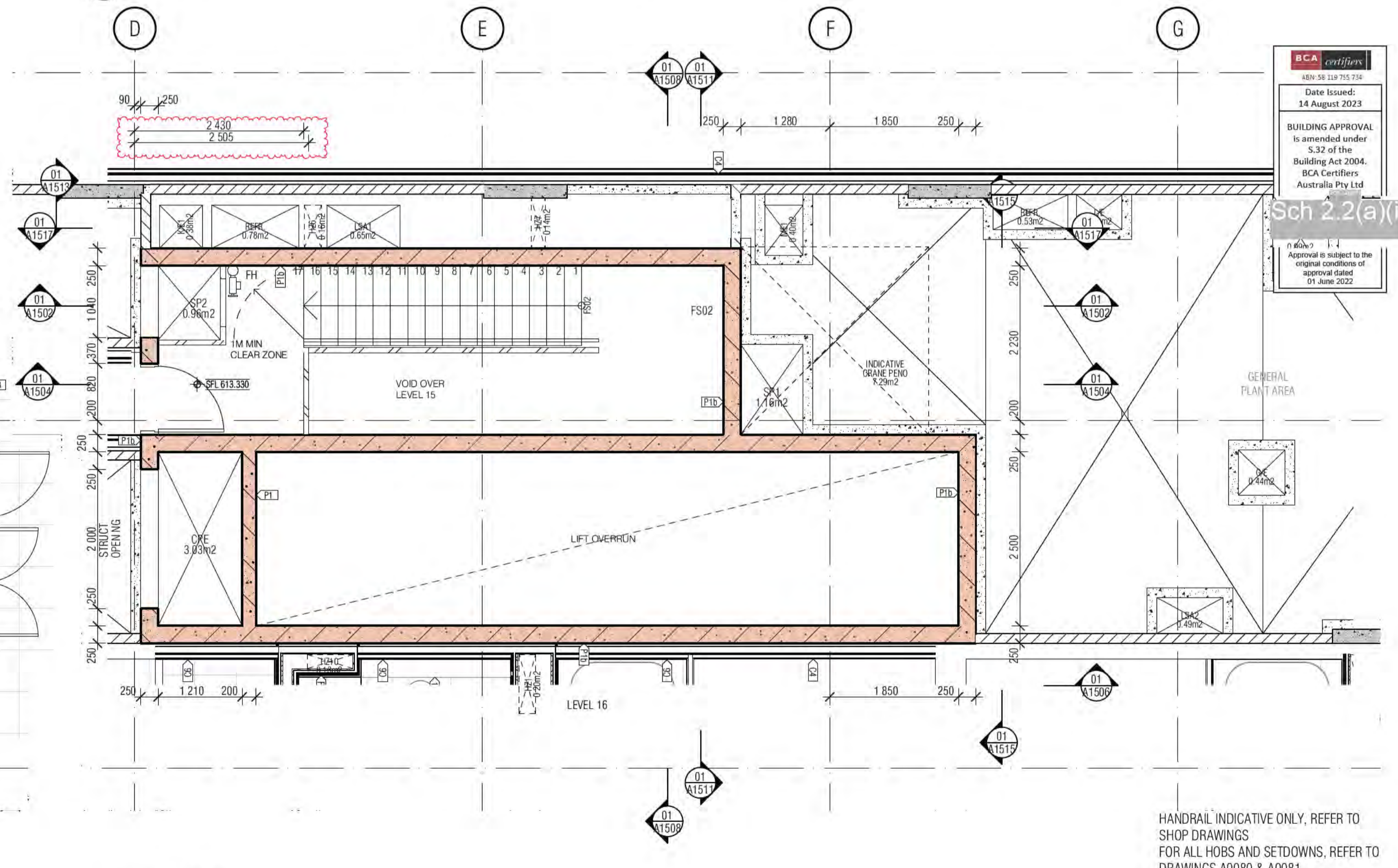
01 LEVEL 01



03 LEVEL 15



02 TYPICAL LEVEL 02 - 14



04 LEVEL 16

- FIRE STAIR LANDING SFL :
- L02 : 570.570
  - L03 : 573.800
  - L04 : 576.830
  - L05 : 579.860
  - L06 : 582.890
  - L07 : 585.920
  - L08 : 588.950
  - L09 : 591.980
  - L10 : 595.010
  - L11 : 598.040
  - L12 : 601.070
  - L13 : 604.100
  - L14 : 607.130

**BCA certifiers**  
 4501 361 Lip 715 714  
 Date Issued:  
 14 August 2023  
 BUILDING APPROVAL  
 is amended under  
 S.32 of the  
 Building Act 2004.  
 BCA Certifiers  
 Australia Pty Ltd  
 Sch 2.2(a)(ii)  
 Approval is subject to the  
 original conditions of  
 approval dated  
 01 June 2022

BIMcloud: FKSYDBIMCLOUD23 BIMcloud Basic for ARCHICAD 23/19125 40 Allara St Canberra/19125 General

REVISION	DATE	BY	DESCRIPTION
01	19.01.2021	AR	DRAFT TENDER ISSUE
02	19.02.2021	AR	COORDINATION UPDATE
03	05.03.2021	AR	TENDER ISSUE
04	24.03.2021	AR	FOR INFORMATION
05	16.04.2021	AR	GENERAL UPDATE
06	14.05.2021	AR	GENERAL UPDATE
07	07.06.2021	AR	TENDER ISSUE UPDATE
08	18.06.2021	AR	UPDATED LOADING DOCK SFL
09	19.07.2021	AR	AMENDED FIRE EGRESS
10	28.07.2021	AR	GENERAL UPDATE
11	11.08.2021	AR	GENERAL UPDATE
12	03.09.2021	AR	GENERAL COORDINATION
13	02.10.2021	AR	AMENDED DELS & LIFT SHAFT ROOF LWS
14	08.10.2021	AR	AMENDED MECH. RISERS
15	12.11.2021	AR	A ISSUE FOR CONSTRUCTION
16	17.01.2022	AR	40MM OIA LANTERN CONDUITS

**QUALITY ASSURANCE** (FK IS A CERTIFIED COMPANY TO ISO 9001:2015)

THIS PROJECT IS SUBJECT TO THE FK QUALITY ASSURANCE SYSTEM

DATE OF REVIEW	REVIEWER	STATUS
01.10.2020	AR	SCHEMATIC DESIGN REVIEW FOR THIS PROJECT IS COMPLETE.
01.10.2020	AR	DESIGN DEVELOPMENT REVIEW FOR THIS PROJECT IS COMPLETE.
01.10.2020	AR	TENDER DOCUMENTATION REVIEW FOR THIS PROJECT IS COMPLETE.
01.10.2021	AR	CONSTRUCTION DOCUMENTATION REVIEW FOR THIS DRAWING IS COMPLETE.

IF THIS DRAWING IS STAMPED UNCONTROLLED COPY THEN IT IS TO BE CONSIDERED A DRAFT. SUBJECT TO REVISION WITHOUT NOTICE

**NOTES**

THIS DRAWING IS COPYRIGHT AND SHALL REMAIN THE PROPERTY OF FENDER KATSAIDIS (AUST) PTY LTD  
 CHECK AND VERIFY ALL DIMENSIONS ON SITE PRIOR TO COMMENCING WORK. DRAWING TO BE READ  
 IN CONJUNCTION WITH ALL OTHER CONTRACT DOCUMENTS. DO NOT SCALE DRAWINGS. USE FIGURED  
 DIMENSIONS ONLY. SEEK CLARIFICATION OF INCONSISTENCIES / CONFLICTS.

DRAWN	DATE	CHECKED	PLOT DATE	JOB NO.	SCALE
AR	17.01.2022	PM	17.01.2022	19125	1:50@A1


**PROJECT**  
 MERITON SUITES CANBERRA  
 40 ALLARA ST  
 CANBERRA ACT 2061

**DRAWING TITLE**  
 LIFT CORE PLANS AND ELEVATIONS SHEET 02

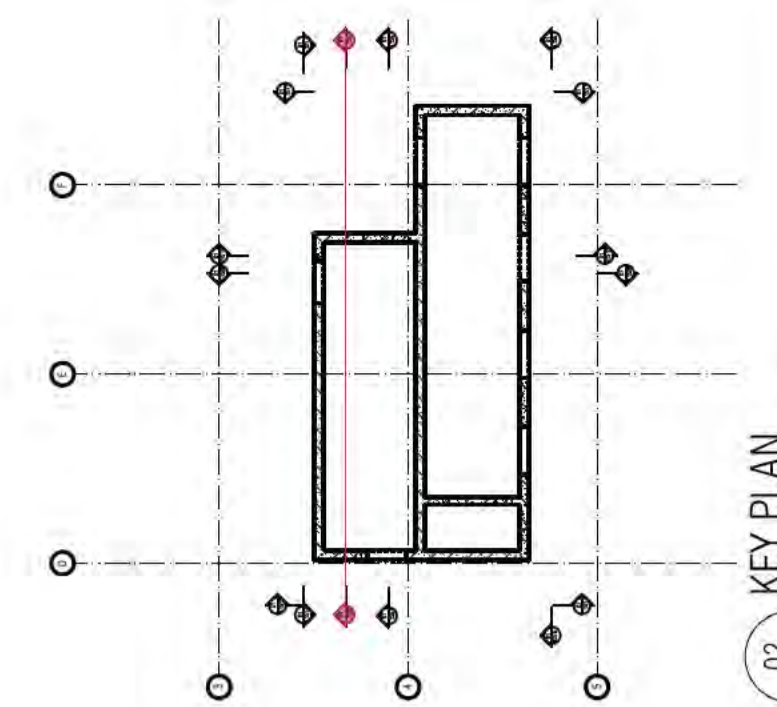
**FENDER KATSAIDIS**  
 WWW.FKAUSTRALIA.COM  
 L21, 269 GEORGE STREET, SYDNEY  
 NEW SOUTH WALES 2000 AUSTRALIA  
 TELEPHONE: +61 2 8216 9500  
 FENDER KATSAIDIS (AUST) PTY LTD ACN 092 943 032

**ISSUE PURPOSE**  
 FOR CONSTRUCTION

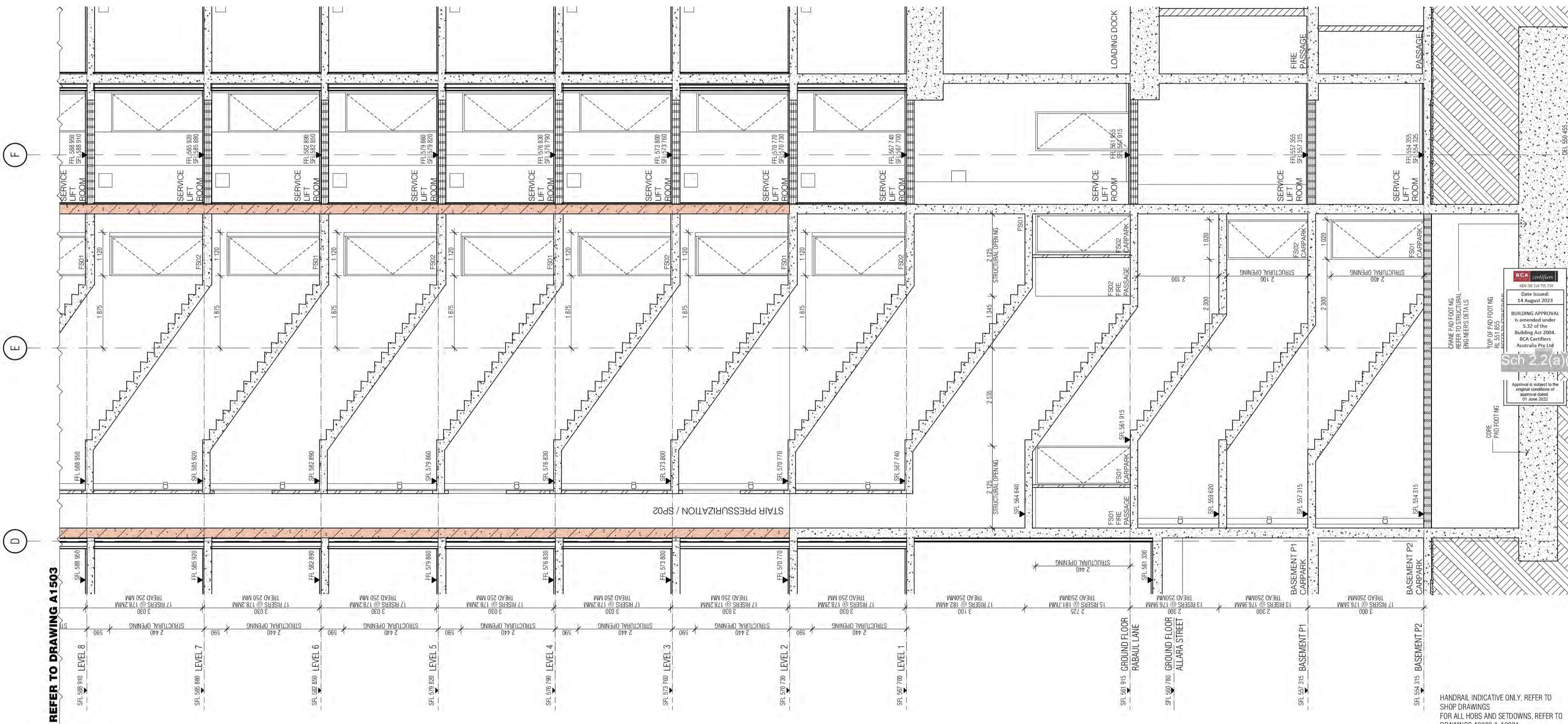
**REV. DRAWING NO.**  
 B A1501



HANDRAIL INDICATIVE ONLY. REFER TO SHOP DRAWINGS  
 FOR ALL HOBS AND SETDOWNS. REFER TO DRAWINGS A0080 & A0081  
 ALL FIRE ISOLATED STAIRWAYS TO MEET PROVISIONS OF AS1428.1:2009.  
 ALL STAIR NOSINGS TO BE FITTED WITH NON SLIP AND LUMINANCE CONTRASTING STRIPS



KEY PLAN  
02



01 CORE SECTION

**BCA certifiers**  
Date Issued: 14 August 2023  
BUILDING APPROVAL is amended under s.32 of the Building Act 2004. BCA Certifiers Australia Pty Ltd  
Approval is subject to the original conditions of approval dated 01 June 2022

Sch 2.2(a)(ii)

HANDRAIL INDICATIVE ONLY. REFER TO SHOP DRAWINGS FOR ALL HOBS AND SETDOWNS, REFER TO DRAWINGS A0080 & A0081 ALL FIRE ISOLATED STAIRWAYS TO MEET PROVISIONS OF AS1428.1:2009. ALL STAIR NOSINGS TO BE FITTED WITH NON SLIP AND LUMINANCE CONTRASTING STRIPS


REVISION	DATE	DESCRIPTION
01	19.01.2021	DRAFT TENDER ISSUE
02	19.02.2021	COORDINATION UPDATE
03	05.03.2021	TENDER ISSUE
04	24.03.2021	FOR INFORMATION
05	16.04.2021	GENERAL UPDATE
06	14.05.2021	GENERAL UPDATE
07	07.06.2021	TENDER ISSUE UPDATE
08	18.06.2021	UPDATED LOADING DOCK SFL

REVISION	DATE	DESCRIPTION
08	19.07.2021	AMENDED FIRE EGRESS
09	22.07.2021	GENERAL UPDATE
10	28.07.2021	GENERAL UPDATE
11	11.08.2021	GENERAL UPDATE
12	03.09.2021	GENERAL COORDINATION
13	02.10.2021	AMENDED DELS & LIFT SHAFT ROOF US
A	12.11.2021	ISSUE FOR CONSTRUCTION
B	25.01.2022	ADDITIONAL DIMENSION STRINGS

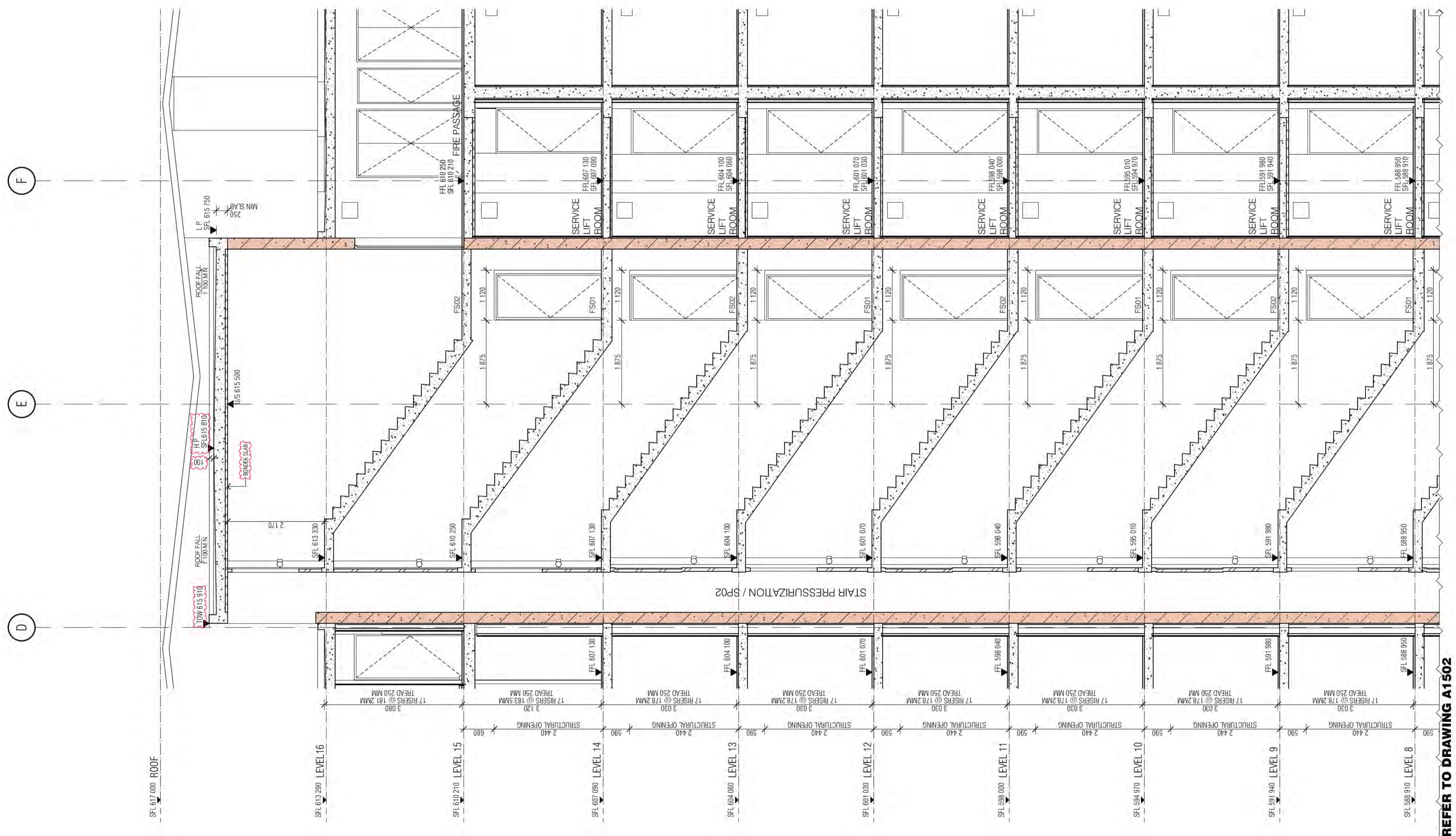
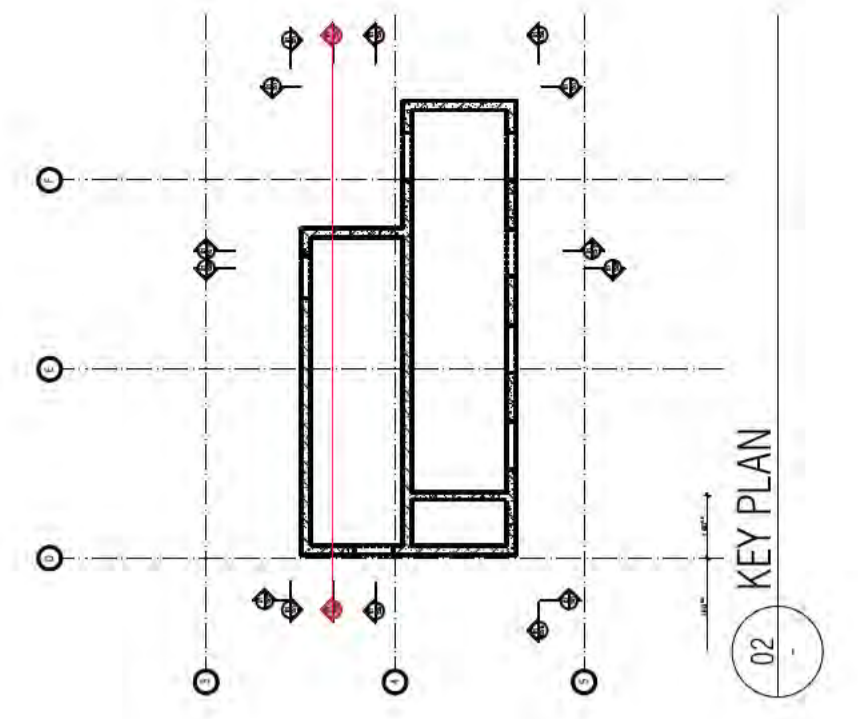
NOTES
THIS DRAWING IS COPYRIGHT AND SHALL REMAIN THE PROPERTY OF FENDER KATSALIDIS (AUST) PTY LTD. CHECK AND VERIFY ALL DIMENSIONS ON SITE PRIOR TO COMMENCING WORK. DRAWING TO BE READ IN CONJUNCTION WITH ALL OTHER CONTRACT DOCUMENTS. DO NOT SCALE DRAWINGS. USE FIGURED DIMENSIONS ONLY. SEEK CLARIFICATION OF INCONSISTENCIES / CONFLICTS.
DATE OF REVIEW: 01.10.2020
DATE OF REVIEW: 01.02.21
DATE OF REVIEW: 01.09.21
DATE OF REVIEW: 01.10.2021
IF THIS DRAWING IS STAMPED UNCONTROLLED COPY THEN IT IS TO BE CONSIDERED A DRAFT. SUBJECT TO REVISION WITHOUT NOTICE

PROJECT
MERITON SUITES CANBERRA 40 ALLARA ST CANBERRA ACT 2061
DRAWING TITLE
LIFT CORE PLANS AND ELEVATIONS SHEET 03

ISSUE PURPOSE
FOR CONSTRUCTION
REV.
B
DRAWING NO.
A1502



**FENDER KATSALIDIS**  
WWW.FKAUSTRALIA.COM  
L21, 259 GEORGE STREET, SYDNEY  
NEW SOUTH WALES 2000 AUSTRALIA  
TELEPHONE: +61 2 8216 3500  
FENDER KATSALIDIS (AUST) PTY LTD ACN 092 943 032



**BCA certifiers**  
 4501 56 119 715 714  
 Date Issued:  
 14 August 2023  
 BUILDING APPROVAL  
 is amended under  
 S.32 of the  
 Building Act 2004.  
 BCA Certifiers  
 Australia Pty Ltd  
**Sch 2.2(a)(ii)**  
 Approval is subject to the  
 original conditions of  
 approval dated  
 01 June 2022

REFER TO DRAWING A1502

HANDRAIL INDICATIVE ONLY, REFER TO SHOP DRAWINGS  
 ALL FIRE ISOLATED STAIRWAYS TO MEET PROVISIONS OF AS1428.1:2009.  
 ALL STAIR NOSINGS TO BE FITTED WITH NON SLIP AND LUMINANCE CONTRASTING STRIPS

01 CORE SECTION

BIMcloud: FRM\CLOUD BIMcloud\19125 40 Allara St Canberra\00 MODEL\00 CD\BIM MODEL\19125 General

REVISION	REVISION	REVISION	REVISION
03 FOR INFORMATION	AR 24.03.2021	11 GENERAL UPDATE	AR 11.08.2021
04 GENERAL UPDATE	AR 16.04.2021	12 GENERAL COORDINATION	AR 03.09.2021
05 GENERAL UPDATE	AR 14.05.2021	13 AMENDED DELS & LIFT SHAFT ROOF U/S	AR 02.10.2021
06 TENDER ISSUE UPDATE	AR 07.06.2021	A ISSUE FOR CONSTRUCTION	AR 12.11.2021
07 UPDATED LOADINGS DOCK SFL	AR 18.06.2021	B ADDITIONAL DIMENSION STRINGS	AR 25.01.2022
08 AMENDED FIRE EGRESS	AR 19.07.2021	C AMENDED CORE ROOF SLAB THICKNESS	AR 02.05.2022
09 GENERAL UPDATE	AR 22.07.2021	D MERITON COMMENTS LIFT ROOF SLAB REVERTED TO BONDED	AR 16.06.2022
10 GENERAL UPDATE	AR 28.07.2021	E CORE WATERPROOFING / HYD COORDINATION	AR 18.07.2022

**QUALITY ASSURANCE** (FK IS A CERTIFIED COMPANY TO ISO 9001:2015)  
 THIS PROJECT IS SUBJECT TO THE FK QUALITY ASSURANCE SYSTEM

- SCHEMATIC DESIGN REVIEW FOR THIS PROJECT IS COMPLETE. DATE OF REVIEW: 01.10.2020
- DESIGN DEVELOPMENT REVIEW FOR THIS PROJECT IS COMPLETE. DATE OF REVIEW: 01.10.2021
- TENDER DOCUMENTATION REVIEW FOR THIS PROJECT IS COMPLETE. DATE OF REVIEW: 11.11.2021
- CONSTRUCTION DOCUMENTATION REVIEW FOR THIS DRAWING IS COMPLETE. DATE OF REVIEW: 01.10.2021

IF THIS DRAWING IS STAMPED UNCONTROLLED COPY THEN IT IS TO BE CONSIDERED A DRAFT. SUBJECT TO REVISION WITHOUT NOTICE

**NOTES**  
 THIS DRAWING IS COPYRIGHT AND SHALL REMAIN THE PROPERTY OF FENDER KATSALIDIS (AUST) PTY LTD  
 CHECK AND VERIFY ALL DIMENSIONS ON SITE PRIOR TO COMMENCING WORK. DRAWING TO BE READ IN CONJUNCTION WITH ALL OTHER CONTRACT DOCUMENTS. DO NOT SCALE DRAWINGS. USE FIGURED DIMENSIONS ONLY. SEEK CLARIFICATION OF INCONSISTENCIES / CONFLICTS.

DRAWN	DATE	CHECKED	PLOT DATE	JOB NO.	SCALE
AR	18.07.2022	PM	18.07.2022	19125	1:50@A1

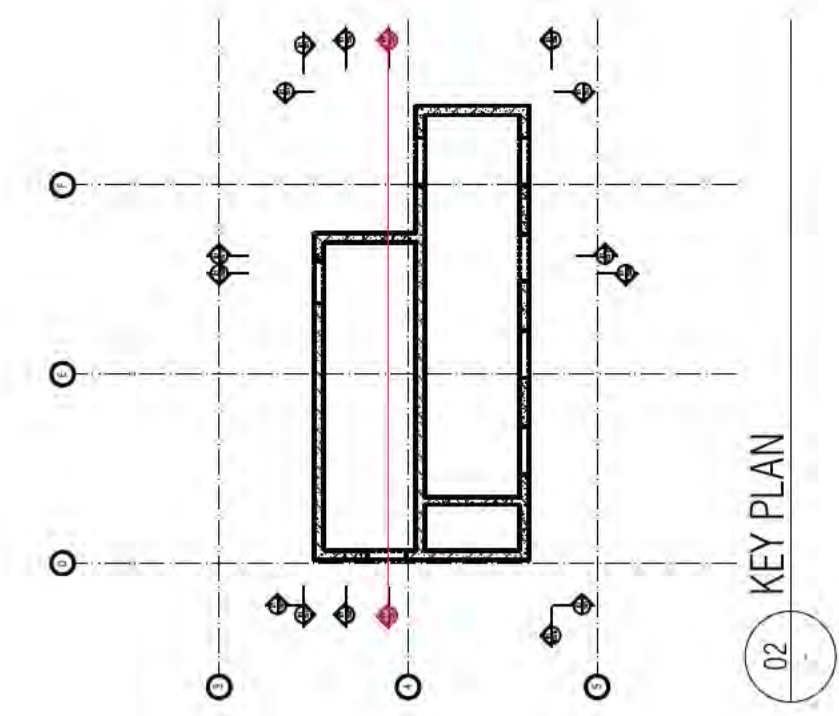
**PROJECT**  
 MERITON SUITES CANBERRA  
 40 ALLARA ST  
 CANBERRA ACT 2061

**DRAWING TITLE**  
 LIFT CORE PLANS AND ELEVATIONS SHEET 04

**FENDER KATSALIDIS**  
 WWW.FKAUSTRALIA.COM  
 L21, 259 GEORGE STREET, SYDNEY  
 NEW SOUTH WALES 2000 AUSTRALIA  
 TELEPHONE: +61 2 8216 3500  
 FENDER KATSALIDIS (AUST) PTY LTD ACN 092 943 032

**ISSUE PURPOSE**  
 FOR CONSTRUCTION

**REV.** E  
**DRAWING NO.** A1503



01 CORE SECTION

**BCA certifiers**  
 Date Issued: 14 August 2023  
 BUILDING APPROVAL is amended under s.32 of the Building Act 2004. BCA Certifiers Australia Pty Ltd  
 Approval is subject to the original conditions of approval dated 01 June 2022

REVISION	DATE	DESCRIPTION
01	19.01.2021	DRAFT TENDER ISSUE
02	19.02.2021	COORDINATION UPDATE
03	05.03.2021	TENDER ISSUE
04	24.03.2021	FOR INFORMATION
05	16.04.2021	GENERAL UPDATE
06	14.05.2021	GENERAL UPDATE
07	07.06.2021	TENDER ISSUE UPDATE
08	18.06.2021	UPDATED LOADING DOCK SFL

REVISION	DATE	DESCRIPTION
08	19.07.2021	AMENDED FIRE EGRESS
09	22.07.2021	GENERAL UPDATE
10	28.07.2021	GENERAL UPDATE
11	11.08.2021	GENERAL UPDATE
12	03.09.2021	GENERAL COORDINATION
13	02.10.2021	AMENDED DELS & LIFT SHAFT ROOF LVS
A	12.11.2021	ISSUE FOR CONSTRUCTION

DATE	CHECKED	PLOT DATE	JOB NO.	SCALE
12.11.2021	PM	12.11.2021	19125	1:50@A1


**PROJECT**  
 MERITON SUITES CANBERRA  
 40 ALLARA ST  
 CANBERRA ACT 2061

**DRAWING TITLE**  
 LIFT CORE PLANS AND ELEVATIONS SHEET 05

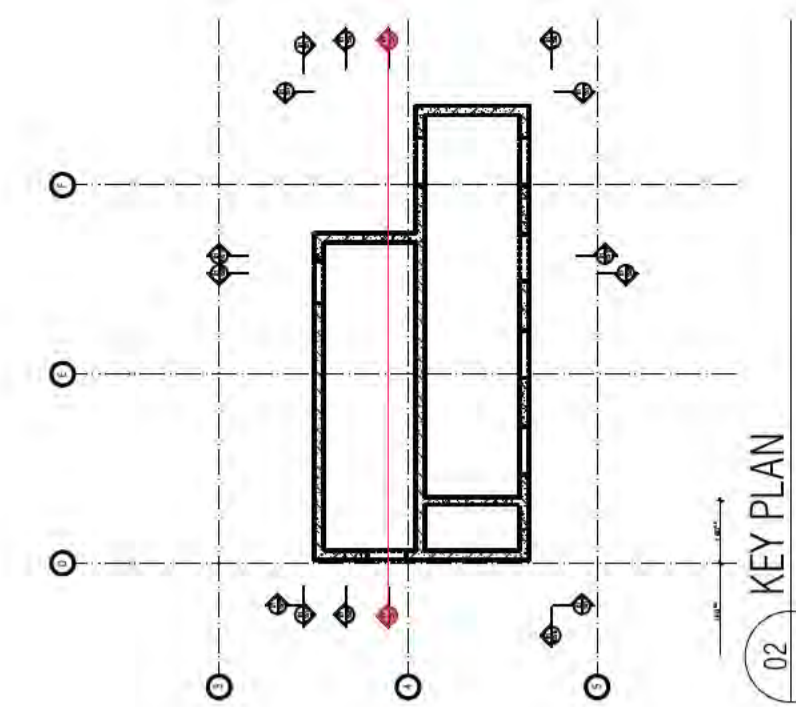
**FENDER KATSALIDIS**  
 WWW.FKAUSTRALIA.COM  
 L21, 259 GEORGE STREET, SYDNEY  
 NEW SOUTH WALES 2000 AUSTRALIA  
 TELEPHONE: +61 2 8216 3500  
 FENDER KATSALIDIS (AUST) PTY LTD ACN 092 943 032

**ISSUE PURPOSE**  
 FOR CONSTRUCTION

**REV.** A  
**DRAWING NO.** A1504



HANDRAIL INDICATIVE ONLY, REFER TO SHOP DRAWINGS  
 ALL FIRE ISOLATED STAIRWAYS TO MEET PROVISIONS OF AS1428.1:2009.  
 ALL STAIR NOSINGS TO BE FITTED WITH NON-SLIP AND LUMINANCE CONTRASTING STRIPS



**BCA certifiers**  
 480V 350 Lip 715 716  
 Date Issued:  
 14 August 2023  
 BUILDING APPROVAL  
 is amended under  
 S.32 of the  
 Building Act 2004.  
 BCA Certifiers  
 Australia Pty Ltd

**Sch 2.2(a)(ii)**

Approval is subject to the  
 original conditions of  
 approval dated  
 01 June 2022

01 CORE SECTION

REFER TO DRAWING A1504

HANDRAIL INDICATIVE ONLY, REFER TO SHOP DRAWINGS  
 ALL FIRE ISOLATED STAIRWAYS TO MEET PROVISIONS OF AS1428.1:2009.  
 ALL STAIR NOSINGS TO BE FITTED WITH NON SLIP AND LUMINANCE CONTRASTING STRIPS

BIMcloud: FRM/CLOUD BIMcloud/19125 40 Allara St Canberra/00 MODEL/00 CD/BIM MODEL/19125 General

REVISION	REVISION	REVISION	REVISION
02 TENDER ISSUE	AR 05.03.2021	10 GENERAL UPDATE	AR 28.07.2021
03 FOR INFORMATION	AR 24.03.2021	11 GENERAL UPDATE	AR 11.08.2021
04 GENERAL UPDATE	AR 16.04.2021	12 GENERAL COORDINATION	AR 03.09.2021
05 GENERAL UPDATE	AR 14.05.2021	13 AMENDED DLS & LIFT SHAFT ROOF U/S	AR 02.10.2021
06 TENDER ISSUE UPDATE	AR 07.06.2021	A ISSUE FOR CONSTRUCTION	AR 12.11.2021
07 UPDATED LOADING DOCK SFL	AR 18.06.2021	B AMENDED CORE ROOF SLAB THICKNESS	AR 02.05.2022
08 AMENDED FIRE EGRESS	AR 19.07.2021	C MERITON COMMENTS LIFT ROOF SLAB REVERTED TO BONDEK	AR 16.06.2022
09 GENERAL UPDATE	AR 22.07.2021	D CORE WATERPROOFING / HYD COORDINATION	AR 18.07.2022

**QUALITY ASSURANCE** (FK IS A CERTIFIED COMPANY TO ISO 9001:2015)

THIS PROJECT IS SUBJECT TO THE FK QUALITY ASSURANCE SYSTEM

- SCHEMATIC DESIGN REVIEW FOR THIS PROJECT IS COMPLETE. DATE OF REVIEW: 01.10.2020
- DESIGN DEVELOPMENT REVIEW FOR THIS PROJECT IS COMPLETE. DATE OF REVIEW: 01.10.2021
- TENDER DOCUMENTATION REVIEW FOR THIS PROJECT IS COMPLETE. DATE OF REVIEW: 11.11.2021
- CONSTRUCTION DOCUMENTATION REVIEW FOR THIS DRAWING IS COMPLETE. DATE OF REVIEW: 01.10.2021

IF THIS DRAWING IS STAMPED UNCONTROLLED COPY THEN IT IS TO BE CONSIDERED A DRAFT. SUBJECT TO REVISION WITHOUT NOTICE

**NOTES**

THIS DRAWING IS COPYRIGHT AND SHALL REMAIN THE PROPERTY OF FENDER KATSALIDIS (AUST) PTY LTD  
 CHECK AND VERIFY ALL DIMENSIONS ON SITE PRIOR TO COMMENCING WORK. DRAWING TO BE READ IN CONJUNCTION WITH ALL OTHER CONTRACT DOCUMENTS. DO NOT SCALE DRAWINGS. USE FIGURED DIMENSIONS ONLY. SEEK CLARIFICATION OF INCONSISTENCIES / CONFLICTS.

DRAWN	DATE	CHECKED	PLOT DATE	JOB NO.	SCALE
AR	18.07.2022	PM	18.07.2022	19125	1:50@A1

**PROJECT**  
 MERITON SUITES CANBERRA  
 40 ALLARA ST  
 CANBERRA ACT 2061

**DRAWING TITLE**  
 LIFT CORE PLANS AND ELEVATIONS SHEET 06

**FENDER KATSALIDIS**  
 WWW.FKAUSTRALIA.COM  
 L21, 269 GEORGE STREET, SYDNEY  
 NEW SOUTH WALES 2000 AUSTRALIA  
 TELEPHONE: +61 2 8216 3500  
 FENDER KATSALIDIS (AUST) PTY LTD ACN 092 943 032

**ISSUE PURPOSE**  
 FOR CONSTRUCTION

**REV.** D  
**DRAWING NO.** A1505