

From: [Davidson, Geoffrey](#)
To: [Mike Bambach](#)
Subject: FW: Fixed site data for evaluation
Date: Monday, 14 April 2014 5:58:00 PM
Attachments: [1st quarter.xls](#)
[2nd quarter.xls](#)
[3rd quarter.xls](#)
[Fixed quarterly stats 2000.xls](#)
[Financial Year 2000-2001.xls](#)
[November 2001.xls](#)
[December 2001.xls](#)
[October 2001.xls](#)
[September 2001.xls](#)
[August 2001.xls](#)
[July 2001.xls](#)
[June 2001.xls](#)
[May 2001.xls](#)
[January 2001.xls](#)
[February 2001.doc](#)
[March 2001.doc](#)
[April 2001.doc](#)

Here you go Mike

Geoffrey Davidson | [Manager, Road Safety](#)

Legislation, Policy & Programs | Justice and Community Safety Directorate | **ACT Government**

Level 2, 12 Moore Street, CANBERRA CITY ACT 2601 | [GPO Box 158, CANBERRA ACT 2608](#)

[Telephone](#) (02) 620 77195 | [Facsimile](#) (02) 620 50937



From: Stone, Gordon
Sent: Monday, 14 April 2014 2:43 PM
To: Davidson, Geoffrey
Subject: Fixed site data for evaluation

Hi Geoff

The attachments with 1st, 2nd, 3rd quarter are from 1999 to June 2000, there is an excel spreadsheet for financial year 2000-2001 don't know how accurate it is. I will send you spreadsheets per calendar year. Some years only have excel sheets for each site and only vehicle counts no infringement counts.

Regards

Gordon

Gordon Stone

Manager

ACT Traffic Camera Office

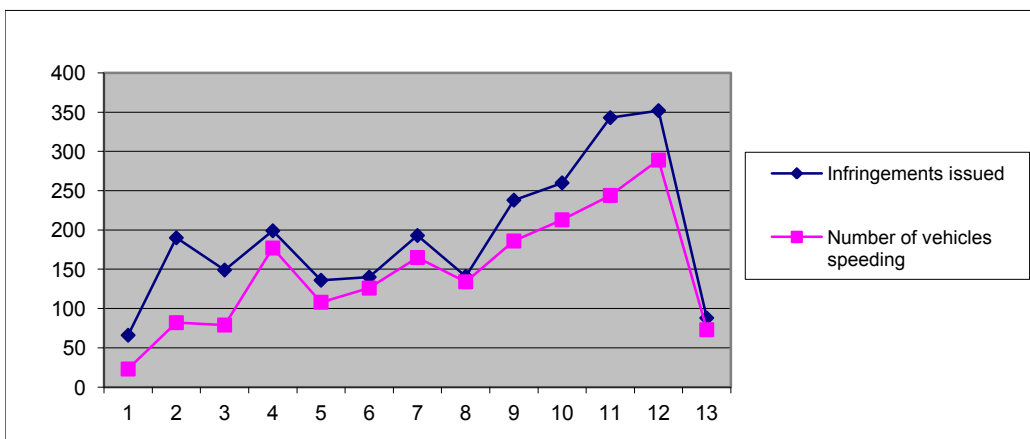
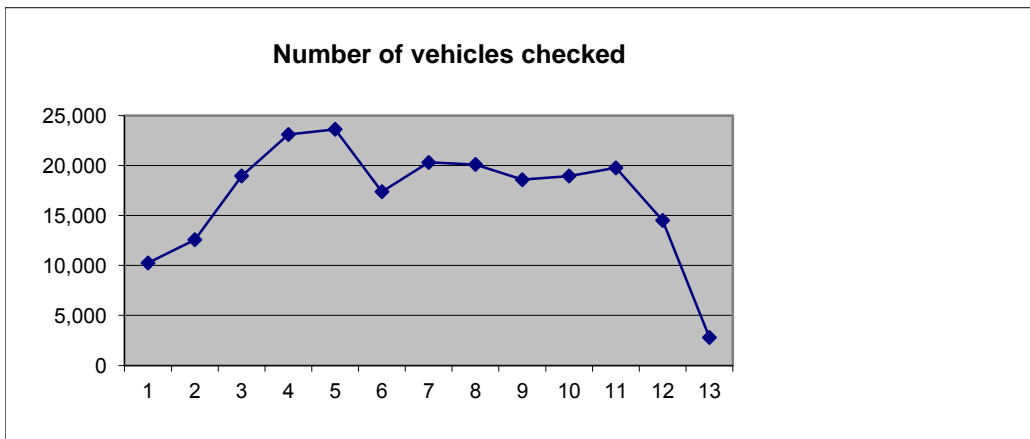
Transport Regulation | Justice and Community Safety Directorate | ACT Government

13 – 15 Challis St, DICKSON ACT 2602 | PO Box 582, DICKSON ACT 2602

Telephone (02) 6207 5770 | Facsimile (02) 6207 7287

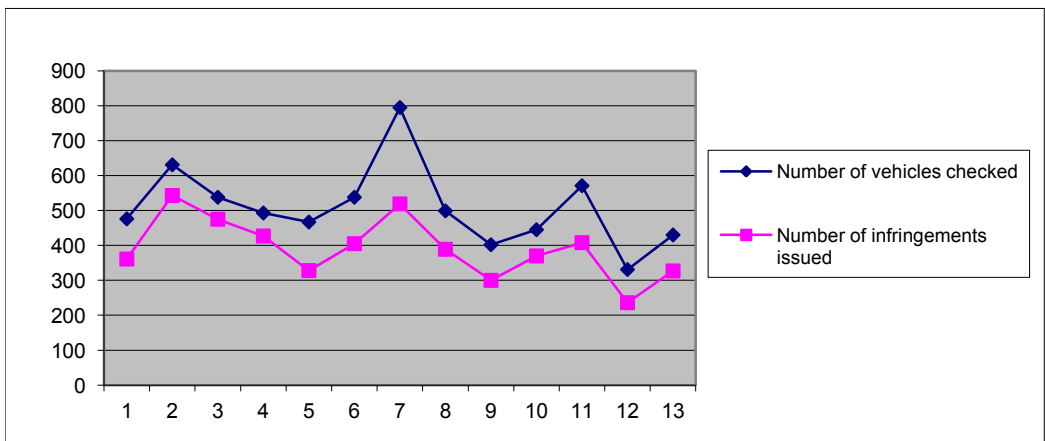
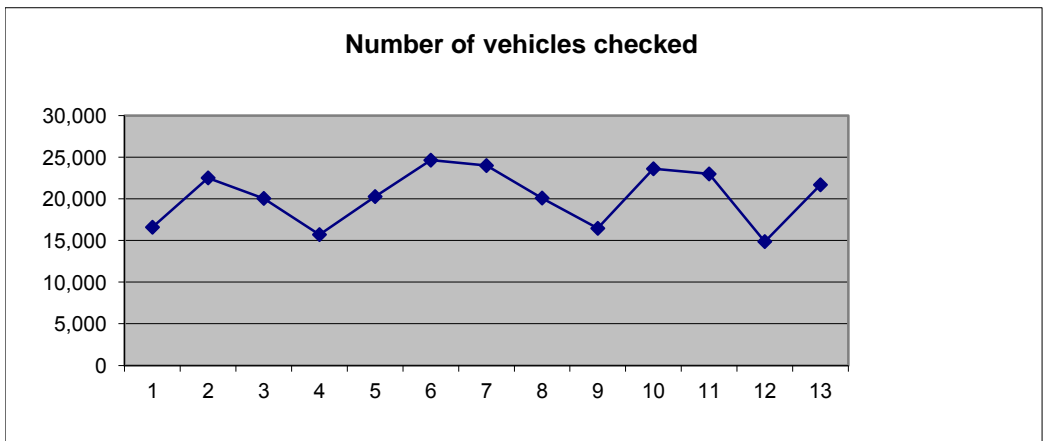
**QUARTERLY STATISTICS
OCTOBER 1999 - DECEMBER 1999**

Date by Week	Number of vehicles checked	Number of vehicles speeding	Number of infringements issued
Wed, 6-Oct-99	10,253	66	23
Mon, 11-Oct-99	12,581	190	82
Mon, 18-Oct-99	18,962	149	79
Mon, 25-Oct-99	23,110	199	177
Mon, 1-Nov-99	23,632	136	108
Mon, 8-Nov-99	17,386	140	126
Mon, 15-Nov-99	20,310	193	165
Mon, 22-Nov-99	20,114	141	134
Mon, 29-Nov-99	18,583	238	186
Mon, 6-Dec-99	18,956	260	213
Mon, 13-Dec-99	19,771	343	244
Mon, 20-Dec-99	14,507	352	289
Mon, 27-Dec-99	2,793	88	73
	220,958	2,495	1,899



**QUARTERLY STATISTICS
JANUARY 2000 - MARCH 2000**

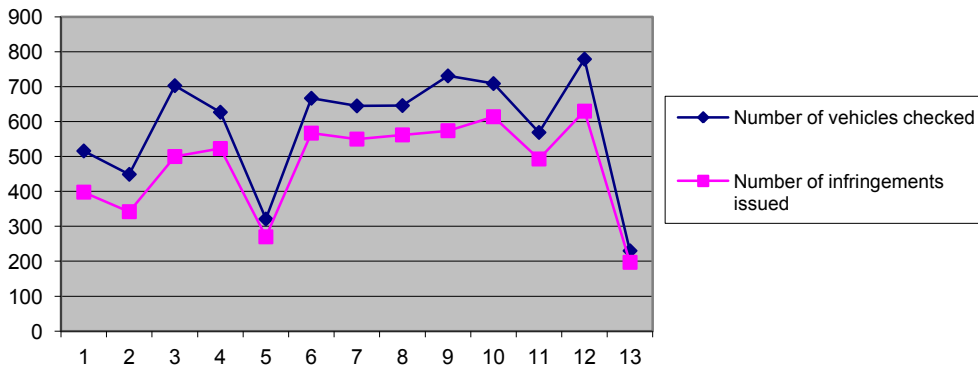
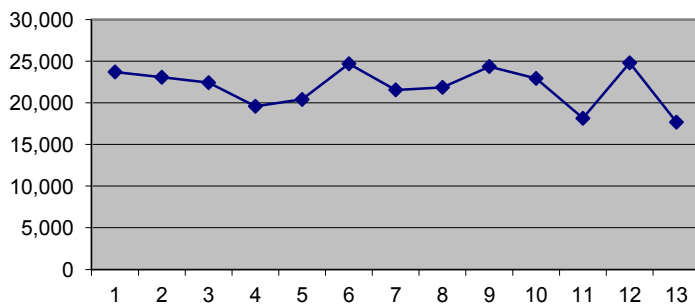
Date by Week	Number of vehicles checked	Number of vehicles speeding	Number of infringements issued
Mon, 3-Jan-00	16,595	476	361
Mon, 10-Jan-00	22,518	631	543
Mon, 17-Jan-00	20,057	538	475
Mon, 24-Jan-00	15,709	493	427
Mon, 31-Jan-00	20,277	467	328
Mon, 7-Feb-00	24,646	538	405
Mon, 14-Feb-00	23,998	795	519
Mon, 21-Feb-00	20,101	499	389
Mon, 28-Feb-00	16,464	402	300
Mon, 6-Mar-00	23,615	445	370
Mon, 13-Mar-00	22,994	571	408
Mon, 20-Mar-00	14,872	331	236
Mon, 27-Mar-00	21,689	430	327
	263,535	6,616	5,088



**QUARTERLY STATISTICS
APRIL 2000 - JUNE 2000**

Date by Week	Number of vehicles checked	Number of vehicles speeding	Number of infringements issued
Mon, 3-Apr-00	23,717	516	398
Mon, 10-Apr-00	23,078	449	342
Mon, 17-Apr-00	22,431	703	500
Mon, 24-Apr-00	19,593	627	523
Mon, 1-May-00	20,415	321	270
Mon, 8-May-00	24,698	667	567
Mon, 15-May-00	21,565	645	550
Mon, 22-May-00	21,867	646	562
Mon, 29-May-00	24,367	731	574
Mon, 5-Jun-00	22,939	709	614
Mon, 12-Jun-00	18,147	569	493
Mon, 19-Jun-00	24,811	779	630
Mon, 26-Jun-00	17,684	230	197
	285,312	7,592	6,220

Number of vehicles checked



Year	Month	Checked	Red Light	Red Arrow	Red Light & Speeding	Speeding	Infringe issued	% infringe issued	%Speed to checked
2000	October							59.7%	#DIV/0!
	November							86.2%	#DIV/0!
	December	85270	45	0	2	169	216	78.6%	0.20%
	TOTAL	85270	45	0	2	169	216	127.81%	0.20%

Statistics Report - Fixed Sites

FINANCIAL YEAR 2000/2001

1002	INTERSECTION NORTHBOURNE AVENUE AND BARRY DRIVE
	Posted Speed Limit: 60 km/h

Vehicles Checked	2,414,552
Offences Recorded	9,901
Red Light	1,034
Red Light & Speeding	40
Speeding	7,235
Infringements Issued	8,309

	<i>Maximum</i>	<i>Average</i>
Speed (km/h)	157	69
Red Time	229.61	1.52

1003	INTERSECTION SOUTHERN CROSS AND COULTER DRIVES
	Posted Speed Limit: 80 km/h

Vehicles Checked	1,101,066
Offences Recorded	233
Red Arrow	21
Red Light	21
Red Light & Speeding	2
Speeding	50
Infringements Issued	94

	<i>Maximum</i>	<i>Average</i>
Speed (km/h)	115	70
Red Time	222.5	29.57

1004	INTERSECTION DRAKEFORD DRIVE AND MARCONI CRESCENT
	Posted Speed Limit: 80 km/h

Vehicles Checked	1,390,349
Offences Recorded	4,085
Red Arrow	17
Red Light	45
Red Light & Speeding	3
Speeding	2,907
Infringements Issued	2,972

	<i>Maximum</i>	<i>Average</i>
Speed (km/h)	143	91
Red Time	297.74	2.2

SUMMARY	
Vehicles checked	4,905,967
Offences Recorded	14,219
Infringements Issued	11,375
% of checked vehicles offending	0.29%
% of offending vehicles issued infringements	80.00%

Statistics Report - Fixed Sites

November 2001

1002	INTERSECTION NORTHBOURNE AVENUE AND BARRY DRIVE
Posted Speed Limit:	60 km/h

Vehicles Checked	535,498
Offences Recorded	1,724
Red Light	190
Red Light & Speeding	5
Speeding	1,370
Infringements Issued	1,565

	<i>Maximum</i>	<i>Average</i>
Speed (km/h)	98	69
Red Time	72.06	0.67

1003	INTERSECTION SOUTHERN CROSS AND COULTER DRIVES
Posted Speed Limit:	80 km/h

Vehicles Checked	222,120
Offences Recorded	28
Red Arrow	1
Red Light	2
Red Light & Speeding	0
Speeding	18
Infringements Issued	21

	<i>Maximum</i>	<i>Average</i>
Speed (km/h)	101	86
Red Time	46.85	4.44

1004	INTERSECTION DRAKEFORD DRIVE AND MARCONI CRESCENT
Posted Speed Limit:	80 km/h

Vehicles Checked	404,786
Offences Recorded	881
Red Arrow	7
Red Light	24
Red Light & Speeding	1
Speeding	699
Infringements Issued	731

	<i>Maximum</i>	<i>Average</i>
Speed (km/h)	140	91
Red Time	174.73	2.57

SUMMARY

Vehicles checked	1,162,404
Offences Recorded	2,633
Infringements Issued	2,317
% of checked vehicles offending	0.23%
% of offending vehicles issued infringements	88.00%

Statistics Report - Fixed Sites

December 2001

1002	INTERSECTION NORTHBOURNE AVENUE AND BARRY DRIVE	
	Posted Speed Limit:	60 km/h

Vehicles Checked	480,801
Offences Recorded	1,665
Red Light	183
Red Light & Speeding	7
Speeding	1,330
<u>Infringements Issued</u>	<u>1,520</u>

	<i>Maximum</i>	<i>Average</i>
Speed (km/h)	103	69
Red Time	65.07	0.6

1003	INTERSECTION SOUTHERN CROSS AND COULTER DRIVES	
	Posted Speed Limit:	80 km/h

Vehicles Checked	243,886
Offences Recorded	25
Red Arrow	1
Red Light	2
Red Light & Speeding	0
Speeding	9
<u>Infringements Issued</u>	<u>12</u>

	<i>Maximum</i>	<i>Average</i>
Speed (km/h)	98	86
Red Time	159.69	35.87

1004	INTERSECTION DRAKEFORD DRIVE AND MARCONI CRESCENT	
	Posted Speed Limit:	80 km/h

Vehicles Checked	306,186
Offences Recorded	845
Red Arrow	10
Red Light	17
Red Light & Speeding	0
Speeding	664
<u>Infringements Issued</u>	<u>691</u>

	<i>Maximum</i>	<i>Average</i>
Speed (km/h)	126	90
Red Time	185.04	2.37

1007	INTERSECTION OF GINNINDERRA DVE AND AIKMAN DVE	
	Posted Speed Limit:	80 km/h

Vehicles Checked	126,408
Offences Recorded	399
Red Light	4
Red Light & Speeding	1
Speeding	332
<u>Infringements Issued</u>	<u>337</u>

	<i>Maximum</i>	<i>Average</i>
Speed (km/h)	138	92
Red Time	71.24	0.66

1011	INTERSECTION OF GINNINDERRA DVE AND COULTER DVE	
	Posted Speed Limit:	80 km/h

Vehicles Checked	29,757
Offences Recorded	151
Red Light	1
Red Light & Speeding	1
Speeding	133
<u>Infringements Issued</u>	<u>135</u>

	<i>Maximum</i>	<i>Average</i>
Speed (km/h)	123	93
Red Time	26.12	0.5

1020	INTERSECTION OF BARRY DVE AND MARCUS CLARK ST	
	Posted Speed Limit:	60 km/h

Vehicles Checked	129,112
Offences Recorded	2,388
Red Light	4
Red Light & Speeding	1
Speeding	2,122
<u>Infringements Issued</u>	<u>2,127</u>

	<i>Maximum</i>	<i>Average</i>
Speed (km/h)	116	72
Red Time	76.39	0.2

SUMMARY		
Vehicles checked	1,316,150	
Offences Recorded	5,473	
Infringements Issued	4,822	
% of checked vehicles offending	0.42%	
% of offending vehicles issued infringements	88.11%	

Statistics Report - Fixed Sites

October 2001

1002 INTERSECTION NORTHBOURNE AVENUE AND BARRY DRIVE

Posted Speed Limit: 60 km/h

Vehicles Checked 552,226

Offences Recorded 1,448

Red Light 178

Red Light & Speeding 6

Speeding 1,025

Infringements Issued 1,209

	<i>Maximum</i>	<i>Average</i>
Speed (km/h)	103	69
Red Time	61.39	0.56

1003 INTERSECTION SOUTHERN CROSS AND COULTER DRIVES

Posted Speed Limit: 80 km/h

Vehicles Checked 289,578

Offences Recorded 26

Red Arrow 2

Red Light 2

Red Light & Speeding 0

Speeding 16

Infringements Issued 20

	<i>Maximum</i>	<i>Average</i>
Speed (km/h)	106	83
Red Time	72.44	5.85

1004 INTERSECTION DRAKEFORD DRIVE AND MARCONI CRESCENT

Posted Speed Limit: 80 km/h

Vehicles Checked 378,186

Offences Recorded 917

Red Arrow 5

Red Light 15

Red Light & Speeding 2

Speeding 580

Infringements Issued 602

	<i>Maximum</i>	<i>Average</i>
Speed (km/h)	153	91
Red Time	118.16	1.22

SUMMARY

Vehicles checked 1,219,990

Offences Recorded 2,391

Infringements Issued 1,831

% of checked vehicles offending 0.20%

**% of offending vehicles issued
infringements 76.58%**

Statistics Report - Fixed Sites

September 2001

1002 INTERSECTION NORTHBOURNE AVENUE AND BARRY DRIVE
Posted Speed Limit: 60 km/h

Vehicles Checked 486,614
Offences Recorded 1,374

Red Light 169
Red Light & Speeding 5
Speeding 1,073
Infringements Issued 1,247

	<i>Maximum</i>	<i>Average</i>
Speed (km/h)	99	69
Red Time	62.95	0.85

1003 INTERSECTION SOUTHERN CROSS AND COULTER DRIVES
Posted Speed Limit: 80 km/h

Vehicles Checked 246,317
Offences Recorded 14

Red Arrow 1
Red Light 2
Red Light & Speeding 0
Speeding 8
Infringements Issued 11

	<i>Maximum</i>	<i>Average</i>
Speed (km/h)	108	86
Red Time	228.02	34.09

1004 INTERSECTION DRAKEFORD DRIVE AND MARCONI CRESCENT
Posted Speed Limit: 80 km/h

Vehicles Checked 342,865
Offences Recorded 584

Red Arrow 8
Red Light 10
Red Light & Speeding 3
Speeding 421
Infringements Issued 442

	<i>Maximum</i>	<i>Average</i>
Speed (km/h)	110	91
Red Time	229.13	3.45

SUMMARY

Vehicles checked 1,075,796
Offences Recorded 1,972
Infringements Issued 1,700

% of checked vehicles offending 0.18%
**% of offending vehicles issued
infringements 86.21%**

Statistics Report - Fixed Sites

August 2001

1002	INTERSECTION NORTHBOURNE AVENUE AND BARRY DRIVE
	Posted Speed Limit: 60 km/h

Vehicles Checked	196,844
Offences Recorded	979

Red Light	42
Red Light & Speeding	0
Speeding	306
Infringements Issued	348

	<i>Maximum</i>	<i>Average</i>
Speed (km/h)	105	69
Red Time	53.96	0.7

1003	INTERSECTION SOUTHERN CROSS AND COULTER DRIVES
	Posted Speed Limit: 80 km/h

Vehicles Checked	282,569
Offences Recorded	42

Red Arrow	0
Red Light	4
Red Light & Speeding	1
Speeding	19
Infringements Issued	24

	<i>Maximum</i>	<i>Average</i>
Speed (km/h)	99	82
Red Time	109.25	6.68

1004	INTERSECTION DRAKEFORD DRIVE AND MARCONI CRESCENT
	Posted Speed Limit: 80 km/h

Vehicles Checked	360,037
Offences Recorded	477

Red Arrow	5
Red Light	5
Red Light & Speeding	2
Speeding	356
Infringements Issued	368

	<i>Maximum</i>	<i>Average</i>
Speed (km/h)	119	90
Red Time	223.76	4.03

SUMMARY

Vehicles checked	839,450
Offences Recorded	1,498
Infringements Issued	740

% of checked vehicles offending	0.18%
% of offending vehicles issued infringements	49.40%

Statistics Report - Fixed Sites

July 2001

1002 INTERSECTION NORTHBOURNE AVENUE AND BARRY DRIVE

Posted Speed Limit: 60 km/h

Vehicles Checked 514,160
Offences Recorded 1,989

Red Light 168
Red Light & Speeding 4
Speeding 1,437
Infringements Issued 1,609

	<i>Maximum</i>	<i>Average</i>
Speed (km/h)	142	68
Red Time	65.07	3.78

1003 INTERSECTION SOUTHERN CROSS AND COULTER DRIVES

Posted Speed Limit: 80 km/h

Vehicles Checked 232,093
Offences Recorded 21

Red Arrow 1
Red Light 6
Speeding 7
Infringements Issued 14

	<i>Maximum</i>	<i>Average</i>
Speed (km/h)	102	73
Red Time	200.44	15.71

1004 INTERSECTION DRAKEFORD DRIVE AND MARCONI CRESCENT

Posted Speed Limit: 80 km/h

Vehicles Checked 339,609
Offences Recorded 531

Red Arrow 11
Red Light 16
Speeding 397
Infringements Issued 424

	<i>Maximum</i>	<i>Average</i>
Speed (km/h)	122	90
Red Time	96.89	2.06

SUMMARY

Vehicles checked 1,085,862
Offences Recorded 2,541
Infringements Issued 2,047

% of checked vehicles offending 0.23%
% of offending vehicles issued
infringements 80.56%

Statistics Report - Fixed Sites

JUNE 2001

1002 INTERSECTION NORTHBOURNE AVENUE AND BARRY DRIVE

Posted Speed Limit: 60 km/h

Vehicles Checked 484,402
Offences Recorded 1,743

Red Light 144
Red Light & Speeding 3
Speeding 1,344
Infringements Issued 1,491

	<i>Maximum</i>	<i>Average</i>
Speed (km/h)	157	69
Red Time	72.64	0.6

1003 INTERSECTION SOUTHERN CROSS AND COULTER DRIVES

Posted Speed Limit: 80 km/h

Vehicles Checked 241,044
Offences Recorded 6

Red Light 1
Speeding 2
Infringements Issued 3

	<i>Maximum</i>	<i>Average</i>
Speed (km/h)	95	80
Red Time	193.37	39.4

1004 INTERSECTION DRAKEFORD DRIVE AND MARCONI CRESCENT

Posted Speed Limit: 80 km/h

Vehicles Checked 335,925
Offences Recorded 730

Red Arrow 7
Red Light 18
Red Light & Speeding 1
Speeding 548
Infringements Issued 574

	<i>Maximum</i>	<i>Average</i>
Speed (km/h)	119	91
Red Time	229.2	2.09

SUMMARY

Vehicles checked 1,061,371
Offences Recorded 2,479
Infringements Issued 2,068

% of checked vehicles offending 0.23%
% of offending vehicles issued
infringements 83.42%

Statistics Report - Fixed Sites

MAY 2001

1002 INTERSECTION NORTHBOURNE AVENUE AND BARRY DRIVE

Posted Speed Limit: 60 km/h

Vehicles Checked	438,693
Offences Recorded	1,539
Red Light	148
Red Light & Speeding	3
Speeding	1,196
Infringements Issued	1,347

	<i>Maximum</i>	<i>Average</i>
Speed (km/h)	124	69
Red Time	66.03	0.46

1003 INTERSECTION SOUTHERN CROSS AND COULTER DRIVES

Posted Speed Limit: 80 km/h

Vehicles Checked	263,448
Offences Recorded	10
Red Light	2
Red Light & Speeding	1
Speeding	4
Infringements Issued	7

	<i>Maximum</i>	<i>Average</i>
Speed (km/h)	100	72
Red Time	49.56	11.77

1004 INTERSECTION DRAKEFORD DRIVE AND MARCONI CRESCENT

Posted Speed Limit: 80 km/h

Vehicles Checked	354,854
Offences Recorded	936
Red Arrow	8
Red Light	17
Red Light & Speeding	2
Speeding	720
Infringements Issued	747

	<i>Maximum</i>	<i>Average</i>
Speed (km/h)	134	91
Red Time	120.93	1.73

SUMMARY

Vehicles checked	1,056,995
Offences Recorded	2,485
Infringements Issued	2,101
% of checked vehicles offending	0.24%
% of offending vehicles issued infringements	84.55%

Statistics Report - Fixed Sites

JANUARY 2001

1002	INTERSECTION NORTHBOURNE AVENUE AND BARRY DRIVE
	Posted Speed Limit: 60 km/h

Vehicles Checked	309,976
Offences Recorded	875
Red Light	122
Red Light & Speeding	4
Speeding	642
<u>Infringements Issued</u>	<u>768</u>

	<i>Maximum</i>	<i>Average</i>
Speed (km/h)	129	70
Red Time	58.3	0.77

1003	INTERSECTION SOUTHERN CROSS AND COULTER DRIVES
	Posted Speed Limit: 80 km/h

Vehicles Checked	25,626
Offences Recorded	50
Red Arrow	4
Red Light	1
Speeding	14
<u>Infringements Issued</u>	<u>19</u>

	<i>Maximum</i>	<i>Average</i>
Speed (km/h)	109	71
Red Time	164.06	19.12

1004	INTERSECTION DRAKEFORD DRIVE AND MARCONI CRESCENT
	Posted Speed Limit: 80 km/h

Vehicles Checked	0
Offences Recorded	206
Speeding	96
<u>Infringements Issued</u>	<u>96</u>

	<i>Maximum</i>	<i>Average</i>
Speed (km/h)	121	92
Red Time	12.94	0.14

SUMMARY	
Vehicles checked	335,602
Offences Recorded	1,131
Infringements Issued	883
 % of checked vehicles offending	0.34%
% of offending vehicles issued	
 infringements	78.07%

Statistics Report - Fixed Sites

February 2001

1002	INTERSECTION NORTHBOURNE AVENUE AND BARRY DRIVE
	Posted Speed Limit: 60 km/h

Vehicles Checked		252,900
Offences Recorded		1,953
 Infringements Issued		
Red Light		172
Red Light & Speeding		12
Speeding		1,340
 SUMMARY		
Infringements Issued		1,524
Not actioned		429
	<i>Maximum</i>	<i>Average</i>
Speed	134km/h	69km/h
Red Time	229.61	3.90

1003	INTERSECTION SOUTHERN CROSS AND COULTER DRIVES
	Posted Speed Limit: 80 km/h

Vehicles Checked		220,423
Offences Recorded		93
 Infringements Issued		
Red Arrow		11
Red Light		3
Speeding		18
 SUMMARY		
Infringements Issued		32
Not actioned		61
	<i>Maximum</i>	<i>Average</i>
Speed	112km/h	72km/h
Red Time	192.29	34.36

1004	INTERSECTION DRAKEFORD DRIVE AND MARCONI CRESCENT
	Posted Speed Limit: 80 km/h

Vehicles Checked		175,914
Offences Recorded		579
 Infringements Issued		
Speeding		394
 SUMMARY		
Infringements Issued		394
Not actioned		185
	<i>Maximum</i>	<i>Average</i>
Speed	124km/h	91km/h
Red Time	113.70	1.63

TOTALS		
Vehicles checked		649,237
offences Recorded		2,625
Infringements Issued		1950
Not actioned		675

Statistics Report - Fixed Sites

MARCH 2001

1002	INTERSECTION NORTHBOURNE AVENUE AND BARRY DRIVE
	Posted Speed Limit: 60 km/h

Vehicles Checked	467,670
Offences Recorded	1,928
 Infringements Issued	
Red Light	253
Red Light & Speeding	11
Speeding	1,310
 SUMMARY	
Infringements Issued	1574
Not actioned	354
	<i>Maximum</i> <i>Average</i>
Speed	134 km/h 68 km/h
Red Time	86.28 1.38

1003	INTERSECTION SOUTHERN CROSS AND COULTER DRIVES
	Posted Speed Limit: 80 km/h

Vehicles Checked	147373
Offences Recorded	43
 Infringements Issued	
Red Arrow	5
Red Light	7
Speeding	5
 SUMMARY	
Infringements Issued	17
Not actioned	26
	<i>Maximum</i> <i>Average</i>
Speed	115 km/h 54 km/h
Red Time	222.50 35.28

1004	INTERSECTION DRAKEFORD DRIVE AND MARCONI CRESCENT
	Posted Speed Limit: 80 km/h

Vehicles Checked	245,040
Offences Recorded	767
 Infringements Issued	
Speeding	517
 SUMMARY	
Infringements Issued	517
Not actioned	250
	<i>Maximum</i> <i>Average</i>
Speed	120 km/h 91 km/h
Red Time	278.54 3.48

TOTALS	
Vehicles checked	860,083
offences Recorded	2,738
Infringements Issued	2108
Not actioned	630

Statistics Report - Fixed Sites

APRIL 2001

1002	INTERSECTION NORTHBOURNE AVENUE AND BARRY DRIVE
	Posted Speed Limit: 60 km/h

Vehicles Checked		375,641
Offences Recorded		1,281
 Infringements Issued		
Red Light		126
Red Light & Speeding		5
Speeding		1001
 SUMMARY		
Infringements Issued		1132
Not actioned		149
	<i>Maximum</i>	<i>Average</i>
Speed	117 km/h	69 km/h
Red Time	54.28	0.84

1003	INTERSECTION SOUTHERN CROSS AND COULTER DRIVES
	Posted Speed Limit: 80 km/h

Vehicles Checked		203,152
Offences Recorded		24
 Infringements Issued		
Red Arrow		1
Red Light		8
Red Light and Speeding		1
Speeding		6
 SUMMARY		
Infringements Issued		16
Not actioned		8
	<i>Maximum</i>	<i>Average</i>
Speed	94 km/h	76 km/h
Red Time	170.04	24.78

1004	INTERSECTION DRAKEFORD DRIVE AND MARCONI CRESCENT
	Posted Speed Limit: 80 km/h

Vehicles Checked		278,616
Offences Recorded		753
 Infringements Issued		
Red Arrow		2
Red Light		6
Speeding		571
 SUMMARY		
Infringements Issued		579
Not actioned		174
	<i>Maximum</i>	<i>Average</i>
Speed	143 km/h	92 km/h
Red Time	200.21	2.03

TOTALS		
Vehicles checked		857,409
offences Recorded		2058
Infringements Issued		1727
Not actioned		331

From: [Davidson, Geoffrey](#)
To: [Mike Bambach](#)
Subject: FW: Fixed site data 2007 calander year
Date: Tuesday, 22 April 2014 1:03:00 PM
Attachments: [February 2007.xls](#)
[January 2007.xls](#)
[July 2007.xls](#)
[June 2007.xls](#)
[March 2007.xls](#)
[May 2007.xls](#)
[November 2007.xls](#)
[October 2007.xls](#)
[September 2007.xls](#)
[April 2007.xls](#)
[August 2007.xls](#)
[December 2007.xls](#)

Geoffrey Davidson | [Manager, Road Safety](#)

Legislation, Policy & Programs | Justice and Community Safety Directorate | **ACT Government**

Level 2, 12 Moore Street, CANBERRA CITY ACT 2601 | [GPO Box 158, CANBERRA ACT 2608](#)

Telephone (02) 620 77195 | **Facsimile** (02) 620 50937



From: Stone, Gordon
Sent: Tuesday, 22 April 2014 12:42 PM
To: Davidson, Geoffrey
Subject: RE: Fixed site data 2007 calander year

2007

From: Davidson, Geoffrey
Sent: Tuesday, 22 April 2014 9:42 AM
To: Stone, Gordon
Subject: FW: Fixed site data for evaluation

Hi Gordon

Do you have an estimated delivery date?

Geoff

Geoffrey Davidson | [Manager, Road Safety](#)

Legislation, Policy & Programs | Justice and Community Safety Directorate | **ACT Government**

Level 2, 12 Moore Street, CANBERRA CITY ACT 2601 | [GPO Box 158, CANBERRA ACT 2608](#)

Telephone (02) 620 77195 | **Facsimile** (02) 620 50937



From: Mike Bambach [<mailto:>]
Sent: Thursday, 17 April 2014 5:07 PM
To: Davidson, Geoffrey
Subject: RE: Fixed site data for evaluation

Hi Geoff, just a reminder – please send through the other years data for the fixed camera sites – sometime next week would be great,

Thanks,

Have a good long-weekend!

Mike

From: Davidson, Geoffrey [<mailto:Geoffrey.Davidson@act.gov.au>]
Sent: Monday, 14 April 2014 5:58 PM
To: Mike Bambach
Subject: FW: Fixed site data for evaluation

Here you go Mike

Geoffrey Davidson | [Manager, Road Safety](#)

Legislation, Policy & Programs | Justice and Community Safety Directorate | **ACT Government**

Level 2, 12 Moore Street, CANBERRA CITY ACT 2601 | [GPO Box 158, CANBERRA ACT 2608](#)

[Telephone](#) (02) 620 77195 | [Facsimile](#) (02) 620 50937



From: Stone, Gordon
Sent: Monday, 14 April 2014 2:43 PM
To: Davidson, Geoffrey
Subject: Fixed site data for evaluation

Hi Geoff

The attachments with 1st, 2nd, 3rd quarter are from 1999 to June 2000, there is a excel spread sheet for financial year 2000-2001 don't know how accurate it is. I will send you spread sheets per calendar year. Some years only have excel sheets for each site and only vehicle counts no infringement counts.

Regards

Gordon

Gordon Stone

Manager

ACT Traffic Camera Office

Transport Regulation | Justice and Community Safety Directorate | ACT Government

13 – 15 Challis St, DICKSON ACT 2602 | PO Box 582, DICKSON ACT 2602
Telephone (02) 6207 5770 | Facsimile (02) 6207 7287

This email, and any attachments, may be confidential and also privileged. If you are not the intended recipient, please notify the sender and delete all copies of this transmission along with any attachments immediately. You should not copy or use it for any purpose, nor disclose its contents to any other person.

Statistics Report - Fixed Sites

February 2007

1001	INTERSECTION NORTHBOURNE AVENUE AND LONDON CIRCUIT		
	Posted Speed Limit:	60 km/h	
	Vehicles Checked	406,537	
	Offences Recorded	511	
	Red Light	37	
	Red Light & Speeding	1	
	Speeding	420	
	Infringements Issued	458	
		<i>Maximum</i>	<i>Average</i>
	Speed (km/h)	98	69
	Red Time	53.56	0.92
1002	INTERSECTION NORTHBOURNE AVENUE AND BARRY DRIVE		
	Posted Speed Limit:	60 km/h	
	Vehicles Checked	302,475	
	Offences Recorded	200	
	Red Light	35	
	Red Light & Speeding	1	
	Speeding	105	
	Infringements Issued	141	
		<i>Maximum</i>	<i>Average</i>
	Speed (km/h)	9	66
	Red Time	74.25	9.08
1004	INTERSECTION DRAKEFORD DRIVE AND MARCONI CRESCENT		
	Posted Speed Limit:	80 km/h	
	Vehicles Checked	9,073	
	Offences Recorded	9	
	Red Arrow	0	
	Red Light	0	
	Red Light & Speeding	0	
	Speeding	7	
	Infringements Issued	7	
		<i>Maximum</i>	<i>Average</i>
	Speed (km/h)	97	77
	Red Time	2.14	0.34
1006	INTERSECTION NORTHBOURNE AVENUE AND ANTILL STREET		
	Posted Speed Limit:	60 km/h	
	Vehicles Checked	162,730	
	Offences Recorded	721	
	Red Light	3	
	Red Light & Speeding	1	
	Speeding	650	
	Infringements Issued	654	
		<i>Maximum</i>	<i>Average</i>
	Speed (km/h)	91	72
	Red Time	32.55	0.14
1007	INTERSECTION OF GINNINDERRA DVE AND AIKMAN DVE		
	Posted Speed Limit:	80 km/h	
	Vehicles Checked	136,827	
	Offences Recorded	84	
	Red Light	1	
	Red Light & Speeding	0	
	Speeding	71	
	Infringements Issued	72	
		<i>Maximum</i>	<i>Average</i>
	Speed (km/h)	98	91

	Red Time	21.39		0.54	
1008	INTERSECTION OF HINDMARSH DRIVE AND TUGGERANONG PARKWAY OVERPASS				
	Posted Speed Limit:	80 km/h			
	Vehicles Checked		216,895		
	Offences Recorded		43		
	Red Light		12		
	Red Light & Speeding		0		
	Speeding		22		
	Infringements Issued		34		
		<i>Maximum</i>		<i>Average</i>	
	Speed (km/h)	97		86	
	Red Time	59.59		7.11	
1011	INTERSECTION OF GINNINDERRA DVE AND COULTER DVE				
	Posted Speed Limit:	80 km/h			
	Vehicles Checked		145,458		
	Offences Recorded		127		
	Red Light		7		
	Red Light & Speeding		0		
	Speeding		97		
	Infringements Issued		104		
		<i>Maximum</i>		<i>Average</i>	
	Speed (km/h)	99		86	
	Red Time	50.19		2.51	
1020	INTERSECTION OF BARRY DVE AND MARCUS CLARK ST				
	Posted Speed Limit:	60 km/h			
	Vehicles Checked		254,251		
	Offences Recorded		278		
	Red Light		8		
	Red Light & Speeding		1		
	Speeding		238		
	Infringements Issued		247		
		<i>Maximum</i>		<i>Average</i>	
	Speed (km/h)	9		70	
	Red Time	49.11		0.85	
1021	INTERSECTION HINDMARSH DRIVE AND YAMB DRIVE				
	Posted Speed Limit:		80 km/h		
	Vehicles Checked		245,538		
	Offences Recorded		52		
	Red Arrow		0		
	Red Light		2		
	Red Light & Speeding		0		
	Speeding		36		
	Infringements Issued		38		
		<i>Maximum</i>		<i>Average</i>	
	Speed (km/h)	98		88	
	Red Time	193.46		10.67	
SUMMARY					
	Vehicles checked		1,879,784		
	Offences Recorded		2,025		
	Red Light Offence Issued		105		
	Red Arrow Offence Issued		0		
	Red Light & Speeding issued		4		
	Speeding Offence Issued		1,646		
	Total Infringements Issued		1,755		
	% of checked vehicles offending		0.11%		
	% of offending vehicles issued infringements		86.67%		

Statistics Report - Fixed Sites

January 2007

1001	INTERSECTION NORTHBOURNE AVENUE AND LONDON CIRCUIT		
	Posted Speed Limit:	60 km/h	
	Vehicles Checked	407,997	
	Offences Recorded	676	
	Red Light	27	
	Red Light & Speeding	2	
	Speeding	575	
	Infringements Issued	604	
		<i>Maximum</i>	<i>Average</i>
	Speed (km/h)	96	70
	Red Time	45.23	0.76
1002	INTERSECTION NORTHBOURNE AVENUE AND BARRY DRIVE		
	Posted Speed Limit:	60 km/h	
	Vehicles Checked	398,877	
	Offences Recorded	341	
	Red Light	36	
	Red Light & Speeding	2	
	Speeding	219	
	Infringements Issued	257	
		<i>Maximum</i>	<i>Average</i>
	Speed (km/h)	9	67
	Red Time	71.07	7.23
1004	INTERSECTION DRAKEFORD DRIVE AND MARCONI CRESCENT		
	Posted Speed Limit:	80 km/h	
	Vehicles Checked	100,111	
	Offences Recorded	163	
	Red Arrow	0	
	Red Light	1	
	Red Light & Speeding	0	
	Speeding	128	
	Infringements Issued	129	
		<i>Maximum</i>	<i>Average</i>
	Speed (km/h)	99	91
	Red Time	21.45	0.64
1006	INTERSECTION NORTHBOURNE AVENUE AND ANTILL STREET		
	Posted Speed Limit:	60 km/h	
	Vehicles Checked	157,154	
	Offences Recorded	854	
	Red Light	3	
	Red Light & Speeding	0	
	Speeding	755	
	Infringements Issued	758	
		<i>Maximum</i>	<i>Average</i>
	Speed (km/h)	96	72
	Red Time	35.91	0.27
1007	INTERSECTION OF GINNINDERRA DVE AND AIKMAN DVE		
	Posted Speed Limit:	80 km/h	
	Vehicles Checked	125,413	
	Offences Recorded	64	
	Red Light	1	
	Red Light & Speeding	0	
	Speeding	49	
	Infringements Issued	50	
		<i>Maximum</i>	<i>Average</i>
	Speed (km/h)	99	92

	Red Time	18.4		0.52	
1008	INTERSECTION OF HINDMARSH DRIVE AND TUGGERANONG PARKWAY OVERPASS				
	Posted Speed Limit:	80 km/h			
	Vehicles Checked		214,649		
	Offences Recorded		61		
	Red Light		15		
	Red Light & Speeding		0		
	Speeding		27		
	Infringements Issued		42		
		<i>Maximum</i>		<i>Average</i>	
	Speed (km/h)	99		85	
	Red Time	40.08		5.99	
1011	INTERSECTION OF GINNINDERRA DVE AND COULTER DVE				
	Posted Speed Limit:	80 km/h			
	Vehicles Checked		109,889		
	Offences Recorded		96		
	Red Light		1		
	Red Light & Speeding		1		
	Speeding		76		
	Infringements Issued		78		
		<i>Maximum</i>		<i>Average</i>	
	Speed (km/h)	99		90	
	Red Time	25.87		1.34	
1020	INTERSECTION OF BARRY DVE AND MARCUS CLARK ST				
	Posted Speed Limit:	60 km/h			
	Vehicles Checked		239,836		
	Offences Recorded		277		
	Red Light		1		
	Red Light & Speeding		0		
	Speeding		255		
	Infringements Issued		256		
		<i>Maximum</i>		<i>Average</i>	
	Speed (km/h)	89		71	
	Red Time	40.03		0.53	
1021	INTERSECTION HINDMARSH DRIVE AND YAMB DRIVE				
	Posted Speed Limit:		80 km/h		
	Vehicles Checked		220,177		
	Offences Recorded		64		
	Red Arrow		0		
	Red Light		7		
	Red Light & Speeding		0		
	Speeding		44		
	Infringements Issued		51		
		<i>Maximum</i>		<i>Average</i>	
	Speed (km/h)	95		87	
	Red Time	50.36		4.48	
SUMMARY					
	Vehicles checked		1,974,103		
	Offences Recorded		2,596		
	Red Light Offence Issued		92		
	Red Arrow Offence Issued		0		
	Red Light & Speeding issued		5		
	Speeding Offence Issued		2,128		
	Total Infringements Issued		2,225		
	% of checked vehicles offending		0.13%		
	% of offending vehicles issued infringements		85.71%		

Statistics Report - Fixed Sites

July 2007

1001	Intersection Northbourne Avenue and London Circuit		
	Posted Speed Limit:	60 km/h	
	Vehicles Checked	431,748	
	Offences Recorded	626	
	Red Arrow	0	
	Red Light	25	
	Red Light & Speeding	0	
	Speeding	489	
	Infringements Issued	514	
		<i>Maximum</i>	<i>Average</i>
	Speed (km/h)	103	71
	Red Time	45.16	10.79
1002	Intersection Northbourne Avenue and Barry Drive		
	Posted Speed Limit:	60 km/h	
	Vehicles Checked	328,077	
	Offences Recorded	199	
	Red Arrow	0	
	Red Light	16	
	Red Light & Speeding	3	
	Speeding	96	
	Infringements Issued	115	
		<i>Maximum</i>	<i>Average</i>
	Speed (km/h)	90	71
	Red Time	63.79	10.81
1004	Intersection Drakeford Drive and Marconi Crescent		
	Posted Speed Limit:	80 km/h	
	Vehicles Checked	319,235	
	Offences Recorded	515	
	Red Arrow	6	
	Red Light	4	
	Red Light & Speeding	0	
	Speeding	409	
	Infringements Issued	419	
		<i>Maximum</i>	<i>Average</i>
	Speed (km/h)	113	92
	Red Time	223.32	74.51
1006	Intersection of Northbourne Ave, Antill St & Mouat		
	Posted Speed Limit:	60 km/h	
	Vehicles Checked	183,685	
	Offences Recorded	954	
	Red Arrow	0	
	Red Light	2	
	Red Light & Speeding	0	
	Speeding	780	
	Infringements Issued	782	
		<i>Maximum</i>	<i>Average</i>
	Speed (km/h)	93	72
	Red Time	78.51	73.31
1007	INTERSECTION OF GINNINDERRA AND AIKMAN		
	Posted Speed Limit:	80 km/h	
	Vehicles Checked	242,684	
	Offences Recorded	128	
	Red Arrow	0	
	Red Light	4	
	Red Light & Speeding	0	
	Speeding	109	
	Infringements Issued	113	
		<i>Maximum</i>	<i>Average</i>
	Speed (km/h)	115	93
	Red Time	14.79	8.50
1008	Intersection of Hindmarsh Dve & Tuggeranong Pwy		
	Posted Speed Limit:	80 km/h	
	Vehicles Checked	227,555	
	Offences Recorded	48	
	Red Arrow	0	
	Red Light	8	
	Red Light & Speeding	1	
	Speeding	31	
	Infringements Issued	40	
		<i>Maximum</i>	<i>Average</i>

	Speed (km/h)	114	92
	Red Time	40.03	15.98
1011	INTERSECTION OF GINNINDERRA AND COULTER		
	Posted Speed Limit:	80 km/h	
	Vehicles Checked	147,722	
	Offences Recorded	134	
	Red Arrow	0	
	Red Light	9	
	Red Light & Speeding	0	
	Speeding	97	
	Infringements Issued	106	
		<i>Maximum</i>	<i>Average</i>
	Speed (km/h)	197	95
	Red Time	48.99	25.69
1020	INTERSECTION OF BARRY DVE AND MARCUS CLARK		
	Posted Speed Limit:	60 km/h	
	Vehicles Checked	279,989	
	Offences Recorded	319	
	Red Arrow	0	
	Red Light	6	
	Red Light & Speeding	0	
	Speeding	285	
	Infringements Issued	291	
		<i>Maximum</i>	<i>Average</i>
	Speed (km/h)	115	72
	Red Time	62.87	17.29
1021	INTERSECTION OF HINDMARSH DRIVE AND YAMBA DRIVE		
	Posted Speed Limit:	80 km/h	
	Vehicles Checked	294,413	
	Offences Recorded	73	
	Red Arrow	3	
	Red Light	7	
	Red Light & Speeding	0	
	Speeding	40	
	Infringements Issued	50	
		<i>Maximum</i>	<i>Average</i>
	Speed (km/h)	105	92
	Red Time	172.55	83.96
1022	INTERSECTION HINDMARSH DRIVE AND BALL ST		
	Posted Speed Limit:	60 km/h	
	Vehicles Checked	220,205	
	Offences Recorded	863	
	Red Arrow	0	
	Red Light	21	
	Red Light & Speeding	0	
	Speeding	609	
	Infringements Issued	630	
		<i>Maximum</i>	<i>Average</i>
	Speed (km/h)	96	72
	Red Time	52.81	18.49
1023	INTERSECTION HINDMARSH AND NEWCASTLE ST		
	Posted Speed Limit:	80 km/h	
	Vehicles Checked	238,232	
	Offences Recorded	504	
	Red Arrow	156	
	Red Light	46	
	Red Light & Speeding	0	
	Speeding	209	
	Infringements Issued	411	
		<i>Maximum</i>	<i>Average</i>
	Speed (km/h)	133	93
	Red Time	599.99	87.61
SUMMARY			
	Vehicles checked	2,913,545	
	Offences Recorded	4,363	
	Red Light	148	
	Red Arrow	165	
	Red Light & Speeding	4	
	Speeding	3,154	
	Total Infringements Issued	3,471	
	% of checked vehicles offending	0.15%	
	% of offending vehicles issued infringements	79.56%	

61	200707	1001	Intersection Northbourne Avenue and London Circuit
62	200707	1002	Intersection Northbourne Avenue and Barry Drive
63	200707	1004	Intersection Drakeford Drive and Marconi Crescent
64	200707	1006	Intersection of Northbourne Ave, Antill St & Mouat
65	200707	1007	INTERSECTION OF GINNINDERRA AND AIKMAN
66	200707	1008	Intersection of Hindmarsh Dve & Tuggeranong Pwy
67	200707	1011	INTERSECTION OF GINNINDERRA AND COULTER
68	200707	1020	INTERSECTION OF BARRY DVE AND MARCUS CLARK
69	200707	1021	INTERSECTION OF HINDMARSH DRIVE AND YAMBA DRIVE
70	200707	1022	INTERSECTION HINDMARSH DRIVE AND BALL ST
71	200707	1023	INTERSECTION HINDMARSH AND NEWCASTLE ST

431748.0000
328077.0000
319235.0000
183685.0000
242684.0000
227555.0000
147722.0000
279989.0000
294413.0000
220205.0000
238232.0000

KeyOff	ID	Month	Site	Offence	Count	Limit	Speed	SumSpeed	Red	SumRed	IntSpeed	MaxSpeed	IntRed	MaxRed	Limit1	KeySpeed	KeyRed
1001Obsct	520	200707	1001	Obscured	3.0000	60.0000	71.0000	141.0000	2.2600	2.2600	-1		-1		60	1001N	1001N
1001Speec	521	200707	1001	Speeding	489.0000	60.0000	103.0000	34874.0000	0.0000	0.0000	103		-1			1001Y	1001N
1001Red L	522	200707	1001	Red Light	25.0000	60.0000	66.0000	828.0000	45.1600	269.8300	103		45.16			1001N	1001Y
1001Unrea	523	200707	1001	Unreadable	67.0000	60.0000	83.0000	4446.0000	53.2300	124.9000	103		45.16			1001N	1001N
1001Misse	524	200707	1001	Missed Target	11.0000	60.0000	99.0000	658.0000	54.6700	56.7200	103		45.16			1001N	1001N
1001Equip	525	200707	1001	Equipment Error	4.0000	60.0000	58.0000	111.0000	0.8700	2.9500	103		45.16			1001N	1001N
1001No Nl	526	200707	1001	No Number Plate	1.0000	60.0000	71.0000	71.0000	0.0000	0.0000	103		45.16			1001N	1001N
1001Emerq	527	200707	1001	Emergency Vehicle	22.0000	60.0000	84.0000	958.0000	49.0300	419.5100	103		45.16			1001N	1001N
1001Flash	528	200707	1001	Flash Not Evident	2.0000	60.0000	70.0000	139.0000	0.0000	0.0000	103		45.16			1001N	1001N
1001Motor	529	200707	1001	Motorcycle - Unreadable	2.0000	60.0000	70.0000	139.0000	0.0000	0.0000	103	103	45.16	45.16		1001N	1001N
1002Obsct	530	200707	1002	Obscured	46.0000	60.0000	75.0000	678.0000	65.8300	1352.0500	-1		-1		60	1002N	1002N
1002Speec	531	200707	1002	Speeding	96.0000	60.0000	90.0000	6831.0000	0.0000	0.0000	90		-1			1002Y	1002N
1002Red L	532	200707	1002	Red Light	16.0000	60.0000	67.0000	562.0000	63.7900	203.4900	90		63.79			1002N	1002Y
1002Unrea	533	200707	1002	Unreadable	6.0000	60.0000	72.0000	350.0000	42.7100	42.7100	90		63.79			1002N	1002N
1002Misse	534	200707	1002	Missed Target	9.0000	60.0000	80.0000	659.0000	0.0000	0.0000	90		63.79			1002N	1002N
1002Equip	535	200707	1002	Equipment Error	9.0000	60.0000	13.0000	53.0000	55.9100	322.9000	90		63.79			1002N	1002N
1002Emerq	536	200707	1002	Emergency Vehicle	13.0000	60.0000	103.0000	269.0000	71.4700	384.8600	90		63.79			1002N	1002N
1002Red L	537	200707	1002	Red Light & Speeding	3.0000	60.0000	85.0000	233.0000	0.7400	1.9500	90		63.79			1002Y	1002Y
1002Vehicl	538	200707	1002	Vehicle Description Mismatch	1.0000	60.0000	70.0000	70.0000	0.0000	0.0000	90	90	63.79	63.79		1002N	1002N
1004Obsct	539	200707	1004	Obscured	12.0000	80.0000	99.0000	1099.0000	0.0000	0.0000	-1		-1		80	1004N	1004N
1004Speec	540	200707	1004	Speeding	409.0000	80.0000	113.0000	37589.0000	0.0000	0.0000	113		-1			1004Y	1004N
1004Red A	541	200707	1004	Red Arrow	6.0000	80.0000	15.0000	77.0000	223.3200	625.6000	113		223.32			1004N	1004Y
1004Red L	542	200707	1004	Red Light	4.0000	80.0000	74.0000	127.0000	50.2900	119.5300	113		223.32			1004N	1004Y
1004Unrea	543	200707	1004	Unreadable	31.0000	80.0000	110.0000	2723.0000	134.7300	139.4800	113		223.32			1004N	1004N
1004Misse	544	200707	1004	Missed Target	14.0000	80.0000	112.0000	1233.0000	2.8200	4.8800	113		223.32			1004N	1004N
1004Equip	545	200707	1004	Equipment Error	8.0000	80.0000	99.0000	737.0000	0.0000	0.0000	113		223.32			1004N	1004N
1004Emerq	546	200707	1004	Emergency Vehicle	25.0000	80.0000	115.0000	1464.0000	102.7400	542.4300	113		223.32			1004N	1004N
1004Flash	547	200707	1004	Flash Not Evident	4.0000	80.0000	96.0000	373.0000	0.0000	0.0000	113		223.32			1004N	1004N
1004Infring	548	200707	1004	Infringement Lapsed	1.0000	80.0000	93.0000	93.0000	0.0000	0.0000	113		223.32			1004N	1004N
1004Motor	549	200707	1004	Motorcycle - Unreadable	1.0000	80.0000	91.0000	91.0000	0.0000	0.0000	113	113	223.32	223.32		1004N	1004N
1006Obsct	550	200707	1006	Obscured	49.0000	60.0000	85.0000	3399.0000	40.7500	57.6100	-1		-1		60	1006N	1006N
1006Speec	551	200707	1006	Speeding	780.0000	60.0000	93.0000	56056.0000	0.0000	0.0000	93		-1			1006Y	1006N
1006Red L	552	200707	1006	Red Light	2.0000	60.0000	11.0000	11.0000	78.5100	146.6200	93		78.51			1006N	1006Y
1006Unrea	553	200707	1006	Unreadable	99.0000	60.0000	82.0000	7129.0000	0.0000	0.0000	93		78.51			1006N	1006N
1006Misse	554	200707	1006	Missed Target	12.0000	60.0000	81.0000	890.0000	0.0000	0.0000	93		78.51			1006N	1006N
1006No Nl	555	200707	1006	No Number Plate	3.0000	60.0000	76.0000	147.0000	46.3900	46.3900	93		78.51			1006N	1006N
1006Emerq	556	200707	1006	Emergency Vehicle	7.0000	60.0000	90.0000	518.0000	5.5500	5.5500	93		78.51			1006N	1006N
1006Motor	557	200707	1006	Motorcycle - Unreadable	1.0000	60.0000	70.0000	70.0000	0.0000	0.0000	93		78.51			1006N	1006N
1006Vehicl	558	200707	1006	Vehicle Description Mismatch	1.0000	60.0000	75.0000	75.0000	0.0000	0.0000	93	93	78.51	78.51		1006N	1006N
1007Obsct	559	200707	1007	Obscured	4.0000	80.0000	98.0000	368.0000	0.0000	0.0000	-1		-1		80	1007N	1007N
1007Speec	560	200707	1007	Speeding	109.0000	80.0000	115.0000	10118.0000	0.0000	0.0000	115		-1			1007Y	1007N
1007Red L	561	200707	1007	Red Light	4.0000	80.0000	48.0000	84.0000	14.7900	34.0000	115		14.79			1007N	1007Y
1007Unrea	562	200707	1007	Unreadable	2.0000	80.0000	90.0000	180.0000	0.0000	0.0000	115		14.79			1007N	1007N
1007Misse	563	200707	1007	Missed Target	4.0000	80.0000	185.0000	378.0000	2.2500	4.3700	115		14.79			1007N	1007N
1007Emerq	564	200707	1007	Emergency Vehicle	4.0000	80.0000	98.0000	94.0000	18.5100	49.3200	115		14.79			1007N	1007N
1007Flash	565	200707	1007	Flash Not Evident	1.0000	80.0000	91.0000	91.0000	0.0000	0.0000	115	115	14.79	14.79		1007N	1007N
1008Speec	566	200707	1008	Speeding	31.0000	80.0000	114.0000	2838.0000	0.0000	0.0000	114		-1		80	1008Y	1008N
1008Red L	567	200707	1008	Red Light	8.0000	80.0000	80.0000	309.0000	40.0300	128.2600	114		40.03			1008N	1008Y

1008Unrea	568	200707	1008	Unreadable	1.0000	80.0000	55.0000	55.0000	27.1200	27.1200	114		40.03		1008N	1008N	
1008Misse	569	200707	1008	Missed Target	3.0000	80.0000	89.0000	171.0000	29.0700	31.0200	114		40.03		1008N	1008N	
1008Emerg	570	200707	1008	Emergency Vehicle	4.0000	80.0000	84.0000	186.0000	38.6600	89.6900	114		40.03		1008N	1008N	
1008Red L	571	200707	1008	Red Light & Speeding	1.0000	80.0000	108.0000	108.0000	15.5700	15.5700	114	114	40.03	40.03	1008Y	1008Y	
1011Obsct	572	200707	1011	Obscured	5.0000	80.0000	99.0000	469.0000	0.0000	0.0000	-1		-1		80	1011N	1011N
1011Speec	573	200707	1011	Speeding	97.0000	80.0000	197.0000	9198.0000	0.0000	0.0000	197		-1		1011Y	1011N	
1011Red L	574	200707	1011	Red Light	9.0000	80.0000	75.0000	240.0000	48.9900	231.2500	197		48.99		1011N	1011Y	
1011Unrea	575	200707	1011	Unreadable	3.0000	80.0000	96.0000	267.0000	16.1800	18.1500	197		48.99		1011N	1011N	
1011Misse	576	200707	1011	Missed Target	3.0000	80.0000	92.0000	274.0000	0.0000	0.0000	197		48.99		1011N	1011N	
1011No Nl	577	200707	1011	No Number Plate	1.0000	80.0000	107.0000	107.0000	0.0000	0.0000	197		48.99		1011N	1011N	
1011Emerg	578	200707	1011	Emergency Vehicle	16.0000	80.0000	129.0000	862.0000	52.0800	280.6100	197	197	48.99	48.99	1011N	1011N	
1020Obsct	579	200707	1020	Obscured	4.0000	60.0000	75.0000	282.0000	0.0000	0.0000	-1		-1		60	1020N	1020N
1020Speec	580	200707	1020	Speeding	285.0000	60.0000	115.0000	20461.0000	0.0000	0.0000	115		-1		1020Y	1020N	
1020Red L	581	200707	1020	Red Light	6.0000	60.0000	63.0000	172.0000	62.8700	103.7100	115		62.87		1020N	1020Y	
1020Unrea	582	200707	1020	Unreadable	5.0000	60.0000	77.0000	358.0000	0.0000	0.0000	115		62.87		1020N	1020N	
1020Misse	583	200707	1020	Missed Target	3.0000	60.0000	70.0000	203.0000	2.2300	4.4000	115		62.87		1020N	1020N	
1020Equip	584	200707	1020	Equipment Error	1.0000	60.0000	22.0000	22.0000	13.4200	13.4200	115		62.87		1020N	1020N	
1020Emerg	585	200707	1020	Emergency Vehicle	12.0000	60.0000	99.0000	557.0000	39.2300	156.6600	115		62.87		1020N	1020N	
1020Motor	586	200707	1020	Motorcycle - Unreadable	3.0000	60.0000	124.0000	266.0000	0.0000	0.0000	115	115	62.87	62.87	1020N	1020N	
1021Obsct	587	200707	1021	Obscured	2.0000	80.0000	91.0000	180.0000	0.0000	0.0000	-1		-1		80	1021N	1021N
1021Speec	588	200707	1021	Speeding	40.0000	80.0000	105.0000	3685.0000	0.0000	0.0000	105		-1		1021Y	1021N	
1021Red A	589	200707	1021	Red Arrow	3.0000	80.0000	35.0000	79.0000	101.1900	235.5300	105		101.19		1021N	1021Y	
1021Red L	590	200707	1021	Red Light	7.0000	80.0000	40.0000	125.0000	172.5500	604.0200	105		172.55		1021N	1021Y	
1021Unrea	591	200707	1021	Unreadable	2.0000	80.0000	101.0000	190.0000	0.0000	0.0000	105		172.55		1021N	1021N	
1021Misse	592	200707	1021	Missed Target	3.0000	80.0000	99.0000	196.0000	2.7900	2.7900	105		172.55		1021N	1021N	
1021Equip	593	200707	1021	Equipment Error	12.0000	80.0000	76.0000	560.0000	148.3500	530.0900	105		172.55		1021N	1021N	
1021Emerg	594	200707	1021	Emergency Vehicle	4.0000	80.0000	133.0000	199.0000	14.4900	34.4800	105	105	172.55	172.55	1021N	1021N	
1022Obsct	595	200707	1022	Obscured	15.0000	60.0000	75.0000	1064.0000	0.0000	0.0000	-1		-1		60	1022N	1022N
1022Speec	596	200707	1022	Speeding	609.0000	60.0000	96.0000	43926.0000	0.4300	0.4300	96		-1		1022Y	1022N	
1022Red L	597	200707	1022	Red Light	21.0000	60.0000	(null)	(null)	52.8100	388.3500	96		52.81		1022N	1022Y	
1022Unrea	598	200707	1022	Unreadable	187.0000	60.0000	97.0000	13188.0000	58.8200	128.1600	96		52.81		1022N	1022N	
1022Misse	599	200707	1022	Missed Target	18.0000	60.0000	(null)	(null)	86.5400	820.9400	96		52.81		1022N	1022N	
1022No Nl	600	200707	1022	No Number Plate	1.0000	60.0000	72.0000	72.0000	0.0000	0.0000	96		52.81		1022N	1022N	
1022Emerg	601	200707	1022	Emergency Vehicle	5.0000	60.0000	88.0000	164.0000	30.8300	79.4600	96		52.81		1022N	1022N	
1022Motor	602	200707	1022	Motorcycle - Unreadable	7.0000	60.0000	81.0000	510.0000	0.0000	0.0000	96	96	52.81	52.81	1022N	1022N	
1023Obsct	603	200707	1023	Obscured	35.0000	80.0000	95.0000	830.0000	448.7700	1831.4200	-1		-1		80	1023N	1023N
1023Speec	604	200707	1023	Speeding	209.0000	80.0000	133.0000	19363.0000	0.4500	0.5900	133		-1		1023Y	1023N	
1023Red A	605	200707	1023	Red Arrow	156.0000	80.0000	3.0000	3.0000	599.9900	16392.2400	133		599.99		1023N	1023Y	
1023Red L	606	200707	1023	Red Light	46.0000	80.0000	(null)	(null)	159.2000	1305.3300	133		599.99		1023N	1023Y	
1023Unrea	607	200707	1023	Unreadable	24.0000	80.0000	99.0000	1027.0000	336.4700	1057.7700	133		599.99		1023N	1023N	
1023Misse	608	200707	1023	Missed Target	22.0000	80.0000	(null)	(null)	599.9900	2982.9400	133		599.99		1023N	1023N	
1023Equip	609	200707	1023	Equipment Error	3.0000	80.0000	90.0000	180.0000	1.2400	1.2400	133		599.99		1023N	1023N	
1023No Nl	610	200707	1023	No Number Plate	5.0000	80.0000	93.0000	184.0000	134.2600	233.6800	133		599.99		1023N	1023N	
1023Emerg	611	200707	1023	Emergency Vehicle	2.0000	80.0000	121.0000	121.0000	1.4100	1.4100	133		599.99		1023N	1023N	
1023Motor	612	200707	1023	Motorcycle - Unreadable	2.0000	80.0000	93.0000	184.0000	0.0000	0.0000	133	133	599.99	599.99	1023N	1023N	
											0		0		0		

Offence	Speeding	RedLight
Emergency Vehicle	N	N
Equipment Error	N	N
Flash Not Evident	N	N
Infringement Lapsed	N	N
Missed Target	N	N
Motorcycle - Unreadable	N	N
No Number Plate	N	N
Obscured	N	N
Red Arrow	N	Y
Red Light	N	Y
Red Light & Speeding	Y	Y
Speeding	Y	N
Target Angle Acute	N	N
Unreadable	N	N
Vehicle Description Mismatch	N	N

Statistics Report - Fixed Sites

June 2007

1001	Intersection Northbourne Avenue and London Circuit				
	Posted Speed Limit:	60 km/h			
	Vehicles Checked		319,642		
	Offences Recorded		408		
	Red Arrow		0		
	Red Light		6		
	Red Light & Speeding		1		
	Speeding		304		
	Infringements Issued		311		
		<i>Maximum</i>		<i>Average</i>	
	Speed (km/h)	100		72	
	Red Time	1.63		1.12	
1002	Intersection Northbourne Avenue and Barry Drive				
	Posted Speed Limit:	60 km/h			
	Vehicles Checked		423,325		
	Offences Recorded		269		
	Red Arrow		0		
	Red Light		28		
	Red Light & Speeding		0		
	Speeding		187		
	Infringements Issued		215		
		<i>Maximum</i>		<i>Average</i>	
	Speed (km/h)	83		71	
	Red Time	67.6		16.10	
1004	Intersection Drakeford Drive and Marconi Crescent				
	Posted Speed Limit:	80 km/h			
	Vehicles Checked		293,580		
	Offences Recorded		382		
	Red Arrow		3		
	Red Light		6		
	Red Light & Speeding		0		
	Speeding		298		
	Infringements Issued		307		
		<i>Maximum</i>		<i>Average</i>	
	Speed (km/h)	113		92	
	Red Time	150.45		73.32	
1006	Intersection of Northbourne Ave, Antill St & Mouat				
	Posted Speed Limit:	60 km/h			
	Vehicles Checked		164,090		
	Offences Recorded		726		
	Red Arrow		0		
	Red Light		0		
	Red Light & Speeding		0		
	Speeding		601		
	Infringements Issued		601		

		<i>Maximum</i>		<i>Average</i>	
	Speed (km/h)	91		72	
	Red Time	None		N/A	
1007	INTERSECTION OF GINNINDERRA AND AIKMAN				
	Posted Speed Limit:	80 km/h			
	Vehicles Checked			238,967	
	Offences Recorded			121	
	Red Arrow			0	
	Red Light			6	
	Red Light & Speeding			0	
	Speeding			93	
	Infringements Issued			99	
		<i>Maximum</i>		<i>Average</i>	
	Speed (km/h)	112		93	
	Red Time	32.95		14.54	
1008	Intersection of Hindmarsh Dve & Tuggeranong Pwy				
	Posted Speed Limit:	80 km/h			
	Vehicles Checked			203,162	
	Offences Recorded			31	
	Red Arrow			0	
	Red Light			4	
	Red Light & Speeding			0	
	Speeding			22	
	Infringements Issued			26	
		<i>Maximum</i>		<i>Average</i>	
	Speed (km/h)	97		92	
	Red Time	36.98		20.77	
1011	INTERSECTION OF GINNINDERRA AND COULTER				
	Posted Speed Limit:	80 km/h			
	Vehicles Checked			158,205	
	Offences Recorded			130	
	Red Arrow			0	
	Red Light			7	
	Red Light & Speeding			1	
	Speeding			97	
	Infringements Issued			105	
		<i>Maximum</i>		<i>Average</i>	
	Speed (km/h)	121		93	
	Red Time	56.19		22.03	
1020	INTERSECTION OF BARRY DVE AND MARCUS CLARK				
	Posted Speed Limit:	60 km/h			
	Vehicles Checked			253,191	
	Offences Recorded			367	
	Red Arrow			0	
	Red Light			8	
	Red Light & Speeding			0	
	Speeding			339	
	Infringements Issued			347	
		<i>Maximum</i>		<i>Average</i>	
	Speed (km/h)	88		72	

	Red Time	43.51		23.14	
1021	INTERSECTION OF HINDMARSH DRIVE AND YAMBA DRIVE				
	Posted Speed Limit:	80 km/h			
	Vehicles Checked			266,829	
	Offences Recorded			37	
	Red Arrow			0	
	Red Light			3	
	Red Light & Speeding			0	
	Speeding			25	
	Infringements Issued			28	
		<i>Maximum</i>		<i>Average</i>	
	Speed (km/h)	142		93	
	Red Time	237.45		101.36	
1022	INTERSECTION HINDMARSH DRIVE AND BALL ST				
	Posted Speed Limit:	60 km/h			
	Vehicles Checked			227,137	
	Offences Recorded			1,559	
	Red Arrow			0	
	Red Light			27	
	Red Light & Speeding			0	
	Speeding			1,134	
	Infringements Issued			1,161	
		<i>Maximum</i>		<i>Average</i>	
	Speed (km/h)	100		72	
	Red Time	77.84		19.39	
1023	INTERSECTION HINDMARSH AND NEWCASTLE ST				
	Posted Speed Limit:	80 km/h			
	Vehicles Checked			283	
	Offences Recorded			623	
	Red Arrow			218	
	Red Light			40	
	Red Light & Speeding			0	
	Speeding			245	
	Infringements Issued			503	
		<i>Maximum</i>		<i>Average</i>	
	Speed (km/h)	119		93	
	Red Time	599.99		90.52	
SUMMARY					
	Vehicles checked			2,548,411	
	Offences Recorded			4,653	
	Red Light			135	
	Red Arrow			221	
	Red Light & Speeding			2	
	Speeding			3,345	
	Total Infringements Issued			3,703	
	% of checked vehicles offending			0.18%	
	% of offending vehicles issued infringements			79.58%	

50	200706	1001	Intersection Northbourne Avenue and London Circuit	319642.0000
51	200706	1002	Intersection Northbourne Avenue and Barry Drive	423325.0000
52	200706	1004	Intersection Drakeford Drive and Marconi Crescent	293580.0000
53	200706	1006	Intersection of Northbourne Ave, Antill St & Mouat	164090.0000
54	200706	1007	INTERSECTION OF GINNINDERRA AND AIKMAN	238967.0000
55	200706	1008	Intersection of Hindmarsh Dve & Tuggeranong Pwy	203162.0000
56	200706	1011	INTERSECTION OF GINNINDERRA AND COULTER	158205.0000
57	200706	1020	INTERSECTION OF BARRY DVE AND MARCUS CLARK	253191.0000
58	200706	1021	INTERSECTION OF HINDMARSH DRIVE AND YAMBA DRIVE	266829.0000
59	200706	1022	INTERSECTION HINDMARSH DRIVE AND BALL ST	227137.0000
60	200706	1023	INTERSECTION HINDMARSH AND NEWCASTLE ST	283.0000

KeyOff	ID	Month	Site	Offence	Count	Limit	Speed	SumSpeed	Red	SumRed	IntSpeed	MaxSpeed	IntRed	MaxRed	Limit1	KeySpeed	KeyRed
1001Obsc	424	200706	1001	Obscured	8.0000	60.0000	83.0000	576.0000	0.0000	0.0000	-1		-1		60	1001N	1001N
1001Speec	425	200706	1001	Speeding	304.0000	60.0000	100.0000	21758.0000	0.0000	0.0000	100		-1			1001Y	1001N
1001Red L	426	200706	1001	Red Light	6.0000	60.0000	54.0000	222.0000	1.5400	6.2300	100		1.54			1001N	1001Y
1001Unrea	427	200706	1001	Unreadable	72.0000	60.0000	95.0000	5057.0000	23.3900	24.0600	100		1.54			1001N	1001N
1001Misse	428	200706	1001	Missed Target	7.0000	60.0000	81.0000	514.0000	0.0000	0.0000	100		1.54			1001N	1001N
1001Emerg	429	200706	1001	Emergency Vehicle	5.0000	60.0000	80.0000	323.0000	50.6700	50.6700	100		1.54			1001N	1001N
1001Flash	430	200706	1001	Flash Not Evident	2.0000	60.0000	69.0000	123.0000	1.0600	1.0600	100		1.54			1001N	1001N
1001Red L	431	200706	1001	Red Light & Speeding	1.0000	60.0000	75.0000	75.0000	1.6300	1.6300	100		1.63			1001Y	1001Y
1001Motor	432	200706	1001	Motorcycle - Unreadable	2.0000	60.0000	73.0000	145.0000	0.0000	0.0000	100		1.63			1001N	1001N
1001Vehicl	433	200706	1001	Vehicle Description Mismatch	1.0000	60.0000	70.0000	70.0000	0.0000	0.0000	100	100	1.63	1.63		1001N	1001N
1002Obsc	434	200706	1002	Obscured	19.0000	60.0000	75.0000	578.0000	68.4400	527.0200	-1		-1		60	1002N	1002N
1002Speec	435	200706	1002	Speeding	187.0000	60.0000	83.0000	13305.0000	0.0000	0.0000	83		-1			1002Y	1002N
1002Red L	436	200706	1002	Red Light	28.0000	60.0000	62.0000	780.0000	67.6000	450.7400	83		67.6			1002N	1002Y
1002Unrea	437	200706	1002	Unreadable	9.0000	60.0000	86.0000	648.0000	0.0000	0.0000	83		67.6			1002N	1002N
1002Misse	438	200706	1002	Missed Target	12.0000	60.0000	85.0000	815.0000	30.1500	30.1500	83		67.6			1002N	1002N
1002No Nt	439	200706	1002	No Number Plate	1.0000	60.0000	72.0000	72.0000	0.0000	0.0000	83		67.6			1002N	1002N
1002Emerg	440	200706	1002	Emergency Vehicle	10.0000	60.0000	109.0000	284.0000	75.0800	247.4000	83		67.6			1002N	1002N
1002Motor	441	200706	1002	Motorcycle - Towards	1.0000	60.0000	13.0000	13.0000	38.0300	38.0300	83		67.6			1002	1002
1002Vehicl	442	200706	1002	Vehicle Description Mismatch	2.0000	60.0000	76.0000	128.0000	5.5200	5.5200	83	83	67.6	67.6		1002N	1002N
1004Obsc	443	200706	1004	Obscured	5.0000	80.0000	95.0000	378.0000	97.2900	97.2900	-1		-1		80	1004N	1004N
1004Speec	444	200706	1004	Speeding	298.0000	80.0000	113.0000	27442.0000	0.0000	0.0000	113		-1			1004Y	1004N
1004Red A	445	200706	1004	Red Arrow	3.0000	80.0000	17.0000	40.0000	150.4500	321.2400	113		150.45			1004N	1004Y
1004Red L	446	200706	1004	Red Light	6.0000	80.0000	25.0000	99.0000	100.5200	338.6000	113		150.45			1004N	1004Y
1004Unrea	447	200706	1004	Unreadable	18.0000	80.0000	113.0000	1438.0000	91.2900	234.9300	113		150.45			1004N	1004N
1004Misse	448	200706	1004	Missed Target	6.0000	80.0000	92.0000	452.0000	37.6100	40.4100	113		150.45			1004N	1004N
1004Equip	449	200706	1004	Equipment Error	8.0000	80.0000	101.0000	743.0000	2.9200	2.9200	113		150.45			1004N	1004N
1004No Nt	450	200706	1004	No Number Plate	1.0000	80.0000	93.0000	93.0000	0.0000	0.0000	113		150.45			1004N	1004N
1004Emerg	451	200706	1004	Emergency Vehicle	31.0000	80.0000	105.0000	1761.0000	177.8100	703.9000	113		150.45			1004N	1004N
1004Flash	452	200706	1004	Flash Not Evident	3.0000	80.0000	97.0000	283.0000	0.0000	0.0000	113		150.45			1004N	1004N
1004Motor	453	200706	1004	Motorcycle - Unreadable	2.0000	80.0000	95.0000	185.0000	0.0000	0.0000	113		150.45			1004N	1004N
1004Vehicl	454	200706	1004	Vehicle Details Withheld	1.0000	80.0000	96.0000	96.0000	0.0000	0.0000	113	113	150.45	150.45		1004	1004
1006Obsc	455	200706	1006	Obscured	30.0000	60.0000	90.0000	2036.0000	16.7000	17.8900	-1		-1		60	1006N	1006N
1006Speec	456	200706	1006	Speeding	601.0000	60.0000	91.0000	43287.0000	0.0000	0.0000	91		-1			1006Y	1006N
1006Unrea	457	200706	1006	Unreadable	71.0000	60.0000	81.0000	5027.0000	23.3100	23.3100	91		-1			1006N	1006N
1006Misse	458	200706	1006	Missed Target	12.0000	60.0000	85.0000	731.0000	15.9800	27.9800	91		-1			1006N	1006N
1006No Nt	459	200706	1006	No Number Plate	3.0000	60.0000	71.0000	210.0000	0.0000	0.0000	91		-1			1006N	1006N
1006Emerg	460	200706	1006	Emergency Vehicle	6.0000	60.0000	100.0000	358.0000	12.3100	23.4300	91		-1			1006N	1006N
1006Motor	461	200706	1006	Motorcycle - Unreadable	2.0000	60.0000	69.0000	138.0000	0.0000	0.0000	91		-1			1006N	1006N
1006Vehicl	462	200706	1006	Vehicle Description Mismatch	1.0000	60.0000	69.0000	69.0000	0.0000	0.0000	91	91	-1	-1		1006N	1006N
1007Obsc	463	200706	1007	Obscured	4.0000	80.0000	95.0000	314.0000	3.0600	3.0600	-1		-1		80	1007N	1007N
1007Speec	464	200706	1007	Speeding	93.0000	80.0000	112.0000	8614.0000	0.0000	0.0000	112		-1			1007Y	1007N
1007Red L	465	200706	1007	Red Light	6.0000	80.0000	80.0000	130.0000	32.9500	87.2300	112		32.95			1007N	1007Y
1007Unrea	466	200706	1007	Unreadable	7.0000	80.0000	98.0000	588.0000	6.0300	6.0300	112		32.95			1007N	1007N
1007Misse	467	200706	1007	Missed Target	2.0000	80.0000	100.0000	177.0000	1.5700	1.5700	112		32.95			1007N	1007N
1007Emerg	468	200706	1007	Emergency Vehicle	9.0000	80.0000	129.0000	502.0000	50.5900	128.8100	112	112	32.95	32.95		1007N	1007N
1008Speec	469	200706	1008	Speeding	22.0000	80.0000	97.0000	2017.0000	0.0000	0.0000	97		-1		80	1008Y	1008N
1008Red L	470	200706	1008	Red Light	4.0000	80.0000	63.0000	74.0000	36.9800	83.0800	97		36.98			1008N	1008Y
1008Misse	471	200706	1008	Missed Target	2.0000	80.0000	90.0000	167.0000	1.8800	1.8800	97		36.98			1008N	1008N

1008Emerg	472	200706	1008	Emergency Vehicle	1.0000	80.0000	62.0000	62.0000	0.6300	0.6300	97				1008N	1008N
1008Motor	473	200706	1008	Motorcycle - Unreadable	1.0000	80.0000	93.0000	93.0000	0.0000	0.0000	97				1008N	1008N
1008Vehicl	474	200706	1008	Vehicle Description Mismatch	1.0000	80.0000	97.0000	97.0000	0.0000	0.0000	97	97	36.98	36.98	1008N	1008N
1011Obsct	475	200706	1011	Obscured	4.0000	80.0000	93.0000	362.0000	0.0000	0.0000	-1		-1		80	1011N
1011Speec	476	200706	1011	Speeding	97.0000	80.0000	121.0000	9040.0000	0.0000	0.0000	121		-1		1011Y	1011N
1011Red L	477	200706	1011	Red Light	7.0000	80.0000	70.0000	247.0000	56.1900	167.6300	121		56.19		1011N	1011Y
1011Unrea	478	200706	1011	Unreadable	2.0000	80.0000	90.0000	179.0000	0.0000	0.0000	121		56.19		1011N	1011N
1011Misse	479	200706	1011	Missed Target	6.0000	80.0000	99.0000	428.0000	44.7700	46.7100	121		56.19		1011N	1011N
1011Equip	480	200706	1011	Equipment Error	1.0000	80.0000	92.0000	92.0000	0.0000	0.0000	121		56.19		1011N	1011N
1011Emerg	481	200706	1011	Emergency Vehicle	11.0000	80.0000	117.0000	605.0000	47.8700	129.6300	121		56.19		1011N	1011N
1011Red L	482	200706	1011	Red Light & Speeding	1.0000	80.0000	99.0000	99.0000	8.6300	8.6300	121		56.19		1011Y	1011Y
1011Vehicl	483	200706	1011	Vehicle Description Mismatch	1.0000	80.0000	103.0000	103.0000	0.0000	0.0000	121	121	56.19	56.19	1011N	1011N
1020Obsct	484	200706	1020	Obscured	3.0000	60.0000	70.0000	208.0000	0.0000	0.0000	-1		-1		60	1020N
1020Speec	485	200706	1020	Speeding	339.0000	60.0000	88.0000	24336.0000	0.0000	0.0000	88		-1		1020Y	1020N
1020Red L	486	200706	1020	Red Light	8.0000	60.0000	62.0000	177.0000	43.5100	185.1200	88		43.51		1020N	1020Y
1020Unrea	487	200706	1020	Unreadable	1.0000	60.0000	71.0000	71.0000	0.0000	0.0000	88		43.51		1020N	1020N
1020Misse	488	200706	1020	Missed Target	2.0000	60.0000	88.0000	159.0000	1.2000	1.2000	88		43.51		1020N	1020N
1020Equip	489	200706	1020	Equipment Error	2.0000	60.0000	71.0000	140.0000	0.0000	0.0000	88		43.51		1020N	1020N
1020Emerg	490	200706	1020	Emergency Vehicle	10.0000	60.0000	76.0000	423.0000	98.8000	177.6600	88		43.51		1020N	1020N
1020Motor	491	200706	1020	Motorcycle - Unreadable	1.0000	60.0000	76.0000	76.0000	0.0000	0.0000	88		43.51		1020N	1020N
1020Vehicl	492	200706	1020	Vehicle Description Mismatch	1.0000	60.0000	73.0000	73.0000	0.0000	0.0000	88	88	43.51	43.51	1020N	1020N
1021Obsct	493	200706	1021	Obscured	3.0000	80.0000	99.0000	281.0000	0.0000	0.0000	-1		-1		80	1021N
1021Speec	494	200706	1021	Speeding	25.0000	80.0000	142.0000	2326.0000	0.0000	0.0000	142		-1		1021Y	1021N
1021Red L	495	200706	1021	Red Light	3.0000	80.0000	63.0000	101.0000	237.4500	304.0800	142		237.45		1021N	1021Y
1021Misse	496	200706	1021	Missed Target	1.0000	80.0000	34.0000	34.0000	17.5200	17.5200	142		237.45		1021N	1021N
1021Emerg	497	200706	1021	Emergency Vehicle	5.0000	80.0000	114.0000	351.0000	18.1900	32.0700	142	142	237.45	237.45	1021N	1021N
1022Obsct	498	200706	1022	Obscured	30.0000	60.0000	79.0000	2008.0000	40.6900	57.2400	-1		-1		60	1022N
1022Speec	499	200706	1022	Speeding	#####	60.0000	100.0000	81801.0000	0.2500	0.5600	100		-1		1022Y	1022N
1022Red L	500	200706	1022	Red Light	27.0000	60.0000	(null)	(null)	77.8400	523.5600	100		77.84		1022N	1022Y
1022Unrea	501	200706	1022	Unreadable	321.0000	60.0000	92.0000	22838.0000	52.0200	88.3100	100		77.84		1022N	1022N
1022Misse	502	200706	1022	Missed Target	1.0000	60.0000	(null)	(null)	13.5400	13.5400	100		77.84		1022N	1022N
1022Equip	503	200706	1022	Equipment Error	6.0000	60.0000	76.0000	433.0000	0.0000	0.0000	100		77.84		1022N	1022N
1022No Pl	504	200706	1022	No Number Plate	1.0000	60.0000	69.0000	69.0000	0.0000	0.0000	100		77.84		1022N	1022N
1022Emerg	505	200706	1022	Emergency Vehicle	15.0000	60.0000	99.0000	751.0000	62.3100	164.0900	100		77.84		1022N	1022N
1022Flash	506	200706	1022	Flash Not Evident	1.0000	60.0000	70.0000	70.0000	0.0000	0.0000	100		77.84		1022N	1022N
1022Infring	507	200706	1022	Infringement Lapsed	1.0000	60.0000	76.0000	76.0000	0.0000	0.0000	100		77.84		1022N	1022N
1022Motor	508	200706	1022	Motorcycle - Unreadable	20.0000	60.0000	116.0000	1524.0000	0.0000	0.0000	100		77.84		1022N	1022N
1022Vehicl	509	200706	1022	Vehicle Description Mismatch	2.0000	60.0000	70.0000	139.0000	0.0000	0.0000	100	100	77.84	77.84	1022N	1022N
1023Obsct	510	200706	1023	Obscured	43.0000	80.0000	119.0000	1690.0000	599.9900	1950.7100	-1		-1		80	1023N
1023Speec	511	200706	1023	Speeding	245.0000	80.0000	119.0000	22861.0000	0.2600	0.2600	119		-1		1023Y	1023N
1023Red A	512	200706	1023	Red Arrow	218.0000	80.0000	(null)	(null)	599.9900	22337.4400	119		599.99		1023N	1023Y
1023Red L	513	200706	1023	Red Light	40.0000	80.0000	(null)	(null)	174.8300	1016.1900	119		599.99		1023N	1023Y
1023Unrea	514	200706	1023	Unreadable	45.0000	80.0000	104.0000	1113.0000	599.9900	4040.0900	119		599.99		1023N	1023N
1023Misse	515	200706	1023	Missed Target	10.0000	80.0000	113.0000	207.0000	599.9900	1807.3500	119		599.99		1023N	1023N
1023No Pl	516	200706	1023	No Number Plate	3.0000	80.0000	(null)	(null)	113.9500	173.1300	119		599.99		1023N	1023N
1023Emerg	517	200706	1023	Emergency Vehicle	3.0000	80.0000	103.0000	200.0000	101.5200	101.5200	119		599.99		1023N	1023N
1023Flash	518	200706	1023	Flash Not Evident	14.0000	80.0000	92.0000	92.0000	319.3900	894.2800	119		599.99		1023N	1023N
1023Vehicl	519	200706	1023	Vehicle Description Mismatch	2.0000	80.0000	96.0000	190.0000	0.0000	0.0000	119	119	599.99	599.99	1023N	1023N
											0		0		0	

Offence	Speeding	RedLight
Emergency Vehicle	N	N
Equipment Error	N	N
Flash Not Evident	N	N
Infringement Lapsed	N	N
Missed Target	N	N
Motorcycle - Unreadable	N	N
No Number Plate	N	N
Obscured	N	N
Red Arrow	N	Y
Red Light	N	Y
Red Light & Speeding	Y	Y
Speeding	Y	N
Target Angle Acute	N	N
Unreadable	N	N
Vehicle Description Mismatch	N	N

Statistics Report - Fixed Sites

March 2007

1001	INTERSECTION NORTHBOURNE AVENUE AND LONDON CIRCUIT		
	Posted Speed Limit:	60 km/h	
	Vehicles Checked		412,109
	Offences Recorded		699
	Red Light		34
	Red Light & Speeding		3
	Speeding		554
	Infringements Issued		591
		<i>Maximum</i>	<i>Average</i>
	Speed (km/h)	92	70
	Red Time	52.63	1.16
1002	INTERSECTION NORTHBOURNE AVENUE AND BARRY DRIVE		
	Posted Speed Limit:	60 km/h	
	Vehicles Checked		282,652
	Offences Recorded		177
	Red Light		30
	Red Light & Speeding		0
	Speeding		106
	Infringements Issued		136
		<i>Maximum</i>	<i>Average</i>
	Speed (km/h)	9	67
	Red Time	83.03	9.22
1004	INTERSECTION DRAKEFORD DRIVE AND MARCONI CRESCENT		
	Posted Speed Limit:	80 km/h	
	Vehicles Checked		320,624
	Offences Recorded		439
	Red Arrow		6
	Red Light		5
	Red Light & Speeding		1
	Speeding		352
	Infringements Issued		364
		<i>Maximum</i>	<i>Average</i>
	Speed (km/h)	99	88
	Red Time	100.91	2.68
1006	INTERSECTION NORTHBOURNE AVENUE AND ANTILL STREET		
	Posted Speed Limit:	60 km/h	
	Vehicles Checked		172,288
	Offences Recorded		870
	Red Light		2
	Red Light & Speeding		0
	Speeding		781
	Infringements Issued		783
		<i>Maximum</i>	<i>Average</i>
	Speed (km/h)	98	72
	Red Time	33.28	0.08

1007	INTERSECTION OF GINNINDERRA DVE AND AIKMAN DVE				
	Posted Speed Limit:	80 km/h			
	Vehicles Checked		283,200		
	Offences Recorded		161		
	Red Light		6		
	Red Light & Speeding		0		
	Speeding		132		
	Infringements Issued		138		
		<i>Maximum</i>		<i>Average</i>	
	Speed (km/h)	99		91	
	Red Time	48.23		1.03	
1008	INTERSECTION OF HINDMARSH DRIVE AND TUGGERANONG PARKWAY OVERPASS				
	Posted Speed Limit:	80 km/h			
	Vehicles Checked		250,820		
	Offences Recorded		52		
	Red Light		7		
	Red Light & Speeding		0		
	Speeding		35		
	Infringements Issued		42		
		<i>Maximum</i>		<i>Average</i>	
	Speed (km/h)	99		85	
	Red Time	35.39		4.35	
1011	INTERSECTION OF GINNINDERRA DVE AND COULTER DVE				
	Posted Speed Limit:	80 km/h			
	Vehicles Checked		160,678		
	Offences Recorded		142		
	Red Light		5		
	Red Light & Speeding		1		
	Speeding		99		
	Infringements Issued		105		
		<i>Maximum</i>		<i>Average</i>	
	Speed (km/h)	99		89	
	Red Time	57.59		3.07	
1020	INTERSECTION OF BARRY DVE AND MARCUS CLARK ST				
	Posted Speed Limit:	60 km/h			
	Vehicles Checked		273,487		
	Offences Recorded		432		
	Red Light		16		
	Red Light & Speeding		0		
	Speeding		371		
	Infringements Issued		387		
		<i>Maximum</i>		<i>Average</i>	
	Speed (km/h)	98		71	
	Red Time	65.35		1.06	
1021	INTERSECTION HINDMARSH DRIVE AND YAMB DRIVE				
	Posted Speed Limit:		80 km/h		
	Vehicles Checked		261,366		
	Offences Recorded		54		

	Red Arrow		2	
	Red Light		4	
	Red Light & Speeding		0	
	Speeding		29	
	Infringements Issued		35	
		Maximum		Average
	Speed (km/h)	98		70
	Red Time	208.99		24.89
SUMMARY				
	Vehicles checked		2,417,224	
	Offences Recorded		3,026	
	Red Light Offence Issued		109	
	Red Arrow Offence Issued		8	
	Red Light & Speeding issued		5	
	Speeding Offence Issued		2,459	
	Total Infringements Issued		2,581	
	% of checked vehicles offending		0.13%	
	% of offending vehicles issued infringements		85.29%	

Statistics Report - Fixed Sites

May 2007

1001	Intersection Northbourne Avenue and London Circuit		
	Posted Speed Limit:	60 km/h	
	Vehicles Checked		314,821
	Offences Recorded		525
	Red Arrow		0
	Red Light		15
	Red Light & Speeding		0
	Speeding		381
	Infringements Issued		396
		<i>Maximum</i>	<i>Average</i>
	Speed (km/h)	92	72
	Red Time	22.51	3.09
1002	Intersection Northbourne Avenue and Barry Drive		
	Posted Speed Limit:	60 km/h	
	Vehicles Checked		412,100
	Offences Recorded		296
	Red Arrow		0
	Red Light		39
	Red Light & Speeding		0
	Speeding		201
	Infringements Issued		240
		<i>Maximum</i>	<i>Average</i>
	Speed (km/h)	101	72
	Red Time	82	15.41
1004	Intersection Drakeford Drive and Marconi Crescent		
	Posted Speed Limit:	80 km/h	
	Vehicles Checked		296,582
	Offences Recorded		373
	Red Arrow		4
	Red Light		8
	Red Light & Speeding		0
	Speeding		284
	Infringements Issued		296
		<i>Maximum</i>	<i>Average</i>
	Speed (km/h)	112	92
	Red Time	238.57	74.64
1006	Intersection of Northbourne Ave, Antill St & Mouat		
	Posted Speed Limit:	60 km/h	
	Vehicles Checked		154,279
	Offences Recorded		889
	Red Arrow		0
	Red Light		2
	Red Light & Speeding		0
	Speeding		759
	Infringements Issued		761

		<i>Maximum</i>	<i>Average</i>
	Speed (km/h)	89	72
	Red Time	16.43	14.51
1007	INTERSECTION OF GINNINDERRA AND AIKMAN		
	Posted Speed Limit:	80 km/h	
	Vehicles Checked		261,814
	Offences Recorded		123
	Red Arrow		0
	Red Light		5
	Red Light & Speeding		1
	Speeding		100
	Infringements Issued		106
		<i>Maximum</i>	<i>Average</i>
	Speed (km/h)	121	92
	Red Time	18.91	3.69
1008	Intersection of Hindmarsh Dve & Tuggeranong Pwy		
	Posted Speed Limit:	80 km/h	
	Vehicles Checked		209,996
	Offences Recorded		54
	Red Arrow		0
	Red Light		9
	Red Light & Speeding		0
	Speeding		28
	Infringements Issued		37
		<i>Maximum</i>	<i>Average</i>
	Speed (km/h)	103	92
	Red Time	77.15	24.16
1011	INTERSECTION OF GINNINDERRA AND COULTER		
	Posted Speed Limit:	80 km/h	
	Vehicles Checked		159,743
	Offences Recorded		124
	Red Arrow		0
	Red Light		4
	Red Light & Speeding		0
	Speeding		101
	Infringements Issued		105
		<i>Maximum</i>	<i>Average</i>
	Speed (km/h)	127	94
	Red Time	33.92	16.08
1020	INTERSECTION OF BARRY DVE AND MARCUS CLARK		
	Posted Speed Limit:	60 km/h	
	Vehicles Checked		248,573
	Offences Recorded		262
	Red Arrow		0
	Red Light		7
	Red Light & Speeding		0
	Speeding		232
	Infringements Issued		239
		<i>Maximum</i>	<i>Average</i>
	Speed (km/h)	89	72

	Red Time	68.72		27.64	
1021	INTERSECTION OF HINDMARSH DRIVE AND YAMBA DRIVE				
	Posted Speed Limit:	80 km/h			
	Vehicles Checked		264,428		
	Offences Recorded		62		
	Red Arrow		2		
	Red Light		2		
	Red Light & Speeding		0		
	Speeding		43		
	Infringements Issued		47		
		<i>Maximum</i>		<i>Average</i>	
	Speed (km/h)	120		92	
	Red Time	70.98		38.16	
1022	INTERSECTION HINDMARSH DRIVE AND BALL ST				
	Posted Speed Limit:	60 km/h			
	Vehicles Checked		232,010		
	Offences Recorded		2,112		
	Red Arrow		0		
	Red Light		26		
	Red Light & Speeding		0		
	Speeding		1,352		
	Infringements Issued		1,378		
		<i>Maximum</i>		<i>Average</i>	
	Speed (km/h)	101		72	
	Red Time	57.77		24.05	
1023	INTERSECTION HINDMARSH AND NEWCASTLE ST				
	Posted Speed Limit:	80 km/h			
	Vehicles Checked		653		
	Offences Recorded		1,085		
	Red Arrow		269		
	Red Light		84		
	Red Light & Speeding		0		
	Speeding		582		
	Infringements Issued		935		
		<i>Maximum</i>		<i>Average</i>	
	Speed (km/h)	139		93	
	Red Time	599.99		100.61	
SUMMARY					
	Vehicles checked		2,554,999		
	Offences Recorded		5,905		
	Red Light		201		
	Red Arrow		275		
	Red Light & Speeding		1		
	Speeding		4,063		
	Total Infringements Issued		4,540		
	% of checked vehicles offending		0.23%		
	% of offending vehicles issued infringements		76.88%		

39	200705	1001	Intersection Northbourne Avenue and London Circuit	314821.0000
40	200705	1002	Intersection Northbourne Avenue and Barry Drive	412100.0000
41	200705	1004	Intersection Drakeford Drive and Marconi Crescent	296582.0000
42	200705	1006	Intersection of Northbourne Ave, Antill St & Mouat	154279.0000
43	200705	1007	INTERSECTION OF GINNINDERRA AND AIKMAN	261814.0000
44	200705	1008	Intersection of Hindmarsh Dve & Tuggeranong Pwy	209996.0000
45	200705	1011	INTERSECTION OF GINNINDERRA AND COULTER	159743.0000
46	200705	1020	INTERSECTION OF BARRY DVE AND MARCUS CLARK	248573.0000
47	200705	1021	INTERSECTION OF HINDMARSH DRIVE AND YAMBA DRIVE	264428.0000
48	200705	1022	INTERSECTION HINDMARSH DRIVE AND BALL ST	232010.0000
49	200705	1023	INTERSECTION HINDMARSH AND NEWCASTLE ST	653.0000

KeyOff	ID	Month	Site	Offence	Count	Limit	Speed	SumSpeed	Red	SumRed	IntSpeed	MaxSpeed	IntRed	MaxRed	Limit1	KeySpeed	KeyRed
1001Obsct	326	200705	1001	Obscured	5.0000	60.0000	71.0000	211.0000	41.9100	67.2200	-1		-1		60	1001N	1001N
1001Speec	327	200705	1001	Speeding	381.0000	60.0000	92.0000	27315.0000	0.0000	0.0000	92		-1			1001Y	1001N
1001Red L	328	200705	1001	Red Light	15.0000	60.0000	64.0000	667.0000	22.5100	46.3100	92		22.51			1001N	1001Y
1001Unrea	329	200705	1001	Unreadable	76.0000	60.0000	91.0000	5358.0000	12.3500	14.4800	92		22.51			1001N	1001N
1001Misse	330	200705	1001	Missed Target	15.0000	60.0000	76.0000	1061.0000	0.0000	0.0000	92		22.51			1001N	1001N
1001No Nl	331	200705	1001	No Number Plate	2.0000	60.0000	71.0000	140.0000	0.0000	0.0000	92		22.51			1001N	1001N
1001Emerq	332	200705	1001	Emergency Vehicle	17.0000	60.0000	93.0000	1032.0000	45.3900	160.9000	92		22.51			1001N	1001N
1001Flash	333	200705	1001	Flash Not Evident	3.0000	60.0000	75.0000	215.0000	0.0000	0.0000	92		22.51			1001N	1001N
1001Infring	334	200705	1001	Infringement Lapsed	1.0000	60.0000	82.0000	82.0000	0.0000	0.0000	92		22.51			1001N	1001N
1001Motor	335	200705	1001	Motorcycle - Unreadable	9.0000	60.0000	87.0000	670.0000	0.0000	0.0000	92		22.51			1001N	1001N
1001Vehicl	336	200705	1001	Vehicle Description Mismatch	1.0000	60.0000	119.0000	119.0000	0.0000	0.0000	92	92	22.51	22.51		1001N	1001N
1002Obsct	337	200705	1002	Obscured	23.0000	60.0000	78.0000	810.0000	57.9900	424.6800	-1		-1		60	1002N	1002N
1002Speec	338	200705	1002	Speeding	201.0000	60.0000	101.0000	14483.0000	0.0000	0.0000	101		-1			1002Y	1002N
1002Red L	339	200705	1002	Red Light	39.0000	60.0000	66.0000	1177.0000	82.0000	601.1800	101		82			1002N	1002Y
1002Unrea	340	200705	1002	Unreadable	10.0000	60.0000	89.0000	685.0000	0.7600	0.7600	101		82			1002N	1002N
1002Misse	341	200705	1002	Missed Target	11.0000	60.0000	87.0000	809.0000	0.0000	0.0000	101		82			1002N	1002N
1002Emerq	342	200705	1002	Emergency Vehicle	11.0000	60.0000	73.0000	174.0000	73.8400	367.1900	101		82			1002N	1002N
1002Flash	343	200705	1002	Flash Not Evident	1.0000	60.0000	71.0000	71.0000	0.0000	0.0000	101	101	82	82		1002N	1002N
1004Obsct	344	200705	1004	Obscured	9.0000	80.0000	93.0000	736.0000	56.6800	56.6800	-1		-1		80	1004N	1004N
1004Speec	345	200705	1004	Speeding	284.0000	80.0000	112.0000	26119.0000	0.0000	0.0000	112		-1			1004Y	1004N
1004Red A	346	200705	1004	Red Arrow	4.0000	80.0000	18.0000	64.0000	238.5700	486.4700	112		238.57			1004N	1004Y
1004Red L	347	200705	1004	Red Light	8.0000	80.0000	25.0000	131.0000	139.7400	409.2200	112		238.57			1004N	1004Y
1004Unrea	348	200705	1004	Unreadable	26.0000	80.0000	102.0000	2259.0000	160.2400	208.3000	112		238.57			1004N	1004N
1004Misse	349	200705	1004	Missed Target	17.0000	80.0000	110.0000	1584.0000	0.0000	0.0000	112		238.57			1004N	1004N
1004Equip	350	200705	1004	Equipment Error	4.0000	80.0000	92.0000	280.0000	19.4100	19.4100	112		238.57			1004N	1004N
1004No Nl	351	200705	1004	No Number Plate	1.0000	80.0000	90.0000	90.0000	0.0000	0.0000	112		238.57			1004N	1004N
1004Emerq	352	200705	1004	Emergency Vehicle	17.0000	80.0000	111.0000	909.0000	79.0500	407.9300	112		238.57			1004N	1004N
1004Motor	353	200705	1004	Motorcycle - Unreadable	3.0000	80.0000	110.0000	293.0000	0.0000	0.0000	112	112	238.57	238.57		1004N	1004N
1006Obsct	354	200705	1006	Obscured	38.0000	60.0000	84.0000	2673.0000	1.8200	1.8200	-1		-1		60	1006N	1006N
1006Speec	355	200705	1006	Speeding	759.0000	60.0000	89.0000	54514.0000	0.0000	0.0000	89		-1			1006Y	1006N
1006Red L	356	200705	1006	Red Light	2.0000	60.0000	38.0000	38.0000	16.4300	29.0200	89		16.43			1006N	1006Y
1006Unrea	357	200705	1006	Unreadable	60.0000	60.0000	109.0000	4381.0000	0.8600	0.8600	89		16.43			1006N	1006N
1006Misse	358	200705	1006	Missed Target	18.0000	60.0000	86.0000	1086.0000	37.3800	68.8800	89		16.43			1006N	1006N
1006Equip	359	200705	1006	Equipment Error	1.0000	60.0000	74.0000	74.0000	0.0000	0.0000	89		16.43			1006N	1006N
1006No Nl	360	200705	1006	No Number Plate	2.0000	60.0000	78.0000	149.0000	0.0000	0.0000	89		16.43			1006N	1006N
1006Emerq	361	200705	1006	Emergency Vehicle	4.0000	60.0000	76.0000	186.0000	55.7900	59.1000	89		16.43			1006N	1006N
1006Motor	362	200705	1006	Motorcycle - Unreadable	4.0000	60.0000	84.0000	301.0000	0.0000	0.0000	89		16.43			1006N	1006N
1006Vehicl	363	200705	1006	Vehicle Description Mismatch	1.0000	60.0000	72.0000	72.0000	0.0000	0.0000	89	89	16.43	16.43		1006N	1006N
1007Obsct	364	200705	1007	Obscured	4.0000	80.0000	99.0000	372.0000	0.0000	0.0000	-1		-1		80	1007N	1007N
1007Speec	365	200705	1007	Speeding	100.0000	80.0000	121.0000	9250.0000	0.0000	0.0000	121		-1			1007Y	1007N
1007Red L	366	200705	1007	Red Light	5.0000	80.0000	(null)	(null)	18.9100	21.3300	121		18.91			1007N	1007Y
1007Unrea	367	200705	1007	Unreadable	2.0000	80.0000	90.0000	106.0000	25.4800	25.4800	121		18.91			1007N	1007N
1007Emerq	368	200705	1007	Emergency Vehicle	11.0000	80.0000	129.0000	265.0000	49.7900	199.6600	121		18.91			1007N	1007N
1007Red L	369	200705	1007	Red Light & Speeding	1.0000	80.0000	90.0000	90.0000	0.7900	0.7900	121	121	18.91	18.91		1007Y	1007Y
1008Speec	370	200705	1008	Speeding	28.0000	80.0000	103.0000	2585.0000	0.0000	0.0000	103		-1		80	1008Y	1008N
1008Red L	371	200705	1008	Red Light	9.0000	80.0000	69.0000	164.0000	77.1500	217.4700	103		77.15			1008N	1008Y
1008Unrea	372	200705	1008	Unreadable	2.0000	80.0000	93.0000	183.0000	0.0000	0.0000	103		77.15			1008N	1008N
1008Misse	373	200705	1008	Missed Target	8.0000	80.0000	105.0000	714.0000	1.9500	3.7400	103		77.15			1008N	1008N

1008Equip	374	200705	1008	Equipment Error	2.0000	80.0000	47.0000	93.0000	21.1000	35.6500	103	77.15			1008N	1008N
1008Emerg	375	200705	1008	Emergency Vehicle	4.0000	80.0000	111.0000	362.0000	12.0400	12.0400	103	77.15			1008N	1008N
1008Motor	376	200705	1008	Motorcycle - Unreadable	1.0000	80.0000	90.0000	90.0000	0.0000	0.0000	103	77.15	77.15		1008N	1008N
1011Obsct	377	200705	1011	Obscured	3.0000	80.0000	102.0000	282.0000	0.0000	0.0000	-1	-1		80	1011N	1011N
1011Speec	378	200705	1011	Speeding	101.0000	80.0000	127.0000	9447.0000	0.0000	0.0000	127	-1			1011Y	1011N
1011Red L	379	200705	1011	Red Light	4.0000	80.0000	87.0000	228.0000	33.9200	64.3300	127	33.92			1011N	1011Y
1011Unrea	380	200705	1011	Unreadable	4.0000	80.0000	94.0000	305.0000	3.2500	3.2500	127	33.92			1011N	1011N
1011Misse	381	200705	1011	Missed Target	4.0000	80.0000	102.0000	385.0000	0.0000	0.0000	127	33.92			1011N	1011N
1011Equip	382	200705	1011	Equipment Error	1.0000	80.0000	89.0000	89.0000	0.0000	0.0000	127	33.92			1011N	1011N
1011Emerg	383	200705	1011	Emergency Vehicle	6.0000	80.0000	137.0000	503.0000	20.3900	43.5300	127	33.92			1011N	1011N
1011Motor	384	200705	1011	Motorcycle - Unreadable	1.0000	80.0000	90.0000	90.0000	0.0000	0.0000	127	33.92	33.92		1011N	1011N
1020Obsct	385	200705	1020	Obscured	3.0000	60.0000	74.0000	216.0000	0.0000	0.0000	-1	-1		60	1020N	1020N
1020Speec	386	200705	1020	Speeding	232.0000	60.0000	89.0000	16672.0000	0.0000	0.0000	89	-1			1020Y	1020N
1020Red L	387	200705	1020	Red Light	7.0000	60.0000	54.0000	91.0000	68.7200	193.4700	89	68.72			1020N	1020Y
1020Unrea	388	200705	1020	Unreadable	3.0000	60.0000	73.0000	211.0000	0.0000	0.0000	89	68.72			1020N	1020N
1020Misse	389	200705	1020	Missed Target	2.0000	60.0000	(null)	(null)	37.4700	72.3900	89	68.72			1020N	1020N
1020No Nl	390	200705	1020	No Number Plate	2.0000	60.0000	70.0000	139.0000	0.0000	0.0000	89	68.72			1020N	1020N
1020Emerg	391	200705	1020	Emergency Vehicle	8.0000	60.0000	94.0000	527.0000	39.2000	60.2300	89	68.72			1020N	1020N
1020Motor	392	200705	1020	Motorcycle - Unreadable	5.0000	60.0000	92.0000	386.0000	0.0000	0.0000	89	68.72	68.72		1020N	1020N
1021Obsct	393	200705	1021	Obscured	4.0000	80.0000	91.0000	230.0000	155.1600	164.3800	-1	-1		80	1021N	1021N
1021Speec	394	200705	1021	Speeding	43.0000	80.0000	120.0000	3935.0000	0.0000	0.0000	120	-1			1021Y	1021N
1021Red A	395	200705	1021	Red Arrow	2.0000	80.0000	31.0000	60.0000	20.1600	20.9000	120	20.16			1021N	1021Y
1021Red L	396	200705	1021	Red Light	2.0000	80.0000	18.0000	35.0000	70.9800	131.7200	120	70.98			1021N	1021Y
1021Unrea	397	200705	1021	Unreadable	2.0000	80.0000	90.0000	179.0000	0.0000	0.0000	120	70.98			1021N	1021N
1021Misse	398	200705	1021	Missed Target	3.0000	80.0000	47.0000	112.0000	20.1700	37.6200	120	70.98			1021N	1021N
1021Equip	399	200705	1021	Equipment Error	2.0000	80.0000	51.0000	83.0000	232.6300	267.3000	120	70.98			1021N	1021N
1021Emerg	400	200705	1021	Emergency Vehicle	4.0000	80.0000	28.0000	67.0000	224.0000	318.7500	120	70.98	70.98		1021N	1021N
1022Obsct	401	200705	1022	Obscured	24.0000	60.0000	83.0000	1730.0000	0.5000	0.5000	-1	-1		60	1022N	1022N
1022Speec	402	200705	1022	Speeding	#####	60.0000	101.0000	97659.0000	0.2700	0.2700	101	-1			1022Y	1022N
1022Red L	403	200705	1022	Red Light	26.0000	60.0000	(null)	(null)	57.7700	625.3500	101	57.77			1022N	1022Y
1022Unrea	404	200705	1022	Unreadable	644.0000	60.0000	103.0000	45618.0000	17.2900	65.5200	101	57.77			1022N	1022N
1022Misse	405	200705	1022	Missed Target	1.0000	60.0000	73.0000	73.0000	0.0000	0.0000	101	57.77			1022N	1022N
1022Equip	406	200705	1022	Equipment Error	3.0000	60.0000	72.0000	213.0000	0.0000	0.0000	101	57.77			1022N	1022N
1022No Nl	407	200705	1022	No Number Plate	1.0000	60.0000	73.0000	73.0000	0.0000	0.0000	101	57.77			1022N	1022N
1022Emerg	408	200705	1022	Emergency Vehicle	21.0000	60.0000	96.0000	1118.0000	37.9600	166.5800	101	57.77			1022N	1022N
1022Motor	409	200705	1022	Motorcycle - Unreadable	30.0000	60.0000	88.0000	2240.0000	0.0000	0.0000	101	57.77			1022N	1022N
1022Vehicl	410	200705	1022	Vehicle Description Mismatch	10.0000	60.0000	82.0000	741.0000	0.0000	0.0000	101	57.77	57.77		1022N	1022N
1023Obsct	411	200705	1023	Obscured	81.0000	80.0000	114.0000	4123.0000	599.9900	3257.9800	-1	-1		80	1023N	1023N
1023Speec	412	200705	1023	Speeding	582.0000	80.0000	139.0000	54229.0000	0.4600	1.5200	139	-1			1023Y	1023N
1023Red A	413	200705	1023	Red Arrow	269.0000	80.0000	(null)	(null)	599.9900	33497.5900	139	599.99			1023N	1023Y
1023Red L	414	200705	1023	Red Light	84.0000	80.0000	(null)	(null)	599.9900	2017.6300	139	599.99			1023N	1023Y
1023Unrea	415	200705	1023	Unreadable	35.0000	80.0000	97.0000	1188.0000	599.9900	2588.4800	139	599.99			1023N	1023N
1023Misse	416	200705	1023	Missed Target	7.0000	80.0000	(null)	(null)	450.5700	1093.3100	139	599.99			1023N	1023N
1023Equip	417	200705	1023	Equipment Error	7.0000	80.0000	95.0000	276.0000	354.6300	383.0400	139	599.99			1023N	1023N
1023No Nl	418	200705	1023	No Number Plate	7.0000	80.0000	106.0000	302.0000	587.6200	928.9000	139	599.99			1023N	1023N
1023Emerg	419	200705	1023	Emergency Vehicle	4.0000	80.0000	91.0000	91.0000	55.2600	72.9800	139	599.99			1023N	1023N
1023Infring	420	200705	1023	Infringement Lapsed	1.0000	80.0000	(null)	(null)	42.1300	42.1300	139	599.99			1023N	1023N
1023Incorr	421	200705	1023	Incorrect Signal State	2.0000	80.0000	(null)	(null)	599.9900	711.7800	139	599.99			1023	1023
1023Motor	422	200705	1023	Motorcycle - Unreadable	5.0000	80.0000	112.0000	494.0000	0.0000	0.0000	139	599.99			1023N	1023N

1023Vehicl	423 200705	1023	Vehicle Description Mismatch	1.0000	80.0000	90.0000	90.0000	0.0000	0.0000	139	139	599.99	599.99	1023N	1023N
										0		0		0	

Offence	Speeding	RedLight
Emergency Vehicle	N	N
Equipment Error	N	N
Flash Not Evident	N	N
Infringement Lapsed	N	N
Missed Target	N	N
Motorcycle - Unreadable	N	N
No Number Plate	N	N
Obscured	N	N
Red Arrow	N	Y
Red Light	N	Y
Red Light & Speeding	Y	Y
Speeding	Y	N
Target Angle Acute	N	N
Unreadable	N	N
Vehicle Description Mismatch	N	N

Statistics Report - Fixed Sites

November 2007

1001	Intersection Northbourne Avenue and London Circuit				
	Posted Speed Limit:	60 km/h			
	Vehicles Checked		410,568		
	Offences Recorded		460		
	Red Arrow		2		
	Red Light		21		
	Red Light & Speeding		1		
	Speeding		378		
	Infringements Issued		402		
		<i>Maximum</i>		<i>Average</i>	
	Speed (km/h)	97		71	
	Red Time	70.43		12.89	
1002	Intersection Northbourne Avenue and Barry Drive				
	Posted Speed Limit:	60 km/h			
	Vehicles Checked		469,817		
	Offences Recorded		222		
	Red Arrow		0		
	Red Light		32		
	Red Light & Speeding		0		
	Speeding		124		
	Infringements Issued		156		
		<i>Maximum</i>		<i>Average</i>	
	Speed (km/h)	96		72	
	Red Time	73.16		22.53	
1004	Intersection Drakeford Drive and Marconi Crescent				
	Posted Speed Limit:	80 km/h			
	Vehicles Checked		281,213		
	Offences Recorded		246		
	Red Arrow		3		
	Red Light		4		
	Red Light & Speeding		0		
	Speeding		186		
	Infringements Issued		193		
		<i>Maximum</i>		<i>Average</i>	
	Speed (km/h)	122		92	
	Red Time	166.36		70.12	
1006	Intersection of Northbourne Ave, Antill St & Mouat				
	Posted Speed Limit:	60 km/h			
	Vehicles Checked		160,289		
	Offences Recorded		613		
	Red Arrow		0		
	Red Light		2		
	Red Light & Speeding		0		
	Speeding		532		
	Infringements Issued		534		
		<i>Maximum</i>		<i>Average</i>	
	Speed (km/h)	89		72	
	Red Time	57.79		36.89	
1007	INTERSECTION OF GINNINDERRA AND AIKMAN				
	Posted Speed Limit:	80 km/h			
	Vehicles Checked		246,741		
	Offences Recorded		102		
	Red Arrow		0		
	Red Light		5		
	Red Light & Speeding		0		
	Speeding		79		
	Infringements Issued		84		
		<i>Maximum</i>		<i>Average</i>	
	Speed (km/h)	114		93	
	Red Time	12.03		6.22	
1008	Intersection of Hindmarsh Dve & Tuggeranong Pwy				
	Posted Speed Limit:	80 km/h			
	Vehicles Checked		233,300		
	Offences Recorded		31		

	Red Arrow		0	
	Red Light		8	
	Red Light & Speeding		0	
	Speeding		16	
	Infringements Issued		24	
		<i>Maximum</i>		<i>Average</i>
	Speed (km/h)	100		92
	Red Time	36.71		22.63
1011	INTERSECTION OF GINNINDERRA AND COULTER			
	Posted Speed Limit:	80 km/h		
	Vehicles Checked		172,746	
	Offences Recorded		98	
	Red Arrow		0	
	Red Light		4	
	Red Light & Speeding		0	
	Speeding		70	
	Infringements Issued		74	
		<i>Maximum</i>		<i>Average</i>
	Speed (km/h)	121		92
	Red Time	36.55		21.87
1020	INTERSECTION OF BARRY DVE AND MARCUS CLARK			
	Posted Speed Limit:	60 km/h		
	Vehicles Checked		248,891	
	Offences Recorded		342	
	Red Arrow		0	
	Red Light		11	
	Red Light & Speeding		0	
	Speeding		309	
	Infringements Issued		320	
		<i>Maximum</i>		<i>Average</i>
	Speed (km/h)	91		71
	Red Time	53.16		11.76
1021	INTERSECTION OF HINDMARSH DRIVE AND YAMBA DRIVE			
	Posted Speed Limit:	80 km/h		
	Vehicles Checked		304,024	
	Offences Recorded		46	
	Red Arrow		2	
	Red Light		5	
	Red Light & Speeding		0	
	Speeding		19	
	Infringements Issued		26	
		<i>Maximum</i>		<i>Average</i>
	Speed (km/h)	98		92
	Red Time	223.11		64.72
1022	INTERSECTION HINDMARSH DRIVE AND BALL ST			
	Posted Speed Limit:	60 km/h		
	Vehicles Checked		242,347	
	Offences Recorded		1,081	
	Red Arrow		0	
	Red Light		25	
	Red Light & Speeding		0	
	Speeding		426	
	Infringements Issued		451	
		<i>Maximum</i>		<i>Average</i>
	Speed (km/h)	95		72
	Red Time	64.93		20.60
1023	INTERSECTION HINDMARSH AND NEWCASTLE ST			
	Posted Speed Limit:	80 km/h		
	Vehicles Checked		365,043	
	Offences Recorded		328	
	Red Arrow		128	
	Red Light		36	
	Red Light & Speeding		0	
	Speeding		106	
	Infringements Issued		270	
		<i>Maximum</i>		<i>Average</i>
	Speed (km/h)	116		94
	Red Time	599.99		57.14
1024	INTERSECTION CANBERRA AVE AND CAPTAIN COOK CRES			
	Posted Speed Limit:	60 km/h		
	Vehicles Checked		302,969	

	Offences Recorded		1,051	
	Red Arrow		0	
	Red Light		197	
	Red Light & Speeding		0	
	Speeding		194	
	Infringements Issued		391	
		<i>Maximum</i>		<i>Average</i>
	Speed (km/h)	86		72
	Red Time	87.97		12.26
1025	INTERSECTION OF GUNDAROO DRIVE AND GUNGAHLIN DRIVE			
	Posted Speed Limit:	80 km/h		
	Vehicles Checked		170,865	
	Offences Recorded		623	
	Red Arrow		167	
	Red Light		170	
	Red Light & Speeding		0	
	Speeding		23	
	Infringements Issued		360	
		<i>Maximum</i>		<i>Average</i>
	Speed (km/h)	113		96
	Red Time	599.99		101.94
1031	BETWEEN ANTILL STREET AND MAJURA ROAD			
	Posted Speed Limit:	80 km/h		
	Vehicles Checked		144,924	
	Offences Recorded		1,266	
	Red Arrow		0	
	Red Light		0	
	Red Light & Speeding		0	
	Speeding		1,201	
	Infringements Issued		1,201	
		<i>Maximum</i>		<i>Average</i>
	Speed (km/h)	131		93
	Red Time	None		N/A
1034	NEAR COTTER ROAD OVERPASS (NORTHBOUND)			
	Posted Speed Limit:	100 km/h		
	Vehicles Checked		434,582	
	Offences Recorded		357	
	Red Arrow		0	
	Red Light		0	
	Red Light & Speeding		0	
	Speeding		315	
	Infringements Issued		315	
		<i>Maximum</i>		<i>Average</i>
	Speed (km/h)	144		116
	Red Time	None		N/A
1035	NEAR COTTER ROAD OVERPASS (SOUTHBOUND)			
	Posted Speed Limit:	100 km/h		
	Vehicles Checked		431,393	
	Offences Recorded		485	
	Red Arrow		0	
	Red Light		0	
	Red Light & Speeding		0	
	Speeding		447	
	Infringements Issued		447	
		<i>Maximum</i>		<i>Average</i>
	Speed (km/h)	163		116
	Red Time	None		N/A
SUMMARY				
	Vehicles checked		4,619,712	
	Offences Recorded		7,351	
	Red Light		520	
	Red Arrow		302	
	Red Light & Speeding		1	
	Speeding		4,425	
	Total Infringements Issued		5,248	
	% of checked vehicles offending		0.16%	
	% of offending vehicles issued infringements		71.39%	

120	200711	1001	Intersection Northbourne Avenue and London Circuit	410568.0000
121	200711	1002	Intersection Northbourne Avenue and Barry Drive	469817.0000
122	200711	1004	Intersection Drakeford Drive and Marconi Crescent	281213.0000
123	200711	1006	Intersection of Northbourne Ave, Antill St & Mouat	160289.0000
124	200711	1007	INTERSECTION OF GINNINDERRA AND AIKMAN	246741.0000
125	200711	1008	Intersection of Hindmarsh Dve & Tuggeranong Pwy	233300.0000
126	200711	1011	INTERSECTION OF GINNINDERRA AND COULTER	172746.0000
127	200711	1020	INTERSECTION OF BARRY DVE AND MARCUS CLARK	248891.0000
128	200711	1021	INTERSECTION OF HINDMARSH DRIVE AND YAMBA DRIVE	304024.0000
129	200711	1022	INTERSECTION HINDMARSH DRIVE AND BALL ST	242347.0000
130	200711	1023	INTERSECTION HINDMARSH AND NEWCASTLE ST	365043.0000
131	200711	1024	INTERSECTION CANBERRA AVE AND CAPTAIN COOK CRES	302969.0000
132	200711	1025	INTERSECTION OF GUNDAROO DRIVE AND GUNGAHLIN DRIVE	170865.0000
133	200711	1031	BETWEEN ANTILL STREET AND MAJURA ROAD	144924.0000
134	200711	1034	NEAR COTTER ROAD OVERPASS (NORTHBOUND)	434582.0000
135	200711	1035	NEAR COTTER ROAD OVERPASS (SOUTHBOUND)	431393.0000

KeyOff	ID	Month	Site	Offence	Count	Limit	Speed	SumSpeed	Red	SumRed	IntSpeed	MaxSpeed	IntRed	MaxRed	Limit1	KeySpeed	KeyRed
1001Obsc	1011	200711	1001	Obscured	9.0000	60.0000	82.0000	654.0000	0.0000	0.0000	-1		-1		60	1001N	1001N
1001Speec	1012	200711	1001	Speeding	378.0000	60.0000	97.0000	26923.0000	0.0000	0.0000	97		-1			1001Y	1001N
1001Red A	1013	200711	1001	Red Arrow	2.0000	60.0000	41.0000	41.0000	44.4100	45.0800	97		44.41			1001N	1001Y
1001Red L	1014	200711	1001	Red Light	21.0000	60.0000	57.0000	497.0000	70.4300	263.2500	97		70.43			1001N	1001Y
1001Unrea	1015	200711	1001	Unreadable	20.0000	60.0000	91.0000	1313.0000	10.6600	11.3700	97		70.43			1001N	1001N
1001Misse	1016	200711	1001	Missed Target	8.0000	60.0000	83.0000	523.0000	4.8300	4.8300	97		70.43			1001N	1001N
1001No Nl	1017	200711	1001	No Number Plate	2.0000	60.0000	74.0000	93.0000	35.5100	35.5100	97		70.43			1001N	1001N
1001Emerg	1018	200711	1001	Emergency Vehicle	11.0000	60.0000	92.0000	385.0000	47.6700	196.1600	97		70.43			1001N	1001N
1001Infring	1019	200711	1001	Infringement Lapsed	1.0000	60.0000	71.0000	71.0000	0.0000	0.0000	97		70.43			1001N	1001N
1001Red L	1020	200711	1001	Red Light & Speeding	1.0000	60.0000	72.0000	72.0000	0.9500	0.9500	97		70.43			1001Y	1001Y
1001Motor	1021	200711	1001	Motorcycle - Unreadable	2.0000	60.0000	77.0000	151.0000	0.0000	0.0000	97		70.43			1001N	1001N
1001Vehicl	1022	200711	1001	Vehicle Description Mismatch	5.0000	60.0000	80.0000	367.0000	0.0000	0.0000	97	97	70.43	70.43		1001N	1001N
1002Obsc	1023	200711	1002	Obscured	31.0000	60.0000	85.0000	329.0000	55.1900	991.3700	-1		-1		60	1002N	1002N
1002Speec	1024	200711	1002	Speeding	124.0000	60.0000	96.0000	8868.0000	0.0000	0.0000	96		-1			1002Y	1002N
1002Red L	1025	200711	1002	Red Light	32.0000	60.0000	65.0000	875.0000	73.1600	720.8000	96		73.16			1002N	1002Y
1002Unrea	1026	200711	1002	Unreadable	3.0000	60.0000	71.0000	210.0000	0.0000	0.0000	96		73.16			1002N	1002N
1002Misse	1027	200711	1002	Missed Target	11.0000	60.0000	75.0000	771.0000	1.3500	1.3500	96		73.16			1002N	1002N
1002Emerg	1028	200711	1002	Emergency Vehicle	17.0000	60.0000	117.0000	339.0000	58.3500	415.5100	96		73.16			1002N	1002N
1002Incorr	1029	200711	1002	Incorrect Signal State	1.0000	60.0000	(null)	(null)	27.4400	27.4400	96		73.16			1002	1002
1002Motor	1030	200711	1002	Motorcycle - Unreadable	1.0000	60.0000	75.0000	75.0000	0.0000	0.0000	96		73.16			1002N	1002N
1002Vehicl	1031	200711	1002	Vehicle Description Mismatch	2.0000	60.0000	86.0000	86.0000	0.5900	0.5900	96	96	73.16	73.16		1002N	1002N
1004Obsc	1032	200711	1004	Obscured	6.0000	80.0000	92.0000	476.0000	24.1200	24.1200	-1		-1		80	1004N	1004N
1004Speec	1033	200711	1004	Speeding	186.0000	80.0000	122.0000	17144.0000	0.0000	0.0000	122		-1			1004Y	1004N
1004Red A	1034	200711	1004	Red Arrow	3.0000	80.0000	28.0000	59.0000	166.3600	336.9900	122		166.36			1004N	1004Y
1004Red L	1035	200711	1004	Red Light	4.0000	80.0000	30.0000	74.0000	46.3400	153.8400	122		166.36			1004N	1004Y
1004Unrea	1036	200711	1004	Unreadable	19.0000	80.0000	96.0000	1674.0000	89.2100	89.2100	122		166.36			1004N	1004N
1004Misse	1037	200711	1004	Missed Target	8.0000	80.0000	103.0000	662.0000	3.0600	5.6700	122		166.36			1004N	1004N
1004Equip	1038	200711	1004	Equipment Error	2.0000	80.0000	18.0000	33.0000	34.4900	40.1800	122		166.36			1004N	1004N
1004Emerg	1039	200711	1004	Emergency Vehicle	15.0000	80.0000	124.0000	940.0000	51.3300	256.6100	122		166.36			1004N	1004N
1004Targe	1040	200711	1004	Target Angle Acute	1.0000	80.0000	89.0000	89.0000	0.0000	0.0000	122		166.36			1004N	1004N
1004Vehicl	1041	200711	1004	Vehicle Description Mismatch	2.0000	80.0000	90.0000	124.0000	2.4800	2.4800	122	122	166.36	166.36		1004N	1004N
1006Obsc	1042	200711	1006	Obscured	25.0000	60.0000	81.0000	1732.0000	71.9100	71.9100	-1		-1		60	1006N	1006N
1006Speec	1043	200711	1006	Speeding	532.0000	60.0000	89.0000	38267.0000	0.0000	0.0000	89		-1			1006Y	1006N
1006Red L	1044	200711	1006	Red Light	2.0000	60.0000	(null)	(null)	57.7900	73.7800	89		57.79			1006N	1006Y
1006Unrea	1045	200711	1006	Unreadable	20.0000	60.0000	77.0000	1429.0000	0.0000	0.0000	89		57.79			1006N	1006N
1006Misse	1046	200711	1006	Missed Target	21.0000	60.0000	93.0000	1522.0000	0.0000	0.0000	89		57.79			1006N	1006N
1006Emerg	1047	200711	1006	Emergency Vehicle	7.0000	60.0000	103.0000	282.0000	35.5500	115.1600	89		57.79			1006N	1006N
1006Motor	1048	200711	1006	Motorcycle - Unreadable	4.0000	60.0000	77.0000	293.0000	0.0000	0.0000	89		57.79			1006N	1006N
1006Vehicl	1049	200711	1006	Vehicle Details Withheld	1.0000	60.0000	69.0000	69.0000	0.0000	0.0000	89		57.79			1006	1006
1006Vehicl	1050	200711	1006	Vehicle Description Mismatch	1.0000	60.0000	72.0000	72.0000	0.0000	0.0000	89	89	57.79	57.79		1006N	1006N
1007Speec	1051	200711	1007	Speeding	79.0000	80.0000	114.0000	7335.0000	0.0000	0.0000	114		-1		80	1007Y	1007N
1007Red L	1052	200711	1007	Red Light	5.0000	80.0000	20.0000	20.0000	12.0300	31.1000	114		12.03			1007N	1007Y
1007Unrea	1053	200711	1007	Unreadable	2.0000	80.0000	98.0000	188.0000	0.0000	0.0000	114		12.03			1007N	1007N
1007Misse	1054	200711	1007	Missed Target	3.0000	80.0000	100.0000	197.0000	2.2300	2.2300	114		12.03			1007N	1007N
1007Emerg	1055	200711	1007	Emergency Vehicle	9.0000	80.0000	72.0000	108.0000	32.9500	154.4200	114		12.03			1007N	1007N
1007Flash	1056	200711	1007	Flash Not Evident	2.0000	80.0000	90.0000	179.0000	0.0000	0.0000	114		12.03			1007N	1007N
1007Vehicl	1057	200711	1007	Vehicle Description Mismatch	2.0000	80.0000	91.0000	158.0000	2.3500	2.3500	114	114	12.03	12.03		1007N	1007N
1008Obsc	1058	200711	1008	Obscured	1.0000	80.0000	(null)	(null)	34.2300	34.2300	-1		-1		80	1008N	1008N

1008Speec	1059	200711	1008	Speeding	16.0000	80.0000	100.0000	1474.0000	0.0000	0.0000	100	-1			1008Y	1008N
1008Red L	1060	200711	1008	Red Light	8.0000	80.0000	76.0000	193.0000	36.7100	181.0200	100	36.71			1008N	1008Y
1008Unrea	1061	200711	1008	Unreadable	1.0000	80.0000	97.0000	97.0000	0.0000	0.0000	100	36.71			1008N	1008N
1008Misse	1062	200711	1008	Missed Target	1.0000	80.0000	69.0000	69.0000	2.1000	2.1000	100	36.71			1008N	1008N
1008Equip	1063	200711	1008	Equipment Error	1.0000	80.0000	59.0000	59.0000	0.6700	0.6700	100	36.71			1008N	1008N
1008Emerg	1064	200711	1008	Emergency Vehicle	3.0000	80.0000	118.0000	260.0000	27.5500	27.5500	100	36.71	36.71		1008N	1008N
1011Speec	1065	200711	1011	Speeding	70.0000	80.0000	121.0000	6457.0000	0.0000	0.0000	121	-1		80	1011Y	1011N
1011Red L	1066	200711	1011	Red Light	4.0000	80.0000	(null)	(null)	36.5500	87.4800	121	36.55			1011N	1011Y
1011Unrea	1067	200711	1011	Unreadable	2.0000	80.0000	93.0000	184.0000	0.0000	0.0000	121	36.55			1011N	1011N
1011Misse	1068	200711	1011	Missed Target	3.0000	80.0000	90.0000	90.0000	5.1500	6.8100	121	36.55			1011N	1011N
1011Emerg	1069	200711	1011	Emergency Vehicle	14.0000	80.0000	113.0000	754.0000	49.3100	189.6500	121	36.55			1011N	1011N
1011Flash	1070	200711	1011	Flash Not Evident	1.0000	80.0000	100.0000	100.0000	0.0000	0.0000	121	36.55			1011N	1011N
1011Motor	1071	200711	1011	Motorcycle - Unreadable	1.0000	80.0000	92.0000	92.0000	0.0000	0.0000	121	36.55			1011N	1011N
1011Vehicl	1072	200711	1011	Vehicle Description Mismatch	3.0000	80.0000	110.0000	293.0000	1.7000	1.7000	121	36.55	36.55		1011N	1011N
1020Obsct	1073	200711	1020	Obscured	4.0000	60.0000	70.0000	278.0000	0.0000	0.0000	-1	-1		60	1020N	1020N
1020Speec	1074	200711	1020	Speeding	309.0000	60.0000	91.0000	22023.0000	0.0000	0.0000	91	-1			1020Y	1020N
1020Red L	1075	200711	1020	Red Light	11.0000	60.0000	65.0000	361.0000	53.1600	129.3600	91	53.16			1020N	1020Y
1020Unrea	1076	200711	1020	Unreadable	4.0000	60.0000	77.0000	295.0000	0.0000	0.0000	91	53.16			1020N	1020N
1020Misse	1077	200711	1020	Missed Target	2.0000	60.0000	69.0000	136.0000	2.1100	2.1100	91	53.16			1020N	1020N
1020Emerg	1078	200711	1020	Emergency Vehicle	11.0000	60.0000	88.0000	563.0000	32.8800	85.4900	91	53.16			1020N	1020N
1020Motor	1079	200711	1020	Motorcycle - Unreadable	1.0000	60.0000	76.0000	76.0000	0.0000	0.0000	91	53.16	53.16		1020N	1020N
1021Speec	1080	200711	1021	Speeding	19.0000	80.0000	98.0000	1749.0000	0.0000	0.0000	98	-1		80	1021Y	1021N
1021Red A	1081	200711	1021	Red Arrow	2.0000	80.0000	31.0000	54.0000	223.1100	225.9900	98	223.11			1021N	1021Y
1021Red L	1082	200711	1021	Red Light	5.0000	80.0000	48.0000	83.0000	68.2500	227.0300	98	223.11			1021N	1021Y
1021Unrea	1083	200711	1021	Unreadable	1.0000	80.0000	(null)	(null)	68.1000	68.1000	98	223.11			1021N	1021N
1021Misse	1084	200711	1021	Missed Target	1.0000	80.0000	91.0000	91.0000	0.0000	0.0000	98	223.11			1021N	1021N
1021Equip	1085	200711	1021	Equipment Error	17.0000	80.0000	67.0000	580.0000	89.1500	611.7100	98	223.11			1021N	1021N
1021Emerg	1086	200711	1021	Emergency Vehicle	1.0000	80.0000	22.0000	22.0000	28.8600	28.8600	98	223.11	223.11		1021N	1021N
1022Obsct	1087	200711	1022	Obscured	12.0000	60.0000	82.0000	803.0000	21.3000	21.3000	-1	-1		60	1022N	1022N
1022Speec	1088	200711	1022	Speeding	426.0000	60.0000	95.0000	30517.0000	0.0000	0.0000	95	-1			1022Y	1022N
1022Red L	1089	200711	1022	Red Light	25.0000	60.0000	(null)	(null)	64.9300	515.0200	95	64.93			1022N	1022Y
1022Unrea	1090	200711	1022	Unreadable	592.0000	60.0000	94.0000	42242.0000	22.0600	45.2300	95	64.93			1022N	1022N
1022Misse	1091	200711	1022	Missed Target	2.0000	60.0000	(null)	(null)	62.6700	116.1000	95	64.93			1022N	1022N
1022No Pl	1092	200711	1022	No Number Plate	2.0000	60.0000	71.0000	140.0000	0.0000	0.0000	95	64.93			1022N	1022N
1022Emerg	1093	200711	1022	Emergency Vehicle	10.0000	60.0000	94.0000	394.0000	70.8600	260.3400	95	64.93			1022N	1022N
1022Motor	1094	200711	1022	Motorcycle - Unreadable	11.0000	60.0000	77.0000	791.0000	0.0000	0.0000	95	64.93			1022N	1022N
1022Vehicl	1095	200711	1022	Vehicle Description Mismatch	1.0000	60.0000	74.0000	74.0000	0.0000	0.0000	95	64.93	64.93		1022N	1022N
1023Obsct	1096	200711	1023	Obscured	21.0000	80.0000	101.0000	459.0000	330.0100	962.2800	-1	-1		80	1023N	1023N
1023Speec	1097	200711	1023	Speeding	106.0000	80.0000	116.0000	9920.0000	0.0000	0.0000	116	-1			1023Y	1023N
1023Red A	1098	200711	1023	Red Arrow	128.0000	80.0000	(null)	(null)	599.9900	8296.2700	116	599.99			1023N	1023Y
1023Red L	1099	200711	1023	Red Light	36.0000	80.0000	(null)	(null)	599.9900	1074.5000	116	599.99			1023N	1023Y
1023Unrea	1100	200711	1023	Unreadable	24.0000	80.0000	100.0000	748.0000	469.5200	1625.3800	116	599.99			1023N	1023N
1023Misse	1101	200711	1023	Missed Target	5.0000	80.0000	(null)	(null)	85.3900	108.6300	116	599.99			1023N	1023N
1023No Pl	1102	200711	1023	No Number Plate	2.0000	80.0000	(null)	(null)	80.9700	83.2600	116	599.99			1023N	1023N
1023Motor	1103	200711	1023	Motorcycle - Unreadable	4.0000	80.0000	98.0000	371.0000	0.0000	0.0000	116	599.99			1023N	1023N
1023Vehicl	1104	200711	1023	Vehicle Details Withheld	1.0000	80.0000	109.0000	109.0000	0.0000	0.0000	116	599.99			1023	1023
1023Vehicl	1105	200711	1023	Vehicle Description Mismatch	1.0000	80.0000	111.0000	111.0000	0.0000	0.0000	116	599.99	599.99		1023N	1023N
1024Obsct	1106	200711	1024	Obscured	14.0000	60.0000	82.0000	225.0000	45.5300	131.7100	-1	-1		60	1024N	1024N
1024Speec	1107	200711	1024	Speeding	194.0000	60.0000	86.0000	13989.0000	0.5000	2.1100	86	-1			1024Y	1024N

1024Red L	1108	200711	1024	Red Light	197.0000	60.0000	5.0000	5.0000	87.9700	2415.1300	86	87.97			1024N	1024Y	
1024Unrea	1109	200711	1024	Unreadable	610.0000	60.0000	95.0000	28302.0000	599.9900	17338.1200	86	87.97			1024N	1024N	
1024Misse	1110	200711	1024	Missed Target	5.0000	60.0000	(null)	(null)	599.9900	1102.9400	86	87.97			1024N	1024N	
1024Equip	1111	200711	1024	Equipment Error	1.0000	60.0000	(null)	(null)	1.5100	1.5100	86	87.97			1024N	1024N	
1024No Pl	1112	200711	1024	No Number Plate	2.0000	60.0000	71.0000	71.0000	0.5100	0.5100	86	87.97			1024N	1024N	
1024Emerg	1113	200711	1024	Emergency Vehicle	23.0000	60.0000	96.0000	780.0000	566.2700	1037.4000	86	87.97			1024N	1024N	
1024Motor	1114	200711	1024	Motorcycle - Unreadable	4.0000	60.0000	75.0000	216.0000	0.9100	0.9100	86	87.97			1024N	1024N	
1024Vehicl	1115	200711	1024	Vehicle Description Mismatch	1.0000	60.0000	(null)	(null)	9.8200	9.8200	86	87.97	86	87.97	87.97	1024N	1024N
1025Obsct	1116	200711	1025	Obscured	77.0000	80.0000	90.0000	90.0000	599.9900	6411.1800	-1	-1			80	1025N	1025N
1025Speec	1117	200711	1025	Speeding	23.0000	80.0000	113.0000	2201.0000	0.3300	0.3600	113	-1				1025Y	1025N
1025Red A	1118	200711	1025	Red Arrow	167.0000	80.0000	(null)	(null)	599.9900	23486.9500	113	599.99				1025N	1025Y
1025Red L	1119	200711	1025	Red Light	170.0000	80.0000	(null)	(null)	599.9900	10865.8900	113	599.99				1025N	1025Y
1025Unrea	1120	200711	1025	Unreadable	139.0000	80.0000	103.0000	1493.0000	599.9900	16215.9500	113	599.99				1025N	1025N
1025Misse	1121	200711	1025	Missed Target	32.0000	80.0000	(null)	(null)	599.9900	3430.6500	113	599.99				1025N	1025N
1025No Pl	1122	200711	1025	No Number Plate	1.0000	80.0000	(null)	(null)	38.4400	38.4400	113	599.99				1025N	1025N
1025Emerg	1123	200711	1025	Emergency Vehicle	9.0000	80.0000	107.0000	107.0000	122.2800	533.9200	113	599.99				1025N	1025N
1025Motor	1124	200711	1025	Motorcycle - Towards	1.0000	80.0000	(null)	(null)	22.8400	22.8400	113	599.99				1025	1025
1025Motor	1125	200711	1025	Motorcycle - Unreadable	1.0000	80.0000	93.0000	93.0000	0.0000	0.0000	113	599.99				1025N	1025N
1025Vehicl	1126	200711	1025	Vehicle Details Withheld	1.0000	80.0000	(null)	(null)	195.5500	195.5500	113	599.99				1025	1025
1025Vehicl	1127	200711	1025	Vehicle Description Mismatch	2.0000	80.0000	(null)	(null)	72.4400	93.3700	113	599.99	113	599.99	599.99	1025N	1025N
1031Obsct	1128	200711	1031	Obscured	23.0000	80.0000	104.0000	2142.0000	0.0000	0.0000	-1	-1			80	1031N	1031N
1031Speec	1129	200711	1031	Speeding	#####	80.0000	131.0000	#####	0.0000	0.0000	131	-1				1031Y	1031N
1031Unrea	1130	200711	1031	Unreadable	30.0000	80.0000	105.0000	2796.0000	0.0000	0.0000	131	-1				1031N	1031N
1031Misse	1131	200711	1031	Missed Target	1.0000	80.0000	89.0000	89.0000	0.0000	0.0000	131	-1				1031N	1031N
1031Equip	1132	200711	1031	Equipment Error	1.0000	80.0000	93.0000	93.0000	0.0000	0.0000	131	-1				1031N	1031N
1031No Pl	1133	200711	1031	No Number Plate	4.0000	80.0000	112.0000	385.0000	0.0000	0.0000	131	-1				1031N	1031N
1031Emerg	1134	200711	1031	Emergency Vehicle	2.0000	80.0000	111.0000	209.0000	0.0000	0.0000	131	-1				1031N	1031N
1031Motor	1135	200711	1031	Motorcycle - Unreadable	3.0000	80.0000	102.0000	290.0000	0.0000	0.0000	131	-1				1031N	1031N
1031Vehicl	1136	200711	1031	Vehicle Details Withheld	1.0000	80.0000	92.0000	92.0000	0.0000	0.0000	131	131	0	0		1031	1031
1034Obsct	1137	200711	1034	Obscured	6.0000	100.0000	132.0000	712.0000	0.0000	0.0000	-1	-1			100	1034N	1034N
1034Speec	1138	200711	1034	Speeding	315.0000	100.0000	144.0000	36554.0000	0.0000	0.0000	144	-1				1034Y	1034N
1034Unrea	1139	200711	1034	Unreadable	21.0000	100.0000	158.0000	2542.0000	0.0000	0.0000	144	-1				1034N	1034N
1034No Pl	1140	200711	1034	No Number Plate	3.0000	100.0000	128.0000	368.0000	0.0000	0.0000	144	-1				1034N	1034N
1034Emerg	1141	200711	1034	Emergency Vehicle	2.0000	100.0000	130.0000	250.0000	0.0000	0.0000	144	-1				1034N	1034N
1034Vehicl	1142	200711	1034	Vehicle Description Mismatch	10.0000	100.0000	135.0000	1231.0000	0.0000	0.0000	144	144	-1	-1		1034N	1034N
1035Obsct	1143	200711	1035	Obscured	9.0000	100.0000	153.0000	1079.0000	0.0000	0.0000	-1	-1			100	1035N	1035N
1035Speec	1144	200711	1035	Speeding	447.0000	100.0000	163.0000	51900.0000	0.0000	0.0000	163	-1				1035Y	1035N
1035Unrea	1145	200711	1035	Unreadable	19.0000	100.0000	153.0000	2269.0000	0.0000	0.0000	163	-1				1035N	1035N
1035No Pl	1146	200711	1035	No Number Plate	1.0000	100.0000	128.0000	128.0000	0.0000	0.0000	163	-1				1035N	1035N
1035Emerg	1147	200711	1035	Emergency Vehicle	2.0000	100.0000	145.0000	290.0000	0.0000	0.0000	163	-1				1035N	1035N
1035Motor	1148	200711	1035	Motorcycle - Unreadable	1.0000	100.0000	116.0000	116.0000	0.0000	0.0000	163	-1				1035N	1035N
1035Vehicl	1149	200711	1035	Vehicle Description Mismatch	6.0000	100.0000	127.0000	733.0000	0.0000	0.0000	163	163	-1	-1		1035N	1035N
											0	0			0		

Offence	Speeding	RedLight
Emergency Vehicle	N	N
Equipment Error	N	N
Flash Not Evident	N	N
Infringement Lapsed	N	N
Missed Target	N	N
Motorcycle - Unreadable	N	N
No Number Plate	N	N
Obscured	N	N
Red Arrow	N	Y
Red Light	N	Y
Red Light & Speeding	Y	Y
Speeding	Y	N
Target Angle Acute	N	N
Unreadable	N	N
Vehicle Description Mismatch	N	N

Statistics Report - Fixed Sites

October 2007

1001	Intersection Northbourne Avenue and London Circuit		
	Posted Speed Limit:	60 km/h	
	Vehicles Checked		429,493
	Offences Recorded		426
	Red Arrow		0
	Red Light		20
	Red Light & Speeding		0
	Speeding		348
	Infringements Issued		368
		<i>Maximum</i>	<i>Average</i>
	Speed (km/h)	117	72
	Red Time	41.07	9.78
1002	Intersection Northbourne Avenue and Barry Drive		
	Posted Speed Limit:	60 km/h	
	Vehicles Checked		498,839
	Offences Recorded		207
	Red Arrow		0
	Red Light		24
	Red Light & Speeding		1
	Speeding		112
	Infringements Issued		137
		<i>Maximum</i>	<i>Average</i>
	Speed (km/h)	90	72
	Red Time	82.47	24.96
1004	Intersection Drakeford Drive and Marconi Crescent		
	Posted Speed Limit:	80 km/h	
	Vehicles Checked		261,042
	Offences Recorded		202
	Red Arrow		1
	Red Light		2
	Red Light & Speeding		0
	Speeding		155
	Infringements Issued		158
		<i>Maximum</i>	<i>Average</i>
	Speed (km/h)	106	91
	Red Time	104.61	60.76
1006	Intersection of Northbourne Ave, Antill St & Mouat		
	Posted Speed Limit:	60 km/h	
	Vehicles Checked		237,758
	Offences Recorded		565
	Red Arrow		0
	Red Light		3
	Red Light & Speeding		0
	Speeding		502
	Infringements Issued		505
		<i>Maximum</i>	<i>Average</i>
	Speed (km/h)	97	72
	Red Time	43.78	35.01
1007	INTERSECTION OF GINNINDERRA AND AIKMAN		
	Posted Speed Limit:	80 km/h	
	Vehicles Checked		284,441
	Offences Recorded		66
	Red Arrow		0
	Red Light		3
	Red Light & Speeding		0
	Speeding		45
	Infringements Issued		48
		<i>Maximum</i>	<i>Average</i>
	Speed (km/h)	111	92
	Red Time	38.27	13.20
1008	Intersection of Hindmarsh Dve & Tuggeranong Pwy		
	Posted Speed Limit:	80 km/h	
	Vehicles Checked		233,639
	Offences Recorded		36

	Red Arrow		0	
	Red Light		6	
	Red Light & Speeding		0	
	Speeding		20	
	Infringements Issued		26	
		<i>Maximum</i>		<i>Average</i>
	Speed (km/h)	103		92
	Red Time	51.95		25.70
1011	INTERSECTION OF GINNINDERRA AND COULTER			
	Posted Speed Limit:	80 km/h		
	Vehicles Checked		172,852	
	Offences Recorded		90	
	Red Arrow		0	
	Red Light		3	
	Red Light & Speeding		0	
	Speeding		50	
	Infringements Issued		53	
		<i>Maximum</i>		<i>Average</i>
	Speed (km/h)	147		95
	Red Time	41.39		26.66
1020	INTERSECTION OF BARRY DVE AND MARCUS CLARK			
	Posted Speed Limit:	60 km/h		
	Vehicles Checked		272,921	
	Offences Recorded		213	
	Red Arrow		0	
	Red Light		10	
	Red Light & Speeding		0	
	Speeding		168	
	Infringements Issued		178	
		<i>Maximum</i>		<i>Average</i>
	Speed (km/h)	94		72
	Red Time	53.91		15.31
1021	INTERSECTION OF HINDMARSH DRIVE AND YAMBA DRIVE			
	Posted Speed Limit:	80 km/h		
	Vehicles Checked		305,823	
	Offences Recorded		40	
	Red Arrow		3	
	Red Light		6	
	Red Light & Speeding		0	
	Speeding		20	
	Infringements Issued		29	
		<i>Maximum</i>		<i>Average</i>
	Speed (km/h)	98		91
	Red Time	155.02		88.98
1022	INTERSECTION HINDMARSH DRIVE AND BALL ST			
	Posted Speed Limit:	60 km/h		
	Vehicles Checked		239,399	
	Offences Recorded		1,235	
	Red Arrow		0	
	Red Light		13	
	Red Light & Speeding		0	
	Speeding		438	
	Infringements Issued		451	
		<i>Maximum</i>		<i>Average</i>
	Speed (km/h)	94		72
	Red Time	60.59		26.86
1023	INTERSECTION HINDMARSH AND NEWCASTLE ST			
	Posted Speed Limit:	80 km/h		
	Vehicles Checked		369,541	
	Offences Recorded		435	
	Red Arrow		140	
	Red Light		73	
	Red Light & Speeding		0	
	Speeding		131	
	Infringements Issued		344	
		<i>Maximum</i>		<i>Average</i>
	Speed (km/h)	133		92
	Red Time	599.99		104.82
1024	INTERSECTION CANBERRA AVE AND CAPTAIN COOK CRES			
	Posted Speed Limit:	60 km/h		
	Vehicles Checked		125,210	

	Offences Recorded		649	
	Red Arrow		0	
	Red Light		65	
	Red Light & Speeding		0	
	Speeding		176	
	Infringements Issued		241	
		<i>Maximum</i>		<i>Average</i>
	Speed (km/h)	101		72
	Red Time	414.43		17.68
1025	INTERSECTION OF GUNDAROO DRIVE AND GUNGAHLIN DRIVE			
	Posted Speed Limit:	80 km/h		
	Vehicles Checked		170,127	
	Offences Recorded		790	
	Red Arrow		159	
	Red Light		242	
	Red Light & Speeding		0	
	Speeding		27	
	Infringements Issued		428	
		<i>Maximum</i>		<i>Average</i>
	Speed (km/h)	104		93
	Red Time	599.99		101.27
1031	BETWEEN ANTILL STREET AND MAJURA ROAD			
	Posted Speed Limit:	80 km/h		
	Vehicles Checked		177,997	
	Offences Recorded		1,563	
	Red Arrow		0	
	Red Light		0	
	Red Light & Speeding		0	
	Speeding		1,437	
	Infringements Issued		1,437	
		<i>Maximum</i>		<i>Average</i>
	Speed (km/h)	123		93
	Red Time	None		N/A
1034	NEAR COTTER ROAD OVERPASS (NORTHBOUND)			
	Posted Speed Limit:	100 km/h		
	Vehicles Checked		440,042	
	Offences Recorded		429	
	Red Arrow		0	
	Red Light		0	
	Red Light & Speeding		0	
	Speeding		398	
	Infringements Issued		398	
		<i>Maximum</i>		<i>Average</i>
	Speed (km/h)	146		117
	Red Time	None		N/A
1035	NEAR COTTER ROAD OVERPASS (SOUTHBOUND)			
	Posted Speed Limit:	100 km/h		
	Vehicles Checked		417,644	
	Offences Recorded		583	
	Red Arrow		0	
	Red Light		0	
	Red Light & Speeding		0	
	Speeding		497	
	Infringements Issued		497	
		<i>Maximum</i>		<i>Average</i>
	Speed (km/h)	204		116
	Red Time	None		N/A
SUMMARY				
	Vehicles checked		4,636,768	
	Offences Recorded		7,529	
	Red Light		470	
	Red Arrow		303	
	Red Light & Speeding		1	
	Speeding		4,524	
	Total Infringements Issued		5,298	
	% of checked vehicles offending		0.16%	
	% of offending vehicles issued infringements		70.37%	

104	200710	1001	Intersection Northbourne Avenue and London Circuit	429493.0000
105	200710	1002	Intersection Northbourne Avenue and Barry Drive	498839.0000
106	200710	1004	Intersection Drakeford Drive and Marconi Crescent	261042.0000
107	200710	1006	Intersection of Northbourne Ave, Antill St & Mouat	237758.0000
108	200710	1007	INTERSECTION OF GINNINDERRA AND AIKMAN	284441.0000
109	200710	1008	Intersection of Hindmarsh Dve & Tuggeranong Pwy	233639.0000
110	200710	1011	INTERSECTION OF GINNINDERRA AND COULTER	172852.0000
111	200710	1020	INTERSECTION OF BARRY DVE AND MARCUS CLARK	272921.0000
112	200710	1021	INTERSECTION OF HINDMARSH DRIVE AND YAMBA DRIVE	305823.0000
113	200710	1022	INTERSECTION HINDMARSH DRIVE AND BALL ST	239399.0000
114	200710	1023	INTERSECTION HINDMARSH AND NEWCASTLE ST	369541.0000
115	200710	1024	INTERSECTION CANBERRA AVE AND CAPTAIN COOK CRES	125210.0000
116	200710	1025	INTERSECTION OF GUNDAROO DRIVE AND GUNGAHLIN DRIVE	170127.0000
117	200710	1031	BETWEEN ANTILL STREET AND MAJURA ROAD	177997.0000
118	200710	1034	NEAR COTTER ROAD OVERPASS (NORTHBOUND)	440042.0000
119	200710	1035	NEAR COTTER ROAD OVERPASS (SOUTHBOUND)	417644.0000

KeyOff	ID	Month	Site	Offence	Count	Limit	Speed	SumSpeed	Red	SumRed	IntSpeed	MaxSpeed	IntRed	MaxRed	Limit1	KeySpeed	KeyRed
1001Obsc	874	200710	1001	Obscured	8.0000	60.0000	79.0000	438.0000	46.7900	58.4200	-1		-1		60	1001N	1001N
1001Speec	875	200710	1001	Speeding	348.0000	60.0000	117.0000	24898.0000	0.0000	0.0000	117		-1			1001Y	1001N
1001Red L	876	200710	1001	Red Light	20.0000	60.0000	64.0000	696.0000	41.0700	195.5300	117		41.07			1001N	1001Y
1001Unrea	877	200710	1001	Unreadable	27.0000	60.0000	76.0000	1746.0000	28.0700	50.0900	117		41.07			1001N	1001N
1001Misse	878	200710	1001	Missed Target	8.0000	60.0000	77.0000	484.0000	2.6300	4.2000	117		41.07			1001N	1001N
1001Emerq	879	200710	1001	Emergency Vehicle	11.0000	60.0000	93.0000	606.0000	64.9900	125.6000	117		41.07			1001N	1001N
1001Motor	880	200710	1001	Motorcycle - Unreadable	4.0000	60.0000	101.0000	312.0000	0.0000	0.0000	117	117	41.07	41.07		1001N	1001N
1002Obsc	881	200710	1002	Obscured	36.0000	60.0000	73.0000	880.0000	64.9300	832.1100	-1		-1		60	1002N	1002N
1002Speec	882	200710	1002	Speeding	112.0000	60.0000	90.0000	8055.0000	0.0000	0.0000	90		-1			1002Y	1002N
1002Red L	883	200710	1002	Red Light	24.0000	60.0000	59.0000	695.0000	82.4700	623.2400	90		82.47			1002N	1002Y
1002Unrea	884	200710	1002	Unreadable	19.0000	60.0000	98.0000	862.0000	51.0500	240.5800	90		82.47			1002N	1002N
1002Misse	885	200710	1002	Missed Target	8.0000	60.0000	72.0000	561.0000	0.8300	0.8300	90		82.47			1002N	1002N
1002Emerq	886	200710	1002	Emergency Vehicle	7.0000	60.0000	95.0000	245.0000	64.0200	144.5800	90		82.47			1002N	1002N
1002Red L	887	200710	1002	Red Light & Speeding	1.0000	60.0000	70.0000	70.0000	0.6700	0.6700	90	90	82.47	82.47		1002Y	1002Y
1004Obsc	888	200710	1004	Obscured	3.0000	80.0000	90.0000	187.0000	35.4800	35.4800	-1		-1		80	1004N	1004N
1004Speec	889	200710	1004	Speeding	155.0000	80.0000	106.0000	14182.0000	0.0000	0.0000	106		-1			1004Y	1004N
1004Red A	890	200710	1004	Red Arrow	1.0000	80.0000	11.0000	11.0000	104.6100	104.6100	106		104.61			1004N	1004Y
1004Red L	891	200710	1004	Red Light	2.0000	80.0000	40.0000	53.0000	40.0500	77.6600	106		104.61			1004N	1004Y
1004Unrea	892	200710	1004	Unreadable	11.0000	80.0000	105.0000	1028.0000	0.0000	0.0000	106		104.61			1004N	1004N
1004Misse	893	200710	1004	Missed Target	8.0000	80.0000	106.0000	674.0000	13.8400	19.3300	106		104.61			1004N	1004N
1004Emerq	894	200710	1004	Emergency Vehicle	21.0000	80.0000	119.0000	1064.0000	56.5200	367.4400	106		104.61			1004N	1004N
1004Motor	895	200710	1004	Motorcycle - Unreadable	1.0000	80.0000	90.0000	90.0000	0.0000	0.0000	106	106	104.61	104.61		1004N	1004N
1006Obsc	896	200710	1006	Obscured	24.0000	60.0000	79.0000	1729.0000	0.0000	0.0000	-1		-1		60	1006N	1006N
1006Speec	897	200710	1006	Speeding	502.0000	60.0000	97.0000	35948.0000	0.0000	0.0000	97		-1			1006Y	1006N
1006Red L	898	200710	1006	Red Light	3.0000	60.0000	15.0000	15.0000	43.7800	105.0400	97		43.78			1006N	1006Y
1006Unrea	899	200710	1006	Unreadable	15.0000	60.0000	74.0000	1072.0000	0.0000	0.0000	97		43.78			1006N	1006N
1006Misse	900	200710	1006	Missed Target	11.0000	60.0000	78.0000	731.0000	24.9100	24.9100	97		43.78			1006N	1006N
1006No Nu	901	200710	1006	No Number Plate	1.0000	60.0000	69.0000	69.0000	0.0000	0.0000	97		43.78			1006N	1006N
1006Emerq	902	200710	1006	Emergency Vehicle	7.0000	60.0000	104.0000	465.0000	38.7600	53.5100	97		43.78			1006N	1006N
1006Motor	903	200710	1006	Motorcycle - Unreadable	1.0000	60.0000	89.0000	89.0000	0.0000	0.0000	97		43.78			1006N	1006N
1006Vehicl	904	200710	1006	Vehicle Details Withheld	1.0000	60.0000	69.0000	69.0000	0.0000	0.0000	97	97	43.78	43.78		1006	1006
1007Obsc	905	200710	1007	Obscured	1.0000	80.0000	94.0000	94.0000	0.0000	0.0000	-1		-1		80	1007N	1007N
1007Speec	906	200710	1007	Speeding	45.0000	80.0000	111.0000	4121.0000	0.0000	0.0000	111		-1			1007Y	1007N
1007Red L	907	200710	1007	Red Light	3.0000	80.0000	71.0000	130.0000	38.2700	39.6100	111		38.27			1007N	1007Y
1007Unrea	908	200710	1007	Unreadable	3.0000	80.0000	98.0000	282.0000	0.0000	0.0000	111		38.27			1007N	1007N
1007Misse	909	200710	1007	Missed Target	1.0000	80.0000	(null)	(null)	3.7200	3.7200	111		38.27			1007N	1007N
1007No Nu	910	200710	1007	No Number Plate	1.0000	80.0000	92.0000	92.0000	0.0000	0.0000	111		38.27			1007N	1007N
1007Emerq	911	200710	1007	Emergency Vehicle	12.0000	80.0000	44.0000	207.0000	46.4000	244.2100	111	111	38.27	38.27		1007N	1007N
1008Obsc	912	200710	1008	Obscured	3.0000	80.0000	95.0000	241.0000	0.6600	0.6600	-1		-1		80	1008N	1008N
1008Speec	913	200710	1008	Speeding	20.0000	80.0000	103.0000	1839.0000	0.0000	0.0000	103		-1			1008Y	1008N
1008Red L	914	200710	1008	Red Light	6.0000	80.0000	73.0000	197.0000	51.9500	154.2100	103		51.95			1008N	1008Y
1008Unrea	915	200710	1008	Unreadable	1.0000	80.0000	90.0000	90.0000	0.0000	0.0000	103		51.95			1008N	1008N
1008Misse	916	200710	1008	Missed Target	1.0000	80.0000	128.0000	128.0000	0.0000	0.0000	103		51.95			1008N	1008N
1008Equip	917	200710	1008	Equipment Error	1.0000	80.0000	40.0000	40.0000	14.9800	14.9800	103		51.95			1008N	1008N
1008Emerq	918	200710	1008	Emergency Vehicle	3.0000	80.0000	59.0000	118.0000	16.4200	32.3300	103		51.95			1008N	1008N
1008Vehicl	919	200710	1008	Vehicle Description Mismatch	1.0000	80.0000	93.0000	93.0000	0.0000	0.0000	103	103	51.95	51.95		1008N	1008N
1011Obsc	920	200710	1011	Obscured	1.0000	80.0000	153.0000	153.0000	0.0000	0.0000	-1		-1		80	1011N	1011N
1011Speec	921	200710	1011	Speeding	50.0000	80.0000	147.0000	4738.0000	0.0000	0.0000	147		-1			1011Y	1011N

1011Red L	922	200710	1011	Red Light	3.0000	80.0000	89.0000	89.0000	41.3900	79.9900	147	41.39	1011N	1011Y
1011Unrea	923	200710	1011	Unreadable	6.0000	80.0000	114.0000	558.0000	29.7100	29.7100	147	41.39	1011N	1011N
1011Misse	924	200710	1011	Missed Target	5.0000	80.0000	112.0000	492.0000	0.0000	0.0000	147	41.39	1011N	1011N
1011Emerq	925	200710	1011	Emergency Vehicle	24.0000	80.0000	120.0000	1596.0000	43.8700	331.1400	147	41.39	1011N	1011N
1011Motor	926	200710	1011	Motorcycle - Unreadable	1.0000	80.0000	89.0000	89.0000	0.0000	0.0000	147	147 41.39 41.39	1011N	1011N
1020Obsct	927	200710	1020	Obscured	5.0000	60.0000	72.0000	356.0000	0.0000	0.0000	-1	-1	60 1020N	1020N
1020Speec	928	200710	1020	Speeding	168.0000	60.0000	94.0000	12032.0000	0.0000	0.0000	94	-1	1020Y	1020N
1020Red L	929	200710	1020	Red Light	10.0000	60.0000	65.0000	367.0000	53.9100	153.0600	94	53.91	1020N	1020Y
1020Unrea	930	200710	1020	Unreadable	8.0000	60.0000	76.0000	490.0000	84.6900	85.4800	94	53.91	1020N	1020N
1020Misse	931	200710	1020	Missed Target	7.0000	60.0000	86.0000	402.0000	2.3900	6.0400	94	53.91	1020N	1020N
1020Equip	932	200710	1020	Equipment Error	1.0000	60.0000	70.0000	70.0000	0.0000	0.0000	94	53.91	1020N	1020N
1020No Nu	933	200710	1020	No Number Plate	1.0000	60.0000	69.0000	69.0000	0.0000	0.0000	94	53.91	1020N	1020N
1020Emerq	934	200710	1020	Emergency Vehicle	10.0000	60.0000	75.0000	375.0000	110.7700	242.0900	94	53.91	1020N	1020N
1020Operz	935	200710	1020	Operator Error - Other	1.0000	60.0000	70.0000	70.0000	0.0000	0.0000	94	53.91	1020	1020
1020Motor	936	200710	1020	Motorcycle - Unreadable	2.0000	60.0000	75.0000	144.0000	0.0000	0.0000	94	94 53.91 53.91	1020N	1020N
1021Obsct	937	200710	1021	Obscured	1.0000	80.0000	(null)	(null)	89.0200	89.0200	-1	-1	80 1021N	1021N
1021Speec	938	200710	1021	Speeding	20.0000	80.0000	98.0000	1821.0000	0.0000	0.0000	98	-1	1021Y	1021N
1021Red A	939	200710	1021	Red Arrow	3.0000	80.0000	19.0000	48.0000	121.3900	320.4200	98	121.39	1021N	1021Y
1021Red L	940	200710	1021	Red Light	6.0000	80.0000	64.0000	126.0000	155.0200	480.4100	98	155.02	1021N	1021Y
1021Unrea	941	200710	1021	Unreadable	2.0000	80.0000	59.0000	90.0000	24.6100	28.3200	98	155.02	1021N	1021N
1021Misse	942	200710	1021	Missed Target	2.0000	80.0000	104.0000	193.0000	0.0000	0.0000	98	155.02	1021N	1021N
1021Equip	943	200710	1021	Equipment Error	4.0000	80.0000	90.0000	131.0000	158.1800	219.2700	98	155.02	1021N	1021N
1021Emerq	944	200710	1021	Emergency Vehicle	2.0000	80.0000	25.0000	46.0000	24.6900	39.6500	98	98 155.02 155.02	1021N	1021N
1022Obsct	945	200710	1022	Obscured	21.0000	60.0000	82.0000	1498.0000	0.0000	0.0000	-1	-1	60 1022N	1022N
1022Speec	946	200710	1022	Speeding	438.0000	60.0000	94.0000	31592.0000	0.0000	0.0000	94	-1	1022Y	1022N
1022Red L	947	200710	1022	Red Light	13.0000	60.0000	(null)	(null)	60.5900	349.1200	94	60.59	1022N	1022Y
1022Unrea	948	200710	1022	Unreadable	732.0000	60.0000	103.0000	52388.0000	25.2900	100.2600	94	60.59	1022N	1022N
1022Equip	949	200710	1022	Equipment Error	2.0000	60.0000	93.0000	173.0000	0.0000	0.0000	94	60.59	1022N	1022N
1022No Nu	950	200710	1022	No Number Plate	1.0000	60.0000	79.0000	79.0000	0.0000	0.0000	94	60.59	1022N	1022N
1022Emerq	951	200710	1022	Emergency Vehicle	14.0000	60.0000	96.0000	609.0000	67.8800	174.7600	94	60.59	1022N	1022N
1022Infrin	952	200710	1022	Infringement Lapsed	1.0000	60.0000	69.0000	69.0000	0.0000	0.0000	94	60.59	1022N	1022N
1022Motor	953	200710	1022	Motorcycle - Unreadable	11.0000	60.0000	89.0000	742.0000	10.4500	10.4500	94	60.59	1022N	1022N
1022Vehicl	954	200710	1022	Vehicle Description Mismatch	2.0000	60.0000	71.0000	142.0000	0.0000	0.0000	94	94 60.59 60.59	1022N	1022N
1023Obsct	955	200710	1023	Obscured	37.0000	80.0000	121.0000	1045.0000	70.2400	770.5800	-1	-1	80 1023N	1023N
1023Speec	956	200710	1023	Speeding	131.0000	80.0000	133.0000	12082.0000	0.4600	0.7000	133	-1	1023Y	1023N
1023Red A	957	200710	1023	Red Arrow	140.0000	80.0000	(null)	(null)	599.9900	18674.4500	133	599.99	1023N	1023Y
1023Red L	958	200710	1023	Red Light	73.0000	80.0000	(null)	(null)	599.9900	3652.4600	133	599.99	1023N	1023Y
1023Unrea	959	200710	1023	Unreadable	41.0000	80.0000	117.0000	1814.0000	469.7900	2038.7500	133	599.99	1023N	1023N
1023Misse	960	200710	1023	Missed Target	8.0000	80.0000	(null)	(null)	599.9900	833.8300	133	599.99	1023N	1023N
1023Equip	961	200710	1023	Equipment Error	1.0000	80.0000	(null)	(null)	222.2200	222.2200	133	599.99	1023N	1023N
1023Emerq	962	200710	1023	Emergency Vehicle	4.0000	80.0000	110.0000	209.0000	54.7000	88.7500	133	133 599.99 599.99	1023N	1023N
1024Obsct	963	200710	1024	Obscured	6.0000	60.0000	78.0000	363.0000	18.5900	18.8600	-1	-1	60 1024N	1024N
1024Speec	964	200710	1024	Speeding	176.0000	60.0000	101.0000	12663.0000	0.4000	2.5000	101	-1	1024Y	1024N
1024Red L	965	200710	1024	Red Light	65.0000	60.0000	(null)	(null)	83.4400	1149.1600	101	83.44	1024N	1024Y
1024Unrea	966	200710	1024	Unreadable	291.0000	60.0000	93.0000	17682.0000	599.9900	3666.7700	101	83.44	1024N	1024N
1024Lane l	967	200710	1024	Lane Mismatch	1.0000	60.0000	(null)	(null)	414.4300	414.4300	101	414.43	1024	1024
1024Misse	968	200710	1024	Missed Target	75.0000	60.0000	(null)	(null)	599.9900	24339.6200	101	414.43	1024N	1024N
1024Equip	969	200710	1024	Equipment Error	15.0000	60.0000	73.0000	495.0000	599.9900	1194.1200	101	414.43	1024N	1024N
1024Emerq	970	200710	1024	Emergency Vehicle	16.0000	60.0000	87.0000	468.0000	599.9900	1005.2400	101	414.43	1024N	1024N

1024Infring	971	200710	1024	Infringement Lapsed	1.0000	60.0000	69.0000	69.0000	0.0000	0.0000	101	414.43			1024N	1024N
1024Motor	972	200710	1024	Motorcycle - Unreadable	1.0000	60.0000	70.0000	70.0000	0.0000	0.0000	101	414.43			1024N	1024N
1024Vehicl	973	200710	1024	Vehicle Details Withheld	1.0000	60.0000	73.0000	73.0000	0.0000	0.0000	101	414.43			1024	1024
1024Vehicl	974	200710	1024	Vehicle Description Mismatch	1.0000	60.0000	73.0000	73.0000	0.0000	0.0000	101	101 414.43	414.43		1024N	1024N
1025Obscd	975	200710	1025	Obscured	75.0000	80.0000	98.0000	103.0000	398.6900	5963.7700	-1	-1		80	1025N	1025N
1025Speec	976	200710	1025	Speeding	27.0000	80.0000	104.0000	2514.0000	0.1200	0.1200	104	-1			1025Y	1025N
1025Red A	977	200710	1025	Red Arrow	159.0000	80.0000	(null)	(null)	599.9900	23950.2300	104	599.99			1025N	1025Y
1025Red L	978	200710	1025	Red Light	242.0000	80.0000	(null)	(null)	599.9900	16657.6600	104	599.99			1025N	1025Y
1025Unrea	979	200710	1025	Unreadable	201.0000	80.0000	112.0000	1532.0000	599.9900	22798.4200	104	599.99			1025N	1025N
1025Misse	980	200710	1025	Missed Target	55.0000	80.0000	(null)	(null)	599.9900	5372.1100	104	599.99			1025N	1025N
1025Equip	981	200710	1025	Equipment Error	2.0000	80.0000	(null)	(null)	264.5100	269.9800	104	599.99			1025N	1025N
1025No Nl	982	200710	1025	No Number Plate	1.0000	80.0000	(null)	(null)	599.9900	599.9900	104	599.99			1025N	1025N
1025Emerg	983	200710	1025	Emergency Vehicle	24.0000	80.0000	145.0000	1041.0000	599.9900	1345.2800	104	599.99			1025N	1025N
1025Motor	984	200710	1025	Motorcycle - Towards	1.0000	80.0000	(null)	(null)	55.1800	55.1800	104	599.99			1025	1025
1025Operz	985	200710	1025	Operator Error - Other	1.0000	80.0000	(null)	(null)	0.0000	0.0000	104	599.99			1025	1025
1025Motor	986	200710	1025	Motorcycle - Unreadable	1.0000	80.0000	93.0000	93.0000	0.0000	0.0000	104	599.99			1025N	1025N
1025Vehicl	987	200710	1025	Vehicle Description Mismatch	1.0000	80.0000	(null)	(null)	39.7400	39.7400	104	104 599.99	599.99		1025N	1025N
1031Obscd	988	200710	1031	Obscured	40.0000	80.0000	101.0000	3731.0000	0.0000	0.0000	-1	-1		80	1031N	1031N
1031Speec	989	200710	1031	Speeding	#####	80.0000	123.0000	#####	0.0000	0.0000	123	-1			1031Y	1031N
1031Unrea	990	200710	1031	Unreadable	75.0000	80.0000	116.0000	7084.0000	0.0000	0.0000	123	-1			1031N	1031N
1031Equip	991	200710	1031	Equipment Error	4.0000	80.0000	500.0000	1997.0000	0.0000	0.0000	123	-1			1031N	1031N
1031No Nl	992	200710	1031	No Number Plate	2.0000	80.0000	100.0000	194.0000	0.0000	0.0000	123	-1			1031N	1031N
1031Motor	993	200710	1031	Motorcycle - Unreadable	2.0000	80.0000	91.0000	181.0000	0.0000	0.0000	123	-1			1031N	1031N
1031Vehicl	994	200710	1031	Vehicle Description Mismatch	3.0000	80.0000	94.0000	274.0000	0.0000	0.0000	123	123 -1	-1		1031N	1031N
1034Obscd	995	200710	1034	Obscured	6.0000	100.0000	121.0000	695.0000	0.0000	0.0000	-1	-1		100	1034N	1034N
1034Speec	996	200710	1034	Speeding	398.0000	100.0000	146.0000	46462.0000	0.0000	0.0000	146	-1			1034Y	1034N
1034Unrea	997	200710	1034	Unreadable	16.0000	100.0000	120.0000	1832.0000	0.0000	0.0000	146	-1			1034N	1034N
1034No Nl	998	200710	1034	No Number Plate	2.0000	100.0000	162.0000	279.0000	0.0000	0.0000	146	-1			1034N	1034N
1034Emerg	999	200710	1034	Emergency Vehicle	4.0000	100.0000	129.0000	492.0000	0.0000	0.0000	146	-1			1034N	1034N
1034Motor	1000	200710	1034	Motorcycle - Unreadable	1.0000	100.0000	119.0000	119.0000	0.0000	0.0000	146	-1			1034N	1034N
1034Vehicl	1001	200710	1034	Vehicle Details Withheld	1.0000	100.0000	114.0000	114.0000	0.0000	0.0000	146	0			1034	1034
1034Vehicl	1002	200710	1034	Vehicle Description Mismatch	1.0000	100.0000	140.0000	140.0000	0.0000	0.0000	146	146 0	0		1034N	1034N
1035Obscd	1003	200710	1035	Obscured	12.0000	100.0000	154.0000	1436.0000	0.0000	0.0000	-1	-1		100	1035N	1035N
1035Speec	1004	200710	1035	Speeding	497.0000	100.0000	204.0000	57847.0000	0.0000	0.0000	204	-1			1035Y	1035N
1035Unrea	1005	200710	1035	Unreadable	52.0000	100.0000	137.0000	6065.0000	0.0000	0.0000	204	-1			1035N	1035N
1035No Nl	1006	200710	1035	No Number Plate	3.0000	100.0000	134.0000	360.0000	0.0000	0.0000	204	-1			1035N	1035N
1035Emerg	1007	200710	1035	Emergency Vehicle	11.0000	100.0000	165.0000	1533.0000	0.0000	0.0000	204	-1			1035N	1035N
1035Motor	1008	200710	1035	Motorcycle - Unreadable	4.0000	100.0000	128.0000	500.0000	0.0000	0.0000	204	-1			1035N	1035N
1035Vehicl	1009	200710	1035	Vehicle Details Withheld	2.0000	100.0000	128.0000	251.0000	0.0000	0.0000	204	0			1035	1035
1035Vehicl	1010	200710	1035	Vehicle Description Mismatch	2.0000	100.0000	120.0000	233.0000	0.0000	0.0000	204	204 0	0		1035N	1035N
											0	0		0		

Offence	Speeding	RedLight
Emergency Vehicle	N	N
Equipment Error	N	N
Flash Not Evident	N	N
Infringement Lapsed	N	N
Missed Target	N	N
Motorcycle - Unreadable	N	N
No Number Plate	N	N
Obscured	N	N
Red Arrow	N	Y
Red Light	N	Y
Red Light & Speeding	Y	Y
Speeding	Y	N
Target Angle Acute	N	N
Unreadable	N	N
Vehicle Description Mismatch	N	N

Statistics Report - Fixed Sites

September 2007

1001	Intersection Northbourne Avenue and London Circuit		
	Posted Speed Limit:	60 km/h	
	Vehicles Checked		395,859
	Offences Recorded		467
	Red Arrow		1
	Red Light		29
	Red Light & Speeding		0
	Speeding		368
	Infringements Issued		398
		<i>Maximum</i>	<i>Average</i>
	Speed (km/h)	90	72
	Red Time	39.03	10.38
1002	Intersection Northbourne Avenue and Barry Drive		
	Posted Speed Limit:	60 km/h	
	Vehicles Checked		429,659
	Offences Recorded		187
	Red Arrow		0
	Red Light		27
	Red Light & Speeding		0
	Speeding		114
	Infringements Issued		141
		<i>Maximum</i>	<i>Average</i>
	Speed (km/h)	104	72
	Red Time	73.08	21.56
1004	Intersection Drakeford Drive and Marconi Crescent		
	Posted Speed Limit:	80 km/h	
	Vehicles Checked		271,997
	Offences Recorded		186
	Red Arrow		4
	Red Light		3
	Red Light & Speeding		0
	Speeding		139
	Infringements Issued		146
		<i>Maximum</i>	<i>Average</i>
	Speed (km/h)	120	92
	Red Time	222.81	84.13
1006	Intersection of Northbourne Ave, Antill St & Mouat		
	Posted Speed Limit:	60 km/h	
	Vehicles Checked		155,645
	Offences Recorded		618
	Red Arrow		0
	Red Light		3
	Red Light & Speeding		0
	Speeding		540
	Infringements Issued		543
		<i>Maximum</i>	<i>Average</i>
	Speed (km/h)	111	72
	Red Time	49.23	23.15
1007	INTERSECTION OF GINNINDERRA AND AIKMAN		
	Posted Speed Limit:	80 km/h	
	Vehicles Checked		259,357
	Offences Recorded		72
	Red Arrow		0
	Red Light		6
	Red Light & Speeding		0
	Speeding		52
	Infringements Issued		58
		<i>Maximum</i>	<i>Average</i>
	Speed (km/h)	107	92
	Red Time	16.37	6.69
1008	Intersection of Hindmarsh Dve & Tuggeranong Pwy		
	Posted Speed Limit:	80 km/h	
	Vehicles Checked		211,124
	Offences Recorded		36

	Red Arrow		0	
	Red Light		8	
	Red Light & Speeding		1	
	Speeding		20	
	Infringements Issued		29	
		<i>Maximum</i>		<i>Average</i>
	Speed (km/h)	115		93
	Red Time	39.04		17.35
1011	INTERSECTION OF GINNINDERRA AND COULTER			
	Posted Speed Limit:	80 km/h		
	Vehicles Checked		154,982	
	Offences Recorded		93	
	Red Arrow		0	
	Red Light		10	
	Red Light & Speeding		0	
	Speeding		60	
	Infringements Issued		70	
		<i>Maximum</i>		<i>Average</i>
	Speed (km/h)	115		93
	Red Time	34.15		12.43
1020	INTERSECTION OF BARRY DVE AND MARCUS CLARK			
	Posted Speed Limit:	60 km/h		
	Vehicles Checked		188,167	
	Offences Recorded		206	
	Red Arrow		0	
	Red Light		4	
	Red Light & Speeding		0	
	Speeding		186	
	Infringements Issued		190	
		<i>Maximum</i>		<i>Average</i>
	Speed (km/h)	106		72
	Red Time	34.27		14.07
1021	INTERSECTION OF HINDMARSH DRIVE AND YAMBA DRIVE			
	Posted Speed Limit:	80 km/h		
	Vehicles Checked		272,010	
	Offences Recorded		56	
	Red Arrow		3	
	Red Light		8	
	Red Light & Speeding		0	
	Speeding		30	
	Infringements Issued		41	
		<i>Maximum</i>		<i>Average</i>
	Speed (km/h)	95		92
	Red Time	155.81		79.90
1022	INTERSECTION HINDMARSH DRIVE AND BALL ST			
	Posted Speed Limit:	60 km/h		
	Vehicles Checked		221,949	
	Offences Recorded		1,046	
	Red Arrow		0	
	Red Light		28	
	Red Light & Speeding		0	
	Speeding		454	
	Infringements Issued		482	
		<i>Maximum</i>		<i>Average</i>
	Speed (km/h)	91		72
	Red Time	76.38		23.75
1023	INTERSECTION HINDMARSH AND NEWCASTLE ST			
	Posted Speed Limit:	80 km/h		
	Vehicles Checked		304,614	
	Offences Recorded		340	
	Red Arrow		139	
	Red Light		48	
	Red Light & Speeding		0	
	Speeding		102	
	Infringements Issued		289	
		<i>Maximum</i>		<i>Average</i>
	Speed (km/h)	116		92
	Red Time	599.99		90.16
1024	INTERSECTION CANBERRA AVE AND CAPTAIN COOK CRES			
	Posted Speed Limit:	60 km/h		
	Vehicles Checked		151,251	

	Offences Recorded		766	
	Red Arrow		0	
	Red Light		126	
	Red Light & Speeding		0	
	Speeding		344	
	Infringements Issued		470	
		<i>Maximum</i>		<i>Average</i>
	Speed (km/h)	90		72
	Red Time	599.99		28.39
1025	INTERSECTION OF GUNDAROO DRIVE AND GUNGAHLIN DRIVE			
	Posted Speed Limit:	80 km/h		
	Vehicles Checked		104,258	
	Offences Recorded		579	
	Red Arrow		121	
	Red Light		191	
	Red Light & Speeding		0	
	Speeding		35	
	Infringements Issued		347	
		<i>Maximum</i>		<i>Average</i>
	Speed (km/h)	117		95
	Red Time	599.99		121.41
1031	BETWEEN ANTILL STREET AND MAJURA ROAD			
	Posted Speed Limit:	80 km/h		
	Vehicles Checked		232,177	
	Offences Recorded		2,210	
	Red Arrow		0	
	Red Light		0	
	Red Light & Speeding		0	
	Speeding		2,059	
	Infringements Issued		2,059	
		<i>Maximum</i>		<i>Average</i>
	Speed (km/h)	128		93
	Red Time	None		N/A
1034	NEAR COTTER ROAD OVERPASS (NORTHBOUND)			
	Posted Speed Limit:	100 km/h		
	Vehicles Checked		424,811	
	Offences Recorded		698	
	Red Arrow		0	
	Red Light		0	
	Red Light & Speeding		0	
	Speeding		648	
	Infringements Issued		648	
		<i>Maximum</i>		<i>Average</i>
	Speed (km/h)	188		117
	Red Time	None		N/A
1035	NEAR COTTER ROAD OVERPASS (SOUTHBOUND)			
	Posted Speed Limit:	100 km/h		
	Vehicles Checked		420,133	
	Offences Recorded		891	
	Red Arrow		0	
	Red Light		0	
	Red Light & Speeding		0	
	Speeding		709	
	Infringements Issued		709	
		<i>Maximum</i>		<i>Average</i>
	Speed (km/h)	201		117
	Red Time	None		N/A
SUMMARY				
	Vehicles checked		4,197,993	
	Offences Recorded		8,451	
	Red Light		491	
	Red Arrow		268	
	Red Light & Speeding		1	
	Speeding		5,860	
	Total Infringements Issued		6,620	
	% of checked vehicles offending		0.20%	
	% of offending vehicles issued infringements		78.33%	

88	200709	1001	Intersection Northbourne Avenue and London Circuit	395859.0000
89	200709	1002	Intersection Northbourne Avenue and Barry Drive	429659.0000
90	200709	1004	Intersection Drakeford Drive and Marconi Crescent	271997.0000
91	200709	1006	Intersection of Northbourne Ave, Antill St & Mouat	155645.0000
92	200709	1007	INTERSECTION OF GINNINDERRA AND AIKMAN	259357.0000
93	200709	1008	Intersection of Hindmarsh Dve & Tuggeranong Pwy	211124.0000
94	200709	1011	INTERSECTION OF GINNINDERRA AND COULTER	154982.0000
95	200709	1020	INTERSECTION OF BARRY DVE AND MARCUS CLARK	188167.0000
96	200709	1021	INTERSECTION OF HINDMARSH DRIVE AND YAMBA DRIVE	272010.0000
97	200709	1022	INTERSECTION HINDMARSH DRIVE AND BALL ST	221949.0000
98	200709	1023	INTERSECTION HINDMARSH AND NEWCASTLE ST	304614.0000
99	200709	1024	INTERSECTION CANBERRA AVE AND CAPTAIN COOK CRES	151251.0000
100	200709	1025	INTERSECTION OF GUNDAROO DRIVE AND GUNGAHLIN DRIVE	104258.0000
101	200709	1031	BETWEEN ANTILL STREET AND MAJURA ROAD	232177.0000
102	200709	1034	NEAR COTTER ROAD OVERPASS (NORTHBOUND)	424811.0000
103	200709	1035	NEAR COTTER ROAD OVERPASS (SOUTHBOUND)	420133.0000

KeyOff	ID	Month	Site	Offence	Count	Limit	Speed	SumSpeed	Red	SumRed	IntSpeed	MaxSpeed	IntRed	MaxRed	Limit1	KeySpeed	KeyRed
1001Obsc	741	200709	1001	Obscured	4.0000	60.0000	78.0000	225.0000	31.2700	31.2700	-1		-1		60	1001N	1001N
1001Speec	742	200709	1001	Speeding	368.0000	60.0000	90.0000	26316.0000	0.0000	0.0000	90		-1			1001Y	1001N
1001Red A	743	200709	1001	Red Arrow	1.0000	60.0000	(null)	(null)	39.0300	39.0300	90		39.03			1001N	1001Y
1001Red L	744	200709	1001	Red Light	29.0000	60.0000	72.0000	1071.0000	37.3900	272.3300	90		39.03			1001N	1001Y
1001Unrea	745	200709	1001	Unreadable	42.0000	60.0000	79.0000	2831.0000	24.4000	39.2100	90		39.03			1001N	1001N
1001Misse	746	200709	1001	Missed Target	3.0000	60.0000	80.0000	227.0000	0.0000	0.0000	90		39.03			1001N	1001N
1001Equip	747	200709	1001	Equipment Error	1.0000	60.0000	73.0000	73.0000	0.0000	0.0000	90		39.03			1001N	1001N
1001No Pl	748	200709	1001	No Number Plate	1.0000	60.0000	70.0000	70.0000	0.0000	0.0000	90		39.03			1001N	1001N
1001Emerg	749	200709	1001	Emergency Vehicle	12.0000	60.0000	104.0000	626.0000	25.1900	76.8600	90		39.03			1001N	1001N
1001Flash	750	200709	1001	Flash Not Evident	3.0000	60.0000	73.0000	214.0000	0.0000	0.0000	90		39.03			1001N	1001N
1001Motor	751	200709	1001	Motorcycle - Unreadable	3.0000	60.0000	79.0000	224.0000	0.0000	0.0000	90	90	39.03	39.03		1001N	1001N
1002Obsc	752	200709	1002	Obscured	26.0000	60.0000	72.0000	522.0000	64.2300	668.9400	-1		-1		60	1002N	1002N
1002Speec	753	200709	1002	Speeding	114.0000	60.0000	104.0000	8178.0000	0.0000	0.0000	104		-1			1002Y	1002N
1002Red L	754	200709	1002	Red Light	27.0000	60.0000	62.0000	943.0000	73.0800	582.0100	104		73.08			1002N	1002Y
1002Unrea	755	200709	1002	Unreadable	7.0000	60.0000	76.0000	356.0000	26.1600	27.5100	104		73.08			1002N	1002N
1002Misse	756	200709	1002	Missed Target	6.0000	60.0000	81.0000	383.0000	65.1900	65.1900	104		73.08			1002N	1002N
1002Emerg	757	200709	1002	Emergency Vehicle	7.0000	60.0000	72.0000	144.0000	39.5100	117.5100	104	104	73.08	73.08		1002N	1002N
1004Obsc	758	200709	1004	Obscured	6.0000	80.0000	92.0000	542.0000	0.0000	0.0000	-1		-1		80	1004N	1004N
1004Speec	759	200709	1004	Speeding	139.0000	80.0000	120.0000	12786.0000	0.0000	0.0000	120		-1			1004Y	1004N
1004Red A	760	200709	1004	Red Arrow	4.0000	80.0000	33.0000	76.0000	84.7300	286.0100	120		84.73			1004N	1004Y
1004Red L	761	200709	1004	Red Light	3.0000	80.0000	16.0000	43.0000	222.8100	302.8700	120		222.81			1004N	1004Y
1004Unrea	762	200709	1004	Unreadable	12.0000	80.0000	101.0000	1012.0000	186.0200	326.8000	120		222.81			1004N	1004N
1004Misse	763	200709	1004	Missed Target	5.0000	80.0000	96.0000	456.0000	0.0000	0.0000	120		222.81			1004N	1004N
1004Equip	764	200709	1004	Equipment Error	5.0000	80.0000	91.0000	305.0000	28.0900	33.7900	120		222.81			1004N	1004N
1004No Pl	765	200709	1004	No Number Plate	2.0000	80.0000	92.0000	183.0000	0.0000	0.0000	120		222.81			1004N	1004N
1004Emerg	766	200709	1004	Emergency Vehicle	8.0000	80.0000	92.0000	359.0000	101.3000	206.7800	120		222.81			1004N	1004N
1004Motor	767	200709	1004	Motorcycle - Unreadable	1.0000	80.0000	90.0000	90.0000	0.0000	0.0000	120		222.81			1004N	1004N
1004Vehicl	768	200709	1004	Vehicle Description Mismatch	1.0000	80.0000	89.0000	89.0000	0.0000	0.0000	120	120	222.81	222.81		1004N	1004N
1006Obsc	769	200709	1006	Obscured	34.0000	60.0000	84.0000	2388.0000	15.7900	15.7900	-1		-1		60	1006N	1006N
1006Speec	770	200709	1006	Speeding	540.0000	60.0000	111.0000	38779.0000	0.0000	0.0000	111		-1			1006Y	1006N
1006Red L	771	200709	1006	Red Light	3.0000	60.0000	(null)	(null)	49.2300	69.4400	111		49.23			1006N	1006Y
1006Unrea	772	200709	1006	Unreadable	18.0000	60.0000	81.0000	1299.0000	0.0000	0.0000	111		49.23			1006N	1006N
1006Misse	773	200709	1006	Missed Target	19.0000	60.0000	85.0000	1301.0000	2.4600	2.4600	111		49.23			1006N	1006N
1006No Pl	774	200709	1006	No Number Plate	1.0000	60.0000	72.0000	72.0000	0.0000	0.0000	111		49.23			1006N	1006N
1006Flash	775	200709	1006	Flash Not Evident	1.0000	60.0000	80.0000	80.0000	0.0000	0.0000	111		49.23			1006N	1006N
1006Motor	776	200709	1006	Motorcycle - Unreadable	1.0000	60.0000	73.0000	73.0000	0.0000	0.0000	111		49.23			1006N	1006N
1006Vehicl	777	200709	1006	Vehicle Details Withheld	1.0000	60.0000	72.0000	72.0000	0.0000	0.0000	111	111	49.23	49.23		1006	1006
1007Obsc	778	200709	1007	Obscured	2.0000	80.0000	95.0000	186.0000	0.0000	0.0000	-1		-1		80	1007N	1007N
1007Speec	779	200709	1007	Speeding	52.0000	80.0000	107.0000	4806.0000	0.0000	0.0000	107		-1			1007Y	1007N
1007Red L	780	200709	1007	Red Light	6.0000	80.0000	60.0000	174.0000	16.3700	40.1600	107		16.37			1007N	1007Y
1007Unrea	781	200709	1007	Unreadable	6.0000	80.0000	108.0000	473.0000	1.9400	1.9400	107		16.37			1007N	1007N
1007Emerg	782	200709	1007	Emergency Vehicle	6.0000	80.0000	63.0000	189.0000	25.4000	100.4800	107	107	16.37	16.37		1007N	1007N
1008Speec	783	200709	1008	Speeding	20.0000	80.0000	96.0000	1828.0000	0.0000	0.0000	96		-1		80	1008Y	1008N
1008Red L	784	200709	1008	Red Light	8.0000	80.0000	56.0000	180.0000	39.0400	151.5500	96		39.04			1008N	1008Y
1008Unrea	785	200709	1008	Unreadable	3.0000	80.0000	91.0000	270.0000	0.0000	0.0000	96		39.04			1008N	1008N
1008Misse	786	200709	1008	Missed Target	2.0000	80.0000	104.0000	194.0000	0.0000	0.0000	96		39.04			1008N	1008N
1008Equip	787	200709	1008	Equipment Error	1.0000	80.0000	89.0000	89.0000	0.0000	0.0000	96		39.04			1008N	1008N
1008Emerg	788	200709	1008	Emergency Vehicle	1.0000	80.0000	64.0000	64.0000	7.7900	7.7900	96		39.04			1008N	1008N

1008Red L	789	200709	1008	Red Light & Speeding	1.0000	80.0000	115.0000	115.0000	4.5600	4.5600	115	115	39.04	39.04	1008Y	1008Y	
1011Obsct	790	200709	1011	Obscured	3.0000	80.0000	93.0000	272.0000	0.0000	0.0000	-1		-1		80	1011N	1011N
1011Speec	791	200709	1011	Speeding	60.0000	80.0000	115.0000	5584.0000	0.0000	0.0000	115		-1		1011Y	1011N	
1011Red L	792	200709	1011	Red Light	10.0000	80.0000	83.0000	355.0000	34.1500	124.3200	115		34.15		1011N	1011Y	
1011Unrea	793	200709	1011	Unreadable	6.0000	80.0000	98.0000	551.0000	0.0000	0.0000	115		34.15		1011N	1011N	
1011Misse	794	200709	1011	Missed Target	5.0000	80.0000	113.0000	475.0000	2.0700	4.1300	115		34.15		1011N	1011N	
1011Emerq	795	200709	1011	Emergency Vehicle	8.0000	80.0000	113.0000	547.0000	37.8600	76.5000	115		34.15		1011N	1011N	
1011Vehicl	796	200709	1011	Vehicle Description Mismatch	1.0000	80.0000	95.0000	95.0000	0.0000	0.0000	115	115	34.15	34.15	1011N	1011N	
1020Obsct	797	200709	1020	Obscured	2.0000	60.0000	75.0000	75.0000	47.9400	47.9400	-1		-1		60	1020N	1020N
1020Speec	798	200709	1020	Speeding	186.0000	60.0000	106.0000	13357.0000	0.0000	0.0000	106		-1		1020Y	1020N	
1020Red L	799	200709	1020	Red Light	4.0000	60.0000	45.0000	71.0000	34.2700	56.2800	106		34.27		1020N	1020Y	
1020Unrea	800	200709	1020	Unreadable	6.0000	60.0000	73.0000	356.0000	12.3000	12.3000	106		34.27		1020N	1020N	
1020Misse	801	200709	1020	Missed Target	1.0000	60.0000	62.0000	62.0000	2.2700	2.2700	106		34.27		1020N	1020N	
1020No Nl	802	200709	1020	No Number Plate	1.0000	60.0000	79.0000	79.0000	0.0000	0.0000	106		34.27		1020N	1020N	
1020Emerq	803	200709	1020	Emergency Vehicle	5.0000	60.0000	74.0000	279.0000	19.8400	31.8600	106		34.27		1020N	1020N	
1020Vehicl	804	200709	1020	Vehicle Description Mismatch	1.0000	60.0000	71.0000	71.0000	0.0000	0.0000	106	106	34.27	34.27	1020N	1020N	
1021Obsct	805	200709	1021	Obscured	3.0000	80.0000	92.0000	197.0000	76.7000	76.7000	-1		-1		80	1021N	1021N
1021Speec	806	200709	1021	Speeding	30.0000	80.0000	95.0000	2747.0000	0.0000	0.0000	95		-1		1021Y	1021N	
1021Red A	807	200709	1021	Red Arrow	3.0000	80.0000	39.0000	89.0000	110.2500	211.8800	95		110.25		1021N	1021Y	
1021Red L	808	200709	1021	Red Light	8.0000	80.0000	76.0000	252.0000	155.8100	667.0000	95		155.81		1021N	1021Y	
1021Unrea	809	200709	1021	Unreadable	7.0000	80.0000	104.0000	569.0000	40.9300	40.9300	95		155.81		1021N	1021N	
1021Misse	810	200709	1021	Missed Target	1.0000	80.0000	81.0000	81.0000	105.6700	105.6700	95		155.81		1021N	1021N	
1021Equip	811	200709	1021	Equipment Error	3.0000	80.0000	60.0000	133.0000	117.6500	140.6000	95		155.81		1021N	1021N	
1021Emerq	812	200709	1021	Emergency Vehicle	1.0000	80.0000	94.0000	94.0000	0.0000	0.0000	95	95	155.81	155.81	1021N	1021N	
1022Obsct	813	200709	1022	Obscured	8.0000	60.0000	77.0000	576.0000	0.0000	0.0000	-1		-1		60	1022N	1022N
1022Speec	814	200709	1022	Speeding	454.0000	60.0000	91.0000	32671.0000	0.0000	0.0000	91		-1		1022Y	1022N	
1022Red L	815	200709	1022	Red Light	28.0000	60.0000	(null)	(null)	76.3800	665.0200	91		76.38		1022N	1022Y	
1022Unrea	816	200709	1022	Unreadable	523.0000	60.0000	114.0000	37716.0000	26.7700	36.9600	91		76.38		1022N	1022N	
1022No Nl	817	200709	1022	No Number Plate	3.0000	60.0000	72.0000	213.0000	0.0000	0.0000	91		76.38		1022N	1022N	
1022Emerq	818	200709	1022	Emergency Vehicle	18.0000	60.0000	114.0000	824.0000	53.6700	201.2900	91		76.38		1022N	1022N	
1022Motor	819	200709	1022	Motorcycle - Unreadable	12.0000	60.0000	89.0000	897.0000	0.0000	0.0000	91	91	76.38	76.38	1022N	1022N	
1023Obsct	820	200709	1023	Obscured	26.0000	80.0000	98.0000	739.0000	85.1700	637.0000	-1		-1		80	1023N	1023N
1023Speec	821	200709	1023	Speeding	102.0000	80.0000	116.0000	9426.0000	0.1300	0.1300	116		-1		1023Y	1023N	
1023Red A	822	200709	1023	Red Arrow	139.0000	80.0000	1.0000	1.0000	599.9900	14107.8800	116		599.99		1023N	1023Y	
1023Red L	823	200709	1023	Red Light	48.0000	80.0000	(null)	(null)	599.9900	2752.7500	116		599.99		1023N	1023Y	
1023Unrea	824	200709	1023	Unreadable	16.0000	80.0000	118.0000	478.0000	148.3800	523.7700	116		599.99		1023N	1023N	
1023Misse	825	200709	1023	Missed Target	3.0000	80.0000	(null)	(null)	599.9900	794.7000	116		599.99		1023N	1023N	
1023No Nl	826	200709	1023	No Number Plate	2.0000	80.0000	(null)	(null)	294.9600	334.8400	116		599.99		1023N	1023N	
1023Infring	827	200709	1023	Infringement Lapsed	1.0000	80.0000	(null)	(null)	0.6000	0.6000	116		599.99		1023N	1023N	
1023Motor	828	200709	1023	Motorcycle - Unreadable	1.0000	80.0000	95.0000	95.0000	0.0000	0.0000	116		599.99		1023N	1023N	
1023Vehicl	829	200709	1023	Vehicle Description Mismatch	2.0000	80.0000	90.0000	90.0000	31.1200	31.1200	116	116	599.99	599.99	1023N	1023N	
1024Obsct	830	200709	1024	Obscured	37.0000	60.0000	82.0000	788.0000	599.9900	5812.2500	-1		-1		60	1024N	1024N
1024Speec	831	200709	1024	Speeding	344.0000	60.0000	90.0000	24741.0000	0.4800	2.3600	90		-1		1024Y	1024N	
1024Red L	832	200709	1024	Red Light	126.0000	60.0000	(null)	(null)	599.9900	3576.8000	90		599.99		1024N	1024Y	
1024Unrea	833	200709	1024	Unreadable	168.0000	60.0000	500.0000	10688.0000	599.9900	1424.1900	90		599.99		1024N	1024N	
1024Misse	834	200709	1024	Missed Target	58.0000	60.0000	69.0000	69.0000	599.9900	16280.0600	90		599.99		1024N	1024N	
1024Equip	835	200709	1024	Equipment Error	1.0000	60.0000	81.0000	81.0000	0.0000	0.0000	90		599.99		1024N	1024N	
1024No Nl	836	200709	1024	No Number Plate	1.0000	60.0000	72.0000	72.0000	0.0000	0.0000	90		599.99		1024N	1024N	
1024Emerq	837	200709	1024	Emergency Vehicle	23.0000	60.0000	90.0000	788.0000	599.9900	2125.2100	90		599.99		1024N	1024N	

1024Infring	838	200709	1024	Infringement Lapsed	3.0000	60.0000	79.0000	148.0000	0.5500	0.5500	90		599.99		1024N	1024N	
1024Motor	839	200709	1024	Motorcycle - Unreadable	5.0000	60.0000	73.0000	216.0000	47.3200	64.0400	90	90	599.99	599.99	1024N	1024N	
1025Obscd	840	200709	1025	Obscured	66.0000	80.0000	499.0000	499.0000	599.9900	6192.9700	-1		-1		80	1025N	1025N
1025Speec	841	200709	1025	Speeding	35.0000	80.0000	117.0000	3323.0000	0.4500	0.5700	117		-1			1025Y	1025N
1025Red A	842	200709	1025	Red Arrow	121.0000	80.0000	(null)	(null)	599.9900	22319.5100	117		599.99			1025N	1025Y
1025Red L	843	200709	1025	Red Light	191.0000	80.0000	(null)	(null)	599.9900	15560.8700	117		599.99			1025N	1025Y
1025Unrea	844	200709	1025	Unreadable	112.0000	80.0000	107.0000	1308.0000	599.9900	12179.3200	117		599.99			1025N	1025N
1025Misse	845	200709	1025	Missed Target	42.0000	80.0000	90.0000	90.0000	599.9900	4284.8600	117		599.99			1025N	1025N
1025Equip	846	200709	1025	Equipment Error	1.0000	80.0000	(null)	(null)	73.6600	73.6600	117		599.99			1025N	1025N
1025Emerg	847	200709	1025	Emergency Vehicle	9.0000	80.0000	119.0000	312.0000	474.5700	1182.5000	117		599.99			1025N	1025N
1025Oper	848	200709	1025	Operator Error - Other	1.0000	80.0000	(null)	(null)	86.1200	86.1200	117		599.99			1025	1025
1025Motor	849	200709	1025	Motorcycle - Unreadable	1.0000	80.0000	(null)	(null)	139.6300	139.6300	117	117	599.99	599.99		1025N	1025N
1031Obscd	850	200709	1031	Obscured	22.0000	80.0000	108.0000	2055.0000	0.0000	0.0000	-1		-1		80	1031N	1031N
1031Speec	851	200709	1031	Speeding	#####	80.0000	128.0000	#####	0.0000	0.0000	128		-1			1031Y	1031N
1031Unrea	852	200709	1031	Unreadable	116.0000	80.0000	115.0000	10867.0000	0.0000	0.0000	128		-1			1031N	1031N
1031Misse	853	200709	1031	Missed Target	1.0000	80.0000	92.0000	92.0000	0.0000	0.0000	128		-1			1031N	1031N
1031Equip	854	200709	1031	Equipment Error	1.0000	80.0000	92.0000	92.0000	0.0000	0.0000	128		-1			1031N	1031N
1031No Pl	855	200709	1031	No Number Plate	2.0000	80.0000	105.0000	201.0000	0.0000	0.0000	128		-1			1031N	1031N
1031Emerg	856	200709	1031	Emergency Vehicle	2.0000	80.0000	98.0000	194.0000	0.0000	0.0000	128		-1			1031N	1031N
1031Flash	857	200709	1031	Flash Not Evident	4.0000	80.0000	96.0000	364.0000	0.0000	0.0000	128		-1			1031N	1031N
1031Infring	858	200709	1031	Infringement Lapsed	1.0000	80.0000	90.0000	90.0000	0.0000	0.0000	128		-1			1031N	1031N
1031Motor	859	200709	1031	Motorcycle - Unreadable	1.0000	80.0000	89.0000	89.0000	0.0000	0.0000	128		-1			1031N	1031N
1031Vehicl	860	200709	1031	Vehicle Description Mismatch	1.0000	80.0000	93.0000	93.0000	0.0000	0.0000	128	128	-1	-1		1031N	1031N
1034Obscd	861	200709	1034	Obscured	12.0000	100.0000	137.0000	1400.0000	0.0000	0.0000	-1		-1		100	1034N	1034N
1034Speec	862	200709	1034	Speeding	648.0000	100.0000	188.0000	75517.0000	0.0000	0.0000	188		-1			1034Y	1034N
1034Unrea	863	200709	1034	Unreadable	26.0000	100.0000	149.0000	3091.0000	0.0000	0.0000	188		-1			1034N	1034N
1034No Pl	864	200709	1034	No Number Plate	2.0000	100.0000	112.0000	224.0000	0.0000	0.0000	188		-1			1034N	1034N
1034Emerg	865	200709	1034	Emergency Vehicle	6.0000	100.0000	149.0000	771.0000	0.0000	0.0000	188		-1			1034N	1034N
1034Motor	866	200709	1034	Motorcycle - Unreadable	4.0000	100.0000	126.0000	485.0000	0.0000	0.0000	188	188	-1	-1		1034N	1034N
1035Obscd	867	200709	1035	Obscured	19.0000	100.0000	168.0000	2258.0000	0.0000	0.0000	-1		-1		100	1035N	1035N
1035Speec	868	200709	1035	Speeding	709.0000	100.0000	201.0000	82638.0000	0.0000	0.0000	201		-1			1035Y	1035N
1035Unrea	869	200709	1035	Unreadable	148.0000	100.0000	136.0000	17196.0000	0.0000	0.0000	201		-1			1035N	1035N
1035No Pl	870	200709	1035	No Number Plate	4.0000	100.0000	172.0000	513.0000	0.0000	0.0000	201		-1			1035N	1035N
1035Emerg	871	200709	1035	Emergency Vehicle	5.0000	100.0000	188.0000	707.0000	0.0000	0.0000	201		-1			1035N	1035N
1035Motor	872	200709	1035	Motorcycle - Unreadable	3.0000	100.0000	220.0000	484.0000	0.0000	0.0000	201		-1			1035N	1035N
1035Vehicl	873	200709	1035	Vehicle Description Mismatch	3.0000	100.0000	117.0000	347.0000	0.0000	0.0000	201	201	-1	-1		1035N	1035N
											0		0		0		

Offence	Speeding	RedLight
Emergency Vehicle	N	N
Equipment Error	N	N
Flash Not Evident	N	N
Infringement Lapsed	N	N
Missed Target	N	N
Motorcycle - Unreadable	N	N
No Number Plate	N	N
Obscured	N	N
Red Arrow	N	Y
Red Light	N	Y
Red Light & Speeding	Y	Y
Speeding	Y	N
Target Angle Acute	N	N
Unreadable	N	N
Vehicle Description Mismatch	N	N

Statistics Report - Fixed Sites

April 2007

1001	Intersection Northbourne Avenue and London Circuit				
	Posted Speed Limit:	60 km/h			
	Vehicles Checked		415,116		
	Offences Recorded		633		
	Red Arrow		0		
	Red Light		37		
	Red Light & Speeding		1		
	Speeding		536		
	Infringements Issued		574		
		<i>Maximum</i>		<i>Average</i>	
	Speed (km/h)	108		71	
	Red Time	51.95		9.47	
1002	Intersection Northbourne Avenue and Barry Drive				
	Posted Speed Limit:	60 km/h			
	Vehicles Checked		308,090		
	Offences Recorded		206		
	Red Arrow		0		
	Red Light		21		
	Red Light & Speeding		1		
	Speeding		131		
	Infringements Issued		153		
		<i>Maximum</i>		<i>Average</i>	
	Speed (km/h)	86		71	
	Red Time	81.18		34.87	
1004	Intersection Drakeford Drive and Marconi Crescent				
	Posted Speed Limit:	80 km/h			
	Vehicles Checked		280,634		
	Offences Recorded		409		
	Red Arrow		1		
	Red Light		5		
	Red Light & Speeding		0		
	Speeding		330		
	Infringements Issued		336		
		<i>Maximum</i>		<i>Average</i>	
	Speed (km/h)	136		92	
	Red Time	77.33		52.11	
1006	Intersection of Northbourne Ave, Antill St & Mouat				
	Posted Speed Limit:	60 km/h			
	Vehicles Checked		181,221		
	Offences Recorded		886		
	Red Arrow		0		
	Red Light		1		
	Red Light & Speeding		1		
	Speeding		792		
	Infringements Issued		794		

		<i>Maximum</i>	<i>Average</i>
	Speed (km/h)	100	72
	Red Time	0.99	0.95
1007	INTERSECTION OF GINNINDERRA AND AIKMAN		
	Posted Speed Limit:	80 km/h	
	Vehicles Checked		271,510
	Offences Recorded		112
	Red Arrow		0
	Red Light		5
	Red Light & Speeding		0
	Speeding		90
	Infringements Issued		95
		<i>Maximum</i>	<i>Average</i>
	Speed (km/h)	103	92
	Red Time	32.76	11.65
1008	Intersection of Hindmarsh Dve & Tuggeranong Pwy		
	Posted Speed Limit:	80 km/h	
	Vehicles Checked		220,546
	Offences Recorded		40
	Red Arrow		0
	Red Light		7
	Red Light & Speeding		0
	Speeding		27
	Infringements Issued		34
		<i>Maximum</i>	<i>Average</i>
	Speed (km/h)	106	92
	Red Time	36.59	32.46
1011	INTERSECTION OF GINNINDERRA AND COULTER		
	Posted Speed Limit:	80 km/h	
	Vehicles Checked		163,411
	Offences Recorded		123
	Red Arrow		0
	Red Light		6
	Red Light & Speeding		0
	Speeding		99
	Infringements Issued		105
		<i>Maximum</i>	<i>Average</i>
	Speed (km/h)	128	93
	Red Time	29.41	12.56
1020	INTERSECTION OF BARRY DVE AND MARCUS CLARK		
	Posted Speed Limit:	60 km/h	
	Vehicles Checked		257,167
	Offences Recorded		412
	Red Arrow		0
	Red Light		8
	Red Light & Speeding		2
	Speeding		371
	Infringements Issued		381
		<i>Maximum</i>	<i>Average</i>
	Speed (km/h)	101	72

	Red Time	84.64		17.42	
1021	INTERSECTION OF HINDMARSH DRIVE AND YAMBA DRIVE				
	Posted Speed Limit:	80 km/h			
	Vehicles Checked		251,925		
	Offences Recorded		37		
	Red Arrow		0		
	Red Light		2		
	Red Light & Speeding		0		
	Speeding		32		
	Infringements Issued		34		
		<i>Maximum</i>		<i>Average</i>	
	Speed (km/h)	106		93	
	Red Time	69.63		68.75	
1022	INTERSECTION HINDMARSH DRIVE AND BALL ST				
	Posted Speed Limit:	60 km/h			
	Vehicles Checked		124,794		
	Offences Recorded		1,325		
	Red Arrow		0		
	Red Light		20		
	Red Light & Speeding		0		
	Speeding		952		
	Infringements Issued		972		
		<i>Maximum</i>		<i>Average</i>	
	Speed (km/h)	94		72	
	Red Time	56.59		24.10	
1023	INTERSECTION HINDMARSH AND NEWCASTLE ST				
	Posted Speed Limit:	80 km/h			
	Vehicles Checked		608		
	Offences Recorded		881		
	Red Arrow		190		
	Red Light		39		
	Red Light & Speeding		0		
	Speeding		484		
	Infringements Issued		713		
		<i>Maximum</i>		<i>Average</i>	
	Speed (km/h)	127		93	
	Red Time	599.99		125.31	
SUMMARY					
	Vehicles checked		2,475,022		
	Offences Recorded		5,064		
	Red Light		151		
	Red Arrow		191		
	Red Light & Speeding		5		
	Speeding		3,844		
	Total Infringements Issued		4,191		
	% of checked vehicles offending		0.20%		
	% of offending vehicles issued infringements		82.76%		

28	200704	1001	Intersection Northbourne Avenue and London Circuit	415,116
29	200704	1002	Intersection Northbourne Avenue and Barry Drive	308,090
30	200704	1004	Intersection Drakeford Drive and Marconi Crescent	280,634
31	200704	1006	Intersection of Northbourne Ave, Antill St & Mouat	181,221
32	200704	1007	INTERSECTION OF GINNINDERRA AND AIKMAN	271,510
33	200704	1008	Intersection of Hindmarsh Dve & Tuggeranong Pwy	220,546
34	200704	1011	INTERSECTION OF GINNINDERRA AND COULTER	163,411
35	200704	1020	INTERSECTION OF BARRY DVE AND MARCUS CLARK	257,167
36	200704	1021	INTERSECTION OF HINDMARSH DRIVE AND YAMBA DRIVE	251,925
37	200704	1022	INTERSECTION HINDMARSH DRIVE AND BALL ST	124,794
38	200704	1023	INTERSECTION HINDMARSH AND NEWCASTLE ST	608

KeyOff	ID	Month	Site	Offence	Count	Limit	Speed	SumSpeed	Red	SumRed	IntSpeed	MaxSpeed	IntRed	MaxRed	Limit1	KeySpeed	KeyRed
1001Obsc	234	200704	1001	Obscured	11.0000	60.0000	78.0000	789.0000	0.0000	0.0000	-1		-1		60	1001N	1001N
1001Speec	235	200704	1001	Speeding	536.0000	60.0000	108.0000	38315.0000	0.0000	0.0000	108		-1			1001Y	1001N
1001Red L	236	200704	1001	Red Light	37.0000	60.0000	61.0000	1423.0000	51.9500	359.1500	108		51.95			1001N	1001Y
1001Unrea	237	200704	1001	Unreadable	15.0000	60.0000	76.0000	988.0000	56.9100	56.9100	108		51.95			1001N	1001N
1001Misse	238	200704	1001	Missed Target	11.0000	60.0000	82.0000	804.0000	0.0000	0.0000	108		51.95			1001N	1001N
1001No Nl	239	200704	1001	No Number Plate	2.0000	60.0000	73.0000	142.0000	0.0000	0.0000	108		51.95			1001N	1001N
1001Emerg	240	200704	1001	Emergency Vehicle	8.0000	60.0000	92.0000	493.0000	13.0300	18.1200	108		51.95			1001N	1001N
1001Flash	241	200704	1001	Flash Not Evident	5.0000	60.0000	74.0000	285.0000	22.6300	22.6300	108		51.95			1001N	1001N
1001Red L	242	200704	1001	Red Light & Speeding	1.0000	60.0000	71.0000	71.0000	0.6600	0.6600	108		51.95			1001Y	1001Y
1001Motor	243	200704	1001	Motorcycle - Unreadable	6.0000	60.0000	83.0000	444.0000	0.0000	0.0000	108		51.95			1001N	1001N
1001Vehicl	244	200704	1001	Vehicle Description Mismatch	1.0000	60.0000	70.0000	70.0000	0.0000	0.0000	108	108	51.95	51.95		1001N	1001N
1002Obsc	245	200704	1002	Obscured	26.0000	60.0000	52.0000	244.0000	59.1200	754.4100	-1		-1		60	1002N	1002N
1002Speec	246	200704	1002	Speeding	131.0000	60.0000	86.0000	9342.0000	0.0000	0.0000	86		-1			1002Y	1002N
1002Red L	247	200704	1002	Red Light	21.0000	60.0000	62.0000	453.0000	81.1800	751.6200	86		81.18			1002N	1002Y
1002Unrea	248	200704	1002	Unreadable	2.0000	60.0000	58.0000	68.0000	31.5900	32.8900	86		81.18			1002N	1002N
1002Misse	249	200704	1002	Missed Target	16.0000	60.0000	100.0000	1160.0000	1.6700	1.6700	86		81.18			1002N	1002N
1002Equip	250	200704	1002	Equipment Error	1.0000	60.0000	9.0000	9.0000	41.0000	41.0000	86		81.18			1002N	1002N
1002Emerg	251	200704	1002	Emergency Vehicle	8.0000	60.0000	69.0000	125.0000	53.4600	202.4900	86		81.18			1002N	1002N
1002Red L	252	200704	1002	Red Light & Speeding	1.0000	60.0000	69.0000	69.0000	15.4300	15.4300	86	86	81.18	81.18		1002Y	1002Y
1004Obsc	253	200704	1004	Obscured	20.0000	80.0000	103.0000	1625.0000	51.3700	97.2400	-1		-1		80	1004N	1004N
1004Speec	254	200704	1004	Speeding	330.0000	80.0000	136.0000	30377.0000	0.0000	0.0000	136		-1			1004Y	1004N
1004Red A	255	200704	1004	Red Arrow	1.0000	80.0000	13.0000	13.0000	77.3300	77.3300	136		77.33			1004N	1004Y
1004Red L	256	200704	1004	Red Light	5.0000	80.0000	73.0000	127.0000	67.1000	235.3100	136		77.33			1004N	1004Y
1004Unrea	257	200704	1004	Unreadable	11.0000	80.0000	100.0000	908.0000	36.8100	48.5100	136		77.33			1004N	1004N
1004Misse	258	200704	1004	Missed Target	8.0000	80.0000	98.0000	648.0000	20.1300	20.1300	136		77.33			1004N	1004N
1004Emerg	259	200704	1004	Emergency Vehicle	27.0000	80.0000	110.0000	1882.0000	84.3300	257.4300	136		77.33			1004N	1004N
1004Flash	260	200704	1004	Flash Not Evident	3.0000	80.0000	91.0000	270.0000	0.0000	0.0000	136		77.33			1004N	1004N
1004Targe	261	200704	1004	Target Angle Acute	1.0000	80.0000	104.0000	104.0000	0.0000	0.0000	136		77.33			1004N	1004N
1004Infring	262	200704	1004	Infringement Lapsed	1.0000	80.0000	92.0000	92.0000	0.0000	0.0000	136		77.33			1004N	1004N
1004Motor	263	200704	1004	Motorcycle - Unreadable	2.0000	80.0000	99.0000	193.0000	0.0000	0.0000	136	136	77.33	77.33		1004N	1004N
1006Obsc	264	200704	1006	Obscured	31.0000	60.0000	80.0000	2187.0000	3.6400	3.6400	-1		-1		60	1006N	1006N
1006Speec	265	200704	1006	Speeding	792.0000	60.0000	100.0000	57106.0000	0.0000	0.0000	100		-1			1006Y	1006N
1006Red L	266	200704	1006	Red Light	1.0000	60.0000	56.0000	56.0000	0.9100	0.9100	100		0.91			1006N	1006Y
1006Unrea	267	200704	1006	Unreadable	21.0000	60.0000	79.0000	1501.0000	0.0000	0.0000	100		0.91			1006N	1006N
1006Misse	268	200704	1006	Missed Target	22.0000	60.0000	82.0000	1578.0000	0.0000	0.0000	100		0.91			1006N	1006N
1006No Nl	269	200704	1006	No Number Plate	2.0000	60.0000	89.0000	159.0000	0.0000	0.0000	100		0.91			1006N	1006N
1006Emerg	270	200704	1006	Emergency Vehicle	6.0000	60.0000	107.0000	508.0000	0.0000	0.0000	100		0.91			1006N	1006N
1006Red L	271	200704	1006	Red Light & Speeding	1.0000	60.0000	76.0000	76.0000	0.9900	0.9900	100		0.99			1006Y	1006Y
1006Motor	272	200704	1006	Motorcycle - Unreadable	9.0000	60.0000	81.0000	667.0000	0.0000	0.0000	100		0.99			1006N	1006N
1006Vehicl	273	200704	1006	Vehicle Description Mismatch	1.0000	60.0000	89.0000	89.0000	0.0000	0.0000	100	100	0.99	0.99		1006N	1006N
1007Obsc	274	200704	1007	Obscured	4.0000	80.0000	90.0000	269.0000	0.6700	0.6700	-1		-1		80	1007N	1007N
1007Speec	275	200704	1007	Speeding	90.0000	80.0000	103.0000	8257.0000	0.0000	0.0000	103		-1			1007Y	1007N
1007Red L	276	200704	1007	Red Light	5.0000	80.0000	75.0000	131.0000	32.7600	58.2500	103		32.76			1007N	1007Y
1007Unrea	277	200704	1007	Unreadable	1.0000	80.0000	90.0000	90.0000	0.0000	0.0000	103		32.76			1007N	1007N
1007Misse	278	200704	1007	Missed Target	1.0000	80.0000	111.0000	111.0000	0.0000	0.0000	103		32.76			1007N	1007N
1007Equip	279	200704	1007	Equipment Error	1.0000	80.0000	92.0000	92.0000	0.0000	0.0000	103		32.76			1007N	1007N
1007Emerg	280	200704	1007	Emergency Vehicle	10.0000	80.0000	95.0000	250.0000	19.9100	105.6600	103	103	32.76	32.76		1007N	1007N
1008Speec	281	200704	1008	Speeding	27.0000	80.0000	106.0000	2478.0000	0.0000	0.0000	106		-1		80	1008Y	1008N

1008Red L	282	200704	1008	Red Light	7.0000	80.0000	69.0000	171.0000	36.5900	227.2300	106	36.59		1008N	1008Y	
1008Unrea	283	200704	1008	Unreadable	1.0000	80.0000	89.0000	89.0000	0.0000	0.0000	106	36.59		1008N	1008N	
1008Misse	284	200704	1008	Missed Target	1.0000	80.0000	97.0000	97.0000	0.0000	0.0000	106	36.59		1008N	1008N	
1008Equip	285	200704	1008	Equipment Error	1.0000	80.0000	64.0000	64.0000	2.1500	2.1500	106	36.59		1008N	1008N	
1008Emerq	286	200704	1008	Emergency Vehicle	1.0000	80.0000	64.0000	64.0000	6.1500	6.1500	106	36.59		1008N	1008N	
1008Motor	287	200704	1008	Motorcycle - Unreadable	2.0000	80.0000	99.0000	189.0000	0.0000	0.0000	106	36.59	36.59	1008N	1008N	
1011Speec	288	200704	1011	Speeding	99.0000	80.0000	128.0000	9210.0000	0.0000	0.0000	128	-1		80	1011Y	1011N
1011Red L	289	200704	1011	Red Light	6.0000	80.0000	67.0000	199.0000	29.4100	75.3500	128	29.41		1011N	1011Y	
1011Unrea	290	200704	1011	Unreadable	1.0000	80.0000	93.0000	93.0000	0.0000	0.0000	128	29.41		1011N	1011N	
1011Misse	291	200704	1011	Missed Target	1.0000	80.0000	78.0000	78.0000	2.1100	2.1100	128	29.41		1011N	1011N	
1011Emerq	292	200704	1011	Emergency Vehicle	14.0000	80.0000	119.0000	859.0000	46.5200	174.0000	128	29.41		1011N	1011N	
1011Motor	293	200704	1011	Motorcycle - Unreadable	1.0000	80.0000	89.0000	89.0000	0.0000	0.0000	128	29.41		1011N	1011N	
1011Vehicl	294	200704	1011	Vehicle Description Mismatch	1.0000	80.0000	101.0000	101.0000	0.0000	0.0000	128	29.41	29.41	1011N	1011N	
1020Obscl	295	200704	1020	Obscured	3.0000	60.0000	77.0000	219.0000	0.0000	0.0000	-1	-1		60	1020N	1020N
1020Speec	296	200704	1020	Speeding	371.0000	60.0000	101.0000	26680.0000	0.0000	0.0000	101	-1		1020Y	1020N	
1020Red L	297	200704	1020	Red Light	8.0000	60.0000	63.0000	264.0000	84.6400	172.5700	101	84.64		1020N	1020Y	
1020Unrea	298	200704	1020	Unreadable	4.0000	60.0000	79.0000	218.0000	33.3700	33.3700	101	84.64		1020N	1020N	
1020Misse	299	200704	1020	Missed Target	4.0000	60.0000	70.0000	193.0000	1.9600	3.6000	101	84.64		1020N	1020N	
1020Equip	300	200704	1020	Equipment Error	1.0000	60.0000	72.0000	72.0000	0.0000	0.0000	101	84.64		1020N	1020N	
1020Emerq	301	200704	1020	Emergency Vehicle	14.0000	60.0000	103.0000	756.0000	27.9200	108.9300	101	84.64		1020N	1020N	
1020Red L	302	200704	1020	Red Light & Speeding	2.0000	60.0000	72.0000	144.0000	0.8700	1.6200	101	84.64		1020Y	1020Y	
1020Motor	303	200704	1020	Motorcycle - Unreadable	5.0000	60.0000	73.0000	361.0000	0.0000	0.0000	101	84.64	84.64	1020N	1020N	
1021Speec	304	200704	1021	Speeding	32.0000	80.0000	106.0000	2960.0000	0.0000	0.0000	106	-1		80	1021Y	1021N
1021Red L	305	200704	1021	Red Light	2.0000	80.0000	(null)	(null)	69.6300	137.5000	106	69.63		1021N	1021Y	
1021Unrea	306	200704	1021	Unreadable	2.0000	80.0000	97.0000	187.0000	0.0000	0.0000	106	69.63		1021N	1021N	
1021Equip	307	200704	1021	Equipment Error	1.0000	80.0000	41.0000	41.0000	12.7100	12.7100	106	69.63	69.63	1021N	1021N	
1022Obscl	308	200704	1022	Obscured	23.0000	60.0000	81.0000	1534.0000	19.5000	20.7700	-1	-1		60	1022N	1022N
1022Speec	309	200704	1022	Speeding	952.0000	60.0000	94.0000	68682.0000	0.0000	0.0000	94	-1		1022Y	1022N	
1022Red L	310	200704	1022	Red Light	20.0000	60.0000	(null)	(null)	56.5900	481.9000	94	56.59		1022N	1022Y	
1022Unrea	311	200704	1022	Unreadable	302.0000	60.0000	94.0000	21700.0000	62.8700	63.6000	94	56.59		1022N	1022N	
1022Equip	312	200704	1022	Equipment Error	4.0000	60.0000	79.0000	303.0000	0.0000	0.0000	94	56.59		1022N	1022N	
1022No Pl	313	200704	1022	No Number Plate	4.0000	60.0000	75.0000	290.0000	0.0000	0.0000	94	56.59		1022N	1022N	
1022Emerq	314	200704	1022	Emergency Vehicle	5.0000	60.0000	87.0000	310.0000	23.0600	23.0600	94	56.59		1022N	1022N	
1022Motor	315	200704	1022	Motorcycle - Unreadable	11.0000	60.0000	85.0000	833.0000	0.0000	0.0000	94	56.59		1022N	1022N	
1022Vehicl	316	200704	1022	Vehicle Description Mismatch	4.0000	60.0000	73.0000	285.0000	0.0000	0.0000	94	56.59	56.59	1022N	1022N	
1023Obscl	317	200704	1023	Obscured	41.0000	80.0000	102.0000	3222.0000	22.4900	68.7200	-1	-1		80	1023N	1023N
1023Speec	318	200704	1023	Speeding	484.0000	80.0000	127.0000	44910.0000	1.7100	2.4500	127	-1		1023Y	1023N	
1023Red A	319	200704	1023	Red Arrow	190.0000	80.0000	(null)	(null)	599.9900	27817.6800	127	599.99		1023N	1023Y	
1023Red L	320	200704	1023	Red Light	39.0000	80.0000	(null)	(null)	82.4500	877.7800	127	599.99		1023N	1023Y	
1023Unrea	321	200704	1023	Unreadable	59.0000	80.0000	106.0000	3477.0000	599.9900	3472.3500	127	599.99		1023N	1023N	
1023Misse	322	200704	1023	Missed Target	4.0000	80.0000	92.0000	92.0000	599.9900	1687.9100	127	599.99		1023N	1023N	
1023Equip	323	200704	1023	Equipment Error	57.0000	80.0000	116.0000	3108.0000	599.9900	1386.6200	127	599.99		1023N	1023N	
1023Emerq	324	200704	1023	Emergency Vehicle	1.0000	80.0000	(null)	(null)	22.7500	22.7500	127	599.99		1023N	1023N	
1023Motor	325	200704	1023	Motorcycle - Unreadable	6.0000	80.0000	111.0000	573.0000	0.0000	0.0000	127	599.99	599.99	1023N	1023N	

Offence	Speeding	RedLight
Emergency Vehicle	N	N
Equipment Error	N	N
Flash Not Evident	N	N
Infringement Lapsed	N	N
Missed Target	N	N
Motorcycle - Unreadable	N	N
No Number Plate	N	N
Obscured	N	N
Red Arrow	N	Y
Red Light	N	Y
Red Light & Speeding	Y	Y
Speeding	Y	N
Target Angle Acute	N	N
Unreadable	N	N
Vehicle Description Mismatch	N	N

Statistics Report - Fixed Sites

August 2007

1001	Intersection Northbourne Avenue and London Circuit		
	Posted Speed Limit:	60 km/h	
	Vehicles Checked		425,956
	Offences Recorded		552
	Red Arrow		0
	Red Light		22
	Red Light & Speeding		0
	Speeding		433
	Infringements Issued		455
		<i>Maximum</i>	<i>Average</i>
	Speed (km/h)	90	71
	Red Time	61.16	11.99
1002	Intersection Northbourne Avenue and Barry Drive		
	Posted Speed Limit:	60 km/h	
	Vehicles Checked		367,744
	Offences Recorded		196
	Red Arrow		0
	Red Light		27
	Red Light & Speeding		1
	Speeding		119
	Infringements Issued		147
		<i>Maximum</i>	<i>Average</i>
	Speed (km/h)	82	71
	Red Time	76.82	22.81
1004	Intersection Drakeford Drive and Marconi Crescent		
	Posted Speed Limit:	80 km/h	
	Vehicles Checked		330,354
	Offences Recorded		365
	Red Arrow		1
	Red Light		5
	Red Light & Speeding		0
	Speeding		287
	Infringements Issued		293
		<i>Maximum</i>	<i>Average</i>
	Speed (km/h)	114	92
	Red Time	95.78	52.84
1006	Intersection of Northbourne Ave, Antill St & Mouat		
	Posted Speed Limit:	60 km/h	
	Vehicles Checked		177,393
	Offences Recorded		763
	Red Arrow		0
	Red Light		0
	Red Light & Speeding		1
	Speeding		645
	Infringements Issued		646
		<i>Maximum</i>	<i>Average</i>
	Speed (km/h)	93	72
	Red Time	1.02	1.02
1007	INTERSECTION OF GINNINDERRA AND AIKMAN		
	Posted Speed Limit:	80 km/h	
	Vehicles Checked		288,820
	Offences Recorded		80
	Red Arrow		0
	Red Light		4
	Red Light & Speeding		0
	Speeding		64
	Infringements Issued		68
		<i>Maximum</i>	<i>Average</i>
	Speed (km/h)	108	92
	Red Time	30.11	18.72
1008	Intersection of Hindmarsh Dve & Tuggeranong Pwy		
	Posted Speed Limit:	80 km/h	
	Vehicles Checked		227,640
	Offences Recorded		47
	Red Arrow		0
	Red Light		10
	Red Light & Speeding		0
	Speeding		29
	Infringements Issued		39
		<i>Maximum</i>	<i>Average</i>
	Speed (km/h)	104	94
	Red Time	44.87	21.43
1011	INTERSECTION OF GINNINDERRA AND COULTER		
	Posted Speed Limit:	80 km/h	
	Vehicles Checked		177,460
	Offences Recorded		102
	Red Arrow		0
	Red Light		1
	Red Light & Speeding		2
	Speeding		79
	Infringements Issued		82
		<i>Maximum</i>	<i>Average</i>
	Speed (km/h)	132	93
	Red Time	15.15	6.59
1020	INTERSECTION OF BARRY DVE AND MARCUS CLARK		
	Posted Speed Limit:	60 km/h	
	Vehicles Checked		277,965
	Offences Recorded		296
	Red Arrow		0
	Red Light		5
	Red Light & Speeding		0
	Speeding		269
	Infringements Issued		274
		<i>Maximum</i>	<i>Average</i>
	Speed (km/h)	107	72
	Red Time	9.53	3.16
1021	INTERSECTION OF HINDMARSH DRIVE AND YAMBA DRIVE		
	Posted Speed Limit:	80 km/h	
	Vehicles Checked		294,167
	Offences Recorded		51

	Red Arrow		2	
	Red Light		4	
	Red Light & Speeding		0	
	Speeding		26	
	Infringements Issued		32	
		<i>Maximum</i>		<i>Average</i>
	Speed (km/h)	112		92
	Red Time	113.1		49.41
1022	INTERSECTION HINDMARSH DRIVE AND BALL ST			
	Posted Speed Limit:	60 km/h		
	Vehicles Checked		192,719	
	Offences Recorded		920	
	Red Arrow		0	
	Red Light		14	
	Red Light & Speeding		0	
	Speeding		556	
	Infringements Issued		570	
		<i>Maximum</i>		<i>Average</i>
	Speed (km/h)	133		72
	Red Time	59.61		20.22
1023	INTERSECTION HINDMARSH AND NEWCASTLE ST			
	Posted Speed Limit:	80 km/h		
	Vehicles Checked		247,175	
	Offences Recorded		358	
	Red Arrow		152	
	Red Light		28	
	Red Light & Speeding		0	
	Speeding		121	
	Infringements Issued		301	
		<i>Maximum</i>		<i>Average</i>
	Speed (km/h)	126		94
	Red Time	599.99		119.11
1024	INTERSECTION CANBERRA AVE AND CAPTAIN COOK CRES			
	Posted Speed Limit:	60 km/h		
	Vehicles Checked		62,977	
	Offences Recorded		416	
	Red Arrow		0	
	Red Light		53	
	Red Light & Speeding		0	
	Speeding		218	
	Infringements Issued		271	
		<i>Maximum</i>		<i>Average</i>
	Speed (km/h)	88		72
	Red Time	57.58		10.30
1025	INTERSECTION OF GUNDAROO DRIVE AND GUNGAHLIN DRIVE			
	Posted Speed Limit:	80 km/h		
	Vehicles Checked		0	
	Offences Recorded		313	
	Red Arrow		96	
	Red Light		82	
	Red Light & Speeding		0	
	Speeding		19	
	Infringements Issued		197	
		<i>Maximum</i>		<i>Average</i>
	Speed (km/h)	109		94
	Red Time	599.99		136.79
1031	BETWEEN ANTILL STREET AND MAJURA ROAD			
	Posted Speed Limit:	80 km/h		
	Vehicles Checked		27,422	
	Offences Recorded		317	
	Red Arrow		0	
	Red Light		0	
	Red Light & Speeding		0	
	Speeding		298	
	Infringements Issued		298	
		<i>Maximum</i>		<i>Average</i>
	Speed (km/h)	111		93
	Red Time	None		N/A
1034	NEAR COTTER ROAD OVERPASS (NORTHBOUND)			
	Posted Speed Limit:	100 km/h		
	Vehicles Checked		284,462	
	Offences Recorded		574	
	Red Arrow		0	
	Red Light		0	
	Red Light & Speeding		0	
	Speeding		523	
	Infringements Issued		523	
		<i>Maximum</i>		<i>Average</i>
	Speed (km/h)	188		117
	Red Time	None		N/A
1035	NEAR COTTER ROAD OVERPASS (SOUTHBOUND)			
	Posted Speed Limit:	100 km/h		
	Vehicles Checked		278,356	
	Offences Recorded		991	
	Red Arrow		0	
	Red Light		0	
	Red Light & Speeding		0	
	Speeding		766	
	Infringements Issued		766	
		<i>Maximum</i>		<i>Average</i>
	Speed (km/h)	176		117
	Red Time	None		N/A
SUMMARY				
	Vehicles checked		3,660,610	
	Offences Recorded		6,341	
	Red Light		255	
	Red Arrow		251	
	Red Light & Speeding		4	
	Speeding		4,452	
	Total Infringements Issued		4,962	
	% of checked vehicles offending		0.17%	
	% of offending vehicles issued infringements		78.25%	

72	200708	1001	Intersection Northbourne Avenue and London Circuit	425956.0000
73	200708	1002	Intersection Northbourne Avenue and Barry Drive	367744.0000
74	200708	1004	Intersection Drakeford Drive and Marconi Crescent	330354.0000
75	200708	1006	Intersection of Northbourne Ave, Antill St & Mouat	177393.0000
76	200708	1007	INTERSECTION OF GINNINDERRA AND AIKMAN	288820.0000
77	200708	1008	Intersection of Hindmarsh Dve & Tuggeranong Pwy	227640.0000
78	200708	1011	INTERSECTION OF GINNINDERRA AND COULTER	177460.0000
79	200708	1020	INTERSECTION OF BARRY DVE AND MARCUS CLARK	277965.0000
80	200708	1021	INTERSECTION OF HINDMARSH DRIVE AND YAMBA DRIVE	294167.0000
81	200708	1022	INTERSECTION HINDMARSH DRIVE AND BALL ST	192719.0000
82	200708	1023	INTERSECTION HINDMARSH AND NEWCASTLE ST	247175.0000
83	200708	1024	INTERSECTION CANBERRA AVE AND CAPTAIN COOK CRES	62977.0000
84	200708	1025	INTERSECTION OF GUNDAROO DRIVE AND GUNGAHLIN DRIVE	0.0000
85	200708	1031	BETWEEN ANTILL STREET AND MAJURA ROAD	27422.0000
86	200708	1034	NEAR COTTER ROAD OVERPASS (NORTHBOUND)	284462.0000
87	200708	1035	NEAR COTTER ROAD OVERPASS (SOUTHBOUND)	278356.0000

KeyOff	ID	Month	Site	Offence	Count	Limit	Speed	SumSpeed	Red	SumRed	IntSpeed	MaxSpeed	IntRed	MaxRed	Limit1	KeySpeed	KeyRed
1001Obsct	613	200708	1001	Obscured	8.0000	60.0000	73.0000	563.0000	0.0000	0.0000	-1		-1		60	1001N	1001N
1001Speec	614	200708	1001	Speeding	433.0000	60.0000	90.0000	30950.0000	0.0000	0.0000	90		-1			1001Y	1001N
1001Red L	615	200708	1001	Red Light	22.0000	60.0000	67.0000	870.0000	61.1600	263.8600	90		61.16			1001N	1001Y
1001Unrea	616	200708	1001	Unreadable	57.0000	60.0000	95.0000	4053.0000	0.7900	1.4100	90		61.16			1001N	1001N
1001Misse	617	200708	1001	Missed Target	11.0000	60.0000	81.0000	780.0000	0.8700	0.8700	90		61.16			1001N	1001N
1001Emerq	618	200708	1001	Emergency Vehicle	19.0000	60.0000	111.0000	836.0000	48.5100	289.3000	90		61.16			1001N	1001N
1001Motor	619	200708	1001	Motorcycle - Unreadable	2.0000	60.0000	70.0000	139.0000	0.0000	0.0000	90	90	61.16	61.16		1001N	1001N
1002Obsct	620	200708	1002	Obscured	23.0000	60.0000	77.0000	321.0000	73.6000	703.2800	-1		-1		60	1002N	1002N
1002Speec	621	200708	1002	Speeding	119.0000	60.0000	82.0000	8480.0000	0.0000	0.0000	82		-1			1002Y	1002N
1002Red L	622	200708	1002	Red Light	27.0000	60.0000	66.0000	574.0000	76.8200	636.0100	82		76.82			1002N	1002Y
1002Unrea	623	200708	1002	Unreadable	8.0000	60.0000	76.0000	467.0000	33.8300	41.0500	82		76.82			1002N	1002N
1002Misse	624	200708	1002	Missed Target	8.0000	60.0000	96.0000	388.0000	38.9600	94.0300	82		76.82			1002N	1002N
1002Equip	625	200708	1002	Equipment Error	1.0000	60.0000	(null)	(null)	21.4700	21.4700	82		76.82			1002N	1002N
1002Emerq	626	200708	1002	Emergency Vehicle	9.0000	60.0000	91.0000	248.0000	75.7100	334.0300	82		76.82			1002N	1002N
1002Red L	627	200708	1002	Red Light & Speeding	1.0000	60.0000	79.0000	79.0000	2.6900	2.6900	82	82	76.82	76.82		1002Y	1002Y
1004Obsct	628	200708	1004	Obscured	8.0000	80.0000	94.0000	724.0000	0.0000	0.0000	-1		-1		80	1004N	1004N
1004Speec	629	200708	1004	Speeding	287.0000	80.0000	114.0000	26411.0000	0.0000	0.0000	114		-1			1004Y	1004N
1004Red A	630	200708	1004	Red Arrow	1.0000	80.0000	34.0000	34.0000	95.7800	95.7800	114		95.78			1004N	1004Y
1004Red L	631	200708	1004	Red Light	5.0000	80.0000	18.0000	75.0000	79.7700	221.2500	114		95.78			1004N	1004Y
1004Unrea	632	200708	1004	Unreadable	29.0000	80.0000	104.0000	2596.0000	94.6600	163.4800	114		95.78			1004N	1004N
1004Misse	633	200708	1004	Missed Target	6.0000	80.0000	94.0000	546.0000	0.0000	0.0000	114		95.78			1004N	1004N
1004Equip	634	200708	1004	Equipment Error	3.0000	80.0000	100.0000	278.0000	0.0000	0.0000	114		95.78			1004N	1004N
1004No Pl	635	200708	1004	No Number Plate	1.0000	80.0000	89.0000	89.0000	0.0000	0.0000	114		95.78			1004N	1004N
1004Emerq	636	200708	1004	Emergency Vehicle	18.0000	80.0000	108.0000	920.0000	78.4500	324.4400	114		95.78			1004N	1004N
1004Flash	637	200708	1004	Flash Not Evident	3.0000	80.0000	100.0000	229.0000	175.0500	175.0500	114		95.78			1004N	1004N
1004Targe	638	200708	1004	Target Angle Acute	1.0000	80.0000	91.0000	91.0000	0.0000	0.0000	114		95.78			1004N	1004N
1004Infring	639	200708	1004	Infringement Lapsed	1.0000	80.0000	102.0000	102.0000	0.0000	0.0000	114		95.78			1004N	1004N
1004Motor	640	200708	1004	Motorcycle - Unreadable	2.0000	80.0000	95.0000	185.0000	0.0000	0.0000	114	114	95.78	95.78		1004N	1004N
1006Obsct	641	200708	1006	Obscured	40.0000	60.0000	79.0000	2795.0000	1.1500	1.1500	-1		-1		60	1006N	1006N
1006Speec	642	200708	1006	Speeding	645.0000	60.0000	93.0000	46287.0000	0.0000	0.0000	93		-1			1006Y	1006N
1006Unrea	643	200708	1006	Unreadable	44.0000	60.0000	80.0000	3166.0000	0.0000	0.0000	93		-1			1006N	1006N
1006Misse	644	200708	1006	Missed Target	15.0000	60.0000	77.0000	1002.0000	15.9500	15.9500	93		-1			1006N	1006N
1006No Pl	645	200708	1006	No Number Plate	3.0000	60.0000	74.0000	215.0000	0.0000	0.0000	93		-1			1006N	1006N
1006Emerq	646	200708	1006	Emergency Vehicle	3.0000	60.0000	74.0000	74.0000	51.5100	57.2600	93		-1			1006N	1006N
1006Red L	647	200708	1006	Red Light & Speeding	1.0000	60.0000	69.0000	69.0000	1.0200	1.0200	93		1.02			1006Y	1006Y
1006Motor	648	200708	1006	Motorcycle - Unreadable	7.0000	60.0000	77.0000	515.0000	0.0000	0.0000	93		1.02			1006N	1006N
1006Vehicl	649	200708	1006	Vehicle Description Mismatch	5.0000	60.0000	75.0000	355.0000	0.0000	0.0000	93	93	1.02	1.02		1006N	1006N
1007Obsct	650	200708	1007	Obscured	2.0000	80.0000	91.0000	180.0000	0.0000	0.0000	-1		-1		80	1007N	1007N
1007Speec	651	200708	1007	Speeding	64.0000	80.0000	108.0000	5882.0000	0.0000	0.0000	108		-1			1007Y	1007N
1007Red L	652	200708	1007	Red Light	4.0000	80.0000	73.0000	193.0000	30.1100	74.8700	108		30.11			1007N	1007Y
1007Unrea	653	200708	1007	Unreadable	3.0000	80.0000	90.0000	270.0000	0.0000	0.0000	108		30.11			1007N	1007N
1007Misse	654	200708	1007	Missed Target	2.0000	80.0000	97.0000	186.0000	0.0000	0.0000	108		30.11			1007N	1007N
1007Emerq	655	200708	1007	Emergency Vehicle	5.0000	80.0000	93.0000	153.0000	37.9900	47.2300	108	108	30.11	30.11		1007N	1007N
1008Obsct	656	200708	1008	Obscured	2.0000	80.0000	91.0000	105.0000	22.9900	22.9900	-1		-1		80	1008N	1008N
1008Speec	657	200708	1008	Speeding	29.0000	80.0000	104.0000	2712.0000	0.0000	0.0000	104		-1			1008Y	1008N
1008Red L	658	200708	1008	Red Light	10.0000	80.0000	73.0000	226.0000	44.8700	214.3300	104		44.87			1008N	1008Y
1008Misse	659	200708	1008	Missed Target	3.0000	80.0000	90.0000	268.0000	0.0000	0.0000	104		44.87			1008N	1008N
1008Equip	660	200708	1008	Equipment Error	1.0000	80.0000	16.0000	16.0000	27.8300	27.8300	104		44.87			1008N	1008N

1008Emerq	661	200708	1008	Emergency Vehicle	2.0000	80.0000	163.0000	189.0000	35.0600	35.0600	104	104	44.87	44.87	1008N	1008N	
1011Obsct	662	200708	1011	Obscured	3.0000	80.0000	98.0000	289.0000	0.0000	0.0000	-1		-1		80	1011N	1011N
1011Speec	663	200708	1011	Speeding	79.0000	80.0000	132.0000	7300.0000	0.0000	0.0000	132		-1		1011Y	1011N	
1011Red L	664	200708	1011	Red Light	1.0000	80.0000	(null)	(null)	2.3100	2.3100	132		2.31		1011N	1011Y	
1011Unrea	665	200708	1011	Unreadable	4.0000	80.0000	92.0000	264.0000	32.0700	34.3300	132		2.31		1011N	1011N	
1011Misse	666	200708	1011	Missed Target	1.0000	80.0000	90.0000	90.0000	0.0000	0.0000	132		2.31		1011N	1011N	
1011Emerq	667	200708	1011	Emergency Vehicle	11.0000	80.0000	123.0000	738.0000	67.1900	152.6300	132		2.31		1011N	1011N	
1011Red L	668	200708	1011	Red Light & Speeding	2.0000	80.0000	107.0000	204.0000	15.1500	17.4500	132		15.15		1011Y	1011Y	
1011Vehicl	669	200708	1011	Vehicle Description Mismatch	1.0000	80.0000	97.0000	97.0000	0.0000	0.0000	132	132	15.15	15.15	1011N	1011N	
1020Obsct	670	200708	1020	Obscured	4.0000	60.0000	77.0000	285.0000	1.7100	1.7100	-1		-1		60	1020N	1020N
1020Speec	671	200708	1020	Speeding	269.0000	60.0000	107.0000	19318.0000	0.0000	0.0000	107		-1		1020Y	1020N	
1020Red L	672	200708	1020	Red Light	5.0000	60.0000	59.0000	123.0000	9.5300	15.8200	107		9.53		1020N	1020Y	
1020Unrea	673	200708	1020	Unreadable	4.0000	60.0000	73.0000	280.0000	0.0000	0.0000	107		9.53		1020N	1020N	
1020Emerq	674	200708	1020	Emergency Vehicle	10.0000	60.0000	79.0000	459.0000	47.5200	185.2000	107		9.53		1020N	1020N	
1020Motor	675	200708	1020	Motorcycle - Unreadable	3.0000	60.0000	84.0000	225.0000	0.0000	0.0000	107		9.53		1020N	1020N	
1020Vehicl	676	200708	1020	Vehicle Description Mismatch	1.0000	60.0000	93.0000	93.0000	0.0000	0.0000	107	107	9.53	9.53	1020N	1020N	
1021Obsct	677	200708	1021	Obscured	1.0000	80.0000	92.0000	92.0000	0.0000	0.0000	-1		-1		80	1021N	1021N
1021Speec	678	200708	1021	Speeding	26.0000	80.0000	112.0000	2384.0000	0.0000	0.0000	112		-1		1021Y	1021N	
1021Red A	679	200708	1021	Red Arrow	2.0000	80.0000	28.0000	44.0000	113.1000	137.2800	112		113.1		1021N	1021Y	
1021Red L	680	200708	1021	Red Light	4.0000	80.0000	54.0000	54.0000	83.5500	159.1600	112		113.1		1021N	1021Y	
1021Unrea	681	200708	1021	Unreadable	8.0000	80.0000	100.0000	543.0000	220.7100	291.3000	112		113.1		1021N	1021N	
1021Misse	682	200708	1021	Missed Target	1.0000	80.0000	48.0000	48.0000	134.5600	134.5600	112		113.1		1021N	1021N	
1021Equip	683	200708	1021	Equipment Error	6.0000	80.0000	74.0000	271.0000	105.9100	284.1700	112		113.1		1021N	1021N	
1021Emerq	684	200708	1021	Emergency Vehicle	3.0000	80.0000	28.0000	77.0000	18.8000	42.8800	112	112	113.1	113.1	1021N	1021N	
1022Obsct	685	200708	1022	Obscured	13.0000	60.0000	75.0000	845.0000	6.7200	6.7200	-1		-1		60	1022N	1022N
1022Speec	686	200708	1022	Speeding	556.0000	60.0000	133.0000	40078.0000	0.3500	0.3500	133		-1		1022Y	1022N	
1022Red L	687	200708	1022	Red Light	14.0000	60.0000	(null)	(null)	59.6100	283.0300	133		59.61		1022N	1022Y	
1022Unrea	688	200708	1022	Unreadable	304.0000	60.0000	99.0000	21833.0000	29.6900	41.8500	133		59.61		1022N	1022N	
1022Equip	689	200708	1022	Equipment Error	1.0000	60.0000	76.0000	76.0000	0.0000	0.0000	133		59.61		1022N	1022N	
1022No Pl	690	200708	1022	No Number Plate	2.0000	60.0000	79.0000	152.0000	0.0000	0.0000	133		59.61		1022N	1022N	
1022Emerq	691	200708	1022	Emergency Vehicle	21.0000	60.0000	98.0000	1155.0000	80.7300	218.2600	133		59.61		1022N	1022N	
1022Motor	692	200708	1022	Motorcycle - Unreadable	6.0000	60.0000	105.0000	403.0000	27.5300	27.5500	133		59.61		1022N	1022N	
1022Vehicl	693	200708	1022	Vehicle Description Mismatch	3.0000	60.0000	77.0000	221.0000	0.0000	0.0000	133	133	59.61	59.61	1022N	1022N	
1023Obsct	694	200708	1023	Obscured	33.0000	80.0000	94.0000	1452.0000	599.9900	1422.1200	-1		-1		80	1023N	1023N
1023Speec	695	200708	1023	Speeding	121.0000	80.0000	126.0000	11329.0000	0.0400	0.0400	126		-1		1023Y	1023N	
1023Red A	696	200708	1023	Red Arrow	152.0000	80.0000	(null)	(null)	599.9900	20754.4200	126		599.99		1023N	1023Y	
1023Red L	697	200708	1023	Red Light	28.0000	80.0000	(null)	(null)	73.0000	686.2000	126		599.99		1023N	1023Y	
1023Unrea	698	200708	1023	Unreadable	17.0000	80.0000	98.0000	562.0000	599.9900	1371.2400	126		599.99		1023N	1023N	
1023Misse	699	200708	1023	Missed Target	4.0000	80.0000	(null)	(null)	157.4900	262.1600	126		599.99		1023N	1023N	
1023No Pl	700	200708	1023	No Number Plate	2.0000	80.0000	(null)	(null)	599.9900	707.2900	126		599.99		1023N	1023N	
1023Vehicl	701	200708	1023	Vehicle Description Mismatch	1.0000	80.0000	104.0000	104.0000	0.0000	0.0000	126	126	599.99	599.99	1023N	1023N	
1024Obsct	702	200708	1024	Obscured	20.0000	60.0000	71.0000	351.0000	599.9900	4535.0500	-1		-1		60	1024N	1024N
1024Speec	703	200708	1024	Speeding	218.0000	60.0000	88.0000	15711.0000	0.3900	2.1100	88		-1		1024Y	1024N	
1024Red L	704	200708	1024	Red Light	53.0000	60.0000	(null)	(null)	57.5800	545.7400	88		57.58		1024N	1024Y	
1024Unrea	705	200708	1024	Unreadable	83.0000	60.0000	87.0000	5415.0000	379.6100	673.1900	88		57.58		1024N	1024N	
1024Misse	706	200708	1024	Missed Target	22.0000	60.0000	(null)	(null)	599.9900	7663.5400	88		57.58		1024N	1024N	
1024No Pl	707	200708	1024	No Number Plate	1.0000	60.0000	70.0000	70.0000	0.0000	0.0000	88		57.58		1024N	1024N	
1024Emerq	708	200708	1024	Emergency Vehicle	13.0000	60.0000	83.0000	235.0000	471.7500	1276.9900	88		57.58		1024N	1024N	
1024Infring	709	200708	1024	Infringement Lapsed	1.0000	60.0000	69.0000	69.0000	0.0000	0.0000	88		57.58		1024N	1024N	

1024Motor	710	200708	1024	Motorcycle - Unreadable	3.0000	60.0000	77.0000	227.0000	0.0000	0.0000	88		57.58		1024N	1024N	
1024Vehicl	711	200708	1024	Vehicle Description Mismatch	2.0000	60.0000	80.0000	150.0000	0.0000	0.0000	88	88	57.58	57.58	1024N	1024N	
1025Obscd	712	200708	1025	Obscured	49.0000	80.0000	90.0000	179.0000	599.9900	4450.6300	-1		-1		80	1025N	1025N
1025Speec	713	200708	1025	Speeding	19.0000	80.0000	109.0000	1777.0000	0.4300	0.7800	109		-1			1025Y	1025N
1025Red A	714	200708	1025	Red Arrow	96.0000	80.0000	4.0000	4.0000	599.9900	18964.0900	109		599.99			1025N	1025Y
1025Red L	715	200708	1025	Red Light	82.0000	80.0000	(null)	(null)	518.8100	5385.2500	109		599.99			1025N	1025Y
1025Unrea	716	200708	1025	Unreadable	43.0000	80.0000	99.0000	371.0000	599.9900	4607.6300	109		599.99			1025N	1025N
1025Misse	717	200708	1025	Missed Target	13.0000	80.0000	(null)	(null)	359.0000	1840.3100	109		599.99			1025N	1025N
1025Equip	718	200708	1025	Equipment Error	3.0000	80.0000	90.0000	90.0000	62.3100	105.4500	109		599.99			1025N	1025N
1025No Nl	719	200708	1025	No Number Plate	1.0000	80.0000	(null)	(null)	1.4300	1.4300	109		599.99			1025N	1025N
1025Emerg	720	200708	1025	Emergency Vehicle	5.0000	80.0000	125.0000	125.0000	29.0800	95.8000	109		599.99			1025N	1025N
1025Motor	721	200708	1025	Motorcycle - Unreadable	1.0000	80.0000	110.0000	110.0000	0.0000	0.0000	109		599.99			1025N	1025N
1025Vehicl	722	200708	1025	Vehicle Description Mismatch	1.0000	80.0000	(null)	(null)	496.8700	496.8700	109	109	599.99	599.99		1025N	1025N
1031Obscd	723	200708	1031	Obscured	4.0000	80.0000	95.0000	363.0000	0.0000	0.0000	-1		-1		80	1031N	1031N
1031Speec	724	200708	1031	Speeding	298.0000	80.0000	111.0000	27743.0000	0.0000	0.0000	111		-1			1031Y	1031N
1031Unrea	725	200708	1031	Unreadable	14.0000	80.0000	112.0000	1335.0000	0.0000	0.0000	111		-1			1031N	1031N
1031Emerg	726	200708	1031	Emergency Vehicle	1.0000	80.0000	89.0000	89.0000	0.0000	0.0000	111	111	-1	-1		1031N	1031N
1034Obscd	727	200708	1034	Obscured	16.0000	100.0000	123.0000	1840.0000	0.0000	0.0000	-1		-1		100	1034N	1034N
1034Speec	728	200708	1034	Speeding	523.0000	100.0000	188.0000	60965.0000	0.0000	0.0000	188		-1			1034Y	1034N
1034Unrea	729	200708	1034	Unreadable	29.0000	100.0000	131.0000	3393.0000	0.0000	0.0000	188		-1			1034N	1034N
1034No Nl	730	200708	1034	No Number Plate	1.0000	100.0000	124.0000	124.0000	0.0000	0.0000	188		-1			1034N	1034N
1034Emerg	731	200708	1034	Emergency Vehicle	2.0000	100.0000	138.0000	255.0000	0.0000	0.0000	188		-1			1034N	1034N
1034Motor	732	200708	1034	Motorcycle - Unreadable	3.0000	100.0000	128.0000	373.0000	0.0000	0.0000	188	188	-1	-1		1034N	1034N
1035Obscd	733	200708	1035	Obscured	15.0000	100.0000	122.0000	1733.0000	0.0000	0.0000	-1		-1		100	1035N	1035N
1035Speec	734	200708	1035	Speeding	766.0000	100.0000	176.0000	89528.0000	0.0000	0.0000	176		-1			1035Y	1035N
1035Unrea	735	200708	1035	Unreadable	190.0000	100.0000	178.0000	22244.0000	0.0000	0.0000	176		-1			1035N	1035N
1035Misse	736	200708	1035	Missed Target	1.0000	100.0000	114.0000	114.0000	0.0000	0.0000	176		-1			1035N	1035N
1035No Nl	737	200708	1035	No Number Plate	1.0000	100.0000	112.0000	112.0000	0.0000	0.0000	176		-1			1035N	1035N
1035Emerg	738	200708	1035	Emergency Vehicle	4.0000	100.0000	152.0000	524.0000	0.0000	0.0000	176		-1			1035N	1035N
1035Motor	739	200708	1035	Motorcycle - Unreadable	9.0000	100.0000	203.0000	1257.0000	0.0000	0.0000	176		-1			1035N	1035N
1035Vehicl	740	200708	1035	Vehicle Description Mismatch	5.0000	100.0000	128.0000	593.0000	0.0000	0.0000	176	176	-1	-1		1035N	1035N
											0		0		0		

Offence	Speeding	RedLight
Emergency Vehicle	N	N
Equipment Error	N	N
Flash Not Evident	N	N
Infringement Lapsed	N	N
Missed Target	N	N
Motorcycle - Unreadable	N	N
No Number Plate	N	N
Obscured	N	N
Red Arrow	N	Y
Red Light	N	Y
Red Light & Speeding	Y	Y
Speeding	Y	N
Target Angle Acute	N	N
Unreadable	N	N
Vehicle Description Mismatch	N	N

Statistics Report - Fixed Sites

December 2007

1001	Intersection Northbourne Avenue and London Circuit		
	Posted Speed Limit:	60 km/h	
	Vehicles Checked		372,795
	Offences Recorded		555
	Red Arrow		1
	Red Light		29
	Red Light & Speeding		0
	Speeding		457
	Infringements Issued		487
		<i>Maximum</i>	<i>Average</i>
	Speed (km/h)	85	71
	Red Time	50.59	8.39
1002	Intersection Northbourne Avenue and Barry Drive		
	Posted Speed Limit:	60 km/h	
	Vehicles Checked		379,931
	Offences Recorded		188
	Red Arrow		0
	Red Light		54
	Red Light & Speeding		0
	Speeding		95
	Infringements Issued		149
		<i>Maximum</i>	<i>Average</i>
	Speed (km/h)	109	72
	Red Time	71.71	26.45
1004	Intersection Drakeford Drive and Marconi Crescent		
	Posted Speed Limit:	80 km/h	
	Vehicles Checked		274,164
	Offences Recorded		200
	Red Arrow		8
	Red Light		2
	Red Light & Speeding		1
	Speeding		146
	Infringements Issued		157
		<i>Maximum</i>	<i>Average</i>
	Speed (km/h)	112	92
	Red Time	182.1	55.10
1006	Intersection of Northbourne Ave, Antill St & Mouat		
	Posted Speed Limit:	60 km/h	
	Vehicles Checked		150,525
	Offences Recorded		643
	Red Arrow		0
	Red Light		4
	Red Light & Speeding		0
	Speeding		574
	Infringements Issued		578
		<i>Maximum</i>	<i>Average</i>
	Speed (km/h)	92	72
	Red Time	24	11.66
1007	INTERSECTION OF GINNINDERRA AND AIKMAN		
	Posted Speed Limit:	80 km/h	
	Vehicles Checked		238,149
	Offences Recorded		103
	Red Arrow		0
	Red Light		8
	Red Light & Speeding		0
	Speeding		81
	Infringements Issued		89
		<i>Maximum</i>	<i>Average</i>
	Speed (km/h)	118	92
	Red Time	27.39	10.86
1008	Intersection of Hindmarsh Dve & Tuggeranong Pwy		
	Posted Speed Limit:	80 km/h	
	Vehicles Checked		231,723
	Offences Recorded		38
	Red Arrow		0
	Red Light		12
	Red Light & Speeding		0
	Speeding		18
	Infringements Issued		30
		<i>Maximum</i>	<i>Average</i>
	Speed (km/h)	126	93
	Red Time	51.87	21.54
1011	INTERSECTION OF GINNINDERRA AND COULTER		
	Posted Speed Limit:	80 km/h	
	Vehicles Checked		158,910
	Offences Recorded		102
	Red Arrow		0
	Red Light		6
	Red Light & Speeding		2
	Speeding		67
	Infringements Issued		75
		<i>Maximum</i>	<i>Average</i>
	Speed (km/h)	102	92
	Red Time	36.19	12.04
1020	INTERSECTION OF BARRY DVE AND MARCUS CLARK		
	Posted Speed Limit:	60 km/h	
	Vehicles Checked		319,959
	Offences Recorded		272
	Red Arrow		0
	Red Light		6
	Red Light & Speeding		0
	Speeding		239
	Infringements Issued		245
		<i>Maximum</i>	<i>Average</i>
	Speed (km/h)	93	72
	Red Time	43.79	19.07
1021	INTERSECTION OF HINDMARSH DRIVE AND YAMBA DRIVE		
	Posted Speed Limit:	80 km/h	
	Vehicles Checked		296,889
	Offences Recorded		28

	Red Arrow		0	
	Red Light		3	
	Red Light & Speeding		0	
	Speeding		10	
	Infringements Issued		13	
		<i>Maximum</i>		<i>Average</i>
	Speed (km/h)	93		91
	Red Time	59.58		45.08
1022	INTERSECTION HINDMARSH DRIVE AND BALL ST			
	Posted Speed Limit:	60 km/h		
	Vehicles Checked		232,919	
	Offences Recorded		1,093	
	Red Arrow		0	
	Red Light		23	
	Red Light & Speeding		0	
	Speeding		431	
	Infringements Issued		454	
		<i>Maximum</i>		<i>Average</i>
	Speed (km/h)	94		72
	Red Time	65.69		27.01
1023	INTERSECTION HINDMARSH AND NEWCASTLE ST			
	Posted Speed Limit:	80 km/h		
	Vehicles Checked		331,141	
	Offences Recorded		464	
	Red Arrow		165	
	Red Light		46	
	Red Light & Speeding		0	
	Speeding		163	
	Infringements Issued		374	
		<i>Maximum</i>		<i>Average</i>
	Speed (km/h)	116		93
	Red Time	599.99		76.10
1024	INTERSECTION CANBERRA AVE AND CAPTAIN COOK CRES			
	Posted Speed Limit:	60 km/h		
	Vehicles Checked		284,944	
	Offences Recorded		923	
	Red Arrow		0	
	Red Light		171	
	Red Light & Speeding		0	
	Speeding		149	
	Infringements Issued		320	
		<i>Maximum</i>		<i>Average</i>
	Speed (km/h)	99		72
	Red Time	340.43		10.41
1025	INTERSECTION OF GUNDAROO DRIVE AND GUNGAHLIN DRIVE			
	Posted Speed Limit:	80 km/h		
	Vehicles Checked		168,530	
	Offences Recorded		594	
	Red Arrow		165	
	Red Light		166	
	Red Light & Speeding		0	
	Speeding		24	
	Infringements Issued		355	
		<i>Maximum</i>		<i>Average</i>
	Speed (km/h)	108		92
	Red Time	599.99		102.74
1031	BETWEEN ANTILL STREET AND MAJURA ROAD			
	Posted Speed Limit:	80 km/h		
	Vehicles Checked		207,787	
	Offences Recorded		1,805	
	Red Arrow		0	
	Red Light		0	
	Red Light & Speeding		0	
	Speeding		1,651	
	Infringements Issued		1,651	
		<i>Maximum</i>		<i>Average</i>
	Speed (km/h)	118		93
	Red Time	None		N/A
1034	NEAR COTTER ROAD OVERPASS (NORTHBOUND)			
	Posted Speed Limit:	100 km/h		
	Vehicles Checked		369,441	
	Offences Recorded		318	
	Red Arrow		0	
	Red Light		0	
	Red Light & Speeding		0	
	Speeding		281	
	Infringements Issued		281	
		<i>Maximum</i>		<i>Average</i>
	Speed (km/h)	154		116
	Red Time	None		N/A
1035	NEAR COTTER ROAD OVERPASS (SOUTHBOUND)			
	Posted Speed Limit:	100 km/h		
	Vehicles Checked		397,076	
	Offences Recorded		375	
	Red Arrow		0	
	Red Light		0	
	Red Light & Speeding		0	
	Speeding		342	
	Infringements Issued		342	
		<i>Maximum</i>		<i>Average</i>
	Speed (km/h)	192		117
	Red Time	None		N/A
SUMMARY				
	Vehicles checked		4,414,883	
	Offences Recorded		7,701	
	Red Light		530	
	Red Arrow		339	
	Red Light & Speeding		3	
	Speeding		4,728	
	Total Infringements Issued		5,600	
	% of checked vehicles offending		0.17%	
	% of offending vehicles issued infringements		72.72%	

136	200712	1001	Intersection Northbourne Avenue and London Circuit	372795.0000
137	200712	1002	Intersection Northbourne Avenue and Barry Drive	379931.0000
138	200712	1004	Intersection Drakeford Drive and Marconi Crescent	274164.0000
139	200712	1006	Intersection of Northbourne Ave, Antill St & Mouat	150525.0000
140	200712	1007	INTERSECTION OF GINNINDERRA AND AIKMAN	238149.0000
141	200712	1008	Intersection of Hindmarsh Dve & Tuggeranong Pwy	231723.0000
142	200712	1011	INTERSECTION OF GINNINDERRA AND COULTER	158910.0000
143	200712	1020	INTERSECTION OF BARRY DVE AND MARCUS CLARK	319959.0000
144	200712	1021	INTERSECTION OF HINDMARSH DRIVE AND YAMBA DRIVE	296889.0000
145	200712	1022	INTERSECTION HINDMARSH DRIVE AND BALL ST	232919.0000
146	200712	1023	INTERSECTION HINDMARSH AND NEWCASTLE ST	331141.0000
147	200712	1024	INTERSECTION CANBERRA AVE AND CAPTAIN COOK CRES	284944.0000
148	200712	1025	INTERSECTION OF GUNDAROO DRIVE AND GUNGAHLIN DRIVE	168530.0000
149	200712	1031	BETWEEN ANTILL STREET AND MAJURA ROAD	207787.0000
150	200712	1034	NEAR COTTER ROAD OVERPASS (NORTHBOUND)	369441.0000
151	200712	1035	NEAR COTTER ROAD OVERPASS (SOUTHBOUND)	397076.0000

KeyOff	ID	Month	Site	Offence	Count	Limit	Speed	SumSpeed	Red	SumRed	IntSpeed	MaxSpeed	IntRed	MaxRed	Limit1	KeySpeed	KeyRed
1001Obsc	1150	200712	1001	Obscured	12.0000	60.0000	79.0000	569.0000	53.1500	104.0800	-1		-1		60	1001N	1001N
1001Speec	1151	200712	1001	Speeding	457.0000	60.0000	85.0000	32533.0000	0.0000	0.0000	85		-1			1001Y	1001N
1001Red A	1152	200712	1001	Red Arrow	1.0000	60.0000	57.0000	57.0000	0.7000	0.7000	85		0.7			1001N	1001Y
1001Red L	1153	200712	1001	Red Light	29.0000	60.0000	70.0000	1284.0000	50.5900	251.1300	85		50.59			1001N	1001Y
1001Unrea	1154	200712	1001	Unreadable	25.0000	60.0000	77.0000	1635.0000	27.7500	57.8100	85		50.59			1001N	1001N
1001Misse	1155	200712	1001	Missed Target	12.0000	60.0000	77.0000	864.0000	0.7500	0.7500	85		50.59			1001N	1001N
1001No Nt	1156	200712	1001	No Number Plate	1.0000	60.0000	71.0000	71.0000	0.0000	0.0000	85		50.59			1001N	1001N
1001Emerg	1157	200712	1001	Emergency Vehicle	14.0000	60.0000	84.0000	800.0000	52.1900	164.6100	85		50.59			1001N	1001N
1001Infring	1158	200712	1001	Infringement Lapsed	2.0000	60.0000	74.0000	145.0000	0.0000	0.0000	85		50.59			1001N	1001N
1001Motor	1159	200712	1001	Motorcycle - Unreadable	1.0000	60.0000	72.0000	72.0000	0.0000	0.0000	85		50.59			1001N	1001N
1001Intern	1160	200712	1001	International Registration	1.0000	60.0000	70.0000	70.0000	0.0000	0.0000	85	85	50.59	50.59		1001	1001
1002Obsc	1161	200712	1002	Obscured	14.0000	60.0000	71.0000	155.0000	56.3500	328.9800	-1		-1		60	1002N	1002N
1002Speec	1162	200712	1002	Speeding	95.0000	60.0000	109.0000	6838.0000	0.0000	0.0000	109		-1			1002Y	1002N
1002Red L	1163	200712	1002	Red Light	54.0000	60.0000	59.0000	535.0000	71.7100	1428.3900	109		71.71			1002N	1002Y
1002Unrea	1164	200712	1002	Unreadable	13.0000	60.0000	81.0000	395.0000	60.6800	272.9300	109		71.71			1002N	1002N
1002Misse	1165	200712	1002	Missed Target	5.0000	60.0000	80.0000	296.0000	22.7100	22.7100	109		71.71			1002N	1002N
1002Equip	1166	200712	1002	Equipment Error	2.0000	60.0000	(null)	(null)	5.2700	10.5400	109		71.71			1002N	1002N
1002Emerg	1167	200712	1002	Emergency Vehicle	4.0000	60.0000	108.0000	194.0000	26.5600	34.7700	109		71.71			1002N	1002N
1002Motor	1168	200712	1002	Motorcycle - Unreadable	1.0000	60.0000	70.0000	70.0000	0.0000	0.0000	109	109	71.71	71.71		1002N	1002N
1004Obsc	1169	200712	1004	Obscured	3.0000	80.0000	93.0000	274.0000	0.0000	0.0000	-1		-1		80	1004N	1004N
1004Speec	1170	200712	1004	Speeding	146.0000	80.0000	112.0000	13359.0000	0.0000	0.0000	112		-1			1004Y	1004N
1004Red A	1171	200712	1004	Red Arrow	8.0000	80.0000	38.0000	188.0000	182.1000	531.6000	112		182.1			1004N	1004Y
1004Red L	1172	200712	1004	Red Light	2.0000	80.0000	68.0000	87.0000	51.8400	73.5700	112		182.1			1004N	1004Y
1004Unrea	1173	200712	1004	Unreadable	13.0000	80.0000	95.0000	1112.0000	67.7300	67.7300	112		182.1			1004N	1004N
1004Misse	1174	200712	1004	Missed Target	5.0000	80.0000	94.0000	455.0000	0.0000	0.0000	112		182.1			1004N	1004N
1004Emerg	1175	200712	1004	Emergency Vehicle	19.0000	80.0000	89.0000	679.0000	208.4500	999.9000	112		182.1			1004N	1004N
1004Flash	1176	200712	1004	Flash Not Evident	3.0000	80.0000	97.0000	282.0000	0.0000	0.0000	112		182.1			1004N	1004N
1004Red L	1177	200712	1004	Red Light & Speeding	1.0000	80.0000	112.0000	112.0000	0.9000	0.9000	112	112	182.1	182.1		1004Y	1004Y
1006Obsc	1178	200712	1006	Obscured	28.0000	60.0000	81.0000	1724.0000	67.7100	199.6300	-1		-1		60	1006N	1006N
1006Speec	1179	200712	1006	Speeding	574.0000	60.0000	92.0000	41300.0000	0.0000	0.0000	92		-1			1006Y	1006N
1006Red L	1180	200712	1006	Red Light	4.0000	60.0000	60.0000	112.0000	24.0000	46.6500	92		24			1006N	1006Y
1006Unrea	1181	200712	1006	Unreadable	14.0000	60.0000	89.0000	1036.0000	0.0000	0.0000	92		24			1006N	1006N
1006Misse	1182	200712	1006	Missed Target	14.0000	60.0000	79.0000	867.0000	15.3900	16.6100	92		24			1006N	1006N
1006Emerg	1183	200712	1006	Emergency Vehicle	5.0000	60.0000	106.0000	384.0000	34.5100	34.5100	92		24			1006N	1006N
1006Flash	1184	200712	1006	Flash Not Evident	1.0000	60.0000	75.0000	75.0000	0.0000	0.0000	92		24			1006N	1006N
1006Infring	1185	200712	1006	Infringement Lapsed	1.0000	60.0000	70.0000	70.0000	0.0000	0.0000	92		24			1006N	1006N
1006Motor	1186	200712	1006	Motorcycle - Unreadable	1.0000	60.0000	83.0000	83.0000	0.0000	0.0000	92		24			1006N	1006N
1006Vehicl	1187	200712	1006	Vehicle Description Mismatch	1.0000	60.0000	70.0000	70.0000	0.0000	0.0000	92	92	24	24		1006N	1006N
1007Obsc	1188	200712	1007	Obscured	3.0000	80.0000	89.0000	206.0000	2.3100	2.3100	-1		-1		80	1007N	1007N
1007Speec	1189	200712	1007	Speeding	81.0000	80.0000	118.0000	7475.0000	0.0000	0.0000	118		-1			1007Y	1007N
1007Red L	1190	200712	1007	Red Light	8.0000	80.0000	38.0000	56.0000	27.3900	86.8400	118		27.39			1007N	1007Y
1007Unrea	1191	200712	1007	Unreadable	2.0000	80.0000	91.0000	181.0000	0.0000	0.0000	118		27.39			1007N	1007N
1007Misse	1192	200712	1007	Missed Target	1.0000	80.0000	116.0000	116.0000	0.0000	0.0000	118		27.39			1007N	1007N
1007Emerg	1193	200712	1007	Emergency Vehicle	8.0000	80.0000	108.0000	384.0000	33.7900	64.3600	118	118	27.39	27.39		1007N	1007N
1008Speec	1194	200712	1008	Speeding	18.0000	80.0000	126.0000	1673.0000	0.0000	0.0000	126		-1		80	1008Y	1008N
1008Red L	1195	200712	1008	Red Light	12.0000	80.0000	73.0000	312.0000	51.8700	258.4500	126		51.87			1008N	1008Y
1008Unrea	1196	200712	1008	Unreadable	2.0000	80.0000	96.0000	96.0000	20.8700	20.8700	126		51.87			1008N	1008N
1008Misse	1197	200712	1008	Missed Target	3.0000	80.0000	92.0000	223.0000	14.9900	16.9400	126		51.87			1008N	1008N

1008Emerg	1198	200712	1008	Emergency Vehicle	3.0000	80.0000	104.0000	255.0000	25.2000	30.1500	126	126	51.87	51.87	1008N	1008N	
1011Obsct	1199	200712	1011	Obscured	3.0000	80.0000	101.0000	282.0000	0.0000	0.0000	-1		-1		80	1011N	1011N
1011Speec	1200	200712	1011	Speeding	67.0000	80.0000	102.0000	6168.0000	0.0000	0.0000	102		-1			1011Y	1011N
1011Red L	1201	200712	1011	Red Light	6.0000	80.0000	78.0000	328.0000	36.1900	82.0800	102		36.19			1011N	1011Y
1011Unrea	1202	200712	1011	Unreadable	1.0000	80.0000	49.0000	49.0000	12.5800	12.5800	102		36.19			1011N	1011N
1011Misse	1203	200712	1011	Missed Target	5.0000	80.0000	132.0000	531.0000	9.2300	9.2300	102		36.19			1011N	1011N
1011No Nl	1204	200712	1011	No Number Plate	2.0000	80.0000	95.0000	184.0000	0.0000	0.0000	102		36.19			1011N	1011N
1011Emerg	1205	200712	1011	Emergency Vehicle	15.0000	80.0000	159.0000	842.0000	40.4200	171.3700	102		36.19			1011N	1011N
1011Red L	1206	200712	1011	Red Light & Speeding	2.0000	80.0000	97.0000	190.0000	13.3900	14.2600	102		36.19			1011Y	1011Y
1011Vehicl	1207	200712	1011	Vehicle Description Mismatch	1.0000	80.0000	115.0000	115.0000	0.0000	0.0000	102	102	36.19	36.19		1011N	1011N
1020Obsct	1208	200712	1020	Obscured	4.0000	60.0000	80.0000	294.0000	0.0000	0.0000	-1		-1		60	1020N	1020N
1020Speec	1209	200712	1020	Speeding	239.0000	60.0000	93.0000	17125.0000	0.0000	0.0000	93		-1			1020Y	1020N
1020Red L	1210	200712	1020	Red Light	6.0000	60.0000	54.0000	145.0000	43.7900	114.4400	93		43.79			1020N	1020Y
1020Unrea	1211	200712	1020	Unreadable	11.0000	60.0000	89.0000	676.0000	17.2300	17.9600	93		43.79			1020N	1020N
1020Misse	1212	200712	1020	Missed Target	2.0000	60.0000	74.0000	128.0000	2.2900	2.2900	93		43.79			1020N	1020N
1020Emerg	1213	200712	1020	Emergency Vehicle	9.0000	60.0000	101.0000	504.0000	39.0000	117.1600	93		43.79			1020N	1020N
1020Motor	1214	200712	1020	Motorcycle - Unreadable	1.0000	60.0000	71.0000	71.0000	0.0000	0.0000	93	93	43.79	43.79		1020N	1020N
1021Obsct	1215	200712	1021	Obscured	1.0000	80.0000	65.0000	65.0000	17.2000	17.2000	-1		-1		80	1021N	1021N
1021Speec	1216	200712	1021	Speeding	10.0000	80.0000	93.0000	909.0000	0.0000	0.0000	93		-1			1021Y	1021N
1021Red L	1217	200712	1021	Red Light	3.0000	80.0000	18.0000	47.0000	59.5800	135.2300	93		59.58			1021N	1021Y
1021Unrea	1218	200712	1021	Unreadable	3.0000	80.0000	100.0000	208.0000	44.9000	44.9000	93		59.58			1021N	1021N
1021Misse	1219	200712	1021	Missed Target	2.0000	80.0000	93.0000	117.0000	69.9400	69.9400	93		59.58			1021N	1021N
1021Equip	1220	200712	1021	Equipment Error	2.0000	80.0000	38.0000	74.0000	28.5100	43.8200	93		59.58			1021N	1021N
1021No Nl	1221	200712	1021	No Number Plate	1.0000	80.0000	15.0000	15.0000	201.8900	201.8900	93		59.58			1021N	1021N
1021Emerg	1222	200712	1021	Emergency Vehicle	5.0000	80.0000	122.0000	174.0000	48.8600	115.7100	93		59.58			1021N	1021N
1021Motor	1223	200712	1021	Motorcycle - Towards	1.0000	80.0000	92.0000	92.0000	0.0000	0.0000	93	93	59.58	59.58		1021	1021
1022Obsct	1224	200712	1022	Obscured	20.0000	60.0000	79.0000	1360.0000	1.1700	1.1700	-1		-1		60	1022N	1022N
1022Speec	1225	200712	1022	Speeding	431.0000	60.0000	94.0000	31004.0000	0.2700	0.3000	94		-1			1022Y	1022N
1022Red L	1226	200712	1022	Red Light	23.0000	60.0000	(null)	(null)	65.6900	621.1800	94		65.69			1022N	1022Y
1022Unrea	1227	200712	1022	Unreadable	597.0000	60.0000	101.0000	42170.0000	95.7200	440.2600	94		65.69			1022N	1022N
1022Misse	1228	200712	1022	Missed Target	1.0000	60.0000	(null)	(null)	0.8300	0.8300	94		65.69			1022N	1022N
1022No Nl	1229	200712	1022	No Number Plate	3.0000	60.0000	77.0000	223.0000	0.0000	0.0000	94		65.69			1022N	1022N
1022Emerg	1230	200712	1022	Emergency Vehicle	16.0000	60.0000	92.0000	690.0000	50.5200	178.5300	94		65.69			1022N	1022N
1022Motor	1231	200712	1022	Motorcycle - Unreadable	2.0000	60.0000	80.0000	154.0000	0.0000	0.0000	94	94	65.69	65.69		1022N	1022N
1023Obsct	1232	200712	1023	Obscured	37.0000	80.0000	104.0000	1399.0000	599.9900	1135.0100	-1		-1		80	1023N	1023N
1023Speec	1233	200712	1023	Speeding	163.0000	80.0000	116.0000	15174.0000	0.2500	0.7400	116		-1			1023Y	1023N
1023Red A	1234	200712	1023	Red Arrow	165.0000	80.0000	(null)	(null)	599.9900	14732.6300	116		599.99			1023N	1023Y
1023Red L	1235	200712	1023	Red Light	46.0000	80.0000	(null)	(null)	283.4100	1325.3300	116		599.99			1023N	1023Y
1023Unrea	1236	200712	1023	Unreadable	33.0000	80.0000	100.0000	741.0000	599.9900	1894.9200	116		599.99			1023N	1023N
1023Misse	1237	200712	1023	Missed Target	4.0000	80.0000	(null)	(null)	23.2600	26.8900	116		599.99			1023N	1023N
1023Equip	1238	200712	1023	Equipment Error	9.0000	80.0000	(null)	(null)	493.7200	1356.3700	116		599.99			1023N	1023N
1023No Nl	1239	200712	1023	No Number Plate	1.0000	80.0000	(null)	(null)	155.6800	155.6800	116		599.99			1023N	1023N
1023Emerg	1240	200712	1023	Emergency Vehicle	1.0000	80.0000	91.0000	91.0000	0.0000	0.0000	116		599.99			1023N	1023N
1023Motor	1241	200712	1023	Motorcycle - Unreadable	2.0000	80.0000	92.0000	182.0000	0.0000	0.0000	116		599.99			1023N	1023N
1023Vehicl	1242	200712	1023	Vehicle Details Withheld	2.0000	80.0000	97.0000	97.0000	0.7300	0.7300	116		599.99			1023	1023
1023Vehicl	1243	200712	1023	Vehicle Description Mismatch	1.0000	80.0000	103.0000	103.0000	0.0000	0.0000	116	116	599.99	599.99		1023N	1023N
1024Obsct	1244	200712	1024	Obscured	8.0000	60.0000	72.0000	142.0000	45.1200	102.2700	-1		-1		60	1024N	1024N
1024Speec	1245	200712	1024	Speeding	149.0000	60.0000	99.0000	10757.0000	0.4900	2.2300	99		-1			1024Y	1024N
1024Red L	1246	200712	1024	Red Light	171.0000	60.0000	(null)	(null)	73.8300	1780.6400	99		73.83			1024N	1024Y

1024Unrea	1247	200712	1024	Unreadable	537.0000	60.0000	87.0000	25570.0000	599.9900	7991.7300	99	73.83			1024N	1024N
1024Misse	1248	200712	1024	Missed Target	28.0000	60.0000	(null)	(null)	599.9900	7642.6800	99	73.83			1024N	1024N
1024Equip	1249	200712	1024	Equipment Error	1.0000	60.0000	(null)	(null)	4.7000	4.7000	99	73.83			1024N	1024N
1024No Nl	1250	200712	1024	No Number Plate	2.0000	60.0000	70.0000	70.0000	13.1900	13.1900	99	73.83			1024N	1024N
1024Emerq	1251	200712	1024	Emergency Vehicle	18.0000	60.0000	80.0000	674.0000	599.9900	914.9100	99	73.83			1024N	1024N
1024Infring	1252	200712	1024	Infringement Lapsed	2.0000	60.0000	72.0000	72.0000	12.0600	12.0600	99	73.83			1024N	1024N
1024Motor	1253	200712	1024	Motorcycle - Towards	1.0000	60.0000	(null)	(null)	340.4300	340.4300	99	340.43			1024	1024
1024Motor	1254	200712	1024	Motorcycle - Unreadable	3.0000	60.0000	77.0000	222.0000	0.0000	0.0000	99	340.43			1024N	1024N
1024Vehicl	1255	200712	1024	Vehicle Description Mismatch	3.0000	60.0000	(null)	(null)	66.7400	127.8000	99	99 340.43	340.43		1024N	1024N
1025Obsct	1256	200712	1025	Obscured	58.0000	80.0000	96.0000	187.0000	599.9900	5037.7800	-1	-1		80	1025N	1025N
1025Speec	1257	200712	1025	Speeding	24.0000	80.0000	108.0000	2218.0000	0.4600	1.0200	108	-1			1025Y	1025N
1025Red A	1258	200712	1025	Red Arrow	165.0000	80.0000	(null)	(null)	599.9900	24928.0500	108	599.99			1025N	1025Y
1025Red L	1259	200712	1025	Red Light	166.0000	80.0000	9.0000	9.0000	483.6800	9080.3800	108	599.99			1025N	1025Y
1025Unrea	1260	200712	1025	Unreadable	131.0000	80.0000	100.0000	1029.0000	599.9900	13079.1000	108	599.99			1025N	1025N
1025Misse	1261	200712	1025	Missed Target	37.0000	80.0000	8.0000	8.0000	599.9900	5983.3700	108	599.99			1025N	1025N
1025Equip	1262	200712	1025	Equipment Error	2.0000	80.0000	(null)	(null)	22.2000	39.6800	108	599.99			1025N	1025N
1025No Nl	1263	200712	1025	No Number Plate	2.0000	80.0000	(null)	(null)	451.5000	453.3700	108	599.99			1025N	1025N
1025Emerq	1264	200712	1025	Emergency Vehicle	7.0000	80.0000	(null)	(null)	599.9900	800.1100	108	599.99			1025N	1025N
1025Vehicl	1265	200712	1025	Vehicle Details Withheld	1.0000	80.0000	(null)	(null)	29.8500	29.8500	108	599.99			1025	1025
1025Vehicl	1266	200712	1025	Vehicle Description Mismatch	1.0000	80.0000	(null)	(null)	41.6200	41.6200	108	108 599.99	599.99		1025N	1025N
1031Obsct	1267	200712	1031	Obscured	45.0000	80.0000	99.0000	4168.0000	0.0000	0.0000	-1	-1		80	1031N	1031N
1031Speec	1268	200712	1031	Speeding	#####	80.0000	118.0000	#####	0.0000	0.0000	118	-1			1031Y	1031N
1031Unrea	1269	200712	1031	Unreadable	83.0000	80.0000	108.0000	7714.0000	0.0000	0.0000	118	-1			1031N	1031N
1031Misse	1270	200712	1031	Missed Target	1.0000	80.0000	89.0000	89.0000	0.0000	0.0000	118	-1			1031N	1031N
1031Equip	1271	200712	1031	Equipment Error	2.0000	80.0000	90.0000	180.0000	0.0000	0.0000	118	-1			1031N	1031N
1031No Nl	1272	200712	1031	No Number Plate	1.0000	80.0000	113.0000	113.0000	0.0000	0.0000	118	-1			1031N	1031N
1031Emerq	1273	200712	1031	Emergency Vehicle	4.0000	80.0000	117.0000	430.0000	0.0000	0.0000	118	-1			1031N	1031N
1031Flash	1274	200712	1031	Flash Not Evident	9.0000	80.0000	99.0000	834.0000	0.0000	0.0000	118	-1			1031N	1031N
1031Motor	1275	200712	1031	Motorcycle - Unreadable	1.0000	80.0000	94.0000	94.0000	0.0000	0.0000	118	-1			1031N	1031N
1031Vehicl	1276	200712	1031	Vehicle Description Mismatch	8.0000	80.0000	100.0000	751.0000	0.0000	0.0000	118	118	-1	-1	1031N	1031N
1034Obsct	1277	200712	1034	Obscured	9.0000	100.0000	122.0000	1038.0000	0.0000	0.0000	-1	-1		100	1034N	1034N
1034Speec	1278	200712	1034	Speeding	281.0000	100.0000	154.0000	32725.0000	0.0000	0.0000	154	-1			1034Y	1034N
1034Unrea	1279	200712	1034	Unreadable	9.0000	100.0000	127.0000	1040.0000	0.0000	0.0000	154	-1			1034N	1034N
1034Misse	1280	200712	1034	Missed Target	1.0000	100.0000	500.0000	500.0000	0.0000	0.0000	154	-1			1034N	1034N
1034No Nl	1281	200712	1034	No Number Plate	1.0000	100.0000	126.0000	126.0000	0.0000	0.0000	154	-1			1034N	1034N
1034Emerq	1282	200712	1034	Emergency Vehicle	9.0000	100.0000	133.0000	1091.0000	0.0000	0.0000	154	-1			1034N	1034N
1034Motor	1283	200712	1034	Motorcycle - Unreadable	1.0000	100.0000	141.0000	141.0000	0.0000	0.0000	154	-1			1034N	1034N
1034Vehicl	1284	200712	1034	Vehicle Details Withheld	1.0000	100.0000	118.0000	118.0000	0.0000	0.0000	154	0			1034	1034
1034Vehicl	1285	200712	1034	Vehicle Description Mismatch	6.0000	100.0000	134.0000	716.0000	0.0000	0.0000	154	154	0	0	1034N	1034N
1035Obsct	1286	200712	1035	Obscured	8.0000	100.0000	121.0000	919.0000	0.0000	0.0000	-1	-1		100	1035N	1035N
1035Speec	1287	200712	1035	Speeding	342.0000	100.0000	192.0000	40081.0000	0.0000	0.0000	192	-1			1035Y	1035N
1035Unrea	1288	200712	1035	Unreadable	7.0000	100.0000	118.0000	797.0000	0.0000	0.0000	192	-1			1035N	1035N
1035No Nl	1289	200712	1035	No Number Plate	3.0000	100.0000	156.0000	407.0000	0.0000	0.0000	192	-1			1035N	1035N
1035Emerq	1290	200712	1035	Emergency Vehicle	4.0000	100.0000	165.0000	537.0000	0.0000	0.0000	192	-1			1035N	1035N
1035Motor	1291	200712	1035	Motorcycle - Unreadable	1.0000	100.0000	116.0000	116.0000	0.0000	0.0000	192	-1			1035N	1035N
1035Targe	1292	200712	1035	Target Distance Too Far	1.0000	100.0000	112.0000	112.0000	0.0000	0.0000	192	0			1035	1035
1035Vehicl	1293	200712	1035	Vehicle Description Mismatch	9.0000	100.0000	166.0000	1137.0000	0.0000	0.0000	192	192	0	0	1035N	1035N
											0	0				0

Offence	Speeding	RedLight
Emergency Vehicle	N	N
Equipment Error	N	N
Flash Not Evident	N	N
Infringement Lapsed	N	N
Missed Target	N	N
Motorcycle - Unreadable	N	N
No Number Plate	N	N
Obscured	N	N
Red Arrow	N	Y
Red Light	N	Y
Red Light & Speeding	Y	Y
Speeding	Y	N
Target Angle Acute	N	N
Unreadable	N	N
Vehicle Description Mismatch	N	N

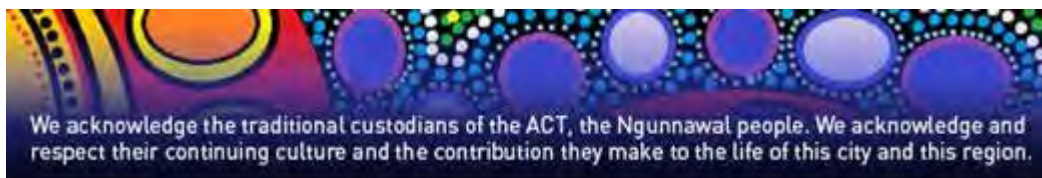
From: [Davidson, Geoffrey](#)
To: [Mike Bambach](#)
Subject: FW: Fixed site data 2006 calander year
Date: Tuesday, 22 April 2014 1:03:00 PM
Attachments: [December 2006.xls](#)
[February 2006.xls](#)
[January 2006.xls](#)
[July 2006.xls](#)
[June 2006.xls](#)
[March 2006.xls](#)
[May 2006.xls](#)
[November 2006.xls](#)
[October 2006.xls](#)
[September 2006.xls](#)
[April 2006.xls](#)
[August 2006.xls](#)

Geoffrey Davidson | [Manager, Road Safety](#)

Legislation, Policy & Programs | Justice and Community Safety Directorate | **ACT Government**

Level 2, 12 Moore Street, CANBERRA CITY ACT 2601 | [GPO Box 158, CANBERRA ACT 2608](#)

[Telephone](#) (02) 620 77195 | [Facsimile](#) (02) 620 50937



From: Stone, Gordon
Sent: Tuesday, 22 April 2014 12:39 PM
To: Davidson, Geoffrey
Subject: RE: Fixed site data 2006 calander year

2006

From: Stone, Gordon
Sent: Tuesday, 22 April 2014 12:35 PM
To: Davidson, Geoffrey
Subject: Fixed site data 2004 calander year

2004

From: Davidson, Geoffrey
Sent: Tuesday, 22 April 2014 9:42 AM
To: Stone, Gordon
Subject: FW: Fixed site data for evaluation

Hi Gordon

Do you have an estimated delivery date?

Geoff

Geoffrey Davidson | [Manager, Road Safety](#)

Legislation, Policy & Programs | Justice and Community Safety Directorate | **ACT Government**



From: Mike Bambach [<mailto:>]
Sent: Thursday, 17 April 2014 5:07 PM
To: Davidson, Geoffrey
Subject: RE: Fixed site data for evaluation

Hi Geoff, just a reminder – please send through the other years data for the fixed camera sites – sometime next week would be great,
Thanks,
Have a good long-weekend!
Mike

From: Davidson, Geoffrey [<mailto:Geoffrey.Davidson@act.gov.au>]
Sent: Monday, 14 April 2014 5:58 PM
To: Mike Bambach
Subject: FW: Fixed site data for evaluation

Here you go Mike

Geoffrey Davidson | [Manager, Road Safety](#)
Legislation, Policy & Programs | Justice and Community Safety Directorate | **ACT Government**
Level 2, 12 Moore Street, CANBERRA CITY ACT 2601 | [GPO Box 158, CANBERRA ACT 2608](#)
[Telephone \(02\) 620 77195](#) | [Facsimile \(02\) 620 50937](#)



From: Stone, Gordon
Sent: Monday, 14 April 2014 2:43 PM
To: Davidson, Geoffrey
Subject: Fixed site data for evaluation

Hi Geoff

The attachments with 1st, 2nd, 3rd quarter are from 1999 to June 2000, there is a excel spread sheet for finical year 2000-2001 don't know how accurate it is. I will send you spread sheets per calendar year. Some years only have excel sheets for each site and only vehicle counts no infringement counts.

Regards

Gordon

Gordon Stone

Manager

ACT Traffic Camera Office

Transport Regulation | Justice and Community Safety Directorate | ACT Government

13 – 15 Challis St, DICKSON ACT 2602 | PO Box 582, DICKSON ACT 2602

Telephone (02) 6207 5770 | Facsimile (02) 6207 7287

This email, and any attachments, may be confidential and also privileged. If you are not the intended recipient, please notify the sender and delete all copies of this transmission along with any attachments immediately. You should not copy or use it for any purpose, nor disclose its contents to any other person.

Statistics Report - Fixed Sites

December 2006

1001	INTERSECTION NORTHBOURNE AVENUE AND LONDON CIRCUIT		
	Posted Speed Limit:	60 km/h	
	Vehicles Checked	381,949	
	Offences Recorded	808	
	Red Light	45	
	Red Light & Speeding	1	
	Speeding	675	
	Infringements Issued	721	
		<i>Maximum</i>	<i>Average</i>
	Speed (km/h)	91	70
	Red Time	64.75	0.98
1002	INTERSECTION NORTHBOURNE AVENUE AND BARRY DRIVE		
	Posted Speed Limit:	60 km/h	
	Vehicles Checked	410,300	
	Offences Recorded	346	
	Red Light	38	
	Red Light & Speeding	2	
	Speeding	226	
	Infringements Issued	266	
		<i>Maximum</i>	<i>Average</i>
	Speed (km/h)	9	67
	Red Time	90.43	7.97
1004	INTERSECTION DRAKEFORD DRIVE AND MARCONI CRESCENT		
	Posted Speed Limit:	80 km/h	
	Vehicles Checked	88,642	
	Offences Recorded	192	
	Red Arrow	0	
	Red Light	2	
	Red Light & Speeding	0	
	Speeding	171	
	Infringements Issued	173	
		<i>Maximum</i>	<i>Average</i>
	Speed (km/h)	99	91
	Red Time	39.73	0.8
1006	INTERSECTION NORTHBOURNE AVENUE AND ANTILL STREET		
	Posted Speed Limit:	60 km/h	
	Vehicles Checked	152,750	
	Offences Recorded	1,009	
	Red Light	2	
	Red Light & Speeding	0	
	Speeding	918	
	Infringements Issued	920	
		<i>Maximum</i>	<i>Average</i>
	Speed (km/h)	93	72
	Red Time	10.82	0.01
1007	INTERSECTION OF GINNINDERRA DVE AND AIKMAN DVE		
	Posted Speed Limit:	80 km/h	
	Vehicles Checked	126,187	
	Offences Recorded	97	
	Red Light	3	
	Red Light & Speeding	0	
	Speeding	79	
	Infringements Issued	82	
		<i>Maximum</i>	<i>Average</i>
	Speed (km/h)	99	88

	Red Time	46.12		2.25	
1008	INTERSECTION OF HINDMARSH DRIVE AND TUGGERANONG PARKWAY OVERPASS				
	Posted Speed Limit:	80 km/h			
	Vehicles Checked		216,124		
	Offences Recorded		75		
	Red Light		16		
	Red Light & Speeding		0		
	Speeding		51		
	Infringements Issued		67		
		<i>Maximum</i>		<i>Average</i>	
	Speed (km/h)	99		87	
	Red Time	57.47		5.26	
1011	INTERSECTION OF GINNINDERRA DVE AND COULTER DVE				
	Posted Speed Limit:	80 km/h			
	Vehicles Checked		153,297		
	Offences Recorded		164		
	Red Light		7		
	Red Light & Speeding		0		
	Speeding		119		
	Infringements Issued		126		
		<i>Maximum</i>		<i>Average</i>	
	Speed (km/h)	99		89	
	Red Time	47.83		3.01	
1020	INTERSECTION OF BARRY DVE AND MARCUS CLARK ST				
	Posted Speed Limit:	60 km/h			
	Vehicles Checked		249,911		
	Offences Recorded		651		
	Red Light		6		
	Red Light & Speeding		1		
	Speeding		607		
	Infringements Issued		614		
		<i>Maximum</i>		<i>Average</i>	
	Speed (km/h)	98		71	
	Red Time	38.88		0.26	
1021	INTERSECTION HINDMARSH DRIVE AND YAMB DRIVE				
	Posted Speed Limit:		80 km/h		
	Vehicles Checked		227,388		
	Offences Recorded		106		
	Red Arrow		0		
	Red Light		6		
	Red Light & Speeding		1		
	Speeding		83		
	Infringements Issued		90		
		<i>Maximum</i>		<i>Average</i>	
	Speed (km/h)	98		89	
	Red Time	122.73		4.09	
SUMMARY					
	Vehicles checked		2,006,548		
	Offences Recorded		3,448		
	Red Light Offence Issued		125		
	Red Arrow Offence Issued		0		
	Red Light & Speeding issued		5		
	Speeding Offence Issued		2,929		
	Total Infringements Issued		3,059		
	% of checked vehicles offending		0.17%		
	% of offending vehicles issued infringements		88.72%		

Statistics Report - Fixed Sites

February 2006

1001	INTERSECTION NORTHBOURNE AVENUE AND LONDON CIRCUIT		
	Posted Speed Limit:	60 km/h	
	Vehicles Checked	84,496	
	Offences Recorded	96	
	Red Light	10	
	Red Light & Speeding	0	
	Speeding	73	
	Infringements Issued	83	
		<i>Maximum</i>	<i>Average</i>
	Speed (km/h)	86	69
	Red Time	57.39	2.83
1002	INTERSECTION NORTHBOURNE AVENUE AND BARRY DRIVE		
	Posted Speed Limit:	60 km/h	
	Vehicles Checked	421,246	
	Offences Recorded	367	
	Red Light	46	
	Red Light & Speeding	4	
	Speeding	238	
	Infringements Issued	288	
		<i>Maximum</i>	<i>Average</i>
	Speed (km/h)	105	67
	Red Time	70.63	5.33
1004	INTERSECTION DRAKEFORD DRIVE AND MARCONI CRESCENT		
	Posted Speed Limit:	80 km/h	
	Vehicles Checked	191,477	
	Offences Recorded	127	
	Red Arrow	1	
	Red Light	1	
	Red Light & Speeding	0	
	Speeding	83	
	Infringements Issued	85	
		<i>Maximum</i>	<i>Average</i>
	Speed (km/h)	121	84
	Red Time	108.58	4.17
1006	INTERSECTION NORTHBOURNE AVENUE AND ANTILL STREET		
	Posted Speed Limit:	60 km/h	
	Vehicles Checked	292,680	
	Offences Recorded	1,408	
	Red Light	4	
	Red Light & Speeding	0	
	Speeding	1,177	
	Infringements Issued	1,181	
		<i>Maximum</i>	<i>Average</i>
	Speed (km/h)	104	72
	Red Time	60.24	0.19
1007	INTERSECTION OF GINNINDERRA DVE AND AIKMAN DVE		
	Posted Speed Limit:	80 km/h	
	Vehicles Checked	276,539	
	Offences Recorded	72	
	Red Light	1	
	Red Light & Speeding	0	
	Speeding	58	
	Infringements Issued	59	
		<i>Maximum</i>	<i>Average</i>
	Speed (km/h)	101	88

	Red Time	24.31		0.54	
1008	INTERSECTION OF HINDMARSH DRIVE AND TUGGERANONG PARKWAY OVERPASS				
	Posted Speed Limit:	80 km/h			
	Vehicles Checked		217,898		
	Offences Recorded		38		
	Red Light		9		
	Red Light & Speeding		0		
	Speeding		17		
	Infringements Issued		26		
		<i>Maximum</i>		<i>Average</i>	
	Speed (km/h)	121		82	
	Red Time	42.79		5.76	
1011	INTERSECTION OF GINNINDERRA DVE AND COULTER DVE				
	Posted Speed Limit:	80 km/h			
	Vehicles Checked		147,827		
	Offences Recorded		88		
	Red Light		5		
	Red Light & Speeding		0		
	Speeding		42		
	Infringements Issued		47		
		<i>Maximum</i>		<i>Average</i>	
	Speed (km/h)	145		89	
	Red Time	42.83		3.68	
1020	INTERSECTION OF BARRY DVE AND MARCUS CLARK ST				
	Posted Speed Limit:	60 km/h			
	Vehicles Checked		125,515		
	Offences Recorded		306		
	Red Light		6		
	Red Light & Speeding		1		
	Speeding		269		
	Infringements Issued		276		
		<i>Maximum</i>		<i>Average</i>	
	Speed (km/h)	104		71	
	Red Time	33.4		0.54	
1021	INTERSECTION HINDMARSH DRIVE AND YAMB DRIVE				
	Posted Speed Limit:		80 km/h		
	Vehicles Checked		255,122		
	Offences Recorded		129		
	Red Arrow		0		
	Red Light		14		
	Red Light & Speeding		0		
	Speeding		84		
	Infringements Issued		98		
		<i>Maximum</i>		<i>Average</i>	
	Speed (km/h)	121		88	
	Red Time	107		10.08	
SUMMARY					
	Vehicles checked		2,012,800		
	Offences Recorded		2,631		
	Red Light Offence Issued		96		
	Red Arrow Offence Issued		1		
	Red Light & Speeding issued		5		
	Speeding Offence Issued		2,041		
	Total Infringements Issued		2,143		
	% of checked vehicles offending		0.13%		
	% of offending vehicles issued infringements		81.45%		

Statistics Report - Fixed Sites

January 2006

1001	INTERSECTION NORTHBOURNE AVENUE AND LONDON CIRCUIT		
	Posted Speed Limit:	60 km/h	
	Vehicles Checked	155,693	
	Offences Recorded	275	
	Red Light	17	
	Red Light & Speeding	0	
	Speeding	198	
	Infringements Issued	215	
		<i>Maximum</i>	<i>Average</i>
	Speed (km/h)	87	68
	Red Time	49.87	2.15
1002	INTERSECTION NORTHBOURNE AVENUE AND BARRY DRIVE		
	Posted Speed Limit:	60 km/h	
	Vehicles Checked	397,521	
	Offences Recorded	421	
	Red Light	40	
	Red Light & Speeding	4	
	Speeding	277	
	Infringements Issued	321	
		<i>Maximum</i>	<i>Average</i>
	Speed (km/h)	110	67
	Red Time	79.25	7.24
1004	INTERSECTION DRAKEFORD DRIVE AND MARCONI CRESCENT		
	Posted Speed Limit:	80 km/h	
	Vehicles Checked	263,792	
	Offences Recorded	144	
	Red Arrow	7	
	Red Light	5	
	Red Light & Speeding	0	
	Speeding	93	
	Infringements Issued	105	
		<i>Maximum</i>	<i>Average</i>
	Speed (km/h)	120	82
	Red Time	214.26	14.22
1006	INTERSECTION NORTHBOURNE AVENUE AND ANTILL STREET		
	Posted Speed Limit:	60 km/h	
	Vehicles Checked	278,819	
	Offences Recorded	1,457	
	Red Light	1	
	Red Light & Speeding	0	
	Speeding	1,293	
	Infringements Issued	1,294	
		<i>Maximum</i>	<i>Average</i>
	Speed (km/h)	107	72
	Red Time	45.16	0.08
1007	INTERSECTION OF GINNINDERRA DVE AND AIKMAN DVE		
	Posted Speed Limit:	80 km/h	
	Vehicles Checked	252,611	
	Offences Recorded	81	
	Red Light	2	
	Red Light & Speeding	0	
	Speeding	57	
	Infringements Issued	59	
		<i>Maximum</i>	<i>Average</i>
	Speed (km/h)	116	84

	Red Time	44.41		1.64	
1008	INTERSECTION OF HINDMARSH DRIVE AND TUGGERANONG PARKWAY OVERPASS				
	Posted Speed Limit:	80 km/h			
	Vehicles Checked		192,471		
	Offences Recorded		57		
	Red Light		14		
	Red Light & Speeding		1		
	Speeding		28		
	Infringements Issued		43		
		<i>Maximum</i>		<i>Average</i>	
	Speed (km/h)	116		83	
	Red Time	71.58		6.38	
1011	INTERSECTION OF GINNINDERRA DVE AND COULTER DVE				
	Posted Speed Limit:	80 km/h			
	Vehicles Checked		120,142		
	Offences Recorded		63		
	Red Light		2		
	Red Light & Speeding		0		
	Speeding		31		
	Infringements Issued		33		
		<i>Maximum</i>		<i>Average</i>	
	Speed (km/h)	138		86	
	Red Time	42.55		3.73	
1020	INTERSECTION OF BARRY DVE AND MARCUS CLARK ST				
	Posted Speed Limit:	60 km/h			
	Vehicles Checked		105,679		
	Offences Recorded		332		
	Red Light		7		
	Red Light & Speeding		2		
	Speeding		301		
	Infringements Issued		310		
		<i>Maximum</i>		<i>Average</i>	
	Speed (km/h)	108		72	
	Red Time	48.96		0.41	
1021	INTERSECTION HINDMARSH DRIVE AND YAMB DRIVE				
	Posted Speed Limit:		80 km/h		
	Vehicles Checked		226,256		
	Offences Recorded		145		
	Red Arrow		0		
	Red Light		11		
	Red Light & Speeding		2		
	Speeding		106		
	Infringements Issued		119		
		<i>Maximum</i>		<i>Average</i>	
	Speed (km/h)	131		86	
	Red Time	132.34		9.11	
SUMMARY					
	Vehicles checked		1,992,984		
	Offences Recorded		2,975		
	Red Light Offence Issued		99		
	Red Arrow Offence Issued		7		
	Red Light & Speeding issued		9		
	Speeding Offence Issued		2,384		
	Total Infringements Issued		2,499		
	% of checked vehicles offending		0.15%		
	% of offending vehicles issued infringements		84.00%		

Statistics Report - Fixed Sites

July 2006

1001	INTERSECTION NORTHBOURNE AVENUE AND LONDON CIRCUIT		
	Posted Speed Limit:	60 km/h	
	Vehicles Checked	387,281	
	Offences Recorded	785	
	Red Light	27	
	Red Light & Speeding	0	
	Speeding	662	
	Infringements Issued	689	
		<i>Maximum</i>	<i>Average</i>
	Speed (km/h)	96	71
	Red Time	58.38	1.03
1002	INTERSECTION NORTHBOURNE AVENUE AND BARRY DRIVE		
	Posted Speed Limit:	60 km/h	
	Vehicles Checked	414,608	
	Offences Recorded	397	
	Red Light	17	
	Red Light & Speeding	1	
	Speeding	299	
	Infringements Issued	317	
		<i>Maximum</i>	<i>Average</i>
	Speed (km/h)	97	70
	Red Time	72.19	3.47
1004	INTERSECTION DRAKEFORD DRIVE AND MARCONI CRESCENT		
	Posted Speed Limit:	80 km/h	
	Vehicles Checked	220,034	
	Offences Recorded	251	
	Red Arrow	3	
	Red Light	2	
	Red Light & Speeding	0	
	Speeding	189	
	Infringements Issued	194	
		<i>Maximum</i>	<i>Average</i>
	Speed (km/h)	99	88
	Red Time	233.26	5.75
1006	INTERSECTION NORTHBOURNE AVENUE AND ANTILL STREET		
	Posted Speed Limit:	60 km/h	
	Vehicles Checked	180,248	
	Offences Recorded	1,089	
	Red Light	6	
	Red Light & Speeding	1	
	Speeding	908	
	Infringements Issued	915	
		<i>Maximum</i>	<i>Average</i>
	Speed (km/h)	94	72
	Red Time	79.95	0.32
1007	INTERSECTION OF GINNINDERRA DVE AND AIKMAN DVE		
	Posted Speed Limit:	80 km/h	
	Vehicles Checked	88,983	
	Offences Recorded	91	
	Red Light	1	
	Red Light & Speeding	0	
	Speeding	71	
	Infringements Issued	72	
		<i>Maximum</i>	<i>Average</i>
	Speed (km/h)	99	92

	Red Time	8.75		0.37	
1008	INTERSECTION OF HINDMARSH DRIVE AND TUGGERANONG PARKWAY OVERPASS				
	Posted Speed Limit:	80 km/h			
	Vehicles Checked		210,257		
	Offences Recorded		49		
	Red Light		13		
	Red Light & Speeding		0		
	Speeding		33		
	Infringements Issued		46		
		<i>Maximum</i>		<i>Average</i>	
	Speed (km/h)	98		85	
	Red Time	34.35		5.47	
1011	INTERSECTION OF GINNINDERRA DVE AND COULTER DVE				
	Posted Speed Limit:	80 km/h			
	Vehicles Checked		171,032		
	Offences Recorded		128		
	Red Light		7		
	Red Light & Speeding		0		
	Speeding		97		
	Infringements Issued		104		
		<i>Maximum</i>		<i>Average</i>	
	Speed (km/h)	99		90	
	Red Time	32.67		1.96	
1020	INTERSECTION OF BARRY DVE AND MARCUS CLARK ST				
	Posted Speed Limit:	60 km/h			
	Vehicles Checked		248,093		
	Offences Recorded		359		
	Red Light		12		
	Red Light & Speeding		1		
	Speeding		327		
	Infringements Issued		340		
		<i>Maximum</i>		<i>Average</i>	
	Speed (km/h)	87		71	
	Red Time	44.69		0.85	
1021	INTERSECTION HINDMARSH DRIVE AND YAMB DRIVE				
	Posted Speed Limit:	80 km/h			
	Vehicles Checked		258,382		
	Offences Recorded		118		
	Red Arrow		0		
	Red Light		6		
	Red Light & Speeding		1		
	Speeding		99		
	Infringements Issued		106		
		<i>Maximum</i>		<i>Average</i>	
	Speed (km/h)	99		89	
	Red Time	80.54		3.73	
SUMMARY					
	Vehicles checked		2,178,918		
	Offences Recorded		3,267		
	Red Light Offence Issued		91		
	Red Arrow Offence Issued		3		
	Red Light & Speeding issued		4		
	Speeding Offence Issued		2,685		
	Total Infringements Issued		2,783		
	% of checked vehicles offending		0.15%		
	% of offending vehicles issued infringements		85.19%		

Statistics Report - Fixed Sites

June 2006

1001	INTERSECTION NORTHBOURNE AVENUE AND LONDON CIRCUIT		
	Posted Speed Limit:	60 km/h	
	Vehicles Checked		145,716
	Offences Recorded		261
	Red Light		12
	Red Light & Speeding		2
	Speeding		223
	Infringements Issued		237
		<i>Maximum</i>	<i>Average</i>
	Speed (km/h)	87	70
	Red Time	69.38	1.2
1002	INTERSECTION NORTHBOURNE AVENUE AND BARRY DRIVE		
	Posted Speed Limit:	60 km/h	
	Vehicles Checked		418,987
	Offences Recorded		379
	Red Light		30
	Red Light & Speeding		3
	Speeding		263
	Infringements Issued		296
		<i>Maximum</i>	<i>Average</i>
	Speed (km/h)	89	70
	Red Time	68.96	2.86
1004	INTERSECTION DRAKEFORD DRIVE AND MARCONI CRESCENT		
	Posted Speed Limit:	80 km/h	
	Vehicles Checked		224,947
	Offences Recorded		245
	Red Arrow		3
	Red Light		1
	Red Light & Speeding		0
	Speeding		178
	Infringements Issued		182
		<i>Maximum</i>	<i>Average</i>
	Speed (km/h)	99	88
	Red Time	165.09	4.1
1006	INTERSECTION NORTHBOURNE AVENUE AND ANTILL STREET		
	Posted Speed Limit:	60 km/h	
	Vehicles Checked		146,170
	Offences Recorded		780
	Red Light		4
	Red Light & Speeding		0
	Speeding		652
	Infringements Issued		656
		<i>Maximum</i>	<i>Average</i>
	Speed (km/h)	91	72
	Red Time	71.35	0.39
1007	INTERSECTION OF GINNINDERRA DVE AND AIKMAN DVE		
	Posted Speed Limit:	80 km/h	
	Vehicles Checked		83,343
	Offences Recorded		28
	Red Light		0
	Red Light & Speeding		1
	Speeding		24
	Infringements Issued		25
		<i>Maximum</i>	<i>Average</i>
	Speed (km/h)	97	92

	Red Time	31.92		2.28	
1008	INTERSECTION OF HINDMARSH DRIVE AND TUGGERANONG PARKWAY OVERPASS				
	Posted Speed Limit:	80 km/h			
	Vehicles Checked		279,198		
	Offences Recorded		57		
	Red Light		10		
	Red Light & Speeding		0		
	Speeding		37		
	Infringements Issued		47		
		<i>Maximum</i>		<i>Average</i>	
	Speed (km/h)	99		84	
	Red Time	52.35		6.41	
1011	INTERSECTION OF GINNINDERRA DVE AND COULTER DVE				
	Posted Speed Limit:	80 km/h			
	Vehicles Checked		172,159		
	Offences Recorded		120		
	Red Light		3		
	Red Light & Speeding		1		
	Speeding		92		
	Infringements Issued		96		
		<i>Maximum</i>		<i>Average</i>	
	Speed (km/h)	99		90	
	Red Time	35.79		0.9	
1020	INTERSECTION OF BARRY DVE AND MARCUS CLARK ST				
	Posted Speed Limit:	60 km/h			
	Vehicles Checked		167,602		
	Offences Recorded		270		
	Red Light		7		
	Red Light & Speeding		0		
	Speeding		235		
	Infringements Issued		242		
		<i>Maximum</i>		<i>Average</i>	
	Speed (km/h)	91		70	
	Red Time	31.72		0.72	
1021	INTERSECTION HINDMARSH DRIVE AND YAMB DRIVE				
	Posted Speed Limit:	80 km/h			
	Vehicles Checked		268,463		
	Offences Recorded		7		
	Red Arrow		0		
	Red Light		1		
	Red Light & Speeding		0		
	Speeding		4		
	Infringements Issued		5		
		<i>Maximum</i>		<i>Average</i>	
	Speed (km/h)	117		90	
	Red Time	173.5		7.15	
SUMMARY					
	Vehicles checked		1,906,585		
	Offences Recorded		2,147		
	Red Light Offence Issued		68		
	Red Arrow Offence Issued		3		
	Red Light & Speeding issued		7		
	Speeding Offence Issued		1,708		
	Total Infringements Issued		1,786		
	% of checked vehicles offending		0.11%		
	% of offending vehicles issued infringements		83.19%		

Statistics Report - Fixed Sites

March 2006

1001	INTERSECTION NORTHBOURNE AVENUE AND LONDON CIRCUIT		
	Posted Speed Limit:	60 km/h	
	Vehicles Checked		0
	Offences Recorded		0
	Red Light		0
	Red Light & Speeding		0
	Speeding		0
	Infringements Issued		0
		<i>Maximum</i>	<i>Average</i>
	Speed (km/h)	0	0
	Red Time	0	0
1002	INTERSECTION NORTHBOURNE AVENUE AND BARRY DRIVE		
	Posted Speed Limit:	60 km/h	
	Vehicles Checked		462,087
	Offences Recorded		384
	Red Light		32
	Red Light & Speeding		1
	Speeding		268
	Infringements Issued		301
		<i>Maximum</i>	<i>Average</i>
	Speed (km/h)	113	68
	Red Time	81.72	4.87
1004	INTERSECTION DRAKEFORD DRIVE AND MARCONI CRESCENT		
	Posted Speed Limit:	80 km/h	
	Vehicles Checked		273,154
	Offences Recorded		226
	Red Arrow		1
	Red Light		2
	Red Light & Speeding		0
	Speeding		180
	Infringements Issued		183
		<i>Maximum</i>	<i>Average</i>
	Speed (km/h)	125	87
	Red Time	158.18	3.41
1006	INTERSECTION NORTHBOURNE AVENUE AND ANTILL STREET		
	Posted Speed Limit:	60 km/h	
	Vehicles Checked		310,836
	Offences Recorded		1,835
	Red Light		14
	Red Light & Speeding		1
	Speeding		1,654
	Infringements Issued		1,669
		<i>Maximum</i>	<i>Average</i>
	Speed (km/h)	100	72
	Red Time	80.16	0.56
1007	INTERSECTION OF GINNINDERRA DVE AND AIKMAN DVE		
	Posted Speed Limit:	80 km/h	
	Vehicles Checked		294,794
	Offences Recorded		86
	Red Light		1
	Red Light & Speeding		0
	Speeding		64
	Infringements Issued		65
		<i>Maximum</i>	<i>Average</i>
	Speed (km/h)	116	92

	Red Time	22.79		0.57	
1008	INTERSECTION OF HINDMARSH DRIVE AND TUGGERANONG PARKWAY OVERPASS				
	Posted Speed Limit:	80 km/h			
	Vehicles Checked		151,181		
	Offences Recorded		54		
	Red Light		6		
	Red Light & Speeding		1		
	Speeding		36		
	Infringements Issued		43		
		<i>Maximum</i>		<i>Average</i>	
	Speed (km/h)	124		90	
	Red Time	38.8		2.13	
1011	INTERSECTION OF GINNINDERRA DVE AND COULTER DVE				
	Posted Speed Limit:	80 km/h			
	Vehicles Checked		177,262		
	Offences Recorded		142		
	Red Light		5		
	Red Light & Speeding		0		
	Speeding		102		
	Infringements Issued		107		
		<i>Maximum</i>		<i>Average</i>	
	Speed (km/h)	123		90	
	Red Time	32.39		0.89	
1020	INTERSECTION OF BARRY DVE AND MARCUS CLARK ST				
	Posted Speed Limit:	60 km/h			
	Vehicles Checked		129,774		
	Offences Recorded		335		
	Red Light		7		
	Red Light & Speeding		0		
	Speeding		295		
	Infringements Issued		302		
		<i>Maximum</i>		<i>Average</i>	
	Speed (km/h)	93		71	
	Red Time	37.47		0.42	
1021	INTERSECTION HINDMARSH DRIVE AND YAMB DRIVE				
	Posted Speed Limit:	80 km/h			
	Vehicles Checked		274,546		
	Offences Recorded		143		
	Red Arrow		0		
	Red Light		5		
	Red Light & Speeding		1		
	Speeding		119		
	Infringements Issued		125		
		<i>Maximum</i>		<i>Average</i>	
	Speed (km/h)	131		92	
	Red Time	214.87		4.71	
SUMMARY					
	Vehicles checked		2,073,634		
	Offences Recorded		3,205		
	Red Light Offence Issued		72		
	Red Arrow Offence Issued		1		
	Red Light & Speeding issued		4		
	Speeding Offence Issued		2,718		
	Total Infringements Issued		2,795		
	% of checked vehicles offending		0.15%		
	% of offending vehicles issued infringements		87.21%		

Statistics Report - Fixed Sites

May 2006

1001	INTERSECTION NORTHBOURNE AVENUE AND LONDON CIRCUIT		
	Posted Speed Limit:	60 km/h	
	Vehicles Checked		0
	Offences Recorded		0
	Red Light		0
	Red Light & Speeding		0
	Speeding		0
	Infringements Issued		0
		<i>Maximum</i>	<i>Average</i>
	Speed (km/h)	0	0
	Red Time	0	0
1002	INTERSECTION NORTHBOURNE AVENUE AND BARRY DRIVE		
	Posted Speed Limit:	60 km/h	
	Vehicles Checked		445,416
	Offences Recorded		409
	Red Light		27
	Red Light & Speeding		1
	Speeding		296
	Infringements Issued		324
		<i>Maximum</i>	<i>Average</i>
	Speed (km/h)	100	68
	Red Time	81.87	3.88
1004	INTERSECTION DRAKEFORD DRIVE AND MARCONI CRESCENT		
	Posted Speed Limit:	80 km/h	
	Vehicles Checked		331,480
	Offences Recorded		242
	Red Arrow		5
	Red Light		4
	Red Light & Speeding		0
	Speeding		165
	Infringements Issued		174
		<i>Maximum</i>	<i>Average</i>
	Speed (km/h)	124	86
	Red Time	165.47	4.38
1006	INTERSECTION NORTHBOURNE AVENUE AND ANTILL STREET		
	Posted Speed Limit:	60 km/h	
	Vehicles Checked		211,351
	Offences Recorded		997
	Red Light		3
	Red Light & Speeding		1
	Speeding		843
	Infringements Issued		847
		<i>Maximum</i>	<i>Average</i>
	Speed (km/h)	90	72
	Red Time	43.03	0.1
1007	INTERSECTION OF GINNINDERRA DVE AND AIKMAN DVE		
	Posted Speed Limit:	80 km/h	
	Vehicles Checked		186,577
	Offences Recorded		50
	Red Light		1
	Red Light & Speeding		0
	Speeding		40
	Infringements Issued		41
		<i>Maximum</i>	<i>Average</i>
	Speed (km/h)	115	85

	Red Time	24.72		2.05	
1008	INTERSECTION OF HINDMARSH DRIVE AND TUGGERANONG PARKWAY OVERPASS				
	Posted Speed Limit:	80 km/h			
	Vehicles Checked		281,416		
	Offences Recorded		53		
	Red Light		21		
	Red Light & Speeding		0		
	Speeding		24		
	Infringements Issued		45		
		<i>Maximum</i>		<i>Average</i>	
	Speed (km/h)	127		79	
	Red Time	77.75		13.61	
1011	INTERSECTION OF GINNINDERRA DVE AND COULTER DVE				
	Posted Speed Limit:	80 km/h			
	Vehicles Checked		176,525		
	Offences Recorded		125		
	Red Light		5		
	Red Light & Speeding		0		
	Speeding		100		
	Infringements Issued		105		
		<i>Maximum</i>		<i>Average</i>	
	Speed (km/h)	138		89	
	Red Time	33.43		1.02	
1020	INTERSECTION OF BARRY DVE AND MARCUS CLARK ST				
	Posted Speed Limit:	60 km/h			
	Vehicles Checked		209,422		
	Offences Recorded		364		
	Red Light		8		
	Red Light & Speeding		0		
	Speeding		327		
	Infringements Issued		335		
		<i>Maximum</i>		<i>Average</i>	
	Speed (km/h)	109		72	
	Red Time	46.44		0.65	
1021	INTERSECTION HINDMARSH DRIVE AND YAMB DRIVE				
	Posted Speed Limit:		80 km/h		
	Vehicles Checked		289,893		
	Offences Recorded		156		
	Red Arrow		0		
	Red Light		9		
	Red Light & Speeding		0		
	Speeding		102		
	Infringements Issued		111		
		<i>Maximum</i>		<i>Average</i>	
	Speed (km/h)	117		90	
	Red Time	173.5		7.15	
SUMMARY					
	Vehicles checked		2,132,080		
	Offences Recorded		2,396		
	Red Light Offence Issued		78		
	Red Arrow Offence Issued		5		
	Red Light & Speeding issued		2		
	Speeding Offence Issued		1,897		
	Total Infringements Issued		1,982		
	% of checked vehicles offending		0.11%		
	% of offending vehicles issued infringements		82.72%		

Statistics Report - Fixed Sites

November 2006

1001	INTERSECTION NORTHBOURNE AVENUE AND LONDON CIRCUIT		
	Posted Speed Limit:	60 km/h	
	Vehicles Checked	405,369	
	Offences Recorded	724	
	Red Light	21	
	Red Light & Speeding	0	
	Speeding	640	
	Infringements Issued	661	
		<i>Maximum</i>	<i>Average</i>
	Speed (km/h)	94	71
	Red Time	51.27	0.47
1002	INTERSECTION NORTHBOURNE AVENUE AND BARRY DRIVE		
	Posted Speed Limit:	60 km/h	
	Vehicles Checked	441,071	
	Offences Recorded	364	
	Red Light	33	
	Red Light & Speeding	0	
	Speeding	216	
	Infringements Issued	249	
		<i>Maximum</i>	<i>Average</i>
	Speed (km/h)	96	65
	Red Time	87.51	8.47
1004	INTERSECTION DRAKEFORD DRIVE AND MARCONI CRESCENT		
	Posted Speed Limit:	80 km/h	
	Vehicles Checked	109,389	
	Offences Recorded	238	
	Red Arrow	0	
	Red Light	1	
	Red Light & Speeding	0	
	Speeding	197	
	Infringements Issued	198	
		<i>Maximum</i>	<i>Average</i>
	Speed (km/h)	99	91
	Red Time	56.32	0.9
1006	INTERSECTION NORTHBOURNE AVENUE AND ANTILL STREET		
	Posted Speed Limit:	60 km/h	
	Vehicles Checked	168,381	
	Offences Recorded	1,030	
	Red Light	1	
	Red Light & Speeding	0	
	Speeding	925	
	Infringements Issued	926	
		<i>Maximum</i>	<i>Average</i>
	Speed (km/h)	96	72
	Red Time	48.39	0.08
1007	INTERSECTION OF GINNINDERRA DVE AND AIKMAN DVE		
	Posted Speed Limit:	80 km/h	
	Vehicles Checked	120,235	
	Offences Recorded	64	
	Red Light	0	
	Red Light & Speeding	0	
	Speeding	55	
	Infringements Issued	55	
		<i>Maximum</i>	<i>Average</i>
	Speed (km/h)	98	90

	Red Time	24.91		0.99	
1008	INTERSECTION OF HINDMARSH DRIVE AND TUGGERANONG PARKWAY OVERPASS				
	Posted Speed Limit:	80 km/h			
	Vehicles Checked		211,806		
	Offences Recorded		42		
	Red Light		3		
	Red Light & Speeding		0		
	Speeding		28		
	Infringements Issued		31		
		<i>Maximum</i>		<i>Average</i>	
	Speed (km/h)	99		93	
	Red Time	71.95		3.05	
1011	INTERSECTION OF GINNINDERRA DVE AND COULTER DVE				
	Posted Speed Limit:	80 km/h			
	Vehicles Checked		160,759		
	Offences Recorded		133		
	Red Light		3		
	Red Light & Speeding		1		
	Speeding		104		
	Infringements Issued		108		
		<i>Maximum</i>		<i>Average</i>	
	Speed (km/h)	99		89	
	Red Time	48.11		1.62	
1020	INTERSECTION OF BARRY DVE AND MARCUS CLARK ST				
	Posted Speed Limit:	60 km/h			
	Vehicles Checked		245,736		
	Offences Recorded		413		
	Red Light		8		
	Red Light & Speeding		1		
	Speeding		363		
	Infringements Issued		372		
		<i>Maximum</i>		<i>Average</i>	
	Speed (km/h)	98		72	
	Red Time	79.64		1.51	
1021	INTERSECTION HINDMARSH DRIVE AND YAMB DRIVE				
	Posted Speed Limit:		80 km/h		
	Vehicles Checked		273,241		
	Offences Recorded		140		
	Red Arrow		0		
	Red Light		11		
	Red Light & Speeding		0		
	Speeding		116		
	Infringements Issued		127		
		<i>Maximum</i>		<i>Average</i>	
	Speed (km/h)	99		88	
	Red Time	98.89		5.52	
SUMMARY					
	Vehicles checked		2,135,987		
	Offences Recorded		3,148		
	Red Light Offence Issued		81		
	Red Arrow Offence Issued		0		
	Red Light & Speeding issued		2		
	Speeding Offence Issued		2,644		
	Total Infringements Issued		2,727		
	% of checked vehicles offending		0.15%		
	% of offending vehicles issued infringements		86.63%		

Statistics Report - Fixed Sites

October 2006

1001	INTERSECTION NORTHBOURNE AVENUE AND LONDON CIRCUIT		
	Posted Speed Limit:	60 km/h	
	Vehicles Checked	423,813	
	Offences Recorded	778	
	Red Light	35	
	Red Light & Speeding	0	
	Speeding	667	
	Infringements Issued	702	
		<i>Maximum</i>	<i>Average</i>
	Speed (km/h)	97	71
	Red Time	53.47	0.8
1002	INTERSECTION NORTHBOURNE AVENUE AND BARRY DRIVE		
	Posted Speed Limit:	60 km/h	
	Vehicles Checked	467,357	
	Offences Recorded	372	
	Red Light	34	
	Red Light & Speeding	0	
	Speeding	239	
	Infringements Issued	273	
		<i>Maximum</i>	<i>Average</i>
	Speed (km/h)	93	68
	Red Time	66.55	4.83
1004	INTERSECTION DRAKEFORD DRIVE AND MARCONI CRESCENT		
	Posted Speed Limit:	80 km/h	
	Vehicles Checked	145,356	
	Offences Recorded	238	
	Red Arrow	0	
	Red Light	1	
	Red Light & Speeding	0	
	Speeding	205	
	Infringements Issued	206	
		<i>Maximum</i>	<i>Average</i>
	Speed (km/h)	99	90
	Red Time	46.54	0.84
1006	INTERSECTION NORTHBOURNE AVENUE AND ANTILL STREET		
	Posted Speed Limit:	60 km/h	
	Vehicles Checked	189,903	
	Offences Recorded	983	
	Red Light	1	
	Red Light & Speeding	0	
	Speeding	860	
	Infringements Issued	861	
		<i>Maximum</i>	<i>Average</i>
	Speed (km/h)	94	72
	Red Time	24.15	0.06
1007	INTERSECTION OF GINNINDERRA DVE AND AIKMAN DVE		
	Posted Speed Limit:	80 km/h	
	Vehicles Checked	138,312	
	Offences Recorded	24	
	Red Light	0	
	Red Light & Speeding	0	
	Speeding	23	
	Infringements Issued	23	
		<i>Maximum</i>	<i>Average</i>
	Speed (km/h)	99	91

	Red Time	0		0	
1008	INTERSECTION OF HINDMARSH DRIVE AND TUGGERANONG PARKWAY OVERPASS				
	Posted Speed Limit:	80 km/h			
	Vehicles Checked			223,909	
	Offences Recorded			62	
	Red Light			10	
	Red Light & Speeding			1	
	Speeding			36	
	Infringements Issued			47	
		<i>Maximum</i>		<i>Average</i>	
	Speed (km/h)	99		88	
	Red Time	40.92		4.69	
1011	INTERSECTION OF GINNINDERRA DVE AND COULTER DVE				
	Posted Speed Limit:	80 km/h			
	Vehicles Checked			160,897	
	Offences Recorded			150	
	Red Light			10	
	Red Light & Speeding			0	
	Speeding			111	
	Infringements Issued			121	
		<i>Maximum</i>		<i>Average</i>	
	Speed (km/h)	99		91	
	Red Time	48.83		2.98	
1020	INTERSECTION OF BARRY DVE AND MARCUS CLARK ST				
	Posted Speed Limit:	60 km/h			
	Vehicles Checked			256,067	
	Offences Recorded			299	
	Red Light			8	
	Red Light & Speeding			0	
	Speeding			271	
	Infringements Issued			279	
		<i>Maximum</i>		<i>Average</i>	
	Speed (km/h)	95		70	
	Red Time	98.8		1.22	
1021	INTERSECTION HINDMARSH DRIVE AND YAMB DRIVE				
	Posted Speed Limit:		80 km/h		
	Vehicles Checked			278,416	
	Offences Recorded			135	
	Red Arrow			0	
	Red Light			7	
	Red Light & Speeding			0	
	Speeding			114	
	Infringements Issued			121	
		<i>Maximum</i>		<i>Average</i>	
	Speed (km/h)	99		89	
	Red Time	204.54		3.67	
SUMMARY					
	Vehicles checked			2,284,030	
	Offences Recorded			3,041	
	Red Light Offence Issued			106	
	Red Arrow Offence Issued			0	
	Red Light & Speeding issued			1	
	Speeding Offence Issued			2,526	
	Total Infringements Issued			2,633	
	% of checked vehicles offending			0.13%	
	% of offending vehicles issued infringements			86.58%	

Statistics Report - Fixed Sites

September 2006

1001	INTERSECTION NORTHBOURNE AVENUE AND LONDON CIRCUIT		
	Posted Speed Limit:	60 km/h	
	Vehicles Checked	388,482	
	Offences Recorded	742	
	Red Light	51	
	Red Light & Speeding	1	
	Speeding	635	
	Infringements Issued	687	
		<i>Maximum</i>	<i>Average</i>
	Speed (km/h)	92	69
	Red Time	63.35	1.25
1002	INTERSECTION NORTHBOURNE AVENUE AND BARRY DRIVE		
	Posted Speed Limit:	60 km/h	
	Vehicles Checked	433,479	
	Offences Recorded	287	
	Red Light	41	
	Red Light & Speeding	1	
	Speeding	184	
	Infringements Issued	226	
		<i>Maximum</i>	<i>Average</i>
	Speed (km/h)	86	67
	Red Time	79.91	5.2
1004	INTERSECTION DRAKEFORD DRIVE AND MARCONI CRESCENT		
	Posted Speed Limit:	80 km/h	
	Vehicles Checked	214,250	
	Offences Recorded	252	
	Red Arrow	2	
	Red Light	1	
	Red Light & Speeding	0	
	Speeding	191	
	Infringements Issued	194	
		<i>Maximum</i>	<i>Average</i>
	Speed (km/h)	99	87
	Red Time	193.66	3.33
1006	INTERSECTION NORTHBOURNE AVENUE AND ANTILL STREET		
	Posted Speed Limit:	60 km/h	
	Vehicles Checked	165,100	
	Offences Recorded	1,023	
	Red Light	1	
	Red Light & Speeding	0	
	Speeding	921	
	Infringements Issued	922	
		<i>Maximum</i>	<i>Average</i>
	Speed (km/h)	95	72
	Red Time	52.56	0.05
1007	INTERSECTION OF GINNINDERRA DVE AND AIKMAN DVE		
	Posted Speed Limit:	80 km/h	
	Vehicles Checked	138,872	
	Offences Recorded	39	
	Red Light	1	
	Red Light & Speeding	0	
	Speeding	32	
	Infringements Issued	33	
		<i>Maximum</i>	<i>Average</i>
	Speed (km/h)	97	92

	Red Time	22.11		0.61	
1008	INTERSECTION OF HINDMARSH DRIVE AND TUGGERANONG PARKWAY OVERPASS				
	Posted Speed Limit:	80 km/h			
	Vehicles Checked		113,422		
	Offences Recorded		50		
	Red Light		10		
	Red Light & Speeding		1		
	Speeding		28		
	Infringements Issued		39		
		<i>Maximum</i>		<i>Average</i>	
	Speed (km/h)	98		90	
	Red Time	49.83		5.87	
1011	INTERSECTION OF GINNINDERRA DVE AND COULTER DVE				
	Posted Speed Limit:	80 km/h			
	Vehicles Checked		154,047		
	Offences Recorded		121		
	Red Light		8		
	Red Light & Speeding		1		
	Speeding		81		
	Infringements Issued		90		
		<i>Maximum</i>		<i>Average</i>	
	Speed (km/h)	99		89	
	Red Time	48.56		2.28	
1020	INTERSECTION OF BARRY DVE AND MARCUS CLARK ST				
	Posted Speed Limit:	60 km/h			
	Vehicles Checked		200,146		
	Offences Recorded		181		
	Red Light		7		
	Red Light & Speeding		0		
	Speeding		88		
	Infringements Issued		95		
		<i>Maximum</i>		<i>Average</i>	
	Speed (km/h)	94		71	
	Red Time	49.96		2.13	
1021	INTERSECTION HINDMARSH DRIVE AND YAMB DRIVE				
	Posted Speed Limit:	80 km/h			
	Vehicles Checked		248,362		
	Offences Recorded		151		
	Red Arrow		0		
	Red Light		6		
	Red Light & Speeding		0		
	Speeding		125		
	Infringements Issued		131		
		<i>Maximum</i>		<i>Average</i>	
	Speed (km/h)	99		91	
	Red Time	125.33		3.81	
SUMMARY					
	Vehicles checked		2,056,160		
	Offences Recorded		2,846		
	Red Light Offence Issued		126		
	Red Arrow Offence Issued		2		
	Red Light & Speeding issued		4		
	Speeding Offence Issued		2,285		
	Total Infringements Issued		2,417		
	% of checked vehicles offending		0.14%		
	% of offending vehicles issued infringements		84.93%		

Statistics Report - Fixed Sites

April 2006

1001	INTERSECTION NORTHBOURNE AVENUE AND LONDON CIRCUIT		
	Posted Speed Limit:	60 km/h	
	Vehicles Checked		0
	Offences Recorded		0
	Red Light		0
	Red Light & Speeding		0
	Speeding		0
	Infringements Issued		0
		<i>Maximum</i>	<i>Average</i>
	Speed (km/h)	0	0
	Red Time	0	0
1002	INTERSECTION NORTHBOURNE AVENUE AND BARRY DRIVE		
	Posted Speed Limit:	60 km/h	
	Vehicles Checked		324,267
	Offences Recorded		264
	Red Light		23
	Red Light & Speeding		1
	Speeding		195
	Infringements Issued		219
		<i>Maximum</i>	<i>Average</i>
	Speed (km/h)	104	70
	Red Time	76.02	3.16
1004	INTERSECTION DRAKEFORD DRIVE AND MARCONI CRESCENT		
	Posted Speed Limit:	80 km/h	
	Vehicles Checked		257,826
	Offences Recorded		229
	Red Arrow		2
	Red Light		5
	Red Light & Speeding		0
	Speeding		175
	Infringements Issued		182
		<i>Maximum</i>	<i>Average</i>
	Speed (km/h)	122	85
	Red Time	151.9	5.35
1006	INTERSECTION NORTHBOURNE AVENUE AND ANTILL STREET		
	Posted Speed Limit:	60 km/h	
	Vehicles Checked		289,452
	Offences Recorded		1,468
	Red Light		8
	Red Light & Speeding		0
	Speeding		1,287
	Infringements Issued		1,295
		<i>Maximum</i>	<i>Average</i>
	Speed (km/h)	108	72
	Red Time	66.88	0.28
1007	INTERSECTION OF GINNINDERRA DVE AND AIKMAN DVE		
	Posted Speed Limit:	80 km/h	
	Vehicles Checked		232,277
	Offences Recorded		59
	Red Light		3
	Red Light & Speeding		0
	Speeding		41
	Infringements Issued		44
		<i>Maximum</i>	<i>Average</i>
	Speed (km/h)	119	89

	Red Time	23.79		1.12	
1008	INTERSECTION OF HINDMARSH DRIVE AND TUGGERANONG PARKWAY OVERPASS				
	Posted Speed Limit:	80 km/h			
	Vehicles Checked		158,644		
	Offences Recorded		46		
	Red Light		19		
	Red Light & Speeding		0		
	Speeding		20		
	Infringements Issued		39		
		<i>Maximum</i>		<i>Average</i>	
	Speed (km/h)	110		77	
	Red Time	60.88		9.95	
1011	INTERSECTION OF GINNINDERRA DVE AND COULTER DVE				
	Posted Speed Limit:	80 km/h			
	Vehicles Checked		149,512		
	Offences Recorded		119		
	Red Light		8		
	Red Light & Speeding		0		
	Speeding		87		
	Infringements Issued		95		
		<i>Maximum</i>		<i>Average</i>	
	Speed (km/h)	126		86	
	Red Time	40.19		3.15	
1020	INTERSECTION OF BARRY DVE AND MARCUS CLARK ST				
	Posted Speed Limit:	60 km/h			
	Vehicles Checked		112,676		
	Offences Recorded		372		
	Red Light		6		
	Red Light & Speeding		0		
	Speeding		337		
	Infringements Issued		343		
		<i>Maximum</i>		<i>Average</i>	
	Speed (km/h)	115		72	
	Red Time	22.51		0.26	
1021	INTERSECTION HINDMARSH DRIVE AND YAMB DRIVE				
	Posted Speed Limit:	80 km/h			
	Vehicles Checked		233,802		
	Offences Recorded		156		
	Red Arrow		0		
	Red Light		7		
	Red Light & Speeding		0		
	Speeding		123		
	Infringements Issued		130		
		<i>Maximum</i>		<i>Average</i>	
	Speed (km/h)	132		91	
	Red Time	69.61		1.56	
SUMMARY					
	Vehicles checked		1,758,456		
	Offences Recorded		2,713		
	Red Light Offence Issued		79		
	Red Arrow Offence Issued		2		
	Red Light & Speeding issued		1		
	Speeding Offence Issued		2,265		
	Total Infringements Issued		2,347		
	% of checked vehicles offending		0.15%		
	% of offending vehicles issued infringements		86.51%		

Statistics Report - Fixed Sites

August 2006

1001	INTERSECTION NORTHBOURNE AVENUE AND LONDON CIRCUIT		
	Posted Speed Limit:	60 km/h	
	Vehicles Checked		398,966
	Offences Recorded		759
	Red Light		29
	Red Light & Speeding		3
	Speeding		660
	Infringements Issued		692
		<i>Maximum</i>	<i>Average</i>
	Speed (km/h)	92	71
	Red Time	58.98	0.63
1002	INTERSECTION NORTHBOURNE AVENUE AND BARRY DRIVE		
	Posted Speed Limit:	60 km/h	
	Vehicles Checked		434,920
	Offences Recorded		358
	Red Light		32
	Red Light & Speeding		0
	Speeding		254
	Infringements Issued		286
		<i>Maximum</i>	<i>Average</i>
	Speed (km/h)	91	69
	Red Time	73.36	5.97
1004	INTERSECTION DRAKEFORD DRIVE AND MARCONI CRESCENT		
	Posted Speed Limit:	80 km/h	
	Vehicles Checked		239,680
	Offences Recorded		234
	Red Arrow		5
	Red Light		2
	Red Light & Speeding		0
	Speeding		174
	Infringements Issued		181
		<i>Maximum</i>	<i>Average</i>
	Speed (km/h)	99	85
	Red Time	199.47	6.18
1006	INTERSECTION NORTHBOURNE AVENUE AND ANTILL STREET		
	Posted Speed Limit:	60 km/h	
	Vehicles Checked		170,855
	Offences Recorded		1,120
	Red Light		1
	Red Light & Speeding		0
	Speeding		963
	Infringements Issued		964
		<i>Maximum</i>	<i>Average</i>
	Speed (km/h)	98	72
	Red Time	39.99	0.08

1007	INTERSECTION OF GINNINDERRA DVE AND AIKMAN DVE				
	Posted Speed Limit:	80 km/h			
	Vehicles Checked		118,754		
	Offences Recorded		33		
	Red Light		0		
	Red Light & Speeding		1		
	Speeding		25		
	Infringements Issued		26		
		<i>Maximum</i>		<i>Average</i>	
	Speed (km/h)	99		92	
	Red Time	9.38		0.55	
1008	INTERSECTION OF HINDMARSH DRIVE AND TUGGERANONG PARKWAY OVERPASS				
	Posted Speed Limit:	80 km/h			
	Vehicles Checked		172,862		
	Offences Recorded		52		
	Red Light		9		
	Red Light & Speeding		0		
	Speeding		33		
	Infringements Issued		42		
		<i>Maximum</i>		<i>Average</i>	
	Speed (km/h)	99		86	
	Red Time	57.51		4.42	
1011	INTERSECTION OF GINNINDERRA DVE AND COULTER DVE				
	Posted Speed Limit:	80 km/h			
	Vehicles Checked		165,947		
	Offences Recorded		131		
	Red Light		7		
	Red Light & Speeding		0		
	Speeding		91		
	Infringements Issued		98		
		<i>Maximum</i>		<i>Average</i>	
	Speed (km/h)	99		87	
	Red Time	45.55		3.15	
1020	INTERSECTION OF BARRY DVE AND MARCUS CLARK ST				
	Posted Speed Limit:	60 km/h			
	Vehicles Checked		259,662		
	Offences Recorded		282		
	Red Light		14		
	Red Light & Speeding		0		
	Speeding		243		
	Infringements Issued		257		
		<i>Maximum</i>		<i>Average</i>	
	Speed (km/h)	96		70	
	Red Time	80.03		2.31	
1021	INTERSECTION HINDMARSH DRIVE AND YAMB DRIVE				
	Posted Speed Limit:		80 km/h		
	Vehicles Checked		270,251		
	Offences Recorded		139		

	Red Arrow		0	
	Red Light		8	
	Red Light & Speeding		0	
	Speeding		111	
	Infringements Issued		119	
		Maximum		Average
	Speed (km/h)	98		91
	Red Time	143.18		4.64
SUMMARY				
	Vehicles checked		2,231,897	
	Offences Recorded		3,108	
	Red Light Offence Issued		102	
	Red Arrow Offence Issued		5	
	Red Light & Speeding issued		4	
	Speeding Offence Issued		2,554	
	Total Infringements Issued		2,665	
	% of checked vehicles offending		0.14%	
	% of offending vehicles issued infringements		85.75%	

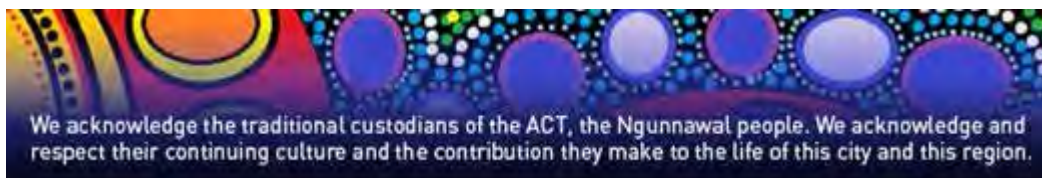
From: [Davidson, Geoffrey](#)
To: [Mike Bambach](#)
Subject: FW: Fixed site data 2005 calander year
Date: Tuesday, 22 April 2014 1:03:00 PM
Attachments: [December 2005.xls](#)
[February 2005.xls](#)
[January 2005.xls](#)
[July 2005.xls](#)
[June 2005.xls](#)
[March 2005.xls](#)
[MAy 2005.xls](#)
[November 2005.xls](#)
[October 2005.xls](#)
[September 2005.xls](#)
[April 2005.xls](#)
[August 2005.xls](#)

Geoffrey Davidson | [Manager, Road Safety](#)

Legislation, Policy & Programs | Justice and Community Safety Directorate | **ACT Government**

Level 2, 12 Moore Street, CANBERRA CITY ACT 2601 | [GPO Box 158, CANBERRA ACT 2608](#)

Telephone (02) 620 77195 | **Facsimile** (02) 620 50937



From: Stone, Gordon
Sent: Tuesday, 22 April 2014 12:38 PM
To: Davidson, Geoffrey
Subject: FW: Fixed site data 2005 calander year

2005

From: Davidson, Geoffrey
Sent: Tuesday, 22 April 2014 9:42 AM
To: Stone, Gordon
Subject: FW: Fixed site data for evaluation

Hi Gordon

Do you have an estimated delivery date?

Geoff

Geoffrey Davidson | [Manager, Road Safety](#)

Legislation, Policy & Programs | Justice and Community Safety Directorate | **ACT Government**

Level 2, 12 Moore Street, CANBERRA CITY ACT 2601 | [GPO Box 158, CANBERRA ACT 2608](#)

Telephone (02) 620 77195 | **Facsimile** (02) 620 50937



From: Mike Bambach [<mailto:>]
Sent: Thursday, 17 April 2014 5:07 PM
To: Davidson, Geoffrey
Subject: RE: Fixed site data for evaluation

Hi Geoff, just a reminder – please send through the other years data for the fixed camera sites – sometime next week would be great,

Thanks,

Have a good long-weekend!

Mike

From: Davidson, Geoffrey [<mailto:Geoffrey.Davidson@act.gov.au>]
Sent: Monday, 14 April 2014 5:58 PM
To: Mike Bambach
Subject: FW: Fixed site data for evaluation

Here you go Mike

Geoffrey Davidson | [Manager, Road Safety](#)

Legislation, Policy & Programs | Justice and Community Safety Directorate | **ACT Government**

Level 2, 12 Moore Street, CANBERRA CITY ACT 2601 | [GPO Box 158, CANBERRA ACT 2608](#)

[Telephone](#) (02) 620 77195 | [Facsimile](#) (02) 620 50937



From: Stone, Gordon
Sent: Monday, 14 April 2014 2:43 PM
To: Davidson, Geoffrey
Subject: Fixed site data for evaluation

Hi Geoff

The attachments with 1st, 2nd, 3rd quarter are from 1999 to June 2000, there is a excel spread sheet for financial year 2000-2001 don't know how accurate it is. I will send you spread sheets per calendar year. Some years only have excel sheets for each site and only vehicle counts no infringement counts.

Regards

Gordon

Gordon Stone

Manager

ACT Traffic Camera Office

Transport Regulation | Justice and Community Safety Directorate | ACT Government

13 – 15 Challis St, DICKSON ACT 2602 | PO Box 582, DICKSON ACT 2602
Telephone (02) 6207 5770 | Facsimile (02) 6207 7287

This email, and any attachments, may be confidential and also privileged. If you are not the intended recipient, please notify the sender and delete all copies of this transmission along with any attachments immediately. You should not copy or use it for any purpose, nor disclose its contents to any other person.

Statistics Report - Fixed Sites

December 2005

1001	INTERSECTION NORTHBOURNE AVENUE AND LONDON CIRCUIT		
	Posted Speed Limit:	60 km/h	
	Vehicles Checked	363,677	
	Offences Recorded	783	
	Red Light	34	
	Red Light & Speeding	0	
	Speeding	692	
	Infringements Issued	726	
		<i>Maximum</i>	<i>Average</i>
	Speed (km/h)	96	70
	Red Time	50.75	0.8
1002	INTERSECTION NORTHBOURNE AVENUE AND BARRY DRIVE		
	Posted Speed Limit:	60 km/h	
	Vehicles Checked	423,026	
	Offences Recorded	458	
	Red Light	39	
	Red Light & Speeding	6	
	Speeding	338	
	Infringements Issued	383	
		<i>Maximum</i>	<i>Average</i>
	Speed (km/h)	101	69
	Red Time	70.37	3.67
1004	INTERSECTION DRAKEFORD DRIVE AND MARCONI CRESCENT		
	Posted Speed Limit:	80 km/h	
	Vehicles Checked	275,380	
	Offences Recorded	215	
	Red Arrow	4	
	Red Light	4	
	Red Light & Speeding	0	
	Speeding	154	
	Infringements Issued	162	
		<i>Maximum</i>	<i>Average</i>
	Speed (km/h)	121	84
	Red Time	94.06	4.49
1006	INTERSECTION NORTHBOURNE AVENUE AND ANTILL STREET		
	Posted Speed Limit:	60 km/h	
	Vehicles Checked	288,636	
	Offences Recorded	1,941	
	Red Light	3	
	Red Light & Speeding	0	
	Speeding	1,735	
	Infringements Issued	1,738	
		<i>Maximum</i>	<i>Average</i>
	Speed (km/h)	114	72
	Red Time	58.55	0.34
1007	INTERSECTION OF GINNINDERRA DVE AND AIKMAN DVE		
	Posted Speed Limit:	80 km/h	
	Vehicles Checked	271,034	
	Offences Recorded	81	
	Red Light	3	
	Red Light & Speeding	0	
	Speeding	52	
	Infringements Issued	55	
		<i>Maximum</i>	<i>Average</i>
	Speed (km/h)	139	89

	Red Time	43.38		2.53	
1008	INTERSECTION OF HINDMARSH DRIVE AND TUGGERANONG PARKWAY OVERPASS				
	Posted Speed Limit:	80 km/h			
	Vehicles Checked		225,120		
	Offences Recorded		63		
	Red Light		12		
	Red Light & Speeding		0		
	Speeding		38		
	Infringements Issued		50		
		<i>Maximum</i>		<i>Average</i>	
	Speed (km/h)	102		82	
	Red Time	47.76		6.84	
1011	INTERSECTION OF GINNINDERRA DVE AND COULTER DVE				
	Posted Speed Limit:	80 km/h			
	Vehicles Checked		125,597		
	Offences Recorded		79		
	Red Light		4		
	Red Light & Speeding		0		
	Speeding		44		
	Infringements Issued		48		
		<i>Maximum</i>		<i>Average</i>	
	Speed (km/h)	127		87	
	Red Time	30.38		2.19	
1020	INTERSECTION OF BARRY DVE AND MARCUS CLARK ST				
	Posted Speed Limit:	60 km/h			
	Vehicles Checked		123,282		
	Offences Recorded		467		
	Red Light		5		
	Red Light & Speeding		0		
	Speeding		420		
	Infringements Issued		425		
		<i>Maximum</i>		<i>Average</i>	
	Speed (km/h)	101		71	
	Red Time	39.47		0.44	
1021	INTERSECTION HINDMARSH DRIVE AND YAMB DRIVE				
	Posted Speed Limit:		80 km/h		
	Vehicles Checked		274,055		
	Offences Recorded		149		
	Red Arrow		0		
	Red Light		4		
	Red Light & Speeding		0		
	Speeding		116		
	Infringements Issued		120		
		<i>Maximum</i>		<i>Average</i>	
	Speed (km/h)	109		88	
	Red Time	104.57		4.67	
SUMMARY					
	Vehicles checked		2,369,807		
	Offences Recorded		4,236		
	Red Light Offence Issued		108		
	Red Arrow Offence Issued		4		
	Red Light & Speeding issued		6		
	Speeding Offence Issued		3,589		
	Total Infringements Issued		3,707		
	% of checked vehicles offending		0.18%		
	% of offending vehicles issued infringements		87.51%		

Statistics Report - Fixed Sites

February 2005

1001	INTERSECTION NORTHBOURNE AVENUE AND LONDON CIRCUIT		
	Posted Speed Limit:	60 km/h	
	Vehicles Checked	201,786	
	Offences Recorded	169	
	Red Light	9	
	Red Light & Speeding	1	
	Speeding	150	
	Infringements Issued	160	
		<i>Maximum</i>	<i>Average</i>
	Speed (km/h)	109	70
	Red Time	28.15	0.22
1002	INTERSECTION NORTHBOURNE AVENUE AND BARRY DRIVE		
	Posted Speed Limit:	60 km/h	
	Vehicles Checked	361,738	
	Offences Recorded	151	
	Red Light	8	
	Red Light & Speeding	2	
	Speeding	108	
	Infringements Issued	118	
		<i>Maximum</i>	<i>Average</i>
	Speed (km/h)	99	70
	Red Time	69.64	1.88
1021	INTERSECTION HINDMARSH DRIVE AND YAMB DRIVE		
	Posted Speed Limit:	80 km/h	
	Vehicles Checked	238,623	
	Offences Recorded	85	
	Red Arrow	0	
	Red Light	7	
	Red Light & Speeding	0	
	Speeding	64	
	Infringements Issued	71	
		<i>Maximum</i>	<i>Average</i>
	Speed (km/h)	111	90
	Red Time	215.86	10.25
1004	INTERSECTION DRAKEFORD DRIVE AND MARCONI CRESCENT		
	Posted Speed Limit:	80 km/h	
	Vehicles Checked	249,153	
	Offences Recorded	137	
	Red Arrow	2	
	Red Light	3	
	Red Light & Speeding	0	
	Speeding	110	
	Infringements Issued	115	
		<i>Maximum</i>	<i>Average</i>
	Speed (km/h)	112	89
	Red Time	202.46	4.04
1006	INTERSECTION NORTHBOURNE AVENUE AND ANTILL STREET		
	Posted Speed Limit:	60 km/h	
	Vehicles Checked	273,906	
	Offences Recorded	1,550	
	Red Light	1	
	Red Light & Speeding	0	
	Speeding	1,418	
	Infringements Issued	1,419	
		<i>Maximum</i>	<i>Average</i>

	Speed (km/h)	89		72	
	Red Time	38.1		0.03	
1007	INTERSECTION OF GINNINDERRA DVE AND AIKMAN DVE				
	Posted Speed Limit:	80 km/h			
	Vehicles Checked			261,914	
	Offences Recorded			40	
	Red Light			1	
	Red Light & Speeding			0	
	Speeding			35	
	Infringements Issued			36	
		<i>Maximum</i>		<i>Average</i>	
	Speed (km/h)	107		89	
	Red Time	10.12		0.53	
1008	INTERSECTION OF HINDMARSH DRIVE AND TUGGERANONG PARKWAY OVERPASS				
	Posted Speed Limit:	80 km/h			
	Vehicles Checked			190,983	
	Offences Recorded			29	
	Red Light			5	
	Red Light & Speeding			0	
	Speeding			20	
	Infringements Issued			25	
		<i>Maximum</i>		<i>Average</i>	
	Speed (km/h)	98		82	
	Red Time	43.83		2.72	
1011	INTERSECTION OF GINNINDERRA DVE AND COULTER DVE				
	Posted Speed Limit:	80 km/h			
	Vehicles Checked			69,606	
	Offences Recorded			48	
	Red Light			3	
	Red Light & Speeding			0	
	Speeding			41	
	Infringements Issued			44	
		<i>Maximum</i>		<i>Average</i>	
	Speed (km/h)	121		93	
	Red Time	29.71		1.23	
1020	INTERSECTION OF BARRY DVE AND MARCUS CLARK ST				
	Posted Speed Limit:	60 km/h			
	Vehicles Checked			220,167	
	Offences Recorded			355	
	Red Light			22	
	Red Light & Speeding			1	
	Speeding			307	
	Infringements Issued			330	
		<i>Maximum</i>		<i>Average</i>	
	Speed (km/h)	86		71	
	Red Time	83.44		0.68	
SUMMARY					
	Vehicles checked			2,067,876	
	Offences Recorded			2,564	
	Red Light Offence Issued			59	
	Red Arrow Offence Issued			2	
	Red Light & Speeding issued			4	
	Speeding Offence Issued			2,253	
	Total Infringements Issued			2,318	
	% of checked vehicles offending			0.12%	
	% of offending vehicles issued infringements			90.41%	

Statistics Report - Fixed Sites

January 2005

1001	INTERSECTION NORTHBOURNE AVENUE AND LONDON CIRCUIT		
	Posted Speed Limit:	60 km/h	
	Vehicles Checked	204,256	
	Offences Recorded	190	
	Red Light	8	
	Red Light & Speeding	0	
	Speeding	167	
	Infringements Issued	175	
		<i>Maximum</i>	<i>Average</i>
	Speed (km/h)	88	71
	Red Time	42.15	1.18
1002	INTERSECTION NORTHBOURNE AVENUE AND BARRY DRIVE		
	Posted Speed Limit:	60 km/h	
	Vehicles Checked	456,855	
	Offences Recorded	172	
	Red Light	20	
	Red Light & Speeding	1	
	Speeding	121	
	Infringements Issued	142	
		<i>Maximum</i>	<i>Average</i>
	Speed (km/h)	113	70
	Red Time	72.34	3.99
1021	INTERSECTION HINDMARSH DRIVE AND YAMB DRIVE		
	Posted Speed Limit:	80 km/h	
	Vehicles Checked	248,338	
	Offences Recorded	126	
	Red Arrow	0	
	Red Light	6	
	Red Light & Speeding	0	
	Speeding	93	
	Infringements Issued	99	
		<i>Maximum</i>	<i>Average</i>
	Speed (km/h)	122	89
	Red Time	167.25	5.43
1004	INTERSECTION DRAKEFORD DRIVE AND MARCONI CRESCENT		
	Posted Speed Limit:	80 km/h	
	Vehicles Checked	158,329	
	Offences Recorded	109	
	Red Arrow	1	
	Red Light	6	
	Red Light & Speeding	0	
	Speeding	86	
	Infringements Issued	93	
		<i>Maximum</i>	<i>Average</i>
	Speed (km/h)	109	88
	Red Time	128.72	3.01
1006	INTERSECTION NORTHBOURNE AVENUE AND ANTILL STREET		
	Posted Speed Limit:	60 km/h	
	Vehicles Checked	283,931	
	Offences Recorded	1,613	
	Red Light	3	
	Red Light & Speeding	0	
	Speeding	1,481	
	Infringements Issued	1,484	
		<i>Maximum</i>	<i>Average</i>

	Speed (km/h)	121		72	
	Red Time	64.43		0.12	
1007	INTERSECTION OF GINNINDERRA DVE AND AIKMAN DVE				
	Posted Speed Limit:	80 km/h			
	Vehicles Checked			237,780	
	Offences Recorded			56	
	Red Light			1	
	Red Light & Speeding			1	
	Speeding			51	
	Infringements Issued			53	
		<i>Maximum</i>		<i>Average</i>	
	Speed (km/h)	116		92	
	Red Time	1.5		0.04	
1008	INTERSECTION OF HINDMARSH DRIVE AND TUGGERANONG PARKWAY OVERPASS				
	Posted Speed Limit:	80 km/h			
	Vehicles Checked			130,700	
	Offences Recorded			22	
	Red Light			3	
	Red Light & Speeding			0	
	Speeding			16	
	Infringements Issued			19	
		<i>Maximum</i>		<i>Average</i>	
	Speed (km/h)	107		86	
	Red Time	29.91		2.76	
1011	INTERSECTION OF GINNINDERRA DVE AND COULTER DVE				
	Posted Speed Limit:	80 km/h			
	Vehicles Checked			17,299	
	Offences Recorded			10	
	Red Light			1	
	Red Light & Speeding			0	
	Speeding			5	
	Infringements Issued			6	
		<i>Maximum</i>		<i>Average</i>	
	Speed (km/h)	97		85	
	Red Time	27.87		2.79	
1020	INTERSECTION OF BARRY DVE AND MARCUS CLARK ST				
	Posted Speed Limit:	60 km/h			
	Vehicles Checked			194,004	
	Offences Recorded			443	
	Red Light			21	
	Red Light & Speeding			0	
	Speeding			405	
	Infringements Issued			426	
		<i>Maximum</i>		<i>Average</i>	
	Speed (km/h)	106		71	
	Red Time	38.41		0.37	
SUMMARY					
	Vehicles checked			1,931,492	
	Offences Recorded			2,741	
	Red Light Offence Issued			69	
	Red Arrow Offence Issued			1	
	Red Light & Speeding issued			2	
	Speeding Offence Issued			2,425	
	Total Infringements Issued			2,497	
	% of checked vehicles offending			0.14%	
	% of offending vehicles issued infringements			91.10%	

Statistics Report - Fixed Sites

July 2005

1001	INTERSECTION NORTHBOURNE AVENUE AND LONDON CIRCUIT		
	Posted Speed Limit:	60 km/h	
	Vehicles Checked	138,684	
	Offences Recorded	282	
	Red Light	10	
	Red Light & Speeding	1	
	Speeding	245	
	Infringements Issued	256	
		<i>Maximum</i>	<i>Average</i>
	Speed (km/h)	100	70
	Red Time	45.59	0.44
1002	INTERSECTION NORTHBOURNE AVENUE AND BARRY DRIVE		
	Posted Speed Limit:	60 km/h	
	Vehicles Checked	291,164	
	Offences Recorded	272	
	Red Light	16	
	Red Light & Speeding	1	
	Speeding	207	
	Infringements Issued	224	
		<i>Maximum</i>	<i>Average</i>
	Speed (km/h)	93	68
	Red Time	68.07	2.29
1004	INTERSECTION DRAKEFORD DRIVE AND MARCONI CRESCENT		
	Posted Speed Limit:	80 km/h	
	Vehicles Checked	294,424	
	Offences Recorded	324	
	Red Arrow	5	
	Red Light	3	
	Red Light & Speeding	0	
	Speeding	271	
	Infringements Issued	279	
		<i>Maximum</i>	<i>Average</i>
	Speed (km/h)	120	89
	Red Time	221.78	3.32
1006	INTERSECTION NORTHBOURNE AVENUE AND ANTILL STREET		
	Posted Speed Limit:	60 km/h	
	Vehicles Checked	324,131	
	Offences Recorded	2,120	
	Red Light	1	
	Red Light & Speeding	2	
	Speeding	1,814	
	Infringements Issued	1,817	
		<i>Maximum</i>	<i>Average</i>
	Speed (km/h)	127	72
	Red Time	16.67	0.01
1007	INTERSECTION OF GINNINDERRA DVE AND AIKMAN DVE		
	Posted Speed Limit:	80 km/h	
	Vehicles Checked	252,843	
	Offences Recorded	57	
	Red Light	2	
	Red Light & Speeding	0	
	Speeding	44	
	Infringements Issued	46	
		<i>Maximum</i>	<i>Average</i>
	Speed (km/h)	123	91

	Red Time	21.67		0.69	
1008	INTERSECTION OF HINDMARSH DRIVE AND TUGGERANONG PARKWAY OVERPASS				
	Posted Speed Limit:	80 km/h			
	Vehicles Checked		77,455		
	Offences Recorded		16		
	Red Light		1		
	Red Light & Speeding		0		
	Speeding		13		
	Infringements Issued		14		
		<i>Maximum</i>		<i>Average</i>	
	Speed (km/h)	99		90	
	Red Time	6.47		0.4	
1011	INTERSECTION OF GINNINDERRA DVE AND COULTER DVE				
	Posted Speed Limit:	80 km/h			
	Vehicles Checked		152,550		
	Offences Recorded		83		
	Red Light		8		
	Red Light & Speeding		0		
	Speeding		64		
	Infringements Issued		72		
		<i>Maximum</i>		<i>Average</i>	
	Speed (km/h)	137		90	
	Red Time	38.63		1.74	
1020	INTERSECTION OF BARRY DVE AND MARCUS CLARK ST				
	Posted Speed Limit:	60 km/h			
	Vehicles Checked		225,992		
	Offences Recorded		409		
	Red Light		14		
	Red Light & Speeding		0		
	Speeding		366		
	Infringements Issued		380		
		<i>Maximum</i>		<i>Average</i>	
	Speed (km/h)	99		71	
	Red Time	33.99		0.67	
1021	INTERSECTION HINDMARSH DRIVE AND YAMB DRIVE				
	Posted Speed Limit:	80 km/h			
	Vehicles Checked		230,711		
	Offences Recorded		140		
	Red Arrow		0		
	Red Light		11		
	Red Light & Speeding		1		
	Speeding		108		
	Infringements Issued		120		
		<i>Maximum</i>		<i>Average</i>	
	Speed (km/h)	129		90	
	Red Time	181.18		5.95	
SUMMARY					
	Vehicles checked		1,987,954		
	Offences Recorded		3,703		
	Red Light Offence Issued		66		
	Red Arrow Offence Issued		5		
	Red Light & Speeding issued		5		
	Speeding Offence Issued		3,132		
	Total Infringements Issued		3,208		
	% of checked vehicles offending		0.19%		
	% of offending vehicles issued infringements		86.63%		

Statistics Report - Fixed Sites

June 2005

1001	INTERSECTION NORTHBOURNE AVENUE AND LONDON CIRCUIT		
	Posted Speed Limit:	60 km/h	
	SHUT DOWN 20/4/05 UNDER REPAIR		
	Vehicles Checked		
	Offences Recorded		
	Red Light		
	Red Light & Speeding		
	Speeding		
	Infringements Issued		0
		<i>Maximum</i>	<i>Average</i>
	Speed (km/h)		
	Red Time		
1002	INTERSECTION NORTHBOURNE AVENUE AND BARRY DRIVE		
	Posted Speed Limit:	60 km/h	
	Vehicles Checked		338,495
	Offences Recorded		337
	Red Light		28
	Red Light & Speeding		2
	Speeding		257
	Infringements Issued		287
		<i>Maximum</i>	<i>Average</i>
	Speed (km/h)	100	68
	Red Time	70.51	4.31
1004	INTERSECTION DRAKEFORD DRIVE AND MARCONI CRESCENT		
	Posted Speed Limit:	80 km/h	
	Vehicles Checked		283,588
	Offences Recorded		303
	Red Arrow		2
	Red Light		10
	Red Light & Speeding		1
	Speeding		226
	Infringements Issued		239
		<i>Maximum</i>	<i>Average</i>
	Speed (km/h)	143	88
	Red Time	63.61	1.73
1006	INTERSECTION NORTHBOURNE AVENUE AND ANTILL STREET		
	Posted Speed Limit:	60 km/h	
	Vehicles Checked		202,475
	Offences Recorded		1,151
	Red Light		5
	Red Light & Speeding		0
	Speeding		875
	Infringements Issued		880
		<i>Maximum</i>	<i>Average</i>
	Speed (km/h)	100	72
	Red Time	61.3	0.17

1007	INTERSECTION OF GINNINDERRA DVE AND AIKMAN DVE				
	Posted Speed Limit:	80 km/h			
	Vehicles Checked		234,021		
	Offences Recorded		49		
	Red Light		1		
	Red Light & Speeding		0		
	Speeding		39		
	Infringements Issued		40		
		<i>Maximum</i>		<i>Average</i>	
	Speed (km/h)	129		93	
	Red Time	41.55		0.85	
1008	INTERSECTION OF HINDMARSH DRIVE AND TUGGERANONG PARKWAY OVERPASS				
	Posted Speed Limit:	80 km/h			
	SHUT DOWN 19/4/05 UNDER REPAIR				
	Vehicles Checked				
	Offences Recorded				
	Red Light				
	Red Light & Speeding				
	Speeding				
	Infringements Issued		0		
		<i>Maximum</i>		<i>Average</i>	
	Speed (km/h)				
	Red Time				
1011	INTERSECTION OF GINNINDERRA DVE AND COULTER DVE				
	Posted Speed Limit:	80 km/h			
	Vehicles Checked		150,208		
	Offences Recorded		91		
	Red Light		3		
	Red Light & Speeding		0		
	Speeding		79		
	Infringements Issued		82		
		<i>Maximum</i>		<i>Average</i>	
	Speed (km/h)	121		92	
	Red Time	29.59		0.51	
1020	INTERSECTION OF BARRY DVE AND MARCUS CLARK ST				
	Posted Speed Limit:	60 km/h			
	Vehicles Checked		201,345		
	Offences Recorded		387		
	Red Light		6		
	Red Light & Speeding		0		
	Speeding		367		
	Infringements Issued		373		
		<i>Maximum</i>		<i>Average</i>	
	Speed (km/h)	94		71	
	Red Time	27.71		0.13	
1021	INTERSECTION HINDMARSH DRIVE AND YAMB DRIVE				
	Posted Speed Limit:		80 km/h		
	Vehicles Checked		241,880		
	Offences Recorded		131		

	Red Arrow		0	
	Red Light		11	
	Red Light & Speeding		1	
	Speeding		99	
	Infringements Issued		111	
		Maximum		Average
	Speed (km/h)	112		88
	Red Time	210.13		6.69
SUMMARY				
	Vehicles checked		1,652,012	
	Offences Recorded		2,449	
	Red Light Offence Issued		64	
	Red Arrow Offence Issued		2	
	Red Light & Speeding issued		4	
	Speeding Offence Issued		1,942	
	Total Infringements Issued		2,012	
	% of checked vehicles offending		0.15%	
	% of offending vehicles issued infringements		82.16%	

Statistics Report - Fixed Sites

March 2005

1001	INTERSECTION NORTHBOURNE AVENUE AND LONDON CIRCUIT		
	Posted Speed Limit:	60 km/h	
	Vehicles Checked	188,063	
	Offences Recorded	160	
	Red Light	8	
	Red Light & Speeding	0	
	Speeding	141	
	Infringements Issued	149	
		<i>Maximum</i>	<i>Average</i>
	Speed (km/h)	83	71
	Red Time	115.87	1.54
1002	INTERSECTION NORTHBOURNE AVENUE AND BARRY DRIVE		
	Posted Speed Limit:	60 km/h	
	Vehicles Checked	399,193	
	Offences Recorded	290	
	Red Light	25	
	Red Light & Speeding	1	
	Speeding	231	
	Infringements Issued	257	
		<i>Maximum</i>	<i>Average</i>
	Speed (km/h)	90	69
	Red Time	68.79	3.36
1004	INTERSECTION DRAKEFORD DRIVE AND MARCONI CRESCENT		
	Posted Speed Limit:	80 km/h	
	Vehicles Checked	280,962	
	Offences Recorded	223	
	Red Arrow	1	
	Red Light	0	
	Red Light & Speeding	0	
	Speeding	195	
	Infringements Issued	196	
		<i>Maximum</i>	<i>Average</i>
	Speed (km/h)	138	92
	Red Time	73.89	0.37
1006	INTERSECTION NORTHBOURNE AVENUE AND ANTILL STREET		
	Posted Speed Limit:	60 km/h	
	Vehicles Checked	257,382	
	Offences Recorded	1,521	
	Red Light	6	
	Red Light & Speeding	1	
	Speeding	1,390	
	Infringements Issued	1,397	
		<i>Maximum</i>	<i>Average</i>
	Speed (km/h)	103	72
	Red Time	52.76	0.13
1007	INTERSECTION OF GINNINDERRA DVE AND AIKMAN DVE		
	Posted Speed Limit:	80 km/h	
	Vehicles Checked	268,697	
	Offences Recorded	68	
	Red Light	4	
	Red Light & Speeding	0	
	Speeding	58	
	Infringements Issued	62	
		<i>Maximum</i>	<i>Average</i>
	Speed (km/h)	118	92

	Red Time	8.63		0.33	
1008	INTERSECTION OF HINDMARSH DRIVE AND TUGGERANONG PARKWAY OVERPASS				
	Posted Speed Limit:	80 km/h			
	Vehicles Checked		192,220		
	Offences Recorded		58		
	Red Light		11		
	Red Light & Speeding		0		
	Speeding		34		
	Infringements Issued		45		
		<i>Maximum</i>		<i>Average</i>	
	Speed (km/h)	111		87	
	Red Time	69.1		7.42	
1011	INTERSECTION OF GINNINDERRA DVE AND COULTER DVE				
	Posted Speed Limit:	80 km/h			
	Vehicles Checked		160,135		
	Offences Recorded		97		
	Red Light		4		
	Red Light & Speeding		0		
	Speeding		83		
	Infringements Issued		87		
		<i>Maximum</i>		<i>Average</i>	
	Speed (km/h)	103		92	
	Red Time	42.43		1.79	
1020	INTERSECTION OF BARRY DVE AND MARCUS CLARK ST				
	Posted Speed Limit:	60 km/h			
	Vehicles Checked		218,916		
	Offences Recorded		426		
	Red Light		10		
	Red Light & Speeding		1		
	Speeding		387		
	Infringements Issued		398		
		<i>Maximum</i>		<i>Average</i>	
	Speed (km/h)	138		72	
	Red Time	44.2		0.3	
1021	INTERSECTION HINDMARSH DRIVE AND YAMB DRIVE				
	Posted Speed Limit:		80 km/h		
	Vehicles Checked		247,664		
	Offences Recorded		171		
	Red Arrow		0		
	Red Light		13		
	Red Light & Speeding		0		
	Speeding		130		
	Infringements Issued		143		
		<i>Maximum</i>		<i>Average</i>	
	Speed (km/h)	113		91	
	Red Time	92.38		5.65	
SUMMARY					
	Vehicles checked		2,213,232		
	Offences Recorded		3,014		
	Red Light Offence Issued		81		
	Red Arrow Offence Issued		1		
	Red Light & Speeding issued		3		
	Speeding Offence Issued		2,649		
	Total Infringements Issued		2,734		
	% of checked vehicles offending		0.14%		
	% of offending vehicles issued infringements		90.71%		

Statistics Report - Fixed Sites

May 2005

1001	INTERSECTION NORTHBOURNE AVENUE AND LONDON CIRCUIT		
	Posted Speed Limit:	60 km/h	
	SHUT DOWN 20/4/05 UNDER REPAIR		
	Vehicles Checked		
	Offences Recorded		
	Red Light		
	Red Light & Speeding		
	Speeding		
	Infringements Issued		0
		<i>Maximum</i>	<i>Average</i>
	Speed (km/h)		
	Red Time		
1002	INTERSECTION NORTHBOURNE AVENUE AND BARRY DRIVE		
	Posted Speed Limit:	60 km/h	
	Vehicles Checked		457,734
	Offences Recorded		425
	Red Light		20
	Red Light & Speeding		0
	Speeding		341
	Infringements Issued		361
		<i>Maximum</i>	<i>Average</i>
	Speed (km/h)	91	70
	Red Time	68.17	2.46
1004	INTERSECTION DRAKEFORD DRIVE AND MARCONI CRESCENT		
	Posted Speed Limit:	80 km/h	
	Vehicles Checked		321,304
	Offences Recorded		335
	Red Arrow		3
	Red Light		7
	Red Light & Speeding		1
	Speeding		261
	Infringements Issued		272
		<i>Maximum</i>	<i>Average</i>
	Speed (km/h)	116	89
	Red Time	77.1	1.24
1006	INTERSECTION NORTHBOURNE AVENUE AND ANTILL STREET		
	Posted Speed Limit:	60 km/h	
	Vehicles Checked		325,757
	Offences Recorded		1,933
	Red Light		7
	Red Light & Speeding		1
	Speeding		1,723
	Infringements Issued		1,731
		<i>Maximum</i>	<i>Average</i>
	Speed (km/h)	98	72
	Red Time	75.35	0.12
1007	INTERSECTION OF GINNINDERRA DVE AND AIKMAN DVE		
	Posted Speed Limit:	80 km/h	
	Vehicles Checked		302,489
	Offences Recorded		52
	Red Light		2
	Red Light & Speeding		0
	Speeding		48
	Infringements Issued		50
		<i>Maximum</i>	<i>Average</i>
	Speed (km/h)	108	92

	Red Time	32.43		0.87	
1008	INTERSECTION OF HINDMARSH DRIVE AND TUGGERANONG PARKWAY OVERPASS				
	Posted Speed Limit:	80 km/h			
	SHUT DOWN 19/4/05 UNDER REPAIR				
	Vehicles Checked				
	Offences Recorded				
	Red Light				
	Red Light & Speeding				
	Speeding				
	Infringements Issued		0		
		<i>Maximum</i>		<i>Average</i>	
	Speed (km/h)				
	Red Time				
1011	INTERSECTION OF GINNINDERRA DVE AND COULTER DVE				
	Posted Speed Limit:	80 km/h			
	Vehicles Checked		182,017		
	Offences Recorded		88		
	Red Light		6		
	Red Light & Speeding		1		
	Speeding		73		
	Infringements Issued		80		
		<i>Maximum</i>		<i>Average</i>	
	Speed (km/h)	131		92	
	Red Time	41.43		1.37	
1020	INTERSECTION OF BARRY DVE AND MARCUS CLARK ST				
	Posted Speed Limit:	60 km/h			
	Vehicles Checked		269,991		
	Offences Recorded		402		
	Red Light		9		
	Red Light & Speeding		1		
	Speeding		363		
	Infringements Issued		373		
		<i>Maximum</i>		<i>Average</i>	
	Speed (km/h)	92		71	
	Red Time	40.63		0.42	
1021	INTERSECTION HINDMARSH DRIVE AND YAMB DRIVE				
	Posted Speed Limit:		80 km/h		
	Vehicles Checked		290,073		
	Offences Recorded		153		
	Red Arrow		0		
	Red Light		8		
	Red Light & Speeding		0		
	Speeding		110		
	Infringements Issued		118		
		<i>Maximum</i>		<i>Average</i>	
	Speed (km/h)	131		86	
	Red Time	155.16		8.56	
SUMMARY					
	Vehicles checked		2,149,365		
	Offences Recorded		3,388		
	Red Light Offence Issued		59		
	Red Arrow Offence Issued		3		
	Red Light & Speeding issued		4		
	Speeding Offence Issued		2,919		
	Total Infringements Issued		2,985		
	% of checked vehicles offending		0.16%		
	% of offending vehicles issued infringements		88.11%		

Statistics Report - Fixed Sites

November 2005

1001	INTERSECTION NORTHBOURNE AVENUE AND LONDON CIRCUIT		
	Posted Speed Limit:	60 km/h	
	Vehicles Checked	385,365	
	Offences Recorded	697	
	Red Light	32	
	Red Light & Speeding	1	
	Speeding	597	
	Infringements Issued	630	
		<i>Maximum</i>	<i>Average</i>
	Speed (km/h)	118	71
	Red Time	56.19	1.02
1002	INTERSECTION NORTHBOURNE AVENUE AND BARRY DRIVE		
	Posted Speed Limit:	60 km/h	
	Vehicles Checked	449,510	
	Offences Recorded	442	
	Red Light	36	
	Red Light & Speeding	3	
	Speeding	320	
	Infringements Issued	359	
		<i>Maximum</i>	<i>Average</i>
	Speed (km/h)	108	69
	Red Time	76.31	3.43
1004	INTERSECTION DRAKEFORD DRIVE AND MARCONI CRESCENT		
	Posted Speed Limit:	80 km/h	
	Vehicles Checked	270,056	
	Offences Recorded	224	
	Red Arrow	2	
	Red Light	3	
	Red Light & Speeding	0	
	Speeding	159	
	Infringements Issued	164	
		<i>Maximum</i>	<i>Average</i>
	Speed (km/h)	125	83
	Red Time	193.98	5.15
1006	INTERSECTION NORTHBOURNE AVENUE AND ANTILL STREET		
	Posted Speed Limit:	60 km/h	
	Vehicles Checked	306,873	
	Offences Recorded	1,628	
	Red Light	9	
	Red Light & Speeding	0	
	Speeding	1,451	
	Infringements Issued	1,460	
		<i>Maximum</i>	<i>Average</i>
	Speed (km/h)	99	72
	Red Time	88	0.36
1007	INTERSECTION OF GINNINDERRA DVE AND AIKMAN DVE		
	Posted Speed Limit:	80 km/h	
	Vehicles Checked	316,055	
	Offences Recorded	56	
	Red Light	2	
	Red Light & Speeding	0	
	Speeding	45	
	Infringements Issued	47	
		<i>Maximum</i>	<i>Average</i>
	Speed (km/h)	124	92

	Red Time	15.99		0.33	
1008	INTERSECTION OF HINDMARSH DRIVE AND TUGGERANONG PARKWAY OVERPASS				
	Posted Speed Limit:	80 km/h			
	Vehicles Checked		200,269		
	Offences Recorded		50		
	Red Light		6		
	Red Light & Speeding		0		
	Speeding		35		
	Infringements Issued		41		
		<i>Maximum</i>		<i>Average</i>	
	Speed (km/h)	106		87	
	Red Time	33.94		2.85	
1011	INTERSECTION OF GINNINDERRA DVE AND COULTER DVE				
	Posted Speed Limit:	80 km/h			
	Vehicles Checked		129,113		
	Offences Recorded		96		
	Red Light		3		
	Red Light & Speeding		0		
	Speeding		70		
	Infringements Issued		73		
		<i>Maximum</i>		<i>Average</i>	
	Speed (km/h)	145		90	
	Red Time	22.15		1.7	
1020	INTERSECTION OF BARRY DVE AND MARCUS CLARK ST				
	Posted Speed Limit:	60 km/h			
	Vehicles Checked		171,841		
	Offences Recorded		445		
	Red Light		5		
	Red Light & Speeding		1		
	Speeding		398		
	Infringements Issued		404		
		<i>Maximum</i>		<i>Average</i>	
	Speed (km/h)	106		72	
	Red Time	40.08		0.52	
1021	INTERSECTION HINDMARSH DRIVE AND YAMB DRIVE				
	Posted Speed Limit:		80 km/h		
	Vehicles Checked		269,295		
	Offences Recorded		128		
	Red Arrow		0		
	Red Light		2		
	Red Light & Speeding		1		
	Speeding		99		
	Infringements Issued		102		
		<i>Maximum</i>		<i>Average</i>	
	Speed (km/h)	124		90	
	Red Time	79.12		2.8	
SUMMARY					
	Vehicles checked		2,498,377		
	Offences Recorded		3,766		
	Red Light Offence Issued		98		
	Red Arrow Offence Issued		2		
	Red Light & Speeding issued		6		
	Speeding Offence Issued		3,174		
	Total Infringements Issued		3,280		
	% of checked vehicles offending		0.15%		
	% of offending vehicles issued infringements		87.10%		

Statistics Report - Fixed Sites

October 2005

1001	INTERSECTION NORTHBOURNE AVENUE AND LONDON CIRCUIT		
	Posted Speed Limit:	60 km/h	
	Vehicles Checked	391,675	
	Offences Recorded	687	
	Red Light	22	
	Red Light & Speeding	0	
	Speeding	621	
	Infringements Issued	643	
		<i>Maximum</i>	<i>Average</i>
	Speed (km/h)	100	70
	Red Time	64.11	0.75
1002	INTERSECTION NORTHBOURNE AVENUE AND BARRY DRIVE		
	Posted Speed Limit:	60 km/h	
	Vehicles Checked	412,802	
	Offences Recorded	361	
	Red Light	25	
	Red Light & Speeding	0	
	Speeding	275	
	Infringements Issued	300	
		<i>Maximum</i>	<i>Average</i>
	Speed (km/h)	93	69
	Red Time	73.63	3.05
1004	INTERSECTION DRAKEFORD DRIVE AND MARCONI CRESCENT		
	Posted Speed Limit:	80 km/h	
	Vehicles Checked	289,063	
	Offences Recorded	164	
	Red Arrow	0	
	Red Light	2	
	Red Light & Speeding	0	
	Speeding	116	
	Infringements Issued	118	
		<i>Maximum</i>	<i>Average</i>
	Speed (km/h)	135	87
	Red Time	96.66	3.31
1006	INTERSECTION NORTHBOURNE AVENUE AND ANTILL STREET		
	Posted Speed Limit:	60 km/h	
	Vehicles Checked	313,311	
	Offences Recorded	1,598	
	Red Light	3	
	Red Light & Speeding	1	
	Speeding	1,409	
	Infringements Issued	1,413	
		<i>Maximum</i>	<i>Average</i>
	Speed (km/h)	107	72
	Red Time	69.6	0.17
1007	INTERSECTION OF GINNINDERRA DVE AND AIKMAN DVE		
	Posted Speed Limit:	80 km/h	
	Vehicles Checked	296,314	
	Offences Recorded	43	
	Red Light	2	
	Red Light & Speeding	0	
	Speeding	28	
	Infringements Issued	30	
		<i>Maximum</i>	<i>Average</i>
	Speed (km/h)	144	94

	Red Time	35.27		1.33	
1008	INTERSECTION OF HINDMARSH DRIVE AND TUGGERANONG PARKWAY OVERPASS				
	Posted Speed Limit:	80 km/h			
	Vehicles Checked		219,638		
	Offences Recorded		48		
	Red Light		10		
	Red Light & Speeding		0		
	Speeding		31		
	Infringements Issued		41		
		<i>Maximum</i>		<i>Average</i>	
	Speed (km/h)	102		89	
	Red Time	67.4		6.17	
1011	INTERSECTION OF GINNINDERRA DVE AND COULTER DVE				
	Posted Speed Limit:	80 km/h			
	Vehicles Checked		27,815		
	Offences Recorded		46		
	Red Light		3		
	Red Light & Speeding		0		
	Speeding		34		
	Infringements Issued		37		
		<i>Maximum</i>		<i>Average</i>	
	Speed (km/h)	104		90	
	Red Time	30.88		2.26	
1020	INTERSECTION OF BARRY DVE AND MARCUS CLARK ST				
	Posted Speed Limit:	60 km/h			
	Vehicles Checked		225,467		
	Offences Recorded		344		
	Red Light		14		
	Red Light & Speeding		0		
	Speeding		300		
	Infringements Issued		314		
		<i>Maximum</i>		<i>Average</i>	
	Speed (km/h)	94		71	
	Red Time	33.14		0.54	
1021	INTERSECTION HINDMARSH DRIVE AND YAMB DRIVE				
	Posted Speed Limit:		80 km/h		
	Vehicles Checked		262,860		
	Offences Recorded		134		
	Red Arrow		0		
	Red Light		11		
	Red Light & Speeding		0		
	Speeding		101		
	Infringements Issued		112		
		<i>Maximum</i>		<i>Average</i>	
	Speed (km/h)	118		88	
	Red Time	154.54		6.5	
SUMMARY					
	Vehicles checked		2,438,945		
	Offences Recorded		3,425		
	Red Light Offence Issued		92		
	Red Arrow Offence Issued		0		
	Red Light & Speeding issued		1		
	Speeding Offence Issued		2,915		
	Total Infringements Issued		3,008		
	% of checked vehicles offending		0.14%		
	% of offending vehicles issued infringements		87.82%		

Statistics Report - Fixed Sites

September 2005

1001	INTERSECTION NORTHBOURNE AVENUE AND LONDON CIRCUIT		
	Posted Speed Limit:	60 km/h	
	Vehicles Checked	372,139	
	Offences Recorded	636	
	Red Light	34	
	Red Light & Speeding	1	
	Speeding	541	
	Infringements Issued	576	
		<i>Maximum</i>	<i>Average</i>
	Speed (km/h)	113	70
	Red Time	71.55	1.02
1002	INTERSECTION NORTHBOURNE AVENUE AND BARRY DRIVE		
	Posted Speed Limit:	60 km/h	
	Vehicles Checked	393,238	
	Offences Recorded	366	
	Red Light	32	
	Red Light & Speeding	1	
	Speeding	258	
	Infringements Issued	291	
		<i>Maximum</i>	<i>Average</i>
	Speed (km/h)	121	67
	Red Time	70.28	5.31
1004	INTERSECTION DRAKEFORD DRIVE AND MARCONI CRESCENT		
	Posted Speed Limit:	80 km/h	
	Vehicles Checked	300,453	
	Offences Recorded	231	
	Red Arrow	3	
	Red Light	3	
	Red Light & Speeding	0	
	Speeding	177	
	Infringements Issued	183	
		<i>Maximum</i>	<i>Average</i>
	Speed (km/h)	128	87
	Red Time	181.85	4.94
1006	INTERSECTION NORTHBOURNE AVENUE AND ANTILL STREET		
	Posted Speed Limit:	60 km/h	
	Vehicles Checked	314,292	
	Offences Recorded	2,034	
	Red Light	7	
	Red Light & Speeding	0	
	Speeding	1,813	
	Infringements Issued	1,820	
		<i>Maximum</i>	<i>Average</i>
	Speed (km/h)	103	72
	Red Time	68.47	0.17
1007	INTERSECTION OF GINNINDERRA DVE AND AIKMAN DVE		
	Posted Speed Limit:	80 km/h	
	Vehicles Checked	400,563	
	Offences Recorded	58	
	Red Light	1	
	Red Light & Speeding	0	
	Speeding	53	
	Infringements Issued	54	
		<i>Maximum</i>	<i>Average</i>
	Speed (km/h)	116	92

	Red Time	24.23		0.83	
1008	INTERSECTION OF HINDMARSH DRIVE AND TUGGERANONG PARKWAY OVERPASS				
	Posted Speed Limit:	80 km/h			
	Vehicles Checked		212,982		
	Offences Recorded		49		
	Red Light		6		
	Red Light & Speeding		0		
	Speeding		34		
	Infringements Issued		40		
		<i>Maximum</i>		<i>Average</i>	
	Speed (km/h)	108		90	
	Red Time	23.47		1.28	
1011	INTERSECTION OF GINNINDERRA DVE AND COULTER DVE				
	Posted Speed Limit:	80 km/h			
	Vehicles Checked		134,008		
	Offences Recorded		120		
	Red Light		6		
	Red Light & Speeding		0		
	Speeding		88		
	Infringements Issued		94		
		<i>Maximum</i>		<i>Average</i>	
	Speed (km/h)	118		88	
	Red Time	37.19		1.81	
1020	INTERSECTION OF BARRY DVE AND MARCUS CLARK ST				
	Posted Speed Limit:	60 km/h			
	Vehicles Checked		237,984		
	Offences Recorded		305		
	Red Light		15		
	Red Light & Speeding		0		
	Speeding		265		
	Infringements Issued		280		
		<i>Maximum</i>		<i>Average</i>	
	Speed (km/h)	102		71	
	Red Time	56.84		0.9	
1021	INTERSECTION HINDMARSH DRIVE AND YAMB DRIVE				
	Posted Speed Limit:	80 km/h			
	Vehicles Checked		257,496		
	Offences Recorded		110		
	Red Arrow		0		
	Red Light		4		
	Red Light & Speeding		0		
	Speeding		83		
	Infringements Issued		87		
		<i>Maximum</i>		<i>Average</i>	
	Speed (km/h)	112		90	
	Red Time	146.84		4.7	
SUMMARY					
	Vehicles checked		2,623,155		
	Offences Recorded		3,909		
	Red Light Offence Issued		108		
	Red Arrow Offence Issued		3		
	Red Light & Speeding issued		2		
	Speeding Offence Issued		3,312		
	Total Infringements Issued		3,425		
	% of checked vehicles offending		0.15%		
	% of offending vehicles issued infringements		87.62%		

Statistics Report - Fixed Sites

April 2005

1001	INTERSECTION NORTHBOURNE AVENUE AND LONDON CIRCUIT		
	Posted Speed Limit:	60 km/h	
	Vehicles Checked	104,308	
	Offences Recorded	76	
	Red Light	3	
	Red Light & Speeding	1	
	Speeding	68	
	Infringements Issued	72	
		<i>Maximum</i>	<i>Average</i>
	Speed (km/h)	79	71
	Red Time	42.95	1.53
1002	INTERSECTION NORTHBOURNE AVENUE AND BARRY DRIVE		
	Posted Speed Limit:	60 km/h	
	Vehicles Checked	400,120	
	Offences Recorded	372	
	Red Light	33	
	Red Light & Speeding	0	
	Speeding	284	
	Infringements Issued	317	
		<i>Maximum</i>	<i>Average</i>
	Speed (km/h)	88	69
	Red Time	81.67	4.69
1021	INTERSECTION HINDMARSH DRIVE AND YAMB DRIVE		
	Posted Speed Limit:	80 km/h	
	Vehicles Checked	274,864	
	Offences Recorded	115	
	Red Arrow	0	
	Red Light	6	
	Red Light & Speeding	1	
	Speeding	79	
	Infringements Issued	86	
		<i>Maximum</i>	<i>Average</i>
	Speed (km/h)	131	90
	Red Time	96.6	6.21
1004	INTERSECTION DRAKEFORD DRIVE AND MARCONI CRESCENT		
	Posted Speed Limit:	80 km/h	
	Vehicles Checked	274,712	
	Offences Recorded	288	
	Red Arrow	1	
	Red Light	7	
	Red Light & Speeding	0	
	Speeding	197	
	Infringements Issued	205	
		<i>Maximum</i>	<i>Average</i>
	Speed (km/h)	121	89
	Red Time	230.5	2.28
1006	INTERSECTION NORTHBOURNE AVENUE AND ANTILL STREET		
	Posted Speed Limit:	60 km/h	
	Vehicles Checked	302,097	
	Offences Recorded	1,932	
	Red Light	3	
	Red Light & Speeding	3	
	Speeding	1,751	
	Infringements Issued	1,757	
		<i>Maximum</i>	<i>Average</i>

	Speed (km/h)	101		72	
	Red Time	70.95		0.1	
1007	INTERSECTION OF GINNINDERRA DVE AND AIKMAN DVE				
	Posted Speed Limit:	80 km/h			
	Vehicles Checked			239,950	
	Offences Recorded			77	
	Red Light			3	
	Red Light & Speeding			0	
	Speeding			69	
	Infringements Issued			72	
		<i>Maximum</i>		<i>Average</i>	
	Speed (km/h)	117		92	
	Red Time	18.36		0.31	
1008	INTERSECTION OF HINDMARSH DRIVE AND TUGGERANONG PARKWAY OVERPASS				
	Posted Speed Limit:	80 km/h			
	Vehicles Checked			112,311	
	Offences Recorded			19	
	Red Light			4	
	Red Light & Speeding			0	
	Speeding			14	
	Infringements Issued			18	
		<i>Maximum</i>		<i>Average</i>	
	Speed (km/h)	106		85	
	Red Time	25.43		2.47	
1011	INTERSECTION OF GINNINDERRA DVE AND COULTER DVE				
	Posted Speed Limit:	80 km/h			
	Vehicles Checked			141,144	
	Offences Recorded			99	
	Red Light			6	
	Red Light & Speeding			0	
	Speeding			85	
	Infringements Issued			91	
		<i>Maximum</i>		<i>Average</i>	
	Speed (km/h)	117		92	
	Red Time	14.99		0.33	
1020	INTERSECTION OF BARRY DVE AND MARCUS CLARK ST				
	Posted Speed Limit:	60 km/h			
	Vehicles Checked			225,675	
	Offences Recorded			389	
	Red Light			9	
	Red Light & Speeding			0	
	Speeding			349	
	Infringements Issued			358	
		<i>Maximum</i>		<i>Average</i>	
	Speed (km/h)	93		72	
	Red Time	48.5		0.14	
SUMMARY					
	Vehicles checked			2,075,181	
	Offences Recorded			3,367	
	Red Light Offence Issued			74	
	Red Arrow Offence Issued			1	
	Red Light & Speeding issued			5	
	Speeding Offence Issued			2,896	
	Total Infringements Issued			2,976	
	% of checked vehicles offending			0.16%	
	% of offending vehicles issued infringements			88.39%	

Statistics Report - Fixed Sites

August 2005

1001	INTERSECTION NORTHBOURNE AVENUE AND LONDON CIRCUIT		
	Posted Speed Limit:	60 km/h	
	Vehicles Checked	419,417	
	Offences Recorded	753	
	Red Light	33	
	Red Light & Speeding	3	
	Speeding	651	
	Infringements Issued	687	
		<i>Maximum</i>	<i>Average</i>
	Speed (km/h)	98	70
	Red Time	64.82	1.06
1002	INTERSECTION NORTHBOURNE AVENUE AND BARRY DRIVE		
	Posted Speed Limit:	60 km/h	
	Vehicles Checked	334,000	
	Offences Recorded	346	
	Red Light	28	
	Red Light & Speeding	0	
	Speeding	262	
	Infringements Issued	290	
		<i>Maximum</i>	<i>Average</i>
	Speed (km/h)	108	69
	Red Time	78.63	2.75
1004	INTERSECTION DRAKEFORD DRIVE AND MARCONI CRESCENT		
	Posted Speed Limit:	80 km/h	
	Vehicles Checked	291,905	
	Offences Recorded	239	
	Red Arrow	2	
	Red Light	14	
	Red Light & Speeding	0	
	Speeding	181	
	Infringements Issued	197	
		<i>Maximum</i>	<i>Average</i>
	Speed (km/h)	128	87
	Red Time	93.04	2.84
1006	INTERSECTION NORTHBOURNE AVENUE AND ANTILL STREET		
	Posted Speed Limit:	60 km/h	
	Vehicles Checked	355,867	
	Offences Recorded	2,207	
	Red Light	7	
	Red Light & Speeding	1	
	Speeding	1,877	
	Infringements Issued	1,885	
		<i>Maximum</i>	<i>Average</i>
	Speed (km/h)	97	72
	Red Time	92.19	0.51
1007	INTERSECTION OF GINNINDERRA DVE AND AIKMAN DVE		
	Posted Speed Limit:	80 km/h	
	Vehicles Checked	305,190	
	Offences Recorded	38	
	Red Light	1	
	Red Light & Speeding	0	
	Speeding	28	
	Infringements Issued	29	
		<i>Maximum</i>	<i>Average</i>
	Speed (km/h)	128	87

	Red Time	33.67		2.82	
1008	INTERSECTION OF HINDMARSH DRIVE AND TUGGERANONG PARKWAY OVERPASS				
	Posted Speed Limit:	80 km/h			
	Vehicles Checked		240,512		
	Offences Recorded		55		
	Red Light		9		
	Red Light & Speeding		0		
	Speeding		39		
	Infringements Issued		48		
		<i>Maximum</i>		<i>Average</i>	
	Speed (km/h)	104		87	
	Red Time	60.08		5.92	
1011	INTERSECTION OF GINNINDERRA DVE AND COULTER DVE				
	Posted Speed Limit:	80 km/h			
	Vehicles Checked		172,573		
	Offences Recorded		79		
	Red Light		5		
	Red Light & Speeding		0		
	Speeding		58		
	Infringements Issued		63		
		<i>Maximum</i>		<i>Average</i>	
	Speed (km/h)	104		89	
	Red Time	33.79		1.49	
1020	INTERSECTION OF BARRY DVE AND MARCUS CLARK ST				
	Posted Speed Limit:	60 km/h			
	Vehicles Checked		271,335		
	Offences Recorded		362		
	Red Light		18		
	Red Light & Speeding		0		
	Speeding		315		
	Infringements Issued		333		
		<i>Maximum</i>		<i>Average</i>	
	Speed (km/h)	91		70	
	Red Time	74.24		0.84	
1021	INTERSECTION HINDMARSH DRIVE AND YAMB DRIVE				
	Posted Speed Limit:		80 km/h		
	Vehicles Checked		290,304		
	Offences Recorded		137		
	Red Arrow		0		
	Red Light		12		
	Red Light & Speeding		1		
	Speeding		95		
	Infringements Issued		108		
		<i>Maximum</i>		<i>Average</i>	
	Speed (km/h)	107		86	
	Red Time	85.68		7.84	
SUMMARY					
	Vehicles checked		2,681,103		
	Offences Recorded		4,216		
	Red Light Offence Issued		127		
	Red Arrow Offence Issued		2		
	Red Light & Speeding issued		5		
	Speeding Offence Issued		3,506		
	Total Infringements Issued		3,640		
	% of checked vehicles offending		0.16%		
	% of offending vehicles issued infringements		86.34%		

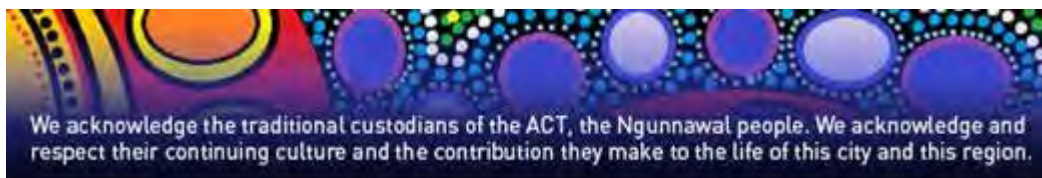
From: [Davidson, Geoffrey](#)
To: [Mike Bambach](#)
Subject: FW: Fixed site data 2004 calander year
Date: Tuesday, 22 April 2014 1:03:00 PM
Attachments: [December 2004.xls](#)
[February 2004.xls](#)
[January 2004.xls](#)
[July 2004.xls](#)
[June 2004.xls](#)
[March 2004.xls](#)
[May 2004.xls](#)
[November 2004.xls](#)
[October 2004.xls](#)
[September 2004.xls](#)
[April 2004.xls](#)
[August 2004.xls](#)

Geoffrey Davidson | [Manager, Road Safety](#)

Legislation, Policy & Programs | Justice and Community Safety Directorate | **ACT Government**

Level 2, 12 Moore Street, CANBERRA CITY ACT 2601 | [GPO Box 158, CANBERRA ACT 2608](#)

Telephone (02) 620 77195 | **Facsimile** (02) 620 50937



From: Stone, Gordon
Sent: Tuesday, 22 April 2014 12:35 PM
To: Davidson, Geoffrey
Subject: Fixed site data 2004 calander year

2004

From: Davidson, Geoffrey
Sent: Tuesday, 22 April 2014 9:42 AM
To: Stone, Gordon
Subject: FW: Fixed site data for evaluation

Hi Gordon

Do you have an estimated delivery date?

Geoff

Geoffrey Davidson | [Manager, Road Safety](#)

Legislation, Policy & Programs | Justice and Community Safety Directorate | **ACT Government**

Level 2, 12 Moore Street, CANBERRA CITY ACT 2601 | [GPO Box 158, CANBERRA ACT 2608](#)

Telephone (02) 620 77195 | **Facsimile** (02) 620 50937



From: Mike Bambach [<mailto:>]
Sent: Thursday, 17 April 2014 5:07 PM
To: Davidson, Geoffrey
Subject: RE: Fixed site data for evaluation

Hi Geoff, just a reminder – please send through the other years data for the fixed camera sites – sometime next week would be great,

Thanks,

Have a good long-weekend!

Mike

From: Davidson, Geoffrey [<mailto:Geoffrey.Davidson@act.gov.au>]
Sent: Monday, 14 April 2014 5:58 PM
To: Mike Bambach
Subject: FW: Fixed site data for evaluation

Here you go Mike

Geoffrey Davidson | [Manager, Road Safety](#)

Legislation, Policy & Programs | Justice and Community Safety Directorate | **ACT Government**

Level 2, 12 Moore Street, CANBERRA CITY ACT 2601 | [GPO Box 158, CANBERRA ACT 2608](#)

[Telephone](#) (02) 620 77195 | [Facsimile](#) (02) 620 50937



From: Stone, Gordon
Sent: Monday, 14 April 2014 2:43 PM
To: Davidson, Geoffrey
Subject: Fixed site data for evaluation

Hi Geoff

The attachments with 1st, 2nd, 3rd quarter are from 1999 to June 2000, there is an excel spread sheet for financial year 2000-2001 don't know how accurate it is. I will send you spread sheets per calendar year. Some years only have excel sheets for each site and only vehicle counts no infringement counts.

Regards

Gordon

Gordon Stone

Manager

ACT Traffic Camera Office

Transport Regulation | Justice and Community Safety Directorate | ACT Government

13 – 15 Challis St, DICKSON ACT 2602 | PO Box 582, DICKSON ACT 2602
Telephone (02) 6207 5770 | Facsimile (02) 6207 7287

This email, and any attachments, may be confidential and also privileged. If you are not the intended recipient, please notify the sender and delete all copies of this transmission along with any attachments immediately. You should not copy or use it for any purpose, nor disclose its contents to any other person.

Statistics Report - Fixed Sites

December 2004

1001	INTERSECTION NORTHBOURNE AVENUE AND LONDON CIRCUIT
	Posted Speed Limit: 60 km/h

Vehicles Checked	286,146
Offences Recorded	415
Red Light	13
Red Light & Speeding	1
Speeding	374
<u>Infringements Issued</u>	<u>388</u>
	<i>Maximum</i>
Speed (km/h)	95
	<i>Average</i>
Red Time	58.39
	0.32

1002	INTERSECTION NORTHBOURNE AVENUE AND BARRY DRIVE
	Posted Speed Limit: 60 km/h

Vehicles Checked	420,419
Offences Recorded	227
Red Light	22
Red Light & Speeding	1
Speeding	174
<u>Infringements Issued</u>	<u>197</u>
	<i>Maximum</i>
Speed (km/h)	92
	<i>Average</i>
Red Time	69.31
	2.59

1021	INTERSECTION HINDMARSH DRIVE AND YAMB DRIVE
	Posted Speed Limit: 80 km/h

Vehicles Checked	202,043
Offences Recorded	106
Red Arrow	6
Red Light	3
Red Light & Speeding	0
Speeding	74
<u>Infringements Issued</u>	<u>83</u>
	<i>Maximum</i>
Speed (km/h)	104
	<i>Average</i>
Red Time	117.45
	3.76

1004	INTERSECTION DRAKEFORD DRIVE AND MARCONI CRESCENT
	Posted Speed Limit: 80 km/h

Vehicles Checked	198,779
Offences Recorded	81
Red Arrow	11
Red Light	3
Red Light & Speeding	0
Speeding	53
<u>Infringements Issued</u>	<u>67</u>
	<i>Maximum</i>
Speed (km/h)	105
	<i>Average</i>
Red Time	99.29
	9.42

1006	INTERSECTION NORTHBOURNE AVENUE AND ANTILL STREET
	Posted Speed Limit: 60 km/h

Vehicles Checked	292,077
Offences Recorded	2,582
Red Light	5
Red Light & Speeding	1
Speeding	2,407
<u>Infringements Issued</u>	<u>2,413</u>
	<i>Maximum</i>
	<i>Average</i>

Speed (km/h)	101	72
Red Time	51.23	0.09

1007	INTERSECTION OF GINNINDERRA DVE AND AIKMAN DVE
Posted Speed Limit:	80 km/h

Vehicles Checked	225,308	
Offences Recorded	107	
Red Light	1	
Red Light & Speeding	0	
Speeding	41	
Infringements Issued	42	
	<i>Maximum</i>	<i>Average</i>
Speed (km/h)	129	93
Red Time	35.54	0.98

1008	INTERSECTION OF HINDMARSH DRIVE AND TUGGERANONG PARKWAY OVERPASS
Posted Speed Limit:	80 km/h

Vehicles Checked	113,844	
Offences Recorded	15	
Red Light	6	
Red Light & Speeding	0	
Speeding	8	
Infringements Issued	14	
	<i>Maximum</i>	<i>Average</i>
Speed (km/h)	96	81
Red Time	32.5	4.46

1011	INTERSECTION OF GINNINDERRA DVE AND COULTER DVE
Posted Speed Limit:	80 km/h

Vehicles Checked	73,845	
Offences Recorded	2	
Red Light	0	
Red Light & Speeding	0	
Speeding	1	
Infringements Issued	1	
	<i>Maximum</i>	<i>Average</i>
Speed (km/h)	93	91
Red Time	0	0

1020	INTERSECTION OF BARRY DVE AND MARCUS CLARK ST
Posted Speed Limit:	60 km/h

Vehicles Checked	222,901	
Offences Recorded	501	
Red Light	14	
Red Light & Speeding	3	
Speeding	460	
Infringements Issued	477	
	<i>Maximum</i>	<i>Average</i>
Speed (km/h)	110	71
Red Time	46.56	0.18

SUMMARY		
Vehicles checked	2,035,362	
Offences Recorded	4,036	
Red Light Offence Issued	67	
Red Arrow Offence Issued	17	
Red Light & Speeding issued	6	
Speeding Offence Issued	3,592	
Total Infringements Issued	3,682	
% of checked vehicles offending	0.20%	
% of offending vehicles issued infringements	91.23%	

Statistics Report - Fixed Sites

February 2004

1001	INTERSECTION NORTHBOURNE AVENUE AND LONDON CIRCUIT	
	Posted Speed Limit:	60 km/h

Vehicles Checked 369,224
Offences Recorded 398

Red Light 31
 Red Light & Speeding 2
 Speeding 333

Infringements Issued 366

	<i>Maximum</i>	<i>Average</i>
Speed (km/h)	96	70
Red Time	62.13	1.71

1002	INTERSECTION NORTHBOURNE AVENUE AND BARRY DRIVE	
	Posted Speed Limit:	60 km/h Not Active

Vehicles Checked 252,204
Offences Recorded 394

Red Light 33
 Red Light & Speeding 0
 Speeding 316

Infringements Issued 349

	<i>Maximum</i>	<i>Average</i>
Speed (km/h)	115	70
Red Time	65.5	1.89

1021	INTERSECTION HINDMARSH DRIVE AND YAMB DRIVE	
	Posted Speed Limit:	80 km/h

Vehicles Checked 334,873
Offences Recorded 116

Red Arrow 6
 Red Light 22
 Red Light & Speeding 0
 Speeding 63

Infringements Issued 91

	<i>Maximum</i>	<i>Average</i>
Speed (km/h)	100	78
Red Time	163.38	12.37

1004	INTERSECTION DRAKEFORD DRIVE AND MARCONI CRESCENT	
	Posted Speed Limit:	80 km/h

Vehicles Checked 369,822
Offences Recorded 273

Red Arrow 6
 Red Light 9
 Red Light & Speeding 1
 Speeding 220

Infringements Issued 236

	<i>Maximum</i>	<i>Average</i>
Speed (km/h)	120	90
Red Time	234.22	4.12

1006	INTERSECTION NORTHBOURNE AVENUE AND ANTILL STREET	
	Posted Speed Limit:	70 km/h

Vehicles Checked 281,519
Offences Recorded 114

Red Light 1
 Red Light & Speeding 0
 Speeding 91

Infringements Issued 92

	<i>Maximum</i>	<i>Average</i>

Speed (km/h)	108	81
Red Time	19.15	0.33

1007	INTERSECTION OF GINNINDERRA DVE AND AIKMAN DVE
Posted Speed Limit:	80 km/h

Vehicles Checked	108,345	
Offences Recorded	38	
Red Light	0	
Red Light & Speeding	0	
Speeding	36	
Infringements Issued	36	
	<i>Maximum</i>	<i>Average</i>
Speed (km/h)	122	92
Red Time	0	0

1008	INTERSECTION OF HINDMARSH DRIVE AND TUGGERANONG PARKWAY OVERPASS
Posted Speed Limit:	80 km/h

Vehicles Checked	114,795	
Offences Recorded	5	
Red Light	0	
Red Light & Speeding	0	
Speeding	2	
Infringements Issued	2	
	<i>Maximum</i>	<i>Average</i>
Speed (km/h)	100	95
Red Time	0	0

1011	INTERSECTION OF GINNINDERRA DVE AND COULTER DVE
Posted Speed Limit:	80 km/h

Vehicles Checked	147,718	
Offences Recorded	78	
Red Light	0	
Red Light & Speeding	0	
Speeding	69	
Infringements Issued	69	
	<i>Maximum</i>	<i>Average</i>
Speed (km/h)	107	91
Red Time	0	0

1020	INTERSECTION OF BARRY DVE AND MARCUS CLARK ST
Posted Speed Limit:	60 km/h

Vehicles Checked	217,444	
Offences Recorded	481	
Red Light	16	
Red Light & Speeding	2	
Speeding	426	
Infringements Issued	444	
	<i>Maximum</i>	<i>Average</i>
Speed (km/h)	92	71
Red Time	38.8	0.46

SUMMARY		
Vehicles checked	2,195,944	
Offences Recorded	1,897	
Red Light Offence Issued	112	
Red Arrow Offence Issued	12	
Red Light & Speeding issued	5	
Speeding Offence Issued	1,556	
Total Infringements Issued	1,685	
% of checked vehicles offending	0.09%	
% of offending vehicles issued infringements	88.82%	

Statistics Report - Fixed Sites

January 2004

1001	INTERSECTION NORTHBOURNE AVENUE AND LONDON CIRCUIT	
	Posted Speed Limit:	60 km/h

Vehicles Checked **345,927**
Offences Recorded **500**

Red Light 29
Red Light & Speeding 2
Speeding 425

Infringements Issued **456**

	<i>Maximum</i>	<i>Average</i>
Speed (km/h)	105	70
Red Time	56.2	1.01

1002	INTERSECTION NORTHBOURNE AVENUE AND BARRY DRIVE	
	Posted Speed Limit:	60 km/h Not Active

Vehicles Checked **171,530**
Offences Recorded **424**

Red Light 22
Red Light & Speeding 0
Speeding 382

Infringements Issued **404**

	<i>Maximum</i>	<i>Average</i>
Speed (km/h)	100	71
Red Time	68.94	1.13

1021	INTERSECTION HINDMARSH DRIVE AND YAMB DRIVE	
	Posted Speed Limit:	80 km/h

Vehicles Checked **206,009**
Offences Recorded **121**

Red Arrow 1
Red Light 9
Red Light & Speeding 0
Speeding 54

Infringements Issued **64**

	<i>Maximum</i>	<i>Average</i>
Speed (km/h)	112	81
Red Time	191.12	11.52

1004	INTERSECTION DRAKEFORD DRIVE AND MARCONI CRESCENT	
	Posted Speed Limit:	80 km/h

Vehicles Checked **328,745**
Offences Recorded **317**

Red Arrow 3
Red Light 18
Red Light & Speeding 0
Speeding 255

Infringements Issued **276**

	<i>Maximum</i>	<i>Average</i>
Speed (km/h)	126	91
Red Time	197.93	3.53

1006	INTERSECTION NORTHBOURNE AVENUE AND ANTILL STREET	
	Posted Speed Limit:	70 km/h

Vehicles Checked **240,972**
Offences Recorded **196**

Red Light 7
Red Light & Speeding 0
Speeding 169

Infringements Issued **176**

	<i>Maximum</i>	<i>Average</i>

Speed (km/h)	95	81
Red Time	78.71	1.46

1007	INTERSECTION OF GINNINDERRA DVE AND AIKMAN DVE
Posted Speed Limit:	80 km/h

Vehicles Checked	82,977	
Offences Recorded	34	
Red Light	5	
Red Light & Speeding	0	
Speeding	25	
Infringements Issued	30	
	<i>Maximum</i>	<i>Average</i>
Speed (km/h)	97	85
Red Time	38.16	3.85

1008	INTERSECTION OF HINDMARSH DRIVE AND TUGGERANONG PARKWAY OVERPASS
Posted Speed Limit:	80 km/h

Vehicles Checked	37,770	
Offences Recorded	7	
Red Light	2	
Red Light & Speeding	0	
Speeding	3	
Infringements Issued	5	
	<i>Maximum</i>	<i>Average</i>
Speed (km/h)	96	82
Red Time	13.59	2.44

1011	INTERSECTION OF GINNINDERRA DVE AND COULTER DVE
Posted Speed Limit:	80 km/h

Vehicles Checked	118,293	
Offences Recorded	71	
Red Light	0	
Red Light & Speeding	0	
Speeding	57	
Infringements Issued	57	
	<i>Maximum</i>	<i>Average</i>
Speed (km/h)	119	92
Red Time	8.48	0.16

1020	INTERSECTION OF BARRY DVE AND MARCUS CLARK ST
Posted Speed Limit:	60 km/h

Vehicles Checked	169,349	
Offences Recorded	558	
Red Light	16	
Red Light & Speeding	1	
Speeding	511	
Infringements Issued	528	
	<i>Maximum</i>	<i>Average</i>
Speed (km/h)	106	71
Red Time	84.36	0.37

SUMMARY		
Vehicles checked	1,701,572	
Offences Recorded	2,228	
Red Light Offence Issued	108	
Red Arrow Offence Issued	4	
Red Light & Speeding issued	3	
Speeding Offence Issued	1,881	
Total Infringements Issued	1,996	
% of checked vehicles offending	0.13%	
% of offending vehicles issued infringements	89.59%	

Note: Site 1007, 1008 and 1021 have had equipment problems.

Statistics Report - Fixed Sites

July 2004

1001	INTERSECTION NORTHBOURNE AVENUE AND LONDON CIRCUIT	
	Posted Speed Limit:	60 km/h

Vehicles Checked		50,243
Offences Recorded		16
Red Light		4
Red Light & Speeding		0
Speeding		8
Infringements Issued		12
	<i>Maximum</i>	<i>Average</i>
Speed (km/h)	73	65
Red Time	55.71	7.98

1002	INTERSECTION NORTHBOURNE AVENUE AND BARRY DRIVE	
	Posted Speed Limit:	60 km/h Not Active

Vehicles Checked		298,916
Offences Recorded		375
Red Light		40
Red Light & Speeding		3
Speeding		270
Infringements Issued		313
	<i>Maximum</i>	<i>Average</i>
Speed (km/h)	133	69
Red Time	78.17	2.84

1021	INTERSECTION HINDMARSH DRIVE AND YAMB DRIVE	
	Posted Speed Limit:	80 km/h

Vehicles Checked		232,592
Offences Recorded		158
Red Arrow		4
Red Light		12
Red Light & Speeding		2
Speeding		131
Infringements Issued		149
	<i>Maximum</i>	<i>Average</i>
Speed (km/h)	115	86
Red Time	209.9	3.63

1004	INTERSECTION DRAKEFORD DRIVE AND MARCONI CRESCENT	
	Posted Speed Limit:	80 km/h

Vehicles Checked		318,658
Offences Recorded		295
Red Arrow		5
Red Light		10
Red Light & Speeding		1
Speeding		236
Infringements Issued		252
	<i>Maximum</i>	<i>Average</i>
Speed (km/h)	121	89
Red Time	53.42	1.4

1006	INTERSECTION NORTHBOURNE AVENUE AND ANTILL STREET	
	Posted Speed Limit:	70 km/h

Vehicles Checked		349,226
Offences Recorded		267
Red Light		8
Red Light & Speeding		0
Speeding		225
Infringements Issued		233
	<i>Maximum</i>	<i>Average</i>

Speed (km/h)	104	82
Red Time	78.63	1.52

1007	INTERSECTION OF GINNINDERRA DVE AND AIKMAN DVE
Posted Speed Limit:	80 km/h

Vehicles Checked	189,101	
Offences Recorded	20	
Red Light	0	
Red Light & Speeding	0	
Speeding	17	
Infringements Issued	17	
	<i>Maximum</i>	<i>Average</i>
Speed (km/h)	106	92
Red Time	0	0

1008	INTERSECTION OF HINDMARSH DRIVE AND TUGGERANONG PARKWAY OVERPASS
Posted Speed Limit:	80 km/h

Vehicles Checked	214,495	
Offences Recorded	35	
Red Light	3	
Red Light & Speeding	0	
Speeding	28	
Infringements Issued	31	
	<i>Maximum</i>	<i>Average</i>
Speed (km/h)	107	91
Red Time	36.85	1.61

1011	INTERSECTION OF GINNINDERRA DVE AND COULTER DVE
Posted Speed Limit:	80 km/h

Vehicles Checked	162,223	
Offences Recorded	96	
Red Light	7	
Red Light & Speeding	1	
Speeding	74	
Infringements Issued	82	
	<i>Maximum</i>	<i>Average</i>
Speed (km/h)	133	91
Red Time	32.85	0.63

1020	INTERSECTION OF BARRY DVE AND MARCUS CLARK ST
Posted Speed Limit:	60 km/h

Vehicles Checked	225,943	
Offences Recorded	552	
Red Light	12	
Red Light & Speeding	1	
Speeding	516	
Infringements Issued	529	
	<i>Maximum</i>	<i>Average</i>
Speed (km/h)	96	71
Red Time	45.56	0.32

SUMMARY	
Vehicles checked	2,041,397
Offences Recorded	1,814
Red Light Offence Issued	96
Red Arrow Offence Issued	9
Red Light & Speeding issued	8
Speeding Offence Issued	1,505
Total Infringements Issued	1,618
% of checked vehicles offending	0.09%
% of offending vehicles issued infringements	89.20%

Statistics Report - Fixed Sites

June 2004

1001	INTERSECTION NORTHBOURNE AVENUE AND LONDON CIRCUIT
Posted Speed Limit:	60 km/h

Vehicles Checked 156,825
Offences Recorded 40

Red Light 8
 Red Light & Speeding 0
 Speeding 20

Infringements Issued 28

	<i>Maximum</i>	<i>Average</i>
Speed (km/h)	80	59
Red Time	46.4	5.69

1002	INTERSECTION NORTHBOURNE AVENUE AND BARRY DRIVE
Posted Speed Limit:	60 km/h Not Active

Vehicles Checked 294,181
Offences Recorded 349

Red Light 38
 Red Light & Speeding 0
 Speeding 271

Infringements Issued 309

	<i>Maximum</i>	<i>Average</i>
Speed (km/h)	89	70
Red Time	71.67	2.74

1021	INTERSECTION HINDMARSH DRIVE AND YAMB DRIVE
Posted Speed Limit:	80 km/h

Vehicles Checked 244,387
Offences Recorded 138

Red Arrow 6
 Red Light 12
 Red Light & Speeding 0
 Speeding 104

Infringements Issued 122

	<i>Maximum</i>	<i>Average</i>
Speed (km/h)	106	83
Red Time	144.14	6.76

1004	INTERSECTION DRAKEFORD DRIVE AND MARCONI CRESCENT
Posted Speed Limit:	80 km/h

Vehicles Checked 172,651
Offences Recorded 175

Red Arrow 0
 Red Light 0
 Red Light & Speeding 0
 Speeding 158

Infringements Issued 158

	<i>Maximum</i>	<i>Average</i>
Speed (km/h)	113	92
Red Time	0	0

1006	INTERSECTION NORTHBOURNE AVENUE AND ANTILL STREET
Posted Speed Limit:	70 km/h

Vehicles Checked 304,049
Offences Recorded 286

Red Light 6
 Red Light & Speeding 1
 Speeding 248

Infringements Issued 255

	<i>Maximum</i>	<i>Average</i>
Speed (km/h)	116	82

Red Time 60.16 1.3

1007 INTERSECTION OF GINNINDERRA DVE AND AIKMAN DVE
Posted Speed Limit: 80 km/h

Vehicles Checked		31,338	
Offences Recorded		2	
Red Light		1	
Red Light & Speeding		0	
Speeding		0	
Infringements Issued		1	
	<i>Maximum</i>		<i>Average</i>
Speed (km/h)	108		85
Red Time	1.8		0.9

1008 INTERSECTION OF HINDMARSH DRIVE AND TUGGERANONG PARKWAY OVERPASS
Posted Speed Limit: 80 km/h

Vehicles Checked		224,564	
Offences Recorded		24	
Red Light		2	
Red Light & Speeding		0	
Speeding		20	
Infringements Issued		22	
	<i>Maximum</i>		<i>Average</i>
Speed (km/h)	112		89
Red Time	37.09		2.16

1011 INTERSECTION OF GINNINDERRA DVE AND COULTER DVE
Posted Speed Limit: 80 km/h

Vehicles Checked		169,883	
Offences Recorded		76	
Red Light		1	
Red Light & Speeding		0	
Speeding		63	
Infringements Issued		64	
	<i>Maximum</i>		<i>Average</i>
Speed (km/h)	108		92
Red Time	21		0.36

1020 INTERSECTION OF BARRY DVE AND MARCUS CLARK ST
Posted Speed Limit: 60 km/h

Vehicles Checked		243,407	
Offences Recorded		442	
Red Light		13	
Red Light & Speeding		0	
Speeding		416	
Infringements Issued		429	
	<i>Maximum</i>		<i>Average</i>
Speed (km/h)	100		71
Red Time	53.6		0.33

SUMMARY			
Vehicles checked		1,841,285	
Offences Recorded		1,532	
Red Light Offence Issued		81	
Red Arrow Offence Issued		6	
Red Light & Speeding issued		1	
Speeding Offence Issued		1,300	
Total Infringements Issued		1,388	
% of checked vehicles offending		0.08%	
% of offending vehicles issued infringements		90.60%	

Note: Site 1007 was repaired and running as at Thursday 24 June 2004.
 Site 1004 has had the Trevelo installed to monitor 4 lanes. Has had computer problems. Working correctly from 29 June 2004
 Site 1001 has peso problems in lane 2. Lane 2 has been turned off until this is rectified.

Statistics Report - Fixed Sites

March 2004

1001	INTERSECTION NORTHBOURNE AVENUE AND LONDON CIRCUIT	
	Posted Speed Limit:	60 km/h

Vehicles Checked 339,930
Offences Recorded 378

Red Light 20
 Red Light & Speeding 0
 Speeding 340

Infringements Issued 360

	<i>Maximum</i>	<i>Average</i>
Speed (km/h)	87	70
Red Time	67.31	0.81

1002	INTERSECTION NORTHBOURNE AVENUE AND BARRY DRIVE	
	Posted Speed Limit:	60 km/h Not Active

Vehicles Checked 395,521
Offences Recorded 516

Red Light 40
 Red Light & Speeding 2
 Speeding 418

Infringements Issued 460

	<i>Maximum</i>	<i>Average</i>
Speed (km/h)	107	70
Red Time	80.23	2.58

1021	INTERSECTION HINDMARSH DRIVE AND YAMB DRIVE	
	Posted Speed Limit:	80 km/h

Vehicles Checked 325,497
Offences Recorded 217

Red Arrow 16
 Red Light 18
 Red Light & Speeding 1
 Speeding 150

Infringements Issued 185

	<i>Maximum</i>	<i>Average</i>
Speed (km/h)	115	87
Red Time	224.98	11.25

1004	INTERSECTION DRAKEFORD DRIVE AND MARCONI CRESCENT	
	Posted Speed Limit:	80 km/h

Vehicles Checked 373,986
Offences Recorded 330

Red Arrow 0
 Red Light 12
 Red Light & Speeding 0
 Speeding 256

Infringements Issued 268

	<i>Maximum</i>	<i>Average</i>
Speed (km/h)	132	91
Red Time	88.63	1.64

1006	INTERSECTION NORTHBOURNE AVENUE AND ANTILL STREET	
	Posted Speed Limit:	70 km/h

Vehicles Checked 305,779
Offences Recorded 323

Red Light 6
 Red Light & Speeding 0
 Speeding 282

Infringements Issued 288

	<i>Maximum</i>	<i>Average</i>

Speed (km/h)	116	81
Red Time	85.62	1.17

1007	INTERSECTION OF GINNINDERRA DVE AND AIKMAN DVE
Posted Speed Limit:	80 km/h

Vehicles Checked	116,577	
Offences Recorded	104	
Red Light	6	
Red Light & Speeding	0	
Speeding	71	
Infringements Issued	77	
	<i>Maximum</i>	<i>Average</i>
Speed (km/h)	110	91
Red Time	32.29	1.3

1008	INTERSECTION OF HINDMARSH DRIVE AND TUGGERANONG PARKWAY OVERPASS
Posted Speed Limit:	80 km/h

Vehicles Checked	206,300	
Offences Recorded	6	
Red Light	0	
Red Light & Speeding	0	
Speeding	2	
Infringements Issued	2	
	<i>Maximum</i>	<i>Average</i>
Speed (km/h)	93	83
Red Time	0	0

1011	INTERSECTION OF GINNINDERRA DVE AND COULTER DVE
Posted Speed Limit:	80 km/h

Vehicles Checked	169,989	
Offences Recorded	122	
Red Light	7	
Red Light & Speeding	0	
Speeding	105	
Infringements Issued	112	
	<i>Maximum</i>	<i>Average</i>
Speed (km/h)	117	91
Red Time	35.77	1.41

1020	INTERSECTION OF BARRY DVE AND MARCUS CLARK ST
Posted Speed Limit:	60 km/h

Vehicles Checked	227,627	
Offences Recorded	561	
Red Light	17	
Red Light & Speeding	2	
Speeding	506	
Infringements Issued	525	
	<i>Maximum</i>	<i>Average</i>
Speed (km/h)	102	71
Red Time	42.88	0.22

SUMMARY		
Vehicles checked	2,461,206	
Offences Recorded	2,557	
Red Light Offence Issued	126	
Red Arrow Offence Issued	16	
Red Light & Speeding issued	5	
Speeding Offence Issued	2,130	
Total Infringements Issued	2,277	
% of checked vehicles offending	0.10%	
% of offending vehicles issued infringements	89.05%	

Statistics Report - Fixed Sites

March 2004

1001	INTERSECTION NORTHBOURNE AVENUE AND LONDON CIRCUIT	
	Posted Speed Limit:	60 km/h

Vehicles Checked 339,930
Offences Recorded 378

Red Light 20
 Red Light & Speeding 0
 Speeding 340

Infringements Issued 360

	<i>Maximum</i>	<i>Average</i>
Speed (km/h)	87	70
Red Time	67.31	0.81

1002	INTERSECTION NORTHBOURNE AVENUE AND BARRY DRIVE	
	Posted Speed Limit:	60 km/h Not Active

Vehicles Checked 395,521
Offences Recorded 516

Red Light 40
 Red Light & Speeding 2
 Speeding 418

Infringements Issued 460

	<i>Maximum</i>	<i>Average</i>
Speed (km/h)	107	70
Red Time	80.23	2.58

1021	INTERSECTION HINDMARSH DRIVE AND YAMB DRIVE	
	Posted Speed Limit:	80 km/h

Vehicles Checked 325,497
Offences Recorded 217

Red Arrow 16
 Red Light 18
 Red Light & Speeding 1
 Speeding 150

Infringements Issued 185

	<i>Maximum</i>	<i>Average</i>
Speed (km/h)	115	87
Red Time	224.98	11.25

1004	INTERSECTION DRAKEFORD DRIVE AND MARCONI CRESCENT	
	Posted Speed Limit:	80 km/h

Vehicles Checked 373,986
Offences Recorded 330

Red Arrow 0
 Red Light 12
 Red Light & Speeding 0
 Speeding 256

Infringements Issued 268

	<i>Maximum</i>	<i>Average</i>
Speed (km/h)	132	91
Red Time	88.63	1.64

1006	INTERSECTION NORTHBOURNE AVENUE AND ANTILL STREET	
	Posted Speed Limit:	70 km/h

Vehicles Checked 305,779
Offences Recorded 323

Red Light 6
 Red Light & Speeding 0
 Speeding 282

Infringements Issued 288

	<i>Maximum</i>	<i>Average</i>

Speed (km/h)	116	81
Red Time	85.62	1.17

1007	INTERSECTION OF GINNINDERRA DVE AND AIKMAN DVE
Posted Speed Limit:	80 km/h

Vehicles Checked	116,577	
Offences Recorded	104	
Red Light	6	
Red Light & Speeding	0	
Speeding	71	
Infringements Issued	77	
	<i>Maximum</i>	<i>Average</i>
Speed (km/h)	110	91
Red Time	32.29	1.3

1008	INTERSECTION OF HINDMARSH DRIVE AND TUGGERANONG PARKWAY OVERPASS
Posted Speed Limit:	80 km/h

Vehicles Checked	206,300	
Offences Recorded	6	
Red Light	0	
Red Light & Speeding	0	
Speeding	2	
Infringements Issued	2	
	<i>Maximum</i>	<i>Average</i>
Speed (km/h)	93	83
Red Time	0	0

1011	INTERSECTION OF GINNINDERRA DVE AND COULTER DVE
Posted Speed Limit:	80 km/h

Vehicles Checked	169,989	
Offences Recorded	122	
Red Light	7	
Red Light & Speeding	0	
Speeding	105	
Infringements Issued	112	
	<i>Maximum</i>	<i>Average</i>
Speed (km/h)	117	91
Red Time	35.77	1.41

1020	INTERSECTION OF BARRY DVE AND MARCUS CLARK ST
Posted Speed Limit:	60 km/h

Vehicles Checked	227,627	
Offences Recorded	561	
Red Light	17	
Red Light & Speeding	2	
Speeding	506	
Infringements Issued	525	
	<i>Maximum</i>	<i>Average</i>
Speed (km/h)	102	71
Red Time	42.88	0.22

SUMMARY		
Vehicles checked	2,461,206	
Offences Recorded	2,557	
Red Light Offence Issued	126	
Red Arrow Offence Issued	16	
Red Light & Speeding issued	5	
Speeding Offence Issued	2,130	
Total Infringements Issued	2,277	
% of checked vehicles offending	0.10%	
% of offending vehicles issued infringements	89.05%	

Statistics Report - Fixed Sites

May 2004

1001	INTERSECTION NORTHBOURNE AVENUE AND LONDON CIRCUIT
	Posted Speed Limit: 60 km/h

Vehicles Checked		190,520
Offences Recorded		149
Red Light		5
Red Light & Speeding		1
Speeding		90
Infringements Issued		96
	<i>Maximum</i>	<i>Average</i>
Speed (km/h)	88	69
Red Time	42	0.84

1002	INTERSECTION NORTHBOURNE AVENUE AND BARRY DRIVE
	Posted Speed Limit: 60 km/h Not Active

Vehicles Checked		374,232
Offences Recorded		479
Red Light		39
Red Light & Speeding		1
Speeding		378
Infringements Issued		418
	<i>Maximum</i>	<i>Average</i>
Speed (km/h)	97	69
Red Time	78	2.87

1021	INTERSECTION HINDMARSH DRIVE AND YAMB DRIVE
	Posted Speed Limit: 80 km/h

Vehicles Checked		291,326
Offences Recorded		146
Red Arrow		3
Red Light		31
Red Light & Speeding		1
Speeding		96
Infringements Issued		131
	<i>Maximum</i>	<i>Average</i>
Speed (km/h)	106	81
Red Time	153.7	10.91

1004	INTERSECTION DRAKEFORD DRIVE AND MARCONI CRESCENT
	Posted Speed Limit: 80 km/h

Vehicles Checked		248,674
Offences Recorded		237
Red Arrow		0
Red Light		11
Red Light & Speeding		0
Speeding		209
Infringements Issued		220
	<i>Maximum</i>	<i>Average</i>
Speed (km/h)	108	91
Red Time	64.6	2.39

1006	INTERSECTION NORTHBOURNE AVENUE AND ANTILL STREET
	Posted Speed Limit: 70 km/h

Vehicles Checked		317,880
Offences Recorded		261
Red Light		9
Red Light & Speeding		0
Speeding		226
Infringements Issued		235
	<i>Maximum</i>	<i>Average</i>
Speed (km/h)	97	81

Red Time 79.88 1.75

1007 INTERSECTION OF GINNINDERRA DVE AND AIKMAN DVE
Posted Speed Limit: 80 km/h Shit down while Travelo gets certified.

Vehicles Checked		0
Offences Recorded		0
Red Light		0
Red Light & Speeding		0
Speeding		0
Infringements Issued		0
	<i>Maximum</i>	<i>Average</i>
Speed (km/h)	0	0
Red Time	0	0

1008 INTERSECTION OF HINDMARSH DRIVE AND TUGGERANONG PARKWAY OVERPASS
Posted Speed Limit: 80 km/h

Vehicles Checked		231,870
Offences Recorded		41
Red Light		3
Red Light & Speeding		0
Speeding		34
Infringements Issued		37
	<i>Maximum</i>	<i>Average</i>
Speed (km/h)	105	89
Red Time	22.57	1.58

1011 INTERSECTION OF GINNINDERRA DVE AND COULTER DVE
Posted Speed Limit: 80 km/h

Vehicles Checked		156,926
Offences Recorded		73
Red Light		3
Red Light & Speeding		0
Speeding		65
Infringements Issued		68
	<i>Maximum</i>	<i>Average</i>
Speed (km/h)	107	92
Red Time	14.48	0.26

1020 INTERSECTION OF BARRY DVE AND MARCUS CLARK ST
Posted Speed Limit: 60 km/h

Vehicles Checked		267,411
Offences Recorded		506
Red Light		23
Red Light & Speeding		1
Speeding		466
Infringements Issued		490
	<i>Maximum</i>	<i>Average</i>
Speed (km/h)	97	71
Red Time	35.16	0.22

SUMMARY		
Vehicles checked		2,078,839
Offences Recorded		1,892
Red Light Offence Issued		124
Red Arrow Offence Issued		3
Red Light & Speeding issued		4
Speeding Offence Issued		1,564
Total Infringements Issued		1,695
% of checked vehicles offending		0.09%
% of offending vehicles issued infringements		89.59%

Note: Site 1007 has been shut down all month for certification and repair of peso strips.
 Site 1004 is only monitoring 2 lanes while the 4 lane travelo is at the CSIRO.
 Site 1001 has peso problems in lane 2. Lane 2 has been turned off until this is rectified.

Statistics Report - Fixed Sites

November 2004

1001	INTERSECTION NORTHBOURNE AVENUE AND LONDON CIRCUIT
Posted Speed Limit:	60 km/h

Vehicles Checked		195,682
Offences Recorded		373
Red Light		9
Red Light & Speeding		0
Speeding		338
Infringements Issued		347
	<i>Maximum</i>	<i>Average</i>
Speed (km/h)	107	71
Red Time	20.87	0.16

1002	INTERSECTION NORTHBOURNE AVENUE AND BARRY DRIVE
Posted Speed Limit:	60 km/h Not Active

Vehicles Checked		438,348
Offences Recorded		478
Red Light		29
Red Light & Speeding		3
Speeding		368
Infringements Issued		400
	<i>Maximum</i>	<i>Average</i>
Speed (km/h)	93	68
Red Time	87.32	3.62

1021	INTERSECTION HINDMARSH DRIVE AND YAMB DRIVE
Posted Speed Limit:	80 km/h

Vehicles Checked		184,413
Offences Recorded		99
Red Arrow		1
Red Light		5
Red Light & Speeding		0
Speeding		72
Infringements Issued		78
	<i>Maximum</i>	<i>Average</i>
Speed (km/h)	112	87
Red Time	146.57	2.94

1004	INTERSECTION DRAKEFORD DRIVE AND MARCONI CRESCENT
Posted Speed Limit:	80 km/h

Vehicles Checked		243,499
Offences Recorded		149
Red Arrow		6
Red Light		12
Red Light & Speeding		1
Speeding		94
Infringements Issued		113
	<i>Maximum</i>	<i>Average</i>
Speed (km/h)	113	86
Red Time	120.47	5.54

1006	INTERSECTION NORTHBOURNE AVENUE AND ANTILL STREET
Posted Speed Limit:	60 km/h

Vehicles Checked		301,454
Offences Recorded		1,722
Red Light		2
Red Light & Speeding		0
Speeding		1,583
Infringements Issued		1,585
	<i>Maximum</i>	<i>Average</i>

Speed (km/h)	94	72
Red Time	40.83	0.03

1007	INTERSECTION OF GINNINDERRA DVE AND AIKMAN DVE
Posted Speed Limit:	80 km/h

Vehicles Checked	183,172	
Offences Recorded	77	
Red Light	3	
Red Light & Speeding	0	
Speeding	63	
Infringements Issued	66	
	<i>Maximum</i>	<i>Average</i>
Speed (km/h)	120	92
Red Time	25.79	0.6

1008	INTERSECTION OF HINDMARSH DRIVE AND TUGGERANONG PARKWAY OVERPASS
Posted Speed Limit:	80 km/h

Vehicles Checked	118,344	
Offences Recorded	7	
Red Light	2	
Red Light & Speeding	0	
Speeding	4	
Infringements Issued	6	
	<i>Maximum</i>	<i>Average</i>
Speed (km/h)	94	75
Red Time	34.26	7.86

1011	INTERSECTION OF GINNINDERRA DVE AND COULTER DVE
Posted Speed Limit:	80 km/h

Vehicles Checked	151,912	
Offences Recorded	73	
Red Light	8	
Red Light & Speeding	0	
Speeding	55	
Infringements Issued	63	
	<i>Maximum</i>	<i>Average</i>
Speed (km/h)	108	88
Red Time	14.32	0.82

1020	INTERSECTION OF BARRY DVE AND MARCUS CLARK ST
Posted Speed Limit:	60 km/h

Vehicles Checked	225,669	
Offences Recorded	424	
Red Light	15	
Red Light & Speeding	3	
Speeding	389	
Infringements Issued	407	
	<i>Maximum</i>	<i>Average</i>
Speed (km/h)	97	71
Red Time	33.12	0.25

SUMMARY		
Vehicles checked	2,042,493	
Offences Recorded	3,402	
Red Light Offence Issued	85	
Red Arrow Offence Issued	7	
Red Light & Speeding issued	7	
Speeding Offence Issued	2,966	
Total Infringements Issued	3,065	
% of checked vehicles offending	0.17%	
% of offending vehicles issued infringements	90.09%	

Statistics Report - Fixed Sites

October 2004

1001	INTERSECTION NORTHBOURNE AVENUE AND LONDON CIRCUIT	
	Posted Speed Limit:	60 km/h

Vehicles Checked 266,328
Offences Recorded 448

Red Light 14
 Red Light & Speeding 0
 Speeding 383

Infringements Issued 397

	<i>Maximum</i>	<i>Average</i>
Speed (km/h)	107	70
Red Time	44.08	0.44

1002	INTERSECTION NORTHBOURNE AVENUE AND BARRY DRIVE	
	Posted Speed Limit:	60 km/h Not Active

Vehicles Checked 434,124
Offences Recorded 526

Red Light 51
 Red Light & Speeding 3
 Speeding 410

Infringements Issued 464

	<i>Maximum</i>	<i>Average</i>
Speed (km/h)	132	69
Red Time	74.12	3.68

1021	INTERSECTION HINDMARSH DRIVE AND YAMB DRIVE	
	Posted Speed Limit:	80 km/h

Vehicles Checked 207,596
Offences Recorded 131

Red Arrow 1
 Red Light 9
 Red Light & Speeding 0
 Speeding 104

Infringements Issued 114

	<i>Maximum</i>	<i>Average</i>
Speed (km/h)	109	88
Red Time	222.87	4.54

1004	INTERSECTION DRAKEFORD DRIVE AND MARCONI CRESCENT	
	Posted Speed Limit:	80 km/h

Vehicles Checked 304,363
Offences Recorded 235

Red Arrow 5
 Red Light 15
 Red Light & Speeding 0
 Speeding 187

Infringements Issued 207

	<i>Maximum</i>	<i>Average</i>
Speed (km/h)	118	89
Red Time	170.74	3.56

1006	INTERSECTION NORTHBOURNE AVENUE AND ANTILL STREET	
	Posted Speed Limit:	60 km/h

Vehicles Checked 290,448
Offences Recorded 2,288

Red Light 2
 Red Light & Speeding 1
 Speeding 2,115

Infringements Issued 2,118

	<i>Maximum</i>	<i>Average</i>

Speed (km/h)	97	72
Red Time	67.74	0.07

1007	INTERSECTION OF GINNINDERRA DVE AND AIKMAN DVE
Posted Speed Limit:	80 km/h

Vehicles Checked	122,626	
Offences Recorded	55	
Red Light	4	
Red Light & Speeding	0	
Speeding	42	
Infringements Issued	46	
	<i>Maximum</i>	<i>Average</i>
Speed (km/h)	105	88
Red Time	11.35	0.43

1008	INTERSECTION OF HINDMARSH DRIVE AND TUGGERANONG PARKWAY OVERPASS
Posted Speed Limit:	80 km/h

Vehicles Checked	152,969	
Offences Recorded	24	
Red Light	2	
Red Light & Speeding	0	
Speeding	17	
Infringements Issued	19	
	<i>Maximum</i>	<i>Average</i>
Speed (km/h)	94	84
Red Time	23.46	1.51

1011	INTERSECTION OF GINNINDERRA DVE AND COULTER DVE
Posted Speed Limit:	80 km/h

Vehicles Checked	117,837	
Offences Recorded	61	
Red Light	4	
Red Light & Speeding	0	
Speeding	51	
Infringements Issued	55	
	<i>Maximum</i>	<i>Average</i>
Speed (km/h)	119	91
Red Time	21.56	1.41

1020	INTERSECTION OF BARRY DVE AND MARCUS CLARK ST
Posted Speed Limit:	60 km/h

Vehicles Checked	243,076	
Offences Recorded	441	
Red Light	15	
Red Light & Speeding	2	
Speeding	399	
Infringements Issued	416	
	<i>Maximum</i>	<i>Average</i>
Speed (km/h)	95	71
Red Time	45.56	0.38

SUMMARY	
Vehicles checked	2,139,367
Offences Recorded	4,209
Red Light Offence Issued	116
Red Arrow Offence Issued	6
Red Light & Speeding issued	6
Speeding Offence Issued	3,708
Total Infringements Issued	3,836
% of checked vehicles offending	0.20%
% of offending vehicles issued infringements	91.14%

Statistics Report - Fixed Sites

September 2004

1001	INTERSECTION NORTHBOURNE AVENUE AND LONDON CIRCUIT
Posted Speed Limit:	60 km/h

Vehicles Checked		215,449
Offences Recorded		314
Red Light		7
Red Light & Speeding		0
Speeding		283
Infringements Issued		290
	<i>Maximum</i>	<i>Average</i>
Speed (km/h)	89	71
Red Time	18.2	0.22

1002	INTERSECTION NORTHBOURNE AVENUE AND BARRY DRIVE
Posted Speed Limit:	60 km/h Not Active

Vehicles Checked		427,193
Offences Recorded		460
Red Light		43
Red Light & Speeding		0
Speeding		342
Infringements Issued		385
	<i>Maximum</i>	<i>Average</i>
Speed (km/h)	98	68
Red Time	68.26	3.75

1021	INTERSECTION HINDMARSH DRIVE AND YAMB DRIVE
Posted Speed Limit:	80 km/h

Vehicles Checked		222,891
Offences Recorded		118
Red Arrow		0
Red Light		13
Red Light & Speeding		1
Speeding		85
Infringements Issued		99
	<i>Maximum</i>	<i>Average</i>
Speed (km/h)	122	88
Red Time	195.9	4.05

1004	INTERSECTION DRAKEFORD DRIVE AND MARCONI CRESCENT
Posted Speed Limit:	80 km/h

Vehicles Checked		347,272
Offences Recorded		286
Red Arrow		6
Red Light		20
Red Light & Speeding		2
Speeding		239
Infringements Issued		267
	<i>Maximum</i>	<i>Average</i>
Speed (km/h)	133	89
Red Time	73.29	2.44

1006	INTERSECTION NORTHBOURNE AVENUE AND ANTILL STREET
Posted Speed Limit:	60 km/h

Vehicles Checked		319,072
Offences Recorded		2,389
Red Light		2
Red Light & Speeding		1
Speeding		2,218
Infringements Issued		2,221
	<i>Maximum</i>	<i>Average</i>
Speed (km/h)	102	72

Red Time 69.75 0.06

1007 INTERSECTION OF GINNINDERRA DVE AND AIKMAN DVE
Posted Speed Limit: 80 km/h

Vehicles Checked		187,773	
Offences Recorded		21	
Red Light		1	
Red Light & Speeding		0	
Speeding		17	
Infringements Issued		18	
	<i>Maximum</i>		<i>Average</i>
Speed (km/h)	110		92
Red Time	14.34		0.68

1008 INTERSECTION OF HINDMARSH DRIVE AND TUGGERANONG PARKWAY OVERPASS
Posted Speed Limit: 80 km/h

Vehicles Checked		219,779	
Offences Recorded		43	
Red Light		2	
Red Light & Speeding		0	
Speeding		34	
Infringements Issued		36	
	<i>Maximum</i>		<i>Average</i>
Speed (km/h)	115		90
Red Time	25.89		0.94

1011 INTERSECTION OF GINNINDERRA DVE AND COULTER DVE
Posted Speed Limit: 80 km/h

Vehicles Checked		161,400	
Offences Recorded		81	
Red Light		5	
Red Light & Speeding		0	
Speeding		65	
Infringements Issued		70	
	<i>Maximum</i>		<i>Average</i>
Speed (km/h)	109		91
Red Time	38.6		1.18

1020 INTERSECTION OF BARRY DVE AND MARCUS CLARK ST
Posted Speed Limit: 60 km/h

Vehicles Checked		245,527	
Offences Recorded		420	
Red Light		11	
Red Light & Speeding		2	
Speeding		392	
Infringements Issued		405	
	<i>Maximum</i>		<i>Average</i>
Speed (km/h)	107		72
Red Time	43.11		0.26

SUMMARY			
Vehicles checked		2,346,356	
Offences Recorded		4,132	
Red Light Offence Issued		104	
Red Arrow Offence Issued		6	
Red Light & Speeding issued		6	
Speeding Offence Issued		3,675	
Total Infringements Issued		3,791	
% of checked vehicles offending		0.18%	
% of offending vehicles issued			
infringements		91.75%	

Site 1001 As at 20 September Lane 2 is working. Now monitoring both lanes.
 Site 1006 Speed limit changed to 60 km/h with effect 13 August 2004. Capture speed dropped to on 6 September 2004
 Site 1007 Shut down for Cerification/Computer maintenance on 21 September 2004.

Statistics Report - Fixed Sites

April 2004

1001	INTERSECTION NORTHBOURNE AVENUE AND LONDON CIRCUIT
Posted Speed Limit:	60 km/h

Vehicles Checked 282,808
Offences Recorded 309

Red Light 12
 Red Light & Speeding 1
 Speeding 262

Infringements Issued 275

	<i>Maximum</i>	<i>Average</i>
Speed (km/h)	88	71
Red Time	57.64	1.07

1002	INTERSECTION NORTHBOURNE AVENUE AND BARRY DRIVE
Posted Speed Limit:	60 km/h Not Active

Vehicles Checked 409,295
Offences Recorded 588

Red Light 44
 Red Light & Speeding 2
 Speeding 472

Infringements Issued 518

	<i>Maximum</i>	<i>Average</i>
Speed (km/h)	107	70
Red Time	93.92	3.14

1021	INTERSECTION HINDMARSH DRIVE AND YAMB DRIVE
Posted Speed Limit:	80 km/h

Vehicles Checked 326,968
Offences Recorded 177

Red Arrow 13
 Red Light 32
 Red Light & Speeding 1
 Speeding 114

Infringements Issued 160

	<i>Maximum</i>	<i>Average</i>
Speed (km/h)	122	83
Red Time	235.26	12.9

1004	INTERSECTION DRAKEFORD DRIVE AND MARCONI CRESCENT
Posted Speed Limit:	80 km/h

Vehicles Checked 268,078
Offences Recorded 266

Red Arrow 2
 Red Light 11
 Red Light & Speeding 0
 Speeding 214

Infringements Issued 227

	<i>Maximum</i>	<i>Average</i>
Speed (km/h)	111	90
Red Time	222.45	2.03

1006	INTERSECTION NORTHBOURNE AVENUE AND ANTILL STREET
Posted Speed Limit:	70 km/h

Vehicles Checked 235,111
Offences Recorded 208

Red Light 6
 Red Light & Speeding 0
 Speeding 173

Infringements Issued 179

	<i>Maximum</i>	<i>Average</i>

Speed (km/h)	109	81
Red Time	66.55	1.39

1007	INTERSECTION OF GINNINDERRA DVE AND AIKMAN DVE
Posted Speed Limit:	80 km/h

Vehicles Checked	9,821	
Offences Recorded	4	
Red Light	0	
Red Light & Speeding	0	
Speeding	4	
Infringements Issued	4	
	<i>Maximum</i>	<i>Average</i>
Speed (km/h)	91	90
Red Time	0	0

1008	INTERSECTION OF HINDMARSH DRIVE AND TUGGERANONG PARKWAY OVERPASS
Posted Speed Limit:	80 km/h

Vehicles Checked	193,542	
Offences Recorded	22	
Red Light	2	
Red Light & Speeding	0	
Speeding	17	
Infringements Issued	19	
	<i>Maximum</i>	<i>Average</i>
Speed (km/h)	99	83
Red Time	33.02	2.18

1011	INTERSECTION OF GINNINDERRA DVE AND COULTER DVE
Posted Speed Limit:	80 km/h

Vehicles Checked	148,298	
Offences Recorded	58	
Red Light	3	
Red Light & Speeding	0	
Speeding	47	
Infringements Issued	50	
	<i>Maximum</i>	<i>Average</i>
Speed (km/h)	129	91
Red Time	19.43	0.45

1020	INTERSECTION OF BARRY DVE AND MARCUS CLARK ST
Posted Speed Limit:	60 km/h

Vehicles Checked	242,747	
Offences Recorded	539	
Red Light	12	
Red Light & Speeding	4	
Speeding	496	
Infringements Issued	512	
	<i>Maximum</i>	<i>Average</i>
Speed (km/h)	104	72
Red Time	24.8	0.17

SUMMARY	
Vehicles checked	2,116,668
Offences Recorded	2,171
Red Light Offence Issued	122
Red Arrow Offence Issued	15
Red Light & Speeding issued	8
Speeding Offence Issued	1,799
Total Infringements Issued	1,944
% of checked vehicles offending	0.10%
% of offending vehicles issued infringements	89.54%

Statistics Report - Fixed Sites

August 2004

1001	INTERSECTION NORTHBOURNE AVENUE AND LONDON CIRCUIT	
	Posted Speed Limit:	60 km/h

Vehicles Checked		72,141
Offences Recorded		125
Red Light		2
Red Light & Speeding		1
Speeding		116
Infringements Issued		119
	<i>Maximum</i>	<i>Average</i>
Speed (km/h)	82	70
Red Time	2.37	0.08

1002	INTERSECTION NORTHBOURNE AVENUE AND BARRY DRIVE	
	Posted Speed Limit:	60 km/h Not Active

Vehicles Checked		344,792
Offences Recorded		420
Red Light		43
Red Light & Speeding		4
Speeding		318
Infringements Issued		365
	<i>Maximum</i>	<i>Average</i>
Speed (km/h)	91	69
Red Time	69.12	1.72

1021	INTERSECTION HINDMARSH DRIVE AND YAMB DRIVE	
	Posted Speed Limit:	80 km/h

Vehicles Checked		224,478
Offences Recorded		121
Red Arrow		0
Red Light		11
Red Light & Speeding		1
Speeding		97
Infringements Issued		109
	<i>Maximum</i>	<i>Average</i>
Speed (km/h)	105	87
Red Time	230.23	4.63

1004	INTERSECTION DRAKEFORD DRIVE AND MARCONI CRESCENT	
	Posted Speed Limit:	80 km/h

Vehicles Checked		323,424
Offences Recorded		299
Red Arrow		4
Red Light		13
Red Light & Speeding		0
Speeding		245
Infringements Issued		262
	<i>Maximum</i>	<i>Average</i>
Speed (km/h)	155	91
Red Time	231.93	2.01

1006	INTERSECTION NORTHBOURNE AVENUE AND ANTILL STREET	
	Posted Speed Limit:	60 km/h

Vehicles Checked		316,577
Offences Recorded		196
Red Light		5
Red Light & Speeding		0
Speeding		169
Infringements Issued		174
	<i>Maximum</i>	<i>Average</i>
Speed (km/h)	95	81
Red Time	74.63	0.81

1007	INTERSECTION OF GINNINDERRA DVE AND AIKMAN DVE
Posted Speed Limit:	80 km/h

Vehicles Checked	276,107	
Offences Recorded	49	
Red Light	3	
Red Light & Speeding	0	
Speeding	35	
Infringements Issued	38	
	<i>Maximum</i>	<i>Average</i>
Speed (km/h)	103	91
Red Time	33.37	0.79

1008	INTERSECTION OF HINDMARSH DRIVE AND TUGGERANONG PARKWAY OVERPASS
Posted Speed Limit:	80 km/h

Vehicles Checked	223,679	
Offences Recorded	43	
Red Light	3	
Red Light & Speeding	0	
Speeding	36	
Infringements Issued	39	
	<i>Maximum</i>	<i>Average</i>
Speed (km/h)	106	92
Red Time	28.9	0.8

1011	INTERSECTION OF GINNINDERRA DVE AND COULTER DVE
Posted Speed Limit:	80 km/h

Vehicles Checked	172,460	
Offences Recorded	91	
Red Light	8	
Red Light & Speeding	0	
Speeding	71	
Infringements Issued	79	
	<i>Maximum</i>	<i>Average</i>
Speed (km/h)	107	90
Red Time	37.4	1.53

1020	INTERSECTION OF BARRY DVE AND MARCUS CLARK ST
Posted Speed Limit:	60 km/h

Vehicles Checked	251,923	
Offences Recorded	444	
Red Light	11	
Red Light & Speeding	2	
Speeding	415	
Infringements Issued	428	
	<i>Maximum</i>	<i>Average</i>
Speed (km/h)	113	71
Red Time	45.4	0.22

SUMMARY	
Vehicles checked	2,205,581
Offences Recorded	1,788
Red Light Offence Issued	99
Red Arrow Offence Issued	4
Red Light & Speeding issued	8
Speeding Offence Issued	1,502
Total Infringements Issued	1,613
% of checked vehicles offending	0.08%
% of offending vehicles issued infringements	90.21%

Site 1001 As at 17 August 2004 now operating. Lane 2 is still undergoing maintenance. Lane 1 only being monitored.
 Site 1006 Speed limit changed to 60 km/h with effect 13 August 2004. Capture speed kept the same as for 70km/h to allow to allow drives opportunity to change driving habits but will still monitor red light offences and high speeders.
 Will be adjusted for 60km/h on 6 September 2004

From: [Davidson, Geoffrey](#)
To: [Mike Bambach](#)
Subject: FW: Fixed site data 2002 calander year
Date: Tuesday, 22 April 2014 1:04:00 PM
Attachments: [April 2002.xls](#)
[August 2002.xls](#)
[Decemberr 2002.xls](#)
[February 2002.xls](#)
[Fixed quarterly stats 2002.xls](#)
[Fixed Stats for ACT 2002 2003.xls](#)
[January 2002.xls](#)
[July 2002.xls](#)
[June 2002.xls](#)
[march 2002.xls](#)
[may 2002.xls](#)
[November 2002.xls](#)
[October 2002.xls](#)
[September 2002.xls](#)

Geoffrey Davidson | [Manager, Road Safety](#)
Legislation, Policy & Programs | Justice and Community Safety Directorate | **ACT Government**
Level 2, 12 Moore Street, CANBERRA CITY ACT 2601 | [GPO Box 158, CANBERRA ACT 2608](#)
[Telephone](#) (02) 620 77195 | [Facsimile](#) (02) 620 50937



From: Stone, Gordon
Sent: Tuesday, 22 April 2014 12:18 PM
To: Davidson, Geoffrey
Subject: Fixed site data 2002 calander year

Geoff,

Fixed site data 2002 calendar year.

Regards

Gordon

From: Davidson, Geoffrey
Sent: Tuesday, 22 April 2014 9:42 AM
To: Stone, Gordon
Subject: FW: Fixed site data for evaluation

Hi Gordon

Do you have an estimated delivery date?

Geoff

Geoffrey Davidson | [Manager, Road Safety](#)
Legislation, Policy & Programs | Justice and Community Safety Directorate | **ACT Government**



From: Mike Bambach [mailto:
Sent: Thursday, 17 April 2014 5:07 PM
To: Davidson, Geoffrey
Subject: RE: Fixed site data for evaluation

Hi Geoff, just a reminder – please send through the other years data for the fixed camera sites – sometime next week would be great,

Thanks,

Have a good long-weekend!

Mike

From: Davidson, Geoffrey [<mailto:Geoffrey.Davidson@act.gov.au>]
Sent: Monday, 14 April 2014 5:58 PM
To: Mike Bambach
Subject: FW: Fixed site data for evaluation

Here you go Mike

Geoffrey Davidson | [Manager, Road Safety](#)

Legislation, Policy & Programs | Justice and Community Safety Directorate | **ACT Government**

Level 2, 12 Moore Street, CANBERRA CITY ACT 2601 | [GPO Box 158, CANBERRA ACT 2608](#)

[Telephone \(02\) 620 77195](#) | [Facsimile \(02\) 620 50937](#)



From: Stone, Gordon
Sent: Monday, 14 April 2014 2:43 PM
To: Davidson, Geoffrey
Subject: Fixed site data for evaluation

Hi Geoff

The attachments with 1st, 2nd, 3rd quarter are from 1999 to June 2000, there is a excel spread sheet for finical year 2000-2001 don't know how accurate it is. I will send you spread sheets per calendar year. Some years only have excel sheets for each site and only vehicle counts no infringement counts.

Regards

Gordon

Gordon Stone

Manager

ACT Traffic Camera Office

Transport Regulation | Justice and Community Safety Directorate | ACT Government

13 – 15 Challis St, DICKSON ACT 2602 | PO Box 582, DICKSON ACT 2602

Telephone (02) 6207 5770 | Facsimile (02) 6207 7287

This email, and any attachments, may be confidential and also privileged. If you are not the intended recipient, please notify the sender and delete all copies of this transmission along with any attachments immediately. You should not copy or use it for any purpose, nor disclose its contents to any other person.

Statistics Report - Fixed Sites

April 2002

1001	INTERSECTION NORTHBOURNE AVENUE AND LONDON CIRCUIT
	Posted Speed Limit: 60 km/h

Vehicles Checked		489,379
Offences Recorded		712
Red Light		26
Red Light & Speeding		0
Speeding		594
Infringements Issued		620
	<i>Maximum</i>	<i>Average</i>
Speed (km/h)	98	70
Red Time	62.52	0.86

1002	INTERSECTION NORTHBOURNE AVENUE AND BARRY DRIVE
	Posted Speed Limit: 60 km/h

Vehicles Checked		349,778
Offences Recorded		682
Red Light		113
Red Light & Speeding		1
Speeding		505
Infringements Issued		619
	<i>Maximum</i>	<i>Average</i>
Speed (km/h)	108	68
Red Time	76.07	1.01

1003	INTERSECTION SOUTHERN CROSS AND COULTER DRIVES
	Posted Speed Limit: 80 km/h

Vehicles Checked		277,831
Offences Recorded		18
Red Arrow		0
Red Light		4
Red Light & Speeding		0
Speeding		9
Infringements Issued		13
	<i>Maximum</i>	<i>Average</i>
Speed (km/h)	112	84
Red Time	83.33	9.07

1004	INTERSECTION DRAKEFORD DRIVE AND MARCONI CRESCENT
	Posted Speed Limit: 80 km/h

Vehicles Checked		368,583
Offences Recorded		423
Red Arrow		2
Red Light		16
Red Light & Speeding		1
Speeding		342
Infringements Issued		361
	<i>Maximum</i>	<i>Average</i>
Speed (km/h)	129	90
Red Time	76.98	1.79

1006	INTERSECTION NORTHBOURNE AVENUE AND ANTILL STREET
	Posted Speed Limit: 70 km/h

Vehicles Checked		376,919
Offences Recorded		687
Red Light		6
Red Light & Speeding		0

Speeding		620
Infringements Issued		626
	<i>Maximum</i>	<i>Average</i>
Speed (km/h)	109	81
Red Time	68.96	0.49

1007	INTERSECTION OF GINNINDERRA DVE AND AIKMAN DVE
	Posted Speed Limit: 80 km/h

Vehicles Checked		279,487
Offences Recorded		178
Red Light		5
Red Light & Speeding		0
Speeding		146
Infringements Issued		151
	<i>Maximum</i>	<i>Average</i>
Speed (km/h)	125	91
Red Time	50.53	1.33

1008	INTERSECTION OF HINDMARSH DRIVE AND TUGGERANONG PARKWAY OVERPASS
	Posted Speed Limit: 80 km/h

Vehicles Checked		252,034
Offences Recorded		68
Red Light		5
Red Light & Speeding		0
Speeding		57
Infringements Issued		62
	<i>Maximum</i>	<i>Average</i>
Speed (km/h)	103	88
Red Time	37.43	1.12

1011	INTERSECTION OF GINNINDERRA DVE AND COULTER DVE
	Posted Speed Limit: 80 km/h

Vehicles Checked		167,390
Offences Recorded		224
Red Light		6
Red Light & Speeding		0
Speeding		181
Infringements Issued		187
	<i>Maximum</i>	<i>Average</i>
Speed (km/h)	118	91
Red Time	26.77	0.61

1020	INTERSECTION OF BARRY DVE AND MARCUS CLARK ST
	Posted Speed Limit: 60 km/h

Vehicles Checked		232,053
Offences Recorded		1,232
Red Light		17
Red Light & Speeding		4
Speeding		1,139
Infringements Issued		1,160
	<i>Maximum</i>	<i>Average</i>
Speed (km/h)	97	72
Red Time	46.5	0.2

SUMMARY	
----------------	--

Vehicles checked	2,793,454
Offences Recorded	4,224
Infringements Issued	3,799
% of checked vehicles offending	0.15%
% of offending vehicles issued	
infringements	89.94%

Statistics Report - Fixed Sites

August 2002

1001	INTERSECTION NORTHBOURNE AVENUE AND LONDON CIRCUIT
Posted Speed Limit:	60 km/h

Vehicles Checked		408,371
Offences Recorded		684
Red Light		16
Red Light & Speeding		0
Speeding		604
Infringements Issued		620
	<i>Maximum</i>	<i>Average</i>
Speed (km/h)	106	71
Red Time	64.88	0.51

1002	INTERSECTION NORTHBOURNE AVENUE AND BARRY DRIVE
Posted Speed Limit:	60 km/h

Vehicles Checked		330,182
Offences Recorded		633
Red Light		62
Red Light & Speeding		2
Speeding		540
Infringements Issued		604
	<i>Maximum</i>	<i>Average</i>
Speed (km/h)	94	69
Red Time	1.95	0.1

1003	INTERSECTION SOUTHERN CROSS AND COULTER DRIVES
Posted Speed Limit:	80 km/h

Vehicles Checked		252,049
Offences Recorded		1
Red Arrow		0
Red Light		0
Red Light & Speeding		0
Speeding		1
Infringements Issued		1
	<i>Maximum</i>	<i>Average</i>
Speed (km/h)	91	91
Red Time	0	0

1004	INTERSECTION DRAKEFORD DRIVE AND MARCONI CRESCENT
Posted Speed Limit:	80 km/h

Vehicles Checked		378,527
Offences Recorded		602
Red Arrow		14
Red Light		16
Red Light & Speeding		0
Speeding		505
Infringements Issued		535
	<i>Maximum</i>	<i>Average</i>
Speed (km/h)	113	90
Red Time	203.53	2.47

1006	INTERSECTION NORTHBOURNE AVENUE AND ANTILL STREET
Posted Speed Limit:	70 km/h

Vehicles Checked		312,393
Offences Recorded		545
Red Light		6
Red Light & Speeding		0

Speeding		498
Infringements Issued		504
	<i>Maximum</i>	<i>Average</i>
Speed (km/h)	106	81
Red Time	56.16	0.27

1007	INTERSECTION OF GINNINDERRA DVE AND AIKMAN DVE
	Posted Speed Limit: 80 km/h

Vehicles Checked		268,885
Offences Recorded		260
Red Light		6
Red Light & Speeding		0
Speeding		324
Infringements Issued		330
	<i>Maximum</i>	<i>Average</i>
Speed (km/h)	125	91
Red Time	50.92	0.62

1008	INTERSECTION OF HINDMARSH DRIVE AND TUGGERANONG PARKWAY OVERPASS
	Posted Speed Limit: 80 km/h

Vehicles Checked		215,347
Offences Recorded		47
Red Light		6
Red Light & Speeding		0
Speeding		40
Infringements Issued		46
	<i>Maximum</i>	<i>Average</i>
Speed (km/h)	102	89
Red Time	17.95	1.03

1011	INTERSECTION OF GINNINDERRA DVE AND COULTER DVE
	Posted Speed Limit: 80 km/h

Vehicles Checked		156,766
Offences Recorded		169
Red Light		11
Red Light & Speeding		1
Speeding		143
Infringements Issued		155
	<i>Maximum</i>	<i>Average</i>
Speed (km/h)	117	91
Red Time	29.37	0.71

1020	INTERSECTION OF BARRY DVE AND MARCUS CLARK ST
	Posted Speed Limit: 60 km/h

Vehicles Checked		233,964
Offences Recorded		939
Red Light		17
Red Light & Speeding		2
Speeding		885
Infringements Issued		904
	<i>Maximum</i>	<i>Average</i>
Speed (km/h)	97	71
Red Time	19.59	0.06

SUMMARY	
----------------	--

Vehicles checked	2,556,484
Offences Recorded	3,880
Infringements Issued	3,699
% of checked vehicles offending	0.15%
% of offending vehicles issued	
infringements	95.34%

Statistics Report - Fixed Sites

December 2002

1001	INTERSECTION NORTHBOURNE AVENUE AND LONDON CIRCUIT
	Posted Speed Limit: 60 km/h

Vehicles Checked		400,025
Offences Recorded		370
Red Light		33
Red Light & Speeding		1
Speeding		319
Infringements Issued		353
	<i>Maximum</i>	<i>Average</i>
Speed (km/h)	92	71
Red Time	63.67	1.87

1002	INTERSECTION NORTHBOURNE AVENUE AND BARRY DRIVE
	Posted Speed Limit: 60 km/h

Vehicles Checked		311,609
Offences Recorded		622
Red Light		102
Red Light & Speeding		1
Speeding		491
Infringements Issued		594
	<i>Maximum</i>	<i>Average</i>
Speed (km/h)	102	67
Red Time	44.33	0.35

1003	INTERSECTION SOUTHERN CROSS AND COULTER DRIVES
	Posted Speed Limit: 80 km/h

Vehicles Checked		278,958
Offences Recorded		8
Red Arrow		0
Red Light		3
Red Light & Speeding		0
Speeding		4
Infringements Issued		7
	<i>Maximum</i>	<i>Average</i>
Speed (km/h)	93	76
Red Time	102.18	25.99

1004	INTERSECTION DRAKEFORD DRIVE AND MARCONI CRESCENT
	Posted Speed Limit: 80 km/h

Vehicles Checked		317,773
Offences Recorded		332
Red Arrow		8
Red Light		21
Red Light & Speeding		0
Speeding		266
Infringements Issued		295
	<i>Maximum</i>	<i>Average</i>
Speed (km/h)	119	89
Red Time	223.37	4.47

1006	INTERSECTION NORTHBOURNE AVENUE AND ANTILL STREET
	Posted Speed Limit: 70 km/h

Vehicles Checked		198,875
Offences Recorded		269
Red Light		1
Red Light & Speeding		0
Speeding		248
Infringements Issued		249

	<i>Maximum</i>	<i>Average</i>
Speed (km/h)	113	82
Red Time	10.19	0.05

1007 INTERSECTION OF GINNINDERRA DVE AND AIKMAN DVE

Posted Speed Limit: 80 km/h

Vehicles Checked 242,603
Offences Recorded 38

Red Light 3
Red Light & Speeding 0
Speeding 30
Infringements Issued 33

	<i>Maximum</i>	<i>Average</i>
Speed (km/h)	102	90
Red Time	39.05	1.99

1008 INTERSECTION OF HINDMARSH DRIVE AND TUGGERANONG PARKWAY OVERPASS

Posted Speed Limit: 80 km/h

Vehicles Checked 228,385
Offences Recorded 34

Red Light 4
Red Light & Speeding 0
Speeding 28
Infringements Issued 32

	<i>Maximum</i>	<i>Average</i>
Speed (km/h)	104	89
Red Time	21.19	1.65

1011 INTERSECTION OF GINNINDERRA DVE AND COULTER DVE

Posted Speed Limit: 80 km/h

Vehicles Checked 101,363
Offences Recorded 121

Red Light 4
Red Light & Speeding 1
Speeding 99
Infringements Issued 104

	<i>Maximum</i>	<i>Average</i>
Speed (km/h)	123	91
Red Time	35.21	0.4

1020 INTERSECTION OF BARRY DVE AND MARCUS CLARK ST

Posted Speed Limit: 60 km/h

Vehicles Checked 225,112
Offences Recorded 1,199

Red Light 15
Red Light & Speeding 2
Speeding 1,116
Infringements Issued 1,133

	<i>Maximum</i>	<i>Average</i>
Speed (km/h)	89	71
Red Time	12.76	0.03

SUMMARY

Vehicles checked 2,304,703
Offences Recorded 2,993
Infringements Issued 2,800

% of checked vehicles offending 0.13%
% of offending vehicles issued infringements 93.55%

Note: Site 1007 and 1011 had power problems.
Site 1001, 1004 and 1006 had systems errors.
All errors have been resolved and the equipment is working correctly.

Statistics Report - Fixed Sites

February 2002

1002 INTERSECTION NORTHBOURNE AVENUE AND BARRY DRIVE

Posted Speed Limit: 60 km/h

Vehicles Checked 449,381
Offences Recorded 796

Red Light 133
Red Light & Speeding 3
Speeding 599
Infringements Issued 735

	<i>Maximum</i>	<i>Average</i>
Speed (km/h)	100	67
Red Time	75.8	1.92

1003 INTERSECTION SOUTHERN CROSS AND COULTER DRIVES

Posted Speed Limit: 80 km/h

Vehicles Checked 272,645
Offences Recorded 16

Red Arrow 0
Red Light 1
Red Light & Speeding 0
Speeding 11
Infringements Issued 12

	<i>Maximum</i>	<i>Average</i>
Speed (km/h)	102	88
Red Time	26.93	1.81

1004 INTERSECTION DRAKEFORD DRIVE AND MARCONI CRESCENT

Posted Speed Limit: 80 km/h

Vehicles Checked 368,174
Offences Recorded 576

Red Arrow 4
Red Light 13
Red Light & Speeding 2
Speeding 484
Infringements Issued 503

	<i>Maximum</i>	<i>Average</i>
Speed (km/h)	141	91
Red Time	132.45	1.41

1007 INTERSECTION OF GINNINDERRA DVE AND AIKMAN DVE

Posted Speed Limit: 80 km/h

Vehicles Checked 239,849
Offences Recorded 309

Red Light 6
Red Light & Speeding 1
Speeding 262
Infringements Issued 269

Maximum

Average

Speed (km/h)	129	91
Red Time	21.2	0.6

1011	INTERSECTION OF GINNINDERRA DVE AND COULTER DVE
-------------	--------------------------------------------------------

Posted Speed Limit:	80 km/h
----------------------------	----------------

Vehicles Checked	152,171
Offences Recorded	279

Red Light	5
Red Light & Speeding	0
Speeding	231
Infringements Issued	236

	<i>Maximum</i>	<i>Average</i>
Speed (km/h)	157	92
Red Time	25.69	0.24

1020	INTERSECTION OF BARRY DVE AND MARCUS CLARK ST
-------------	------------------------------------------------------

Posted Speed Limit:	60 km/h
----------------------------	----------------

Vehicles Checked	240,559
Offences Recorded	979

Red Light	30
Red Light & Speeding	2
Speeding	886
Infringements Issued	918

	<i>Maximum</i>	<i>Average</i>
Speed (km/h)	121	72
Red Time	35.75	0.31

SUMMARY

Vehicles checked	1,722,779
Offences Recorded	2,955
Infringements Issued	2,673
% of checked vehicles offending	0.17%
% of offending vehicles issued infringements	90.46%

Month	Checked	Red Light	Red Arrow	Light & Spec	Speeding	Infringe issued	%Infringing to checked
October	2463479	170	1	6	2811	2988	0.12%
November	2317759	216	21	8	2819	3064	0.13%
December	2304073					0	0.00%
TOTAL	7085311	386	22	14	5630	6052	0.09%

Statistics Report - Fixed Sites

FY2002/2003

1001	INTERSECTION NORTHBOURNE AVENUE AND LONDON CIRCUIT
Posted Speed Limit:	60 km/h

Offences Recorded	7,096
Red Light	373
Red Light & Speeding	7
Speeding	6,182
Infringements Issued	6,562

1002	INTERSECTION NORTHBOURNE AVENUE AND BARRY DRIVE
Posted Speed Limit:	60 km/h

Offences Recorded	6,175
Red Light	940
Red Light & Speeding	28
Speeding	4,861
Infringements Issued	5,829

1003 & 1021	INTERSECTION HINDMARSH DRIVE AND YAMB DRIVE
Posted Speed Limit:	80 km/h

Offences Recorded	114
Red Arrow	11
Red Light	24
Red Light & Speeding	0
Speeding	49
Infringements Issued	84

1004	INTERSECTION DRAKEFORD DRIVE AND MARCONI CRESCENT
Posted Speed Limit:	80 km/h

Offences Recorded	4,388
Red Arrow	78
Red Light	193
Red Light & Speeding	5
Speeding	3,628
Infringements Issued	3,904

1006	INTERSECTION NORTHBOURNE AVENUE AND ANTILL STREET
Posted Speed Limit:	70 km/h

Offences Recorded	4,158
Red Light	75
Red Light & Speeding	3
Speeding	3,650
Infringements Issued	3,728

1007	INTERSECTION OF GINNINDERRA DVE AND AIKMAN DVE
Posted Speed Limit:	80 km/h

Offences Recorded	1,777
--------------------------	--------------

Red Light	77
Red Light & Speeding	5
Speeding	1,473
Infringements Issued	1,555

1008	INTERSECTION OF HINDMARSH DRIVE AND TUGGERANONG PARKWAY OVERPASS
	Posted Speed Limit: 80 km/h

Offences Recorded	517
Red Light	82
Red Light & Speeding	1
Speeding	385
Infringements Issued	468

1011	INTERSECTION OF GINNINDERRA DVE AND COULTER DVE
	Posted Speed Limit: 80 km/h

Offences Recorded	1,578
Red Light	64
Red Light & Speeding	5
Speeding	1,353
Infringements Issued	1,422

1020	INTERSECTION OF BARRY DVE AND MARCUS CLARK ST
	Posted Speed Limit: 60 km/h

Offences Recorded	11,794
Red Light	176
Red Light & Speeding	20
Speeding	11,026
Infringements Issued	11,222

SUMMARY	
----------------	--

Offences Recorded	37,597
Red Light Offence Issued	2,004
Red Arrow Offence Issued	89
Red Light & Speeding issued	74
Speeding Offence Issued	32,607
Total Infringements Issued	34,774

Statistics Report - Fixed Sites

January 2002

1002	INTERSECTION NORTHBOURNE AVENUE AND BARRY DRIVE
Posted Speed Limit:	60 km/h

Vehicles Checked	507,378
Offences Recorded	2,241 *
Red Light	155
Red Light & Speeding	4
Speeding	1,022
Infringements Issued	1,181

	<i>Maximum</i>	<i>Average</i>
Speed (km/h)	97	60
Red Time	239.88	12.24

1003	INTERSECTION SOUTHERN CROSS AND COULTER DRIVES
Posted Speed Limit:	80 km/h

Vehicles Checked	262,870
Offences Recorded	28
Red Arrow	1
Red Light	5
Red Light & Speeding	0
Speeding	14
Infringements Issued	20

	<i>Maximum</i>	<i>Average</i>
Speed (km/h)	127	89
Red Time	113.88	12.95

1004	INTERSECTION DRAKEFORD DRIVE AND MARCONI CRESCENT
Posted Speed Limit:	80 km/h

Vehicles Checked	328,923
Offences Recorded	523
Red Arrow	5
Red Light	13
Red Light & Speeding	4
Speeding	405
Infringements Issued	427

	<i>Maximum</i>	<i>Average</i>
Speed (km/h)	124	90
Red Time	151.73	2.12

1007	INTERSECTION OF GINNINDERRA DVE AND AIKMAN DVE
Posted Speed Limit:	80 km/h

Vehicles Checked	211,719
Offences Recorded	459
Red Light	11
Red Light & Speeding	0
Speeding	356
Infringements Issued	367

Maximum

Average

Speed (km/h)	127	92
Red Time	53.84	0.78

1011	INTERSECTION OF GINNINDERRA DVE AND COULTER DVE
Posted Speed Limit:	80 km/h

Vehicles Checked	120,402
Offences Recorded	340
Red Light	3
Red Light & Speeding	1
Speeding	257
Infringements Issued	261

	<i>Maximum</i>	<i>Average</i>
Speed (km/h)	154	92
Red Time	48.2	0.53

1020	INTERSECTION OF BARRY DVE AND MARCUS CLARK ST
Posted Speed Limit:	60 km/h

Vehicles Checked	212,885
Offences Recorded	1,400
Red Light	21
Red Light & Speeding	3
Speeding	1,241
Infringements Issued	1,265

	<i>Maximum</i>	<i>Average</i>
Speed (km/h)	119	72
Red Time	94.6	0.16

SUMMARY

Vehicles checked	1,644,177
Offences Recorded	4,991
Infringements Issued	3,521
% of checked vehicles offending	0.30%
% of offending vehicles issued infringements	70.55%

Note: *962 images disgarded due to equipment error.
62 images disgarded as emergency vehicles.
Total of 1024 images disgarded that were not actual infringement.

Statistics Report - Fixed Sites

July 2002

1001	INTERSECTION NORTHBOURNE AVENUE AND LONDON CIRCUIT
	Posted Speed Limit: 60 km/h

Vehicles Checked		275,892
Offences Recorded		1,033
Red Light		45
Red Light & Speeding		1
Speeding		871
Infringements Issued		917
	<i>Maximum</i>	<i>Average</i>
Speed (km/h)	120	71
Red Time	62.4	0.89

1002	INTERSECTION NORTHBOURNE AVENUE AND BARRY DRIVE
	Posted Speed Limit: 60 km/h

Vehicles Checked		270,596
Offences Recorded		579
Red Light		51
Red Light & Speeding		1
Speeding		480
Infringements Issued		532
	<i>Maximum</i>	<i>Average</i>
Speed (km/h)	100	69
Red Time	50.79	0.39

1003	INTERSECTION SOUTHERN CROSS AND COULTER DRIVES
	Posted Speed Limit: 80 km/h

Vehicles Checked		182,203
Offences Recorded		14
Red Arrow		1
Red Light		3
Red Light & Speeding		0
Speeding		2
Infringements Issued		6
	<i>Maximum</i>	<i>Average</i>
Speed (km/h)	93	57
Red Time	152.05	24.83

1004	INTERSECTION DRAKEFORD DRIVE AND MARCONI CRESCENT
	Posted Speed Limit: 80 km/h

Vehicles Checked		328,657
Offences Recorded		458
Red Arrow		6
Red Light		14
Red Light & Speeding		1
Speeding		366
Infringements Issued		387
	<i>Maximum</i>	<i>Average</i>
Speed (km/h)	119	89
Red Time	223.65	3.9

1006	INTERSECTION NORTHBOURNE AVENUE AND ANTILL STREET
	Posted Speed Limit: 70 km/h

Vehicles Checked		278,154
Offences Recorded		611
Red Light		6
Red Light & Speeding		0
Speeding		553

Infringements Issued		559
	<i>Maximum</i>	<i>Average</i>
Speed (km/h)	114	82
Red Time	70.15	0.64

1007	INTERSECTION OF GINNINDERRA DVE AND AIKMAN DVE
	Posted Speed Limit: 80 km/h

Vehicles Checked		217,556
Offences Recorded		190
Red Light		8
Red Light & Speeding		0
Speeding		157
Infringements Issued		165
	<i>Maximum</i>	<i>Average</i>
Speed (km/h)	133	89
Red Time	59.16	1.56

1008	INTERSECTION OF HINDMARSH DRIVE AND TUGGERANONG PARKWAY OVERPASS
	Posted Speed Limit: 80 km/h

Vehicles Checked		164,631
Offences Recorded		60
Red Light		7
Red Light & Speeding		0
Speeding		53
Infringements Issued		60
	<i>Maximum</i>	<i>Average</i>
Speed (km/h)	102	89
Red Time	28.43	1.21

1011	INTERSECTION OF GINNINDERRA DVE AND COULTER DVE
	Posted Speed Limit: 80 km/h

Vehicles Checked		129,581
Offences Recorded		172
Red Light		3
Red Light & Speeding		1
Speeding		142
Infringements Issued		146
	<i>Maximum</i>	<i>Average</i>
Speed (km/h)	129	91
Red Time	35.08	1.03

1020	INTERSECTION OF BARRY DVE AND MARCUS CLARK ST
	Posted Speed Limit: 60 km/h

Vehicles Checked		153,660
Offences Recorded		1,178
Red Light		10
Red Light & Speeding		0
Speeding		1,109
Infringements Issued		1,119
	<i>Maximum</i>	<i>Average</i>
Speed (km/h)	103	71
Red Time	35.32	0.13

SUMMARY

Vehicles checked	2,000,930
Offences Recorded	4,295
Infringements Issued	3,891
% of checked vehicles offending	0.21%
% of offending vehicles issued infringements	90.59%

Note: The current INSDN download set up has required the sites to be turned off and reset a number of times through the month of July resulting in a large drop for vehicles checked.

Statistics Report - Fixed Sites

June 2002

1001	INTERSECTION NORTHBOURNE AVENUE AND LONDON CIRCUIT
	Posted Speed Limit: 60 km/h

Vehicles Checked		376,738
Offences Recorded		955
Red Light		6
Red Light & Speeding		0
Speeding		759
Infringements Issued		765
	<i>Maximum</i>	<i>Average</i>
Speed (km/h)	98	70
Red Time	237.62	8.48

1002	INTERSECTION NORTHBOURNE AVENUE AND BARRY DRIVE
	Posted Speed Limit: 60 km/h

Vehicles Checked		299,120
Offences Recorded		565
Red Light		58
Red Light & Speeding		3
Speeding		448
Infringements Issued		509
	<i>Maximum</i>	<i>Average</i>
Speed (km/h)	98	69
Red Time	58.67	0.49

1003	INTERSECTION SOUTHERN CROSS AND COULTER DRIVES
	Posted Speed Limit: 80 km/h

Vehicles Checked		228,203
Offences Recorded		15
Red Arrow		1
Red Light		2
Red Light & Speeding		0
Speeding		4
Infringements Issued		7
	<i>Maximum</i>	<i>Average</i>
Speed (km/h)	92	57
Red Time	144.97	22.8

1004	INTERSECTION DRAKEFORD DRIVE AND MARCONI CRESCENT
	Posted Speed Limit: 80 km/h

Vehicles Checked		309,327
Offences Recorded		564
Red Arrow		10
Red Light		19
Red Light & Speeding		0
Speeding		448
Infringements Issued		477
	<i>Maximum</i>	<i>Average</i>
Speed (km/h)	131	90
Red Time	235.46	3.33

1006	INTERSECTION NORTHBOURNE AVENUE AND ANTILL STREET
	Posted Speed Limit: 70 km/h

Vehicles Checked		315,377
Offences Recorded		485
Red Light		7
Red Light & Speeding		0

Speeding		432
Infringements Issued		439
	<i>Maximum</i>	<i>Average</i>
Speed (km/h)	115	81
Red Time	67.89	0.79

1007	INTERSECTION OF GINNINDERRA DVE AND AIKMAN DVE
	Posted Speed Limit: 80 km/h

Vehicles Checked		273,739
Offences Recorded		93
Red Light		5
Red Light & Speeding		0
Speeding		78
Infringements Issued		83
	<i>Maximum</i>	<i>Average</i>
Speed (km/h)	147	90
Red Time	24.56	0.75

1008	INTERSECTION OF HINDMARSH DRIVE AND TUGGERANONG PARKWAY OVERPASS
	Posted Speed Limit: 80 km/h

Vehicles Checked		229,920
Offences Recorded		73
Red Light		2
Red Light & Speeding		0
Speeding		59
Infringements Issued		61
	<i>Maximum</i>	<i>Average</i>
Speed (km/h)	127	90
Red Time	33.79	0.85

1011	INTERSECTION OF GINNINDERRA DVE AND COULTER DVE
	Posted Speed Limit: 80 km/h

Vehicles Checked		130,059
Offences Recorded		163
Red Light		9
Red Light & Speeding		0
Speeding		127
Infringements Issued		136
	<i>Maximum</i>	<i>Average</i>
Speed (km/h)	131	88
Red Time	35.2	1.28

1020	INTERSECTION OF BARRY DVE AND MARCUS CLARK ST
	Posted Speed Limit: 60 km/h

Vehicles Checked		228,945
Offences Recorded		1,310
Red Light		13
Red Light & Speeding		1
Speeding		1,233
Infringements Issued		1,247
	<i>Maximum</i>	<i>Average</i>
Speed (km/h)	93	71
Red Time	40.72	0.13

SUMMARY	
----------------	--

Vehicles checked	2,391,428
Offences Recorded	4,223
Infringements Issued	3,724
% of checked vehicles offending	0.18%
% of offending vehicles issued	
infringements	88.18%

Statistics Report - Fixed Sites

March 2002

1001	INTERSECTION NORTHBOURNE AVENUE AND LONDON CIRCUIT
	Posted Speed Limit: 60 km/h

Vehicles Checked 99,853
Offences Recorded 416

Red Light 14
Red Light & Speeding 1
Speeding 358
Infringements Issued 373

	<i>Maximum</i>	<i>Average</i>
Speed (km/h)	99	71
Red Time	48.12	0.32

1002	INTERSECTION NORTHBOURNE AVENUE AND BARRY DRIVE
	Posted Speed Limit: 60 km/h

Vehicles Checked 348,138
Offences Recorded 893

Red Light 125
Red Light & Speeding 2
Speeding 683
Infringements Issued 810

	<i>Maximum</i>	<i>Average</i>
Speed (km/h)	118	68
Red Time	74.63	0.89

1003	INTERSECTION SOUTHERN CROSS AND COULTER DRIVES
	Posted Speed Limit: 80 km/h

Vehicles Checked 255,536
Offences Recorded 18

Red Arrow 1
Red Light 5
Red Light & Speeding 0
Speeding 10
Infringements Issued 16

	<i>Maximum</i>	<i>Average</i>
Speed (km/h)	95	74
Red Time	59.93	11.05

1004	INTERSECTION DRAKEFORD DRIVE AND MARCONI CRESCENT
	Posted Speed Limit: 80 km/h

Vehicles Checked 356,370
Offences Recorded 692

Red Arrow 8
Red Light 21
Red Light & Speeding 1
Speeding 564
Infringements Issued 594

	<i>Maximum</i>	<i>Average</i>
Speed (km/h)	136	90
Red Time	167.81	2.32

1006	INTERSECTION NORTHBOURNE AVENUE AND ANTILL STREET
	Posted Speed Limit: 70 km/h

Vehicles Checked 81,257
Offences Recorded 336

Red Light 3
Red Light & Speeding 0
Speeding 300

Infringements Issued	303
-----------------------------	------------

	<i>Maximum</i>	<i>Average</i>
Speed (km/h)	104	81
Red Time	56.84	0.45

1007	INTERSECTION OF GINNINDERRA DVE AND AIKMAN DVE
Posted Speed Limit:	80 km/h

Vehicles Checked	248,646
Offences Recorded	380

Red Light	7
Red Light & Speeding	0
Speeding	317
Infringements Issued	324

	<i>Maximum</i>	<i>Average</i>
Speed (km/h)	128	92
Red Time	30.6	0.45

1008	INTERSECTION OF HINDMARSH DRIVE AND TUGGERANONG PARKWAY OVERPAS:
Posted Speed Limit:	80 km/h

Vehicles Checked	64,740
Offences Recorded	52

Red Light	4
Red Light & Speeding	1
Speeding	44
Infringements Issued	49

	<i>Maximum</i>	<i>Average</i>
Speed (km/h)	106	90
Red Time	28.15	0.97

1011	INTERSECTION OF GINNINDERRA DVE AND COULTER DVE
Posted Speed Limit:	80 km/h

Vehicles Checked	152,430
Offences Recorded	330

Red Light	7
Red Light & Speeding	1
Speeding	255
Infringements Issued	263

	<i>Maximum</i>	<i>Average</i>
Speed (km/h)	151	92
Red Time	36.8	0.4

1020	INTERSECTION OF BARRY DVE AND MARCUS CLARK ST
Posted Speed Limit:	60 km/h

Vehicles Checked	213,816
Offences Recorded	1,885

Red Light	30
Red Light & Speeding	4
Speeding	1,707
Infringements Issued	1,741

	<i>Maximum</i>	<i>Average</i>
Speed (km/h)	106	72
Red Time	78.24	0.26

SUMMARY

Vehicles checked	1,820,786
Offences Recorded	5,002
Infringements Issued	4,473

% of checked vehicles offending	0.27%
% of offending vehicles issued infringements	89.42%

Statistics Report - Fixed Sites

May 2002

1001	INTERSECTION NORTHBOURNE AVENUE AND LONDON CIRCUIT
	Posted Speed Limit: 60 km/h

Vehicles Checked		379,181
Offences Recorded		448
Red Light		6
Red Light & Speeding		0
Speeding		395
Infringements Issued		401
	<i>Maximum</i>	<i>Average</i>
Speed (km/h)	93	71
Red Time	55.76	0.6

1002	INTERSECTION NORTHBOURNE AVENUE AND BARRY DRIVE
	Posted Speed Limit: 60 km/h

Vehicles Checked		363,887
Offences Recorded		659
Red Light		95
Red Light & Speeding		4
Speeding		486
Infringements Issued		585
	<i>Maximum</i>	<i>Average</i>
Speed (km/h)	93	68
Red Time	46.52	0.47

1003	INTERSECTION SOUTHERN CROSS AND COULTER DRIVES
	Posted Speed Limit: 80 km/h

Vehicles Checked		277,795
Offences Recorded		13
Red Arrow		0
Red Light		3
Red Light & Speeding		0
Speeding		6
Infringements Issued		9
	<i>Maximum</i>	<i>Average</i>
Speed (km/h)	100	88
Red Time	31.65	2.71

1004	INTERSECTION DRAKEFORD DRIVE AND MARCONI CRESCENT
	Posted Speed Limit: 80 km/h

Vehicles Checked		350,855
Offences Recorded		466
Red Arrow		2
Red Light		19
Red Light & Speeding		1
Speeding		358
Infringements Issued		380
	<i>Maximum</i>	<i>Average</i>
Speed (km/h)	130	89
Red Time	227.69	3.19

1006	INTERSECTION NORTHBOURNE AVENUE AND ANTILL STREET
	Posted Speed Limit: 70 km/h

Vehicles Checked		340,443
Offences Recorded		640
Red Light		10
Red Light & Speeding		1

Speeding		559
Infringements Issued		570
	<i>Maximum</i>	<i>Average</i>
Speed (km/h)	112	82
Red Time	65.35	0.79

1007	INTERSECTION OF GINNINDERRA DVE AND AIKMAN DVE
	Posted Speed Limit: 80 km/h

Vehicles Checked		304,259
Offences Recorded		131
Red Light		4
Red Light & Speeding		0
Speeding		99
Infringements Issued		103
	<i>Maximum</i>	<i>Average</i>
Speed (km/h)	122	91
Red Time	49.53	1.42

1008	INTERSECTION OF HINDMARSH DRIVE AND TUGGERANONG PARKWAY OVERPASS
	Posted Speed Limit: 80 km/h

Vehicles Checked		254,029
Offences Recorded		78
Red Light		7
Red Light & Speeding		0
Speeding		59
Infringements Issued		66
	<i>Maximum</i>	<i>Average</i>
Speed (km/h)	122	88
Red Time	46.32	1.8

1011	INTERSECTION OF GINNINDERRA DVE AND COULTER DVE
	Posted Speed Limit: 80 km/h

Vehicles Checked		181,807
Offences Recorded		193
Red Light		8
Red Light & Speeding		0
Speeding		147
Infringements Issued		155
	<i>Maximum</i>	<i>Average</i>
Speed (km/h)	149	91
Red Time	25.49	0.79

1020	INTERSECTION OF BARRY DVE AND MARCUS CLARK ST
	Posted Speed Limit: 60 km/h

Vehicles Checked		242,451
Offences Recorded		1,183
Red Light		12
Red Light & Speeding		6
Speeding		1,100
Infringements Issued		1,118
	<i>Maximum</i>	<i>Average</i>
Speed (km/h)	99	72
Red Time	28.83	0.06

SUMMARY	
----------------	--

Vehicles checked	2,694,707
Offences Recorded	3,811
Infringements Issued	3,387
% of checked vehicles offending	0.14%
% of offending vehicles issued infringements	88.87%

Statistics Report - Fixed Sites

November 2002

1001	INTERSECTION NORTHBOURNE AVENUE AND LONDON CIRCUIT
	Posted Speed Limit: 60 km/h

Vehicles Checked		429,265
Offences Recorded		597
Red Light		56
Red Light & Speeding		1
Speeding		510
Infringements Issued		567
	<i>Maximum</i>	<i>Average</i>
Speed (km/h)	92	70
Red Time	60.8	1.5

1002	INTERSECTION NORTHBOURNE AVENUE AND BARRY DRIVE
	Posted Speed Limit: 60 km/h

Vehicles Checked		321,204
Offences Recorded		516
Red Light		92
Red Light & Speeding		3
Speeding		402
Infringements Issued		497
	<i>Maximum</i>	<i>Average</i>
Speed (km/h)	97	67
Red Time	69.79	0.85

1003	INTERSECTION SOUTHERN CROSS AND COULTER DRIVES
	Posted Speed Limit: 80 km/h

Vehicles Checked		301,761
Offences Recorded		7
Red Arrow		0
Red Light		4
Red Light & Speeding		0
Speeding		1
Infringements Issued		5
	<i>Maximum</i>	<i>Average</i>
Speed (km/h)	92	74
Red Time	224.05	51.85

1004	INTERSECTION DRAKEFORD DRIVE AND MARCONI CRESCENT
	Posted Speed Limit: 80 km/h

Vehicles Checked		385,921
Offences Recorded		421
Red Arrow		21
Red Light		17
Red Light & Speeding		1
Speeding		331
Infringements Issued		370
	<i>Maximum</i>	<i>Average</i>
Speed (km/h)	131	91
Red Time	228.06	5.42

1006	INTERSECTION NORTHBOURNE AVENUE AND ANTILL STREET
	Posted Speed Limit: 70 km/h

Vehicles Checked		231,099
Offences Recorded		280
Red Light		7
Red Light & Speeding		1
Speeding		233
Infringements Issued		241

	<i>Maximum</i>	<i>Average</i>
Speed (km/h)	111	82
Red Time	74.48	0.78

1007 INTERSECTION OF GINNINDERRA DVE AND AIKMAN DVE

Posted Speed Limit: 80 km/h

Vehicles Checked 193,357
Offences Recorded 219

Red Light 7
Red Light & Speeding 1
Speeding 190
Infringements Issued 198

	<i>Maximum</i>	<i>Average</i>
Speed (km/h)	133	91
Red Time	29.29	0.67

1008 INTERSECTION OF HINDMARSH DRIVE AND TUGGERANONG PARKWAY OVERPASS

Posted Speed Limit: 80 km/h

Vehicles Checked 160,482
Offences Recorded 70

Red Light 10
Red Light & Speeding 0
Speeding 49
Infringements Issued 59

	<i>Maximum</i>	<i>Average</i>
Speed (km/h)	111	88
Red Time	46.58	2.71

1011 INTERSECTION OF GINNINDERRA DVE AND COULTER DVE

Posted Speed Limit: 80 km/h

Vehicles Checked 115,564
Offences Recorded 144

Red Light 5
Red Light & Speeding 0
Speeding 124
Infringements Issued 129

	<i>Maximum</i>	<i>Average</i>
Speed (km/h)	135	92
Red Time	36.08	0.48

1020 INTERSECTION OF BARRY DVE AND MARCUS CLARK ST

Posted Speed Limit: 60 km/h

Vehicles Checked 179,106
Offences Recorded 1,063

Red Light 18
Red Light & Speeding 1
Speeding 979
Infringements Issued 998

	<i>Maximum</i>	<i>Average</i>
Speed (km/h)	98	71
Red Time	28.72	0.08

SUMMARY

Vehicles checked 2,317,759
Offences Recorded 3,317
Infringements Issued 3,064

% of checked vehicles offending 0.14%
% of offending vehicles issued infringements 92.37%

Note: Maintenance and re-certification of 6 sites during November has reduced the vehicle checked total for the month.

Statistics Report - Fixed Sites

October 2002

1001	INTERSECTION NORTHBOURNE AVENUE AND LONDON CIRCUIT
Posted Speed Limit:	60 km/h

Vehicles Checked		352,059
Offences Recorded		725
Red Light		16
Red Light & Speeding		0
Speeding		672
Infringements Issued		688
	<i>Maximum</i>	<i>Average</i>
Speed (km/h)	90	71
Red Time	215.47	0.91

1002	INTERSECTION NORTHBOURNE AVENUE AND BARRY DRIVE
Posted Speed Limit:	60 km/h

Vehicles Checked		370,994
Offences Recorded		538
Red Light		89
Red Light & Speeding		2
Speeding		423
Infringements Issued		514
	<i>Maximum</i>	<i>Average</i>
Speed (km/h)	85	67
Red Time	54.55	69

1003	INTERSECTION SOUTHERN CROSS AND COULTER DRIVES
Posted Speed Limit:	80 km/h

Vehicles Checked		254,166
Offences Recorded		8
Red Arrow		0
Red Light		3
Red Light & Speeding		0
Speeding		1
Infringements Issued		4
	<i>Maximum</i>	<i>Average</i>
Speed (km/h)	114	84
Red Time	139.21	20.65

1004	INTERSECTION DRAKEFORD DRIVE AND MARCONI CRESCENT
Posted Speed Limit:	80 km/h

Vehicles Checked		283,198
Offences Recorded		357
Red Arrow		1
Red Light		19
Red Light & Speeding		0
Speeding		300
Infringements Issued		320
	<i>Maximum</i>	<i>Average</i>
Speed (km/h)	152	90
Red Time	120.85	1.88

1006	INTERSECTION NORTHBOURNE AVENUE AND ANTILL STREET
Posted Speed Limit:	70 km/h

Vehicles Checked		338,930
Offences Recorded		254
Red Light		3
Red Light & Speeding		0

Speeding		208
Infringements Issued		211
	<i>Maximum</i>	<i>Average</i>
Speed (km/h)	108	82
Red Time	69.36	0.84

1007	INTERSECTION OF GINNINDERRA DVE AND AIKMAN DVE
	Posted Speed Limit: 80 km/h

Vehicles Checked		265,380
Offences Recorded		203
Red Light		15
Red Light & Speeding		1
Speeding		164
Infringements Issued		180
	<i>Maximum</i>	<i>Average</i>
Speed (km/h)	153	90
Red Time	56.45	1.16

1008	INTERSECTION OF HINDMARSH DRIVE AND TUGGERANONG PARKWAY OVERPASS
	Posted Speed Limit: 80 km/h

Vehicles Checked		217,720
Offences Recorded		42
Red Light		7
Red Light & Speeding		0
Speeding		30
Infringements Issued		37
	<i>Maximum</i>	<i>Average</i>
Speed (km/h)	113	86
Red Time	18.95	0.93

1011	INTERSECTION OF GINNINDERRA DVE AND COULTER DVE
	Posted Speed Limit: 80 km/h

Vehicles Checked		151,425
Offences Recorded		152
Red Light		6
Red Light & Speeding		0
Speeding		126
Infringements Issued		132
	<i>Maximum</i>	<i>Average</i>
Speed (km/h)	159	92
Red Time	38.45	0.66

1020	INTERSECTION OF BARRY DVE AND MARCUS CLARK ST
	Posted Speed Limit: 60 km/h

Vehicles Checked		229,607
Offences Recorded		944
Red Light		12
Red Light & Speeding		3
Speeding		887
Infringements Issued		902
	<i>Maximum</i>	<i>Average</i>
Speed (km/h)	123	72
Red Time	35.06	0.1

SUMMARY	
----------------	--

Vehicles checked	2,463,479
Offences Recorded	3,223
Infringements Issued	2,988
% of checked vehicles offending	0.13%
% of offending vehicles issued infringements	92.71%

Statistics Report - Fixed Sites

September 2002

1001	INTERSECTION NORTHBOURNE AVENUE AND LONDON CIRCUIT
Posted Speed Limit:	60 km/h

Vehicles Checked		323,058
Offences Recorded		633
Red Light		19
Red Light & Speeding		0
Speeding		578
Infringements Issued		597
	<i>Maximum</i>	<i>Average</i>
Speed (km/h)	92	71
Red Time	66.68	0.54

1002	INTERSECTION NORTHBOURNE AVENUE AND BARRY DRIVE
Posted Speed Limit:	60 km/h

Vehicles Checked		259,086
Offences Recorded		484
Red Light		55
Red Light & Speeding		2
Speeding		407
Infringements Issued		464
	<i>Maximum</i>	<i>Average</i>
Speed (km/h)	94	68
Red Time	38.38	0.3

1003	INTERSECTION SOUTHERN CROSS AND COULTER DRIVES
Posted Speed Limit:	80 km/h

Vehicles Checked		271,240
Offences Recorded		7
Red Arrow		1
Red Light		3
Red Light & Speeding		0
Speeding		3
Infringements Issued		7
	<i>Maximum</i>	<i>Average</i>
Speed (km/h)	105	85
Red Time	9.28	1.85

1004	INTERSECTION DRAKEFORD DRIVE AND MARCONI CRESCENT
Posted Speed Limit:	80 km/h

Vehicles Checked		235,742
Offences Recorded		495
Red Arrow		6
Red Light		22
Red Light & Speeding		1
Speeding		417
Infringements Issued		446
	<i>Maximum</i>	<i>Average</i>
Speed (km/h)	127	91
Red Time	128.04	1.25

1006	INTERSECTION NORTHBOURNE AVENUE AND ANTILL STREET
Posted Speed Limit:	70 km/h

Vehicles Checked		330,030
Offences Recorded		386
Red Light		7
Red Light & Speeding		0

Speeding		337
Infringements Issued		344
	<i>Maximum</i>	<i>Average</i>
Speed (km/h)	104	81
Red Time	62.52	0.57

1007	INTERSECTION OF GINNINDERRA DVE AND AIKMAN DVE
	Posted Speed Limit: 80 km/h

Vehicles Checked		268,309
Offences Recorded		204
Red Light		9
Red Light & Speeding		1
Speeding		175
Infringements Issued		185
	<i>Maximum</i>	<i>Average</i>
Speed (km/h)	129	92
Red Time	22.12	0.45

1008	INTERSECTION OF HINDMARSH DRIVE AND TUGGERANONG PARKWAY OVERPASS
	Posted Speed Limit: 80 km/h

Vehicles Checked		226,287
Offences Recorded		64
Red Light		5
Red Light & Speeding		1
Speeding		50
Infringements Issued		56
	<i>Maximum</i>	<i>Average</i>
Speed (km/h)	125	91
Red Time	31	1.12

1011	INTERSECTION OF GINNINDERRA DVE AND COULTER DVE
	Posted Speed Limit: 80 km/h

Vehicles Checked		157,470
Offences Recorded		116
Red Light		3
Red Light & Speeding		0
Speeding		96
Infringements Issued		99
	<i>Maximum</i>	<i>Average</i>
Speed (km/h)	123	93
Red Time	4.96	0.07

1020	INTERSECTION OF BARRY DVE AND MARCUS CLARK ST
	Posted Speed Limit: 60 km/h

Vehicles Checked		230,098
Offences Recorded		937
Red Light		12
Red Light & Speeding		2
Speeding		891
Infringements Issued		905
	<i>Maximum</i>	<i>Average</i>
Speed (km/h)	98	72
Red Time	14.66	0.04

SUMMARY	
----------------	--

Vehicles checked	2,301,320
Offences Recorded	3,326
Infringements Issued	3,103
% of checked vehicles offending	0.14%
% of offending vehicles issued	
infringements	93.30%

From: [Davidson, Geoffrey](#)
To: [Mike Bambach](#)
Subject: FW: Fixed site data 2003 calander year
Date: Tuesday, 22 April 2014 1:04:00 PM
Attachments: [August 2003.xls](#)
[December 2003.xls](#)
[February 2003.xls](#)
[January 2003.xls](#)
[July 2003.xls](#)
[June 2003.xls](#)
[March 2003.xls](#)
[May 2003.xls](#)
[November 2003.xls](#)
[October 2003.xls](#)
[September 2003.xls](#)
[April 2003.xls](#)

Geoffrey Davidson | [Manager, Road Safety](#)

Legislation, Policy & Programs | Justice and Community Safety Directorate | **ACT Government**

Level 2, 12 Moore Street, CANBERRA CITY ACT 2601 | [GPO Box 158, CANBERRA ACT 2608](#)

Telephone (02) 620 77195 | **Facsimile** (02) 620 50937



From: Stone, Gordon
Sent: Tuesday, 22 April 2014 12:20 PM
To: Davidson, Geoffrey
Subject: Fixed site data 2003 calander year

2003

From: Davidson, Geoffrey
Sent: Tuesday, 22 April 2014 9:42 AM
To: Stone, Gordon
Subject: FW: Fixed site data for evaluation

Hi Gordon

Do you have an estimated delivery date?

Geoff

Geoffrey Davidson | [Manager, Road Safety](#)

Legislation, Policy & Programs | Justice and Community Safety Directorate | **ACT Government**

Level 2, 12 Moore Street, CANBERRA CITY ACT 2601 | [GPO Box 158, CANBERRA ACT 2608](#)

Telephone (02) 620 77195 | **Facsimile** (02) 620 50937



From: Mike Bambach [<mailto:>]]
Sent: Thursday, 17 April 2014 5:07 PM
To: Davidson, Geoffrey
Subject: RE: Fixed site data for evaluation

Hi Geoff, just a reminder – please send through the other years data for the fixed camera sites – sometime next week would be great,

Thanks,

Have a good long-weekend!

Mike

From: Davidson, Geoffrey [<mailto:Geoffrey.Davidson@act.gov.au>]
Sent: Monday, 14 April 2014 5:58 PM
To: Mike Bambach
Subject: FW: Fixed site data for evaluation

Here you go Mike

Geoffrey Davidson | [Manager, Road Safety](#)

Legislation, Policy & Programs | Justice and Community Safety Directorate | **ACT Government**

Level 2, 12 Moore Street, CANBERRA CITY ACT 2601 | [GPO Box 158, CANBERRA ACT 2608](#)

[Telephone](#) (02) 620 77195 | [Facsimile](#) (02) 620 50937



From: Stone, Gordon
Sent: Monday, 14 April 2014 2:43 PM
To: Davidson, Geoffrey
Subject: Fixed site data for evaluation

Hi Geoff

The attachments with 1st, 2nd, 3rd quarter are from 1999 to June 2000, there is a excel spread sheet for financial year 2000-2001 don't know how accurate it is. I will send you spread sheets per calendar year. Some years only have excel sheets for each site and only vehicle counts no infringement counts.

Regards

Gordon

Gordon Stone

Manager

ACT Traffic Camera Office

Transport Regulation | Justice and Community Safety Directorate | ACT Government

13 – 15 Challis St, DICKSON ACT 2602 | PO Box 582, DICKSON ACT 2602
Telephone (02) 6207 5770 | Facsimile (02) 6207 7287

This email, and any attachments, may be confidential and also privileged. If you are not the intended recipient, please notify the sender and delete all copies of this transmission along with any attachments immediately. You should not copy or use it for any purpose, nor disclose its contents to any other person.

Statistics Report - Fixed Sites

August 2003

1001	INTERSECTION NORTHBOURNE AVENUE AND LONDON CIRCUIT
Posted Speed Limit:	60 km/h

Vehicles Checked 369,554
Offences Recorded 635

Red Light 28
 Red Light & Speeding 1
 Speeding 572

Infringements Issued 601

	<i>Maximum</i>	<i>Average</i>
Speed (km/h)	96	71
Red Time	63.04	0.64

1002	INTERSECTION NORTHBOURNE AVENUE AND BARRY DRIVE
Posted Speed Limit:	60 km/h Not Active

Vehicles Checked
Offences Recorded

Red Light
 Red Light & Speeding
 Speeding

Infringements Issued 0

	<i>Maximum</i>	<i>Average</i>
Speed (km/h)		
Red Time		

1021	INTERSECTION HINDMARSH DRIVE AND YAMB DRIVE
Posted Speed Limit:	80 km/h

Vehicles Checked 276,739
Offences Recorded 198

Red Arrow 12
 Red Light 15
 Red Light & Speeding 1
 Speeding 155

Infringements Issued 183

	<i>Maximum</i>	<i>Average</i>
Speed (km/h)	106	86
Red Time	216.81	6.84

1004	INTERSECTION DRAKEFORD DRIVE AND MARCONI CRESCENT
Posted Speed Limit:	80 km/h

Vehicles Checked 399,299
Offences Recorded 444

Red Arrow 9
 Red Light 22
 Red Light & Speeding 1
 Speeding 347

Infringements Issued 379

	<i>Maximum</i>	<i>Average</i>
Speed (km/h)	116	88
Red Time	199.02	3.89

1006	INTERSECTION NORTHBOURNE AVENUE AND ANTILL STREET
Posted Speed Limit:	70 km/h

Vehicles Checked 258,087
Offences Recorded 336

Red Light 7
 Red Light & Speeding 0
 Speeding 304

Infringements Issued 311

	<i>Maximum</i>	<i>Average</i>
Speed (km/h)		
Red Time		

Speed (km/h)	112	81
Red Time	60.36	0.78

1007	INTERSECTION OF GINNINDERRA DVE AND AIKMAN DVE
Posted Speed Limit:	80 km/h

Vehicles Checked	159,238	
Offences Recorded	70	
Red Light	2	
Red Light & Speeding	2	
Speeding	61	
Infringements Issued	65	
	<i>Maximum</i>	<i>Average</i>
Speed (km/h)	125	92
Red Time	24.73	0.63

1008	INTERSECTION OF HINDMARSH DRIVE AND TUGGERANONG PARKWAY OVERPASS
Posted Speed Limit:	80 km/h

Vehicles Checked	184,774	
Offences Recorded	38	
Red Light	5	
Red Light & Speeding	0	
Speeding	29	
Infringements Issued	34	
	<i>Maximum</i>	<i>Average</i>
Speed (km/h)	109	88
Red Time	16.11	1.24

1011	INTERSECTION OF GINNINDERRA DVE AND COULTER DVE
Posted Speed Limit:	80 km/h

Vehicles Checked	65,205	
Offences Recorded	54	
Red Light	2	
Red Light & Speeding	0	
Speeding	46	
Infringements Issued	48	
	<i>Maximum</i>	<i>Average</i>
Speed (km/h)	178	94
Red Time	31.84	0.62

1020	INTERSECTION OF BARRY DVE AND MARCUS CLARK ST
Posted Speed Limit:	60 km/h

Vehicles Checked	208,700	
Offences Recorded	411	
Red Light	23	
Red Light & Speeding	0	
Speeding	365	
Infringements Issued	388	
	<i>Maximum</i>	<i>Average</i>
Speed (km/h)	102	71
Red Time	43.92	0.38

SUMMARY		
Vehicles checked	1,921,596	
Offences Recorded	2,186	
Red Light Offence Issued	104	
Red Arrow Offence Issued	21	
Red Light & Speeding issued	5	
Speeding Offence Issued	1,879	
Total Infringements Issued	2,009	
% of checked vehicles offending	0.11%	
% of offending vehicles issued infringements	91.90%	

Statistics Report - Fixed Sites

December 2003

1001	INTERSECTION NORTHBOURNE AVENUE AND LONDON CIRCUIT	
	Posted Speed Limit:	60 km/h

Vehicles Checked 392,642
Offences Recorded 585

Red Light 27
 Red Light & Speeding 0
 Speeding 500

Infringements Issued 527

	<i>Maximum</i>	<i>Average</i>
Speed (km/h)	97	70
Red Time	224.9	0.92

1002	INTERSECTION NORTHBOURNE AVENUE AND BARRY DRIVE	
	Posted Speed Limit:	60 km/h Not Active

Vehicles Checked 412,479
Offences Recorded 862

Red Light 49
 Red Light & Speeding 0
 Speeding 765

Infringements Issued 814

	<i>Maximum</i>	<i>Average</i>
Speed (km/h)	95	70
Red Time	72.59	1.72

1021	INTERSECTION HINDMARSH DRIVE AND YAMB DRIVE	
	Posted Speed Limit:	80 km/h

Vehicles Checked 183,046
Offences Recorded 7

Red Arrow 0
 Red Light 1
 Red Light & Speeding 0
 Speeding 5

Infringements Issued 6

	<i>Maximum</i>	<i>Average</i>
Speed (km/h)	99	80
Red Time	54.27	14.49

1004	INTERSECTION DRAKEFORD DRIVE AND MARCONI CRESCENT	
	Posted Speed Limit:	80 km/h

Vehicles Checked 422,467
Offences Recorded 427

Red Arrow 9
 Red Light 17
 Red Light & Speeding 0
 Speeding 344

Infringements Issued 370

	<i>Maximum</i>	<i>Average</i>
Speed (km/h)	124	89
Red Time	217.26	3.49

1006	INTERSECTION NORTHBOURNE AVENUE AND ANTILL STREET	
	Posted Speed Limit:	70 km/h

Vehicles Checked 314,804
Offences Recorded 328

Red Light 8
 Red Light & Speeding 1
 Speeding 288

Infringements Issued 297

	<i>Maximum</i>	<i>Average</i>
--	----------------	----------------

Speed (km/h)	96	81
Red Time	80.19	1.06

1007	INTERSECTION OF GINNINDERRA DVE AND AIKMAN DVE
Posted Speed Limit:	80 km/h

Vehicles Checked	153,747	
Offences Recorded	69	
Red Light	2	
Red Light & Speeding	0	
Speeding	56	
Infringements Issued	58	
	<i>Maximum</i>	<i>Average</i>
Speed (km/h)	158	93
Red Time	44.57	1.17

1008	INTERSECTION OF HINDMARSH DRIVE AND TUGGERANONG PARKWAY OVERPASS
Posted Speed Limit:	80 km/h

Vehicles Checked	202,125	
Offences Recorded	24	
Red Light	8	
Red Light & Speeding	0	
Speeding	15	
Infringements Issued	23	
	<i>Maximum</i>	<i>Average</i>
Speed (km/h)	97	76
Red Time	40.86	5.03

1011	INTERSECTION OF GINNINDERRA DVE AND COULTER DVE
Posted Speed Limit:	80 km/h

Vehicles Checked	155,345	
Offences Recorded	113	
Red Light	6	
Red Light & Speeding	0	
Speeding	92	
Infringements Issued	98	
	<i>Maximum</i>	<i>Average</i>
Speed (km/h)	131	91
Red Time	41.16	1.02

1020	INTERSECTION OF BARRY DVE AND MARCUS CLARK ST
Posted Speed Limit:	60 km/h

Vehicles Checked	147,211	
Offences Recorded	707	
Red Light	18	
Red Light & Speeding	0	
Speeding	668	
Infringements Issued	686	
	<i>Maximum</i>	<i>Average</i>
Speed (km/h)	104	72
Red Time	93.55	0.34

SUMMARY	
Vehicles checked	2,383,866
Offences Recorded	3,122
Red Light Offence Issued	136
Red Arrow Offence Issued	9
Red Light & Speeding issued	1
Speeding Offence Issued	2,733
Total Infringements Issued	2,879
% of checked vehicles offending	0.13%
% of offending vehicles issued infringements	92.22%

Statistics Report - Fixed Sites

February 2003

1001	INTERSECTION NORTHBOURNE AVENUE AND LONDON CIRCUIT
	Posted Speed Limit: 60 km/h

Vehicles Checked		390,276
Offences Recorded		518
Red Light		37
Red Light & Speeding		0
Speeding		440
Infringements Issued		477
	<i>Maximum</i>	<i>Average</i>
Speed (km/h)	94	70
Red Time	42.82	0.68

1002	INTERSECTION NORTHBOURNE AVENUE AND BARRY DRIVE
	Posted Speed Limit: 60 km/h

Vehicles Checked		293,422
Offences Recorded		415
Red Light		82
Red Light & Speeding		7
Speeding		310
Infringements Issued		399
	<i>Maximum</i>	<i>Average</i>
Speed (km/h)	88	66
Red Time	49.23	0.49

1003	INTERSECTION SOUTHERN CROSS AND COULTER DRIVES
	Posted Speed Limit: 80 km/h

Vehicles Checked		254,863
Offences Recorded		10
Red Arrow		0
Red Light		3
Red Light & Speeding		0
Speeding		2
Infringements Issued		5
	<i>Maximum</i>	<i>Average</i>
Speed (km/h)	98	77
Red Time	78.21	27.87

1004	INTERSECTION DRAKEFORD DRIVE AND MARCONI CRESCENT
	Posted Speed Limit: 80 km/h

Vehicles Checked		285,597
Offences Recorded		132
Red Arrow		2
Red Light		11
Red Light & Speeding		1
Speeding		109
Infringements Issued		123
	<i>Maximum</i>	<i>Average</i>
Speed (km/h)	121	89
Red Time	86.94	2.06

1006	INTERSECTION NORTHBOURNE AVENUE AND ANTILL STREET
	Posted Speed Limit: 70 km/h

Vehicles Checked		178,434
Offences Recorded		172
Red Light		1
Red Light & Speeding		1

Speeding		149
Infringements Issued		151
	<i>Maximum</i>	<i>Average</i>
Speed (km/h)	101	82
Red Time	1.31	0.01

1007	INTERSECTION OF GINNINDERRA DVE AND AIKMAN DVE
	Posted Speed Limit: 80 km/h

Vehicles Checked		243,417
Offences Recorded		201
Red Light		6
Red Light & Speeding		0
Speeding		163
Infringements Issued		169
	<i>Maximum</i>	<i>Average</i>
Speed (km/h)	155	91
Red Time	51.91	0.69

1008	INTERSECTION OF HINDMARSH DRIVE AND TUGGERANONG PARKWAY OVERPASS
	Posted Speed Limit: 80 km/h

Vehicles Checked		205,450
Offences Recorded		19
Red Light		2
Red Light & Speeding		0
Speeding		16
Infringements Issued		18
	<i>Maximum</i>	<i>Average</i>
Speed (km/h)	100	88
Red Time	28.67	1.57

1011	INTERSECTION OF GINNINDERRA DVE AND COULTER DVE
	Posted Speed Limit: 80 km/h

Vehicles Checked		154,409
Offences Recorded		150
Red Light		8
Red Light & Speeding		1
Speeding		129
Infringements Issued		138
	<i>Maximum</i>	<i>Average</i>
Speed (km/h)	127	92
Red Time	32.44	1.03

1020	INTERSECTION OF BARRY DVE AND MARCUS CLARK ST
	Posted Speed Limit: 60 km/h

Vehicles Checked		236,492
Offences Recorded		848
Red Light		14
Red Light & Speeding		0
Speeding		796
Infringements Issued		810
	<i>Maximum</i>	<i>Average</i>
Speed (km/h)	112	71
Red Time	23.47	0.11

SUMMARY	
----------------	--

Vehicles checked	2,242,360
Offences Recorded	2,465
Infringements Issued	2,290
% of checked vehicles offending	0.11%
% of offending vehicles issued infringements	92.90%

Statistics Report - Fixed Sites

January 2003

1001	INTERSECTION NORTHBOURNE AVENUE AND LONDON CIRCUIT
	Posted Speed Limit: 60 km/h

Vehicles Checked		432,091
Offences Recorded		230
Red Light		17
Red Light & Speeding		0
Speeding		206
Infringements Issued		223
	<i>Maximum</i>	<i>Average</i>
Speed (km/h)	82	71
Red Time	58.23	0.94

1002	INTERSECTION NORTHBOURNE AVENUE AND BARRY DRIVE
	Posted Speed Limit: 60 km/h

Vehicles Checked		307,242
Offences Recorded		540
Red Light		91
Red Light & Speeding		2
Speeding		426
Infringements Issued		519
	<i>Maximum</i>	<i>Average</i>
Speed (km/h)	121	67
Red Time	51.63	0.4

1003	INTERSECTION SOUTHERN CROSS AND COULTER DRIVES
	Posted Speed Limit: 80 km/h

Vehicles Checked		268,780
Offences Recorded		14
Red Arrow		0
Red Light		2
Red Light & Speeding		0
Speeding		5
Infringements Issued		7
	<i>Maximum</i>	<i>Average</i>
Speed (km/h)	108	79
Red Time	76.31	12.97

1004	INTERSECTION DRAKEFORD DRIVE AND MARCONI CRESCENT
	Posted Speed Limit: 80 km/h

Vehicles Checked		336,183
Offences Recorded		262
Red Arrow		6
Red Light		13
Red Light & Speeding		1
Speeding		230
Infringements Issued		250
	<i>Maximum</i>	<i>Average</i>
Speed (km/h)	130	89
Red Time	148.74	2.2

1006	INTERSECTION NORTHBOURNE AVENUE AND ANTILL STREET
	Posted Speed Limit: 70 km/h

Vehicles Checked		254,502
Offences Recorded		213
Red Light		8
Red Light & Speeding		0
Speeding		185

Infringements Issued		193
	<i>Maximum</i>	<i>Average</i>
Speed (km/h)	92	81
Red Time	48.82	1.1

1007	INTERSECTION OF GINNINDERRA DVE AND AIKMAN DVE
	Posted Speed Limit: 80 km/h

Vehicles Checked		234,625
Offences Recorded		67
Red Light		3
Red Light & Speeding		0
Speeding		54
Infringements Issued		57
	<i>Maximum</i>	<i>Average</i>
Speed (km/h)	144	92
Red Time	26.72	0.45

1008	INTERSECTION OF HINDMARSH DRIVE AND TUGGERANONG PARKWAY OVERPASS
	Posted Speed Limit: 80 km/h

Vehicles Checked		209,413
Offences Recorded		31
Red Light		7
Red Light & Speeding		0
Speeding		20
Infringements Issued		27
	<i>Maximum</i>	<i>Average</i>
Speed (km/h)	114	82
Red Time	46.52	3.16

1011	INTERSECTION OF GINNINDERRA DVE AND COULTER DVE
	Posted Speed Limit: 80 km/h

Vehicles Checked		146,640
Offences Recorded		56
Red Light		1
Red Light & Speeding		0
Speeding		50
Infringements Issued		51
	<i>Maximum</i>	<i>Average</i>
Speed (km/h)	108	93
Red Time	26.01	0.46

1020	INTERSECTION OF BARRY DVE AND MARCUS CLARK ST
	Posted Speed Limit: 60 km/h

Vehicles Checked		226,590
Offences Recorded		1,088
Red Light		10
Red Light & Speeding		4
Speeding		1,017
Infringements Issued		1,031
	<i>Maximum</i>	<i>Average</i>
Speed (km/h)	100	72
Red Time	29.93	0.1

SUMMARY

Vehicles checked	2,416,066
Offences Recorded	2,501
Infringements Issued	2,358
% of checked vehicles offending	0.10%
% of offending vehicles issued infringements	94.28%

Note: All sites had power disruptions which re-started the vehicles checked count. This accounts for the large drop in vehicles checked for each site.

Statistics Report - Fixed Sites

July 2003

1001	INTERSECTION NORTHBOURNE AVENUE AND LONDON CIRCUIT
	Posted Speed Limit: 60 km/h

Vehicles Checked	393,993
Offences Recorded	533
Red Light	32
Red Light & Speeding	1
Speeding	469
<u>Infringements Issued</u>	<u>502</u>
	<i>Maximum</i>
Speed (km/h)	93
Red Time	60.69
	<i>Average</i>
	71
	1.02

1002	INTERSECTION NORTHBOURNE AVENUE AND BARRY DRIVE
	Posted Speed Limit: 60 km/h

Vehicles Checked	168,067
Offences Recorded	197
Red Light	38
Red Light & Speeding	1
Speeding	142
<u>Infringements Issued</u>	<u>181</u>
	<i>Maximum</i>
Speed (km/h)	88
Red Time	48.59
	<i>Average</i>
	67
	0.93

1021	INTERSECTION HINDMARSH DRIVE AND YAMB DRIVE
	Posted Speed Limit: 80 km/h

Vehicles Checked	272,222
Offences Recorded	204
Red Arrow	20
Red Light	29
Red Light & Speeding	1
Speeding	136
<u>Infringements Issued</u>	<u>186</u>
	<i>Maximum</i>
Speed (km/h)	119
Red Time	223.77
	<i>Average</i>
	85
	12.54

1004	INTERSECTION DRAKEFORD DRIVE AND MARCONI CRESCENT
	Posted Speed Limit: 80 km/h

Vehicles Checked	411,793
Offences Recorded	488
Red Arrow	4
Red Light	21
Red Light & Speeding	1
Speeding	407
<u>Infringements Issued</u>	<u>433</u>
	<i>Maximum</i>
Speed (km/h)	115
Red Time	179.82
	<i>Average</i>
	90
	2.84

1006	INTERSECTION NORTHBOURNE AVENUE AND ANTILL STREET
	Posted Speed Limit: 70 km/h

Vehicles Checked	324,205
Offences Recorded	370
Red Light	8
Red Light & Speeding	1
Speeding	323
<u>Infringements Issued</u>	<u>332</u>
	<i>Maximum</i>
	332
	<i>Average</i>
	332

Speed (km/h)	116	82
Red Time	49.47	0.61

1007	INTERSECTION OF GINNINDERRA DVE AND AIKMAN DVE
Posted Speed Limit:	80 km/h

Vehicles Checked	175,714	
Offences Recorded	64	
Red Light	6	
Red Light & Speeding	0	
Speeding	53	
Infringements Issued	59	
	<i>Maximum</i>	<i>Average</i>
Speed (km/h)	117	92
Red Time	51.09	2.54

1008	INTERSECTION OF HINDMARSH DRIVE AND TUGGERANONG PARKWAY OVERPASS
Posted Speed Limit:	80 km/h

Vehicles Checked	190,913	
Offences Recorded	32	
Red Light	4	
Red Light & Speeding	0	
Speeding	23	
Infringements Issued	27	
	<i>Maximum</i>	<i>Average</i>
Speed (km/h)	122	91
Red Time	34	1.39

1011	INTERSECTION OF GINNINDERRA DVE AND COULTER DVE
Posted Speed Limit:	80 km/h

Vehicles Checked	86,048	
Offences Recorded	34	
Red Light	3	
Red Light & Speeding	0	
Speeding	29	
Infringements Issued	32	
	<i>Maximum</i>	<i>Average</i>
Speed (km/h)	99	90
Red Time	2.08	0.11

1020	INTERSECTION OF BARRY DVE AND MARCUS CLARK ST
Posted Speed Limit:	60 km/h

Vehicles Checked	242,460	
Offences Recorded	500	
Red Light	13	
Red Light & Speeding	0	
Speeding	468	
Infringements Issued	481	
	<i>Maximum</i>	<i>Average</i>
Speed (km/h)	133	71
Red Time	44.62	0.21

SUMMARY	
Vehicles checked	2,265,415
Offences Recorded	2,422
Red Light Offence Issued	154
Red Arrow Offence Issued	24
Red Light & Speeding issued	5
Speeding Offence Issued	2,050
Total Infringements Issued	2,233
% of checked vehicles offending	0.11%
% of offending vehicles issued infringements	92.20%

Statistics Report - Fixed Sites

June 2003

1001	INTERSECTION NORTHBOURNE AVENUE AND LONDON CIRCUIT
Posted Speed Limit:	60 km/h

Vehicles Checked		297,696
Offences Recorded		549
Red Light		36
Red Light & Speeding		2
Speeding		456
Infringements Issued		494
	<i>Maximum</i>	<i>Average</i>
Speed (km/h)	89	70
Red Time	44.88	1.1

1002	INTERSECTION NORTHBOURNE AVENUE AND BARRY DRIVE
Posted Speed Limit:	60 km/h

Vehicles Checked		310,568
Offences Recorded		448
Red Light		67
Red Light & Speeding		3
Speeding		352
Infringements Issued		422
	<i>Maximum</i>	<i>Average</i>
Speed (km/h)	89	67
Red Time	52.07	0.58

1021	INTERSECTION HINDMARSH DRIVE AND YAMB DRIVE
Posted Speed Limit:	80 km/h

Vehicles Checked		38,034
Offences Recorded		37
Red Arrow		10
Red Light		3
Red Light & Speeding		0
Speeding		18
Infringements Issued		31
	<i>Maximum</i>	<i>Average</i>
Speed (km/h)	104	84
Red Time	203.45	24.14

1004	INTERSECTION DRAKEFORD DRIVE AND MARCONI CRESCENT
Posted Speed Limit:	80 km/h

Vehicles Checked		384,828
Offences Recorded		441
Red Arrow		1
Red Light		39
Red Light & Speeding		0
Speeding		353
Infringements Issued		393
	<i>Maximum</i>	<i>Average</i>
Speed (km/h)	146	88
Red Time	200.49	3.61

1006	INTERSECTION NORTHBOURNE AVENUE AND ANTILL STREET
Posted Speed Limit:	70 km/h

Vehicles Checked		312,496
Offences Recorded		307
Red Light		10
Red Light & Speeding		1
Speeding		276
Infringements Issued		287
	<i>Maximum</i>	<i>Average</i>

Speed (km/h)	107	82
Red Time	71.55	1.38

1007	INTERSECTION OF GINNINDERRA DVE AND AIKMAN DVE
Posted Speed Limit:	80 km/h

Vehicles Checked	182,471	
Offences Recorded	76	
Red Light	8	
Red Light & Speeding	0	
Speeding	59	
Infringements Issued	67	
	<i>Maximum</i>	<i>Average</i>
Speed (km/h)	114	87
Red Time	53.29	3.63

1008	INTERSECTION OF HINDMARSH DRIVE AND TUGGERANONG PARKWAY OVERPASS
Posted Speed Limit:	80 km/h

Vehicles Checked	189,841	
Offences Recorded	26	
Red Light	6	
Red Light & Speeding	0	
Speeding	19	
Infringements Issued	25	
	<i>Maximum</i>	<i>Average</i>
Speed (km/h)	106	82
Red Time	31.43	5.89

1011	INTERSECTION OF GINNINDERRA DVE AND COULTER DVE
Posted Speed Limit:	80 km/h

Vehicles Checked	162,562	
Offences Recorded	121	
Red Light	10	
Red Light & Speeding	0	
Speeding	102	
Infringements Issued	112	
	<i>Maximum</i>	<i>Average</i>
Speed (km/h)	120	90
Red Time	19.37	0.41

1020	INTERSECTION OF BARRY DVE AND MARCUS CLARK ST
Posted Speed Limit:	60 km/h

Vehicles Checked	272,202	
Offences Recorded	724	
Red Light	14	
Red Light & Speeding	1	
Speeding	684	
Infringements Issued	699	
	<i>Maximum</i>	<i>Average</i>
Speed (km/h)	93	71
Red Time	49.63	0.19

SUMMARY	
Vehicles checked	2,150,698
Offences Recorded	2,729
Red Light Offence Issued	193
Red Arrow Offence Issued	11
Red Light & Speeding issued	7
Speeding Offence Issued	2,319
Total Infringements Issued	2,530
% of checked vehicles offending	0.13%
% of offending vehicles issued infringements	92.71%

Note: Site 1021 commissioned on 27 June 2003

Statistics Report - Fixed Sites

March 2003

1001	INTERSECTION NORTHBOURNE AVENUE AND LONDON CIRCUIT
	Posted Speed Limit: 60 km/h

Vehicles Checked		376,901
Offences Recorded		633
Red Light		31
Red Light & Speeding		0
Speeding		552
Infringements Issued		583
	<i>Maximum</i>	<i>Average</i>
Speed (km/h)	91	70
Red Time	43.39	0.33

1002	INTERSECTION NORTHBOURNE AVENUE AND BARRY DRIVE
	Posted Speed Limit: 60 km/h

Vehicles Checked		298,992
Offences Recorded		482
Red Light		86
Red Light & Speeding		1
Speeding		359
Infringements Issued		446
	<i>Maximum</i>	<i>Average</i>
Speed (km/h)	120	66
Red Time	38.27	0.38

1003	INTERSECTION SOUTHERN CROSS AND COULTER DRIVES
	Posted Speed Limit: 80 km/h

Vehicles Checked		277,957
Offences Recorded		3
Red Arrow		0
Red Light		0
Red Light & Speeding		0
Speeding		3
Infringements Issued		3
	<i>Maximum</i>	<i>Average</i>
Speed (km/h)	97	94
Red Time	0	0

1004	INTERSECTION DRAKEFORD DRIVE AND MARCONI CRESCENT
	Posted Speed Limit: 80 km/h

Vehicles Checked		69,472
Offences Recorded		104
Red Arrow		0
Red Light		1
Red Light & Speeding		0
Speeding		96
Infringements Issued		97
	<i>Maximum</i>	<i>Average</i>
Speed (km/h)	109	92
Red Time	4.77	0.05

1006	INTERSECTION NORTHBOURNE AVENUE AND ANTILL STREET
	Posted Speed Limit: 70 km/h

Vehicles Checked		264,387
Offences Recorded		385
Red Light		9
Red Light & Speeding		0
Speeding		320

Infringements Issued		329
	<i>Maximum</i>	<i>Average</i>
Speed (km/h)	109	81
Red Time	66.23	1.15

1007	INTERSECTION OF GINNINDERRA DVE AND AIKMAN DVE	
	Posted Speed Limit:	80 km/h

Vehicles Checked		74,996
Offences Recorded		79
Red Light		0
Red Light & Speeding		1
Speeding		39
Infringements Issued		40
	<i>Maximum</i>	<i>Average</i>
Speed (km/h)	109	91
Red Time	23.08	0.63

1008	INTERSECTION OF HINDMARSH DRIVE AND TUGGERANONG PARKWAY OVERPASS	
	Posted Speed Limit:	80 km/h

Vehicles Checked		191,300
Offences Recorded		36
Red Light		9
Red Light & Speeding		0
Speeding		24
Infringements Issued		33
	<i>Maximum</i>	<i>Average</i>
Speed (km/h)	104	86
Red Time	38.27	2.04

1011	INTERSECTION OF GINNINDERRA DVE AND COULTER DVE	
	Posted Speed Limit:	80 km/h

Vehicles Checked		158,760
Offences Recorded		92
Red Light		4
Red Light & Speeding		1
Speeding		81
Infringements Issued		86
	<i>Maximum</i>	<i>Average</i>
Speed (km/h)	116	92
Red Time	32.97	0.4

1020	INTERSECTION OF BARRY DVE AND MARCUS CLARK ST	
	Posted Speed Limit:	60 km/h

Vehicles Checked		240,329
Offences Recorded		868
Red Light		17
Red Light & Speeding		2
Speeding		788
Infringements Issued		807
	<i>Maximum</i>	<i>Average</i>
Speed (km/h)	100	72
Red Time	20.08	0.08

SUMMARY		
Vehicles checked		1,953,094
Offences Recorded		2,682
Infringements Issued		2,424
% of checked vehicles offending		0.14%
% of offending vehicles issued infringements		90.38%

Note Sites 1004-1007 were shut down for the last 2 weeks of the month.

Statistics Report - Fixed Sites

May 2003

1001	INTERSECTION NORTHBOURNE AVENUE AND LONDON CIRCUIT
	Posted Speed Limit: 60 km/h

Vehicles Checked	391,501
Offences Recorded	518

Red Light	34
Red Light & Speeding	0
Speeding	453

Infringements Issued 487

	<i>Maximum</i>	<i>Average</i>
Speed (km/h)	101	70
Red Time	57.16	1.2

1002	INTERSECTION NORTHBOURNE AVENUE AND BARRY DRIVE
	Posted Speed Limit: 60 km/h

Vehicles Checked	299,513
Offences Recorded	421

Red Light	84
Red Light & Speeding	4
Speeding	299

Infringements Issued 387

	<i>Maximum</i>	<i>Average</i>
Speed (km/h)	84	66
Red Time	25.68	0.45

1003	INTERSECTION SOUTHERN CROSS AND COULTER DRIVES
	Posted Speed Limit: 80 km/h

Vehicles Checked	104,212
Offences Recorded	2

Red Arrow	0
Red Light	0
Red Light & Speeding	0
Speeding	2

Infringements Issued 2

	<i>Maximum</i>	<i>Average</i>
Speed (km/h)	96	96
Red Time	0	0

1004	INTERSECTION DRAKEFORD DRIVE AND MARCONI CRESCENT
	Posted Speed Limit: 80 km/h

Vehicles Checked	359,285
Offences Recorded	406

Red Arrow	11
Red Light	13
Red Light & Speeding	0
Speeding	344

Infringements Issued 368

	<i>Maximum</i>	<i>Average</i>
Speed (km/h)	112	90
Red Time	150.78	3.56

1006	INTERSECTION NORTHBOURNE AVENUE AND ANTILL STREET
	Posted Speed Limit: 70 km/h

Vehicles Checked	288,454
Offences Recorded	340

Red Light	8
Red Light & Speeding	0
Speeding	297

Infringements Issued 305

	<i>Maximum</i>	<i>Average</i>
--	----------------	----------------

Speed (km/h)	105	81
Red Time	74.91	1.12

1007	INTERSECTION OF GINNINDERRA DVE AND AIKMAN DVE
Posted Speed Limit:	80 km/h

Vehicles Checked	173,208	
Offences Recorded	91	
Red Light	2	
Red Light & Speeding	0	
Speeding	85	
Infringements Issued	87	
	<i>Maximum</i>	<i>Average</i>
Speed (km/h)	120	92
Red Time	43.17	0.97

1008	INTERSECTION OF HINDMARSH DRIVE AND TUGGERANONG PARKWAY OVERPASS
Posted Speed Limit:	80 km/h

Vehicles Checked	179,258	
Offences Recorded	35	
Red Light	13	
Red Light & Speeding	0	
Speeding	18	
Infringements Issued	31	
	<i>Maximum</i>	<i>Average</i>
Speed (km/h)	114	82
Red Time	19.64	2.37

1011	INTERSECTION OF GINNINDERRA DVE AND COULTER DVE
Posted Speed Limit:	80 km/h

Vehicles Checked	174,689	
Offences Recorded	134	
Red Light	6	
Red Light & Speeding	0	
Speeding	125	
Infringements Issued	131	
	<i>Maximum</i>	<i>Average</i>
Speed (km/h)	128	92
Red Time	3.28	0.11

1020	INTERSECTION OF BARRY DVE AND MARCUS CLARK ST
Posted Speed Limit:	60 km/h

Vehicles Checked	273,996	
Offences Recorded	798	
Red Light	20	
Red Light & Speeding	0	
Speeding	756	
Infringements Issued	776	
	<i>Maximum</i>	<i>Average</i>
Speed (km/h)	95	71
Red Time	33.76	0.18

SUMMARY	
Vehicles checked	2,244,116
Offences Recorded	2,745
Red Light Offence Issued	180
Red Arrow Offence Issued	11
Red Light & Speeding issued	4
Speeding Offence Issued	2,379
Total Infringements Issued	2,574
% of checked vehicles offending	0.12%
% of offending vehicles issued infringements	93.77%

Note: Site 1003 was decommissioned on the 14 May 03.

Statistics Report - Fixed Sites

November 2003

1001	INTERSECTION NORTHBOURNE AVENUE AND LONDON CIRCUIT	
	Posted Speed Limit:	60 km/h

Vehicles Checked		352,068
Offences Recorded		669
Red Light		32
Red Light & Speeding		1
Speeding		596
Infringements Issued		629
	<i>Maximum</i>	<i>Average</i>
Speed (km/h)	88	70
Red Time	66.36	0.84

1002	INTERSECTION NORTHBOURNE AVENUE AND BARRY DRIVE	
	Posted Speed Limit:	60 km/h Not Active

Vehicles Checked		111,284
Offences Recorded		284
Red Light		17
Red Light & Speeding		0
Speeding		251
Infringements Issued		268
	<i>Maximum</i>	<i>Average</i>
Speed (km/h)	116	70
Red Time	97.79	2.07

1021	INTERSECTION HINDMARSH DRIVE AND YAMB DRIVE	
	Posted Speed Limit:	80 km/h

Vehicles Checked		248,949
Offences Recorded		169
Red Arrow		7
Red Light		19
Red Light & Speeding		0
Speeding		117
Infringements Issued		143
	<i>Maximum</i>	<i>Average</i>
Speed (km/h)	115	87
Red Time	158.65	9.83

1004	INTERSECTION DRAKEFORD DRIVE AND MARCONI CRESCENT	
	Posted Speed Limit:	80 km/h

Vehicles Checked		375,950
Offences Recorded		495
Red Arrow		7
Red Light		14
Red Light & Speeding		0
Speeding		421
Infringements Issued		442
	<i>Maximum</i>	<i>Average</i>
Speed (km/h)	149	92
Red Time	224.69	1.6

1006	INTERSECTION NORTHBOURNE AVENUE AND ANTILL STREET	
	Posted Speed Limit:	70 km/h

Vehicles Checked		291,854
Offences Recorded		275
Red Light		7
Red Light & Speeding		0
Speeding		246
Infringements Issued		253
	<i>Maximum</i>	<i>Average</i>

Speed (km/h)	114	81
Red Time	69.31	0.9

1007	INTERSECTION OF GINNINDERRA DVE AND AIKMAN DVE
Posted Speed Limit:	80 km/h

Vehicles Checked	126,514	
Offences Recorded	97	
Red Light	1	
Red Light & Speeding	0	
Speeding	79	
Infringements Issued	80	
	<i>Maximum</i>	<i>Average</i>
Speed (km/h)	117	92
Red Time	50.65	0.76

1008	INTERSECTION OF HINDMARSH DRIVE AND TUGGERANONG PARKWAY OVERPASS
Posted Speed Limit:	80 km/h

Vehicles Checked	178,643	
Offences Recorded	24	
Red Light	6	
Red Light & Speeding	2	
Speeding	14	
Infringements Issued	22	
	<i>Maximum</i>	<i>Average</i>
Speed (km/h)	118	85
Red Time	27.12	4.5

1011	INTERSECTION OF GINNINDERRA DVE AND COULTER DVE
Posted Speed Limit:	80 km/h

Vehicles Checked	153,526	
Offences Recorded	154	
Red Light	5	
Red Light & Speeding	1	
Speeding	129	
Infringements Issued	135	
	<i>Maximum</i>	<i>Average</i>
Speed (km/h)	119	92
Red Time	29.56	0.32

1020	INTERSECTION OF BARRY DVE AND MARCUS CLARK ST
Posted Speed Limit:	60 km/h

Vehicles Checked	223,340	
Offences Recorded	682	
Red Light	21	
Red Light & Speeding	2	
Speeding	633	
Infringements Issued	656	
	<i>Maximum</i>	<i>Average</i>
Speed (km/h)	90	71
Red Time	45.76	0.27

SUMMARY		
Vehicles checked	2,062,128	
Offences Recorded	2,849	
Red Light Offence Issued	122	
Red Arrow Offence Issued	14	
Red Light & Speeding issued	6	
Speeding Offence Issued	2,486	
Total Infringements Issued	2,628	
% of checked vehicles offending	0.14%	
% of offending vehicles issued infringements	92.24%	

Statistics Report - Fixed Sites

October 2003

1001	INTERSECTION NORTHBOURNE AVENUE AND LONDON CIRCUIT	
	Posted Speed Limit:	60 km/h

Vehicles Checked 393,823
Offences Recorded 482

Red Light 17
 Red Light & Speeding 1
 Speeding 448

Infringements Issued 466

	<i>Maximum</i>	<i>Average</i>
Speed (km/h)	95	71
Red Time	66.93	0.55

1002	INTERSECTION NORTHBOURNE AVENUE AND BARRY DRIVE	
	Posted Speed Limit:	60 km/h Not Active

Vehicles Checked
Offences Recorded

Red Light
 Red Light & Speeding
 Speeding

Infringements Issued 0

	<i>Maximum</i>	<i>Average</i>
Speed (km/h)		
Red Time		

1021	INTERSECTION HINDMARSH DRIVE AND YAMB DRIVE	
	Posted Speed Limit:	80 km/h

Vehicles Checked 351,432
Offences Recorded 221

Red Arrow 16
 Red Light 24
 Red Light & Speeding 0
 Speeding 157

Infringements Issued 197

	<i>Maximum</i>	<i>Average</i>
Speed (km/h)	120	85
Red Time	238.4	12.49

1004	INTERSECTION DRAKEFORD DRIVE AND MARCONI CRESCENT	
	Posted Speed Limit:	80 km/h

Vehicles Checked 409,667
Offences Recorded 395

Red Arrow 0
 Red Light 1
 Red Light & Speeding 0
 Speeding 355

Infringements Issued 356

	<i>Maximum</i>	<i>Average</i>
Speed (km/h)	119	92
Red Time	1.28	0

1006	INTERSECTION NORTHBOURNE AVENUE AND ANTILL STREET	
	Posted Speed Limit:	70 km/h

Vehicles Checked 288,602
Offences Recorded 256

Red Light 1
 Red Light & Speeding 0
 Speeding 233

Infringements Issued 234

	<i>Maximum</i>	<i>Average</i>
Speed (km/h)		
Red Time		

Speed (km/h)	101	81
Red Time	46.95	0.31

1007	INTERSECTION OF GINNINDERRA DVE AND AIKMAN DVE
Posted Speed Limit:	80 km/h

Vehicles Checked	146,000	
Offences Recorded	90	
Red Light	3	
Red Light & Speeding	0	
Speeding	79	
Infringements Issued	82	
	<i>Maximum</i>	<i>Average</i>
Speed (km/h)	134	93
Red Time	32.33	0.63

1008	INTERSECTION OF HINDMARSH DRIVE AND TUGGERANONG PARKWAY OVERPASS
Posted Speed Limit:	80 km/h

Vehicles Checked	220,786	
Offences Recorded	51	
Red Light	4	
Red Light & Speeding	0	
Speeding	36	
Infringements Issued	40	
	<i>Maximum</i>	<i>Average</i>
Speed (km/h)	120	90
Red Time	43.11	2.5

1011	INTERSECTION OF GINNINDERRA DVE AND COULTER DVE
Posted Speed Limit:	80 km/h

Vehicles Checked	165,973	
Offences Recorded	117	
Red Light	4	
Red Light & Speeding	4	
Speeding	97	
Infringements Issued	105	
	<i>Maximum</i>	<i>Average</i>
Speed (km/h)	114	92
Red Time	7.81	0.19

1020	INTERSECTION OF BARRY DVE AND MARCUS CLARK ST
Posted Speed Limit:	60 km/h

Vehicles Checked	254,968	
Offences Recorded	523	
Red Light	19	
Red Light & Speeding	1	
Speeding	464	
Infringements Issued	484	
	<i>Maximum</i>	<i>Average</i>
Speed (km/h)	99	71
Red Time	51.91	0.32

SUMMARY	
Vehicles checked	2,231,251
Offences Recorded	2,135
Red Light Offence Issued	73
Red Arrow Offence Issued	16
Red Light & Speeding issued	6
Speeding Offence Issued	1,869
Total Infringements Issued	1,964
% of checked vehicles offending	0.10%
% of offending vehicles issued infringements	91.99%

Statistics Report - Fixed Sites

September 2003

1001	INTERSECTION NORTHBOURNE AVENUE AND LONDON CIRCUIT
Posted Speed Limit:	60 km/h

Vehicles Checked 364,555
Offences Recorded 504

Red Light 28
 Red Light & Speeding 0
 Speeding 444

Infringements Issued 472

	<i>Maximum</i>	<i>Average</i>
Speed (km/h)	94	71
Red Time	64.56	0.66

1002	INTERSECTION NORTHBOURNE AVENUE AND BARRY DRIVE
Posted Speed Limit:	60 km/h Not Active

Vehicles Checked
Offences Recorded

Red Light
 Red Light & Speeding
 Speeding

Infringements Issued 0

	<i>Maximum</i>	<i>Average</i>
Speed (km/h)		
Red Time		

1021	INTERSECTION HINDMARSH DRIVE AND YAMB DRIVE
Posted Speed Limit:	80 km/h

Vehicles Checked 297,817
Offences Recorded 184

Red Arrow 17
 Red Light 13
 Red Light & Speeding 1
 Speeding 132

Infringements Issued 163

	<i>Maximum</i>	<i>Average</i>
Speed (km/h)	122	85
Red Time	223.69	9.22

1004	INTERSECTION DRAKEFORD DRIVE AND MARCONI CRESCENT
Posted Speed Limit:	80 km/h

Vehicles Checked 413,728
Offences Recorded 494

Red Arrow 6
 Red Light 12
 Red Light & Speeding 1
 Speeding 414

Infringements Issued 433

	<i>Maximum</i>	<i>Average</i>
Speed (km/h)	142	92
Red Time	166.01	1.98

1006	INTERSECTION NORTHBOURNE AVENUE AND ANTILL STREET
Posted Speed Limit:	70 km/h

Vehicles Checked 338,369
Offences Recorded 356

Red Light 9
 Red Light & Speeding 1
 Speeding 308

Infringements Issued 318

	<i>Maximum</i>	<i>Average</i>
Speed (km/h)		
Red Time		

Speed (km/h)	101	82
Red Time	67.07	0.93

1007	INTERSECTION OF GINNINDERRA DVE AND AIKMAN DVE
Posted Speed Limit:	80 km/h

Vehicles Checked	175,368	
Offences Recorded	83	
Red Light	3	
Red Light & Speeding	0	
Speeding	58	
Infringements Issued	61	
	<i>Maximum</i>	<i>Average</i>
Speed (km/h)	110	91
Red Time	17.29	0.73

1008	INTERSECTION OF HINDMARSH DRIVE AND TUGGERANONG PARKWAY OVERPASS
Posted Speed Limit:	80 km/h

Vehicles Checked	204,736	
Offences Recorded	49	
Red Light	5	
Red Light & Speeding	2	
Speeding	42	
Infringements Issued	49	
	<i>Maximum</i>	<i>Average</i>
Speed (km/h)	124	87
Red Time	37.83	1.89

1011	INTERSECTION OF GINNINDERRA DVE AND COULTER DVE
Posted Speed Limit:	80 km/h

Vehicles Checked	163,756	
Offences Recorded	72	
Red Light	7	
Red Light & Speeding	1	
Speeding	59	
Infringements Issued	67	
	<i>Maximum</i>	<i>Average</i>
Speed (km/h)	106	92
Red Time	34.84	0.94

1020	INTERSECTION OF BARRY DVE AND MARCUS CLARK ST
Posted Speed Limit:	60 km/h

Vehicles Checked	238,658	
Offences Recorded	473	
Red Light	12	
Red Light & Speeding	1	
Speeding	432	
Infringements Issued	445	
	<i>Maximum</i>	<i>Average</i>
Speed (km/h)	97	71
Red Time	44.19	0.29

SUMMARY		
Vehicles checked	2,196,987	
Offences Recorded	2,215	
Red Light Offence Issued	89	
Red Arrow Offence Issued	23	
Red Light & Speeding issued	7	
Speeding Offence Issued	1,889	
Total Infringements Issued	2,008	
% of checked vehicles offending	0.10%	
% of offending vehicles issued infringements	90.65%	

Statistics Report - Fixed Sites

April 2003

1001	INTERSECTION NORTHBOURNE AVENUE AND LONDON CIRCUIT
Posted Speed Limit:	60 km/h

Vehicles Checked 365,255
Offences Recorded 398

Red Light 25
 Red Light & Speeding 1
 Speeding 353

Infringements Issued 379

	<i>Maximum</i>	<i>Average</i>
Speed (km/h)	102	70
Red Time	50.92	0.99

1002	INTERSECTION NORTHBOURNE AVENUE AND BARRY DRIVE
Posted Speed Limit:	60 km/h

Vehicles Checked 180,155
Offences Recorded 299

Red Light 54
 Red Light & Speeding 0
 Speeding 230

Infringements Issued 284

	<i>Maximum</i>	<i>Average</i>
Speed (km/h)	92	66
Red Time	62.63	0.39

1003	INTERSECTION SOUTHERN CROSS AND COULTER DRIVES
Posted Speed Limit:	80 km/h

Vehicles Checked 198,825
Offences Recorded 4

Red Arrow 0
 Red Light 0
 Red Light & Speeding 0
 Speeding 4

Infringements Issued 4

	<i>Maximum</i>	<i>Average</i>
Speed (km/h)	94	92
Red Time	0	0

1004	INTERSECTION DRAKEFORD DRIVE AND MARCONI CRESCENT
Posted Speed Limit:	80 km/h

Vehicles Checked 367,795
Offences Recorded 257

Red Arrow 3
 Red Light 4
 Red Light & Speeding 0
 Speeding 218

Infringements Issued 225

	<i>Maximum</i>	<i>Average</i>
Speed (km/h)	109	91
Red Time	234.98	1.7

1006	INTERSECTION NORTHBOURNE AVENUE AND ANTILL STREET
Posted Speed Limit:	70 km/h

Vehicles Checked 293,651
Offences Recorded 277

Red Light 7
 Red Light & Speeding 0
 Speeding 248

Infringements Issued 255

	<i>Maximum</i>	<i>Average</i>
--	----------------	----------------

Speed (km/h)	106	81
Red Time	78.87	0.91

1007	INTERSECTION OF GINNINDERRA DVE AND AIKMAN DVE
Posted Speed Limit:	80 km/h

Vehicles Checked	167,816	
Offences Recorded	97	
Red Light	5	
Red Light & Speeding	0	
Speeding	83	
Infringements Issued	88	
	<i>Maximum</i>	<i>Average</i>
Speed (km/h)	104	92
Red Time	45.44	0.78

1008	INTERSECTION OF HINDMARSH DRIVE AND TUGGERANONG PARKWAY OVERPASS
Posted Speed Limit:	80 km/h

Vehicles Checked	178,535	
Offences Recorded	34	
Red Light	6	
Red Light & Speeding	0	
Speeding	25	
Infringements Issued	31	
	<i>Maximum</i>	<i>Average</i>
Speed (km/h)	104	82
Red Time	33.52	3.12

1011	INTERSECTION OF GINNINDERRA DVE AND COULTER DVE
Posted Speed Limit:	80 km/h

Vehicles Checked	146,061	
Offences Recorded	105	
Red Light	2	
Red Light & Speeding	0	
Speeding	96	
Infringements Issued	98	
	<i>Maximum</i>	<i>Average</i>
Speed (km/h)	120	92
Red Time	10.93	0.14

1020	INTERSECTION OF BARRY DVE AND MARCUS CLARK ST
Posted Speed Limit:	60 km/h

Vehicles Checked	240,994	
Offences Recorded	826	
Red Light	13	
Red Light & Speeding	2	
Speeding	782	
Infringements Issued	797	
	<i>Maximum</i>	<i>Average</i>
Speed (km/h)	100	71
Red Time	73.03	0.16

SUMMARY	
Vehicles checked	2,139,087
Offences Recorded	2,297
Red Light Offence Issued	116
Red Arrow Offence Issued	3
Red Light & Speeding issued	3
Speeding Offence Issued	2,039
Total Infringements Issued	2,161
% of checked vehicles offending	0.11%
% of offending vehicles issued infringements	94.08%

From: [Davidson, Geoffrey](#)
To: [Mike Bambach](#)
Subject: FW: Fixed site Inf count
Date: Wednesday, 23 April 2014 1:52:00 PM
Attachments: [01-07-2009 to 30-06-2010 Inf Count.xlsx](#)
[01-07-2001 to 30-06-2002 Inf Counts.xlsx](#)
[01-07-2002 to 30-06-2003 Inf Counts.xlsx](#)
[01-07-2004 to 30-06-2005 Inf Counts.xlsx](#)
[01-07-2010 to 30-06-2011 Inf Counts.xlsx](#)
[01-07-2003 to 30-06-2004 Inf count .xlsx](#)
[01-07-2005 to 30-06-2006 Inf Count.xlsx](#)
[01-07-2006 to 30-06-2007 Inf Count .xlsx](#)
[06-10-1999 to 30-06-2000 inf count .xlsx](#)
[01-07-2011 to 30-06-2012 Inf Count.xlsx](#)
[01-07-2012 to 30-06-2013 Inf Count.xlsx](#)
[01-07-2013 to 13-09-2013 Inf count.xlsx](#)
[01-07-2000 to 30-06-2001 Inf count.xlsx](#)
[01-07-2007 to 30-06-2008 Inf Count.xlsx](#)
[01-07-2008 to 30-06-2009 Inf Count.xlsx](#)

Geoffrey Davidson | [Manager, Road Safety](#)

Legislation, Policy & Programs | Justice and Community Safety Directorate | **ACT Government**

Level 2, 12 Moore Street, CANBERRA CITY ACT 2601 | [GPO Box 158, CANBERRA ACT 2608](#)

Telephone (02) 620 77195 | **Facsimile** (02) 620 50937



From: Stone, Gordon
Sent: Wednesday, 23 April 2014 1:48 PM
To: Davidson, Geoffrey
Subject: Fixed site Inf count

Hi Geoff,

Attached are spread sheets all locations, proceed (Actioned) infringements , I will have to try and gather all vehicle counts to assist with this data.

Regards

Gordon

From: Davidson, Geoffrey
Sent: Tuesday, 22 April 2014 1:04 PM
To: Stone, Gordon
Subject: RE: Fixed site data 2007 calander year

thanks

Geoffrey Davidson | [Manager, Road Safety](#)

Legislation, Policy & Programs | Justice and Community Safety Directorate | **ACT Government**

Level 2, 12 Moore Street, CANBERRA CITY ACT 2601 | [GPO Box 158, CANBERRA ACT 2608](#)

Telephone (02) 620 77195 | **Facsimile** (02) 620 50937



From: Stone, Gordon
Sent: Tuesday, 22 April 2014 12:42 PM
To: Davidson, Geoffrey
Subject: RE: Fixed site data 2007 calander year

2007

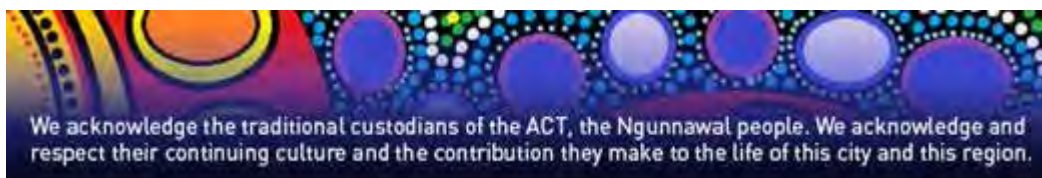
From: Davidson, Geoffrey
Sent: Tuesday, 22 April 2014 9:42 AM
To: Stone, Gordon
Subject: FW: Fixed site data for evaluation

Hi Gordon

Do you have an estimated delivery date?

Geoff

Geoffrey Davidson | [Manager, Road Safety Legislation, Policy & Programs](#) | Justice and Community Safety Directorate | **ACT Government**
Level 2, 12 Moore Street, CANBERRA CITY ACT 2601 | [GPO Box 158, CANBERRA ACT 2608](#)
[Telephone](#) (02) 620 77195 | [Facsimile](#) (02) 620 50937



From: Mike Bambach [<mailto:>]
Sent: Thursday, 17 April 2014 5:07 PM
To: Davidson, Geoffrey
Subject: RE: Fixed site data for evaluation

Hi Geoff, just a reminder – please send through the other years data for the fixed camera sites – sometime next week would be great,

Thanks,

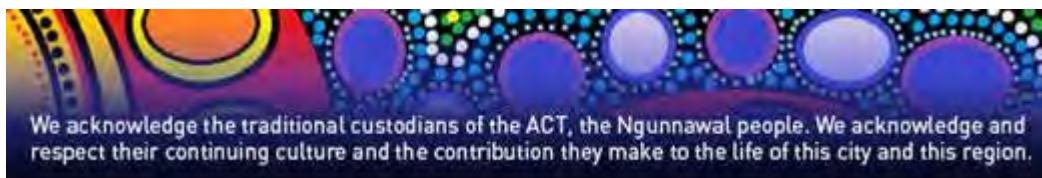
Have a good long-weekend!

Mike

From: Davidson, Geoffrey [<mailto:Geoffrey.Davidson@act.gov.au>]
Sent: Monday, 14 April 2014 5:58 PM
To: Mike Bambach
Subject: FW: Fixed site data for evaluation

Here you go Mike

Geoffrey Davidson | [Manager, Road Safety](#)



From: Stone, Gordon
Sent: Monday, 14 April 2014 2:43 PM
To: Davidson, Geoffrey
Subject: Fixed site data for evaluation

Hi Geoff

The attachments with 1st, 2nd, 3rd quarter are from 1999 to June 2000, there is a excel spread sheet for finical year 2000-2001 don't know how accurate it is. I will send you spread sheets per calendar year. Some years only have excel sheets for each site and only vehicle counts no infringement counts.

Regards

Gordon

Gordon Stone
Manager
ACT Traffic Camera Office
Transport Regulation | Justice and Community Safety Directorate | ACT Government
13 – 15 Challis St, DICKSON ACT 2602 | PO Box 582, DICKSON ACT 2602
Telephone (02) 6207 5770 | Facsimile (02) 6207 7287

This email, and any attachments, may be confidential and also privileged. If you are not the intended recipient, please notify the sender and delete all copies of this transmission along with any attachments immediately. You should not copy or use it for any purpose, nor disclose its contents to any other person.

Adjudication from Jul 1, 2009 to Jun 30, 2010

Type/Location		PROCEED
Fixed	1001	849
	1002	845
	1004	1351
	1006	8654
	1007	557
	1008	227
	1011	433
	1020	1783
	1021	317
	1022	6247
	1023	1093
	1024	3887
	1025	504
	1026N	5236
	1026S	5874
	1027N	
	1027S	5127
	1028	5287
	1029	6783
	1030	3890
	1031	2483
	1032N	161
	1032S	154
	1033N	310
	1033S	1
	1034	465
1035	420	
	Fixed Total	62938
Mobile	0001	68
	0002	137
	0003	22
	0004	143
	0005	13
	0006	
	0007	49
	0008	28
	0009	21
	0010	9
	0011	27
	0012	22
	0013	69
	0014	134
	0015	10
	0016	10
	0017	37
	0018	383
	0020	446
	0021	1
	0022	321
	0023	9
	0024	20
	0026	3
	0027	5
	0028	6
	0029	17
	0031	33
	0032	27
	0033	7
0034	19	
0035	22	
0036	17	
0037	30	
0038	10	
0040	15	
0041	15	
0042	14	
0043	210	
0044	22	
0045	111	

0046	15
0047	37
0048	19
0049	10
0050	6
0051	43
0052	15
0053	159
0054	174
0055	786
0056	5
0057	88
0059	140
0060	36
0061	94
0062	11
0063	168
0064	36
0065	50
0066	59
0068	29
0069	
0070	1
0071	36
0072	45
0073	294
0074	2
0075	7
0077	79
0078	3
0079	7
0080	1
0081	52
0082	124
0083	244
0085	2
0086	6
0087	4
0088	2
0089	2
0090	1085
0091	46
0092	4
0093	7
0094	168
0095	2
0096	
0097	4
0098	3
0099	3
0100	2
0101	14
0102	328
0103	13
0104	97
0105	233
0106	13
0107	1
0108	80
0109	1
0110	55
0111	182
0112	89
0114	193
0115	16
0116	3
0117	2
0118	9
0119	61
0120	68
Mobile Total	8235
Fixed and Mobile Total	71173

Adjudication from

Jul 1, 2001

to

Jun 30, 2002

Type/Location	PROCEED
0001	870
0002	1057
0003	108
0004	853
0005	203
0006	31
0007	32
0008	30
0009	333
0010	129
0011	404
0012	143
0013	343
0014	509
0015	148
0016	230
0017	375
0018	1756
0019	29
0020	706
0021	41
0022	389
0023	101
0024	71
0025	26
0026	21
0027	134
0028	38
0029	126
0031	331
0032	2
0033	3
0034	185
0035	416
0036	78
0037	107
0038	652
0039	151
0040	217
0041	72
0042	68
0043	63
0044	86
0045	77
0046	167
0047	241
0048	14
0049	57
0050	116
0051	220
0052	23
0053	140
0054	79
0055	14

	0056	3
	0057	323
	0058	31
	0059	365
	0060	374
	0061	1200
	0062	39
	0063	1126
	0064	137
	0065	1061
	0066	297
	Total	17771
Fixed	1001	2210
	1002	12232
	1003	192
	1004	6272
	1006	2022
	1007	1670
	1008	248
	1011	1419
	1020	9882
		Fixed Total
Fixed and Mobile Total		53918

Adjudication from

Jul 1, 2002

to

Jun 30, 2003

Type/Location	PROCEED
	0001 229
	0002 486
	0003 61
	0004 271
	0005 162
	0006 7
	0007 22
	0008 59
	0009 209
	0010 76
	0011 236
	0012 57
	0013 195
	0014 629
	0015 169
	0016 63
	0017 72
	0018 648
	0019 34
	0020 720
	0021 7
	0022 281
	0023 59
	0024 31
	0025 20
	0026 19
	0027 86
	0028 38
	0029 83
	0031 214
	0032 17
	0034 53
	0035 282
	0036 75
	0037 145
	0038 281
	0039 129
	0040 105
	0041 66
	0042 31
	0043 34
	0044 133
	0045 103
	0046 91
	0047 158
	0048 54
	0049 44
	0050 42
	0051 261
	0052 14
	0053 164
	0054 107
	0055 14

	0056	4
	0057	131
	0058	
	0059	317
	0060	232
	0061	326
	0062	27
	0063	422
	0064	146
	0065	308
	0066	152
	0067	2
	Total	9713
Fixed	1001	6581
	1002	5845
	1003	54
	1004	3917
	1006	3739
	1007	1559
	1008	468
	1011	1427
	1020	11234
	1021	43
	Fixed Total	34867
Fixed and Mobile Total		44580

Adjudication from Jul 1, 2004 to Jun 30, 2005

Type/Location	PROCEED
0001	233
0002	247
0003	86
0004	152
0005	121
0006	4
0007	34
0008	51
0009	80
0010	40
0011	163
0012	85
0013	150
0014	553
0015	55
0016	68
0017	52
0018	591
0019	1258
0020	444
0022	1191
0023	41
0024	4
0025	68
0026	26
0027	58
0028	33
0029	25
0031	96
0032	2
0033	28
0034	17
0035	99
0036	17
0037	50
0038	87
0039	27
0040	29
0041	23
0042	17
0043	121
0044	46
0045	107
0046	46
0047	28
0048	18
0049	19
0050	42
0051	74
0052	13
0053	346
0054	152
0055	566
0056	11
0057	436
0058	6
0059	237
0060	106
0061	823
0062	63
0063	166
0064	62
0065	168
0066	169
0067	6
Total	10236
Fixed	1001
	1002
	1004
	2162
	3716
	2389

	1006	17985
	1007	563
	1008	256
	1011	766
	1020	5100
	1021	1298
	Fixed Total	34235
Mobile	0001	33
	0002	39
	0003	19
	0004	27
	0005	23
	0006	10
	0007	10
	0008	18
	0009	9
	0010	10
	0011	23
	0012	25
	0013	32
	0014	101
	0015	17
	0016	15
	0017	19
	0018	135
	0019	115
	0020	38
	0021	
	0022	330
	0023	5
	0024	16
	0025	1
	0026	3
	0027	11
	0028	10
	0029	6
	0030	1
	0031	27
	0033	13
	0034	1
	0035	17
	0036	2
	0037	10
	0038	38
	0040	5
	0041	7
	0042	6
	0043	30
	0044	17
	0045	121
	0046	23
	0047	12
	0048	7
	0050	10
	0051	12
	0052	2
	0053	44
	0054	66
	0055	234
	0056	3
	0057	121
	0058	1
	0059	45
	0060	16
	0061	135
	0062	11
	0063	28
	0064	10
	0065	29
	0066	39
	Mobile Total	2243
	Fixed and Mobile Total	46714

Adjudication from Jul 1, 2010 to Jun 30, 2011

Type/Location	PROCEED	
Fixed	1001 1872	
	1002 830	
	1004 1386	
	1006 7080	
	1007 108	
	1008 197	
	1011 425	
	1020 1077	
	1021 163	
	1022 5659	
	1023 1483	
	1024 3012	
	1025 1136	
	1026N 4229	
	1026S 5069	
	1027N	
	1027S 3608	
	1028 4072	
	1029 4962	
	1030 3074	
	1031 1547	
	1032N 133	
	1032S 99	
	1033N 186	
	1033S 317	
	1034 357	
	1035 302	
	Fixed Total 52383	
	Mobile	0001 34
		0002 92
		0003 12
		0004 165
		0005 6
		0006 2
		0007 30
0008 9		
0009 17		
0010 6		
0011 28		
0012 10		
0013 94		
0014 125		
0015 16		
0016 4		
0017 102		
0018 380		
0020 303		
0021 2		
0022 329		
0023 3		
0024 10		
0026 2		
0027 12		
0028 3		
0029 20		
0031 35		
0032 27		
0033 3		
0034 9		
0035 21		
0036 8		
0037 63		
0039 96		
0040 10		
0041 45		
0042 11		
0043 160		
0044 18		
0045 119		
0046 11		
0047 32		
0048 23		
0049 2		
0050 12		
0051 17		
0052 10		
0053 230		
0054 89		
0055 416		
0056 4		
0057 74		
0059 115		
0060 21		
0061 111		
0062 22		
0063 174		
0064 47		
0065 70		
0066 47		
0067		
0068 67		
0069 1		

0071	31
0072	61
0073	190
0074	1
0075	8
0077	33
0078	5
0079	17
0081	39
0082	201
0083	260
0085	1
0086	
0087	5
0089	3
0090	792
0091	70
0092	1
0093	9
0094	166
0095	5
0096	13
0098	3
0099	1
0100	1
0101	23
0102	495
0103	4
0104	40
0105	151
0106	15
0108	83
0109	1
0110	13
0111	180
0112	98
0114	130
0115	50
0116	3
0117	1
0118	23
0119	96
0120	49
0121	3
0123	18
0124	25
0125	111
0126	59
0127	140
0128	109
0129	338
0130	71
0131	7
0132	20
0133	4
0134	2
0135	100
0136	62
0137	2
0138	26
0139	13
0140	1
0141	1
0142	79
0143	94
0144	3
0145	4
0146	20
0147	5
0150	71
0152	34
0153	23
0154	9
0155	4
0156	24
0157	2
0158	16
0159	5
0160	6
0161	18
0162	8
0163	1
0165	2
0166	11
0167	8
0168	4
0170	17
0171	5
0172	8
0174	64
0175	27
0176	6
0178	3
Mobile Total	9100
Fixed and Mobile Total	61483

Adjudication from

Jul 1, 2003

to

Jun 30, 2004

Type/Location	PROCEED
0000	2
0001	253
0002	418
0003	107
0004	312
0005	131
0006	19
0007	44
0008	55
0009	75
0010	68
0011	362
0012	73
0013	305
0014	765
0015	76
0016	109
0017	130
0018	1016
0019	32
0020	625
0021	7
0022	148
0023	67
0024	1
0025	50
0026	41
0027	82
0028	54
0029	42
0030	3
0031	156
0032	22
0033	54
0034	91
0035	80
0036	28
0037	70
0038	211
0039	60
0040	51
0041	27
0042	57
0043	133
0044	71
0045	588
0046	48
0047	53
0048	32
0049	34
0050	66
0051	83
0052	8

	0053	827
	0054	410
	0055	65
	0056	26
	0057	439
	0058	4
	0059	270
	0060	187
	0061	1330
	0062	83
	0063	314
	0064	168
	0065	364
	0066	277
	0067	3
	0080	
	Total	12262
Fixed	1001	4948
	1002	3846
	1004	3917
	1006	3063
	1007	566
	1008	293
	1011	939
	1020	6285
	1021	1669
		Fixed Total
Fixed and Mobile Total		37788

Adjudication from

Jul 1, 2005

to

Jun 30, 2006

Type/Location		PROCEED	
Fixed	1001	4188	
	1002	3686	
	1004	2092	
	1006	17688	
	1007	574	
	1008	493	
	1011	908	
	1020	4076	
	1021	1275	
	Fixed Total		34980
	Mobile	0001	136
0002		151	
0003		54	
0004		162	
0005		64	
0006		16	
0007		26	
0008		23	
0009		65	
0010		11	
0011		85	
0012		42	
0013		81	
0014		576	
0015		54	
0016		45	
0017		58	
0018		359	
0019		394	
0020		348	
0021		1	
0022		1056	
0023		26	
0024		18	
0025		89	
0026		18	
0027		39	
0028		36	
0029		36	
0031		116	
0032		1	
0033		21	
0034		38	
0035		66	
0036		15	
0037		64	
0038		97	
0039		23	
0040		57	
0041		24	
0042		35	
0043		123	
0044		50	
0045		289	
0046		65	
0047		77	
0048		17	
0049		29	
0050		31	
0051	77		
0052	22		
0053	298		
0054	230		
0055	293		
0056	9		
0057	308		
0058	9		
0059	207		
0060	51		
0061	486		
0062	47		
0063	185		
0064	83		
0065	102		
0066	55		
0067	1		
0068	46		
0069	1		
0070	6		

0071	70
0072	86
0073	268
0074	14
0075	19
0076	2
0077	128
0078	1
0079	2
0080	3
0081	26
0082	30
0083	78
0084	3
0085	6
0086	2
0087	32
0089	13
0090	83
0091	55
0092	8
0093	19
0094	150
0095	8
0096	1
0098	1
0099	1
Mobile Total	8932
Fixed and Mobile Total	43912

Adjudication from Jul 1, 2006 to Jun 30, 2007

Type/Location		PROCEED	
Fixed	1001	7259	
	1002	2826	
	1004	2651	
	1006	10123	
	1007	869	
	1008	496	
	1011	1281	
	1020	3925	
	1021	951	
	1022	3511	
	1023	2151	
	Fixed Total	36043	
	Mobile	0001	103
		0002	100
0003		36	
0004		171	
0005		28	
0006		5	
0007		96	
0008		38	
0009		75	
0010		14	
0011		59	
0012		24	
0013		95	
0014		441	
0015		46	
0016		37	
0017		35	
0018		539	
0019		3	
0020		1281	
0021		3	
0022		638	
0023		4	
0024		27	
0025		147	
0026		17	
0027		27	
0028		18	
0029		38	
0030			
0031		109	
0032		7	
0033		16	
0034		39	
0035		45	
0036		17	
0037		45	
0038		114	
0040		37	
0041		19	
0042	29		
0043	185		
0044	41		
0045	266		
0046	71		
0047	78		
0048	12		
0049	40		
0050	48		
0051	60		
0052	28		
0053	288		

0054	200
0055	1437
0056	35
0057	123
0058	5
0059	339
0060	29
0061	451
0062	44
0063	113
0064	83
0065	74
0066	122
0067	5
0068	46
0069	2
0070	3
0071	70
0072	121
0073	466
0074	9
0075	14
0076	1
0077	160
0078	3
0079	2
0080	4
0081	268
0082	39
0083	507
0085	5
0086	
0087	28
0088	2
0089	62
0090	650
0091	145
0092	8
0093	24
0094	374
0095	13
0096	1
0097	13
0098	3
0099	5
0100	1
0101	21
0102	53
0103	2
0104	38
0105	34
0106	17
0107	2
0108	209
0109	2
0110	64
0111	149
0112	55
0114	73
0115	182
0116	2
0117	2
0118	2
0119	22
0120	84
Mobile Total	12861
Fixed and Mobile Total	48904

Adjudication from

Oct 6, 1999

to

Jun 30, 2000

		Type/Location	PROCEED
		0000	
		0001	874
		0002	1022
		0003	101
		0004	738
		0005	548
		0006	77
		0007	81
		0008	200
		0009	955
		0010	259
		0011	879
		0012	63
		0013	434
		0014	2642
		0015	208
		0016	305
		0017	118
		0018	2015
		0019	17
		0020	407
		0021	69
		0022	734
		0023	293
		0024	70
		0025	59
		0026	6
		0027	105
		Total	13279
	Mobile	0003	
		0005	6
		0008	
		0009	
		0014	
		0015	
		0016	
		0017	
		0027	
		022H	
		Mobile Total	
		Fixed and Mobile Total	13285

Adjudication from

Jul 1, 2011

to

Jun 30, 2012

Type/Location		PROCEED
Fixed	1001	4236
	1002	539
	1004	1066
	1006	3806
	1007	1072
	1008	190
	1011	175
	1020	764
	1021	102
	1022	4613
	1023	648
	1024	2587
	1025	1020
	1026N	3387
	1026S	4167
	1027S	4872
	1028	4078
	1029	4713
	1030	2769
	1031	1630
	1032N	85
	1032S	93
	1033N	174
	1033S	181
	1034	351
1035	146	
	Fixed Total	47464
Mobile	0001	11
	0002	76
	0003	2
	0004	61
	0005	9
	0006	2
	0007	10
	0008	4
	0009	18
	0010	2
	0011	13
	0012	13
	0013	58
	0014	49
	0015	9
	0016	7
	0017	40
	0018	100
	0020	252
	0021	3
	0022	265
	0023	1
	0024	3
	0026	5
0027	2	
0028	12	
0029	21	
0031	18	
0032	34	
0033	12	
0034	8	
0035	31	
0036	5	
0037	18	
0038	5	
0039	83	

0040	11
0041	22
0042	15
0043	119
0044	7
0045	96
0046	1
0047	78
0048	10
0049	4
0050	1
0051	24
0052	8
0053	211
0054	78
0055	268
0056	3
0057	64
0059	99
0060	26
0061	63
0062	8
0063	73
0064	23
0065	29
0066	17
0068	21
0069	
0071	4
0072	38
0073	129
0074	2
0075	5
0077	7
0078	1
0079	56
0080	16
0081	36
0082	69
0083	99
0087	26
0088	
0089	3
0090	507
0091	54
0093	8
0094	89
0095	2
0096	10
0097	1
0098	1
0099	1
0101	56
0102	295
0103	1
0104	27
0105	123
0106	12
0108	30
0109	1
0110	8
0111	121
0112	56
0114	104
0115	17
0116	

	0117	1
	0118	4
	0119	47
	0120	35
	0121	12
	0122	182
	0123	15
	0124	8
	0125	189
	0126	48
	0127	170
	0128	285
	0129	719
	0130	63
	0131	1
	0132	35
	0133	4
	0134	6
	0135	235
	0136	65
	0137	11
	0138	46
	0139	19
	0140	3
	0141	8
	0142	222
	0143	109
	0144	1
	0145	7
	0146	62
	0147	16
	0148	2
	0149	2
	0150	62
	0152	10
	0153	10
	0154	15
	0155	4
	0156	27
	0157	1
	0158	19
	0159	66
	0160	11
	0161	58
	0162	12
	0163	2
	0164	3
	0165	3
	0166	52
	0167	5
	0168	9
	0169	1
	0170	84
	0171	23
	0172	49
	0174	237
	0175	137
	0176	15
	Mobile Total	8203
Point to Point	2002	760
	2004	735
	Point to Point Total	1495
Fixed, Mobile & P2P Total		57162

Adjudication from Jul 1, 2012 to Jun 30, 2013

Type/Location	PROCEED	
Fixed	1001	5159
	1002	590
	1004	497
	1006	5519
	1007	1699
	1008	153
	1020	581
	1021	29
	1022	5093
	1023	1026
	1024	2512
	1025	581
	1026N	3589
	1026S	3477
	1027S	4576
	1028	4035
	1029	4493
	1030	2538
	1031	1150
	1032N	88
1032S	89	
1033N	165	
1033S	321	
1034	263	
1035	237	
Fixed Total	48460	
Mobile	0001	22
	0002	71
	0003	23
	0004	161
	0005	6
	0007	21
	0008	4
	0009	12
	0010	16
	0011	11
	0012	25
	0013	73
	0014	86
	0015	8
	0016	9
	0017	58
	0018	239
	0020	215
	0021	2
	0022	380
	0024	9
	0026	10
	0027	10
	0028	21
	0029	15
	0030	1
	0031	31
	0032	46
	0033	4
	0034	13
	0035	17
	0036	11
	0037	60
	0039	120
	0040	32
	0041	10
	0042	10
	0043	166
	0044	23
	0045	91
0046	9	
0047	29	
0048	13	
0049	3	
0050	12	
0051	26	
0052	5	
0053	182	
0054	147	
0055	400	
0056	5	
0057	83	
0059	80	
0060	37	
0061	102	
0062	13	
0064	19	
0065	11	
0066	20	
0067		
0068	22	
0069	2	
0071	2	
0072	49	
0073	116	
0074	2	
0077	11	
0078	2	
0079	74	

	0080	52
	0081	117
	0082	58
	0083	137
	0085	2
	0086	6
	0087	9
	0088	2
	0089	3
	0090	444
	0091	86
	0092	4
	0093	8
	0094	103
	0095	6
	0096	2
	0097	4
	0098	
	0099	1
	0100	1
	0101	89
	0102	375
	0103	1
	0104	51
	0105	111
	0106	39
	0108	2
	0109	1
	0110	28
	0111	189
	0112	132
	0114	104
	0115	28
	0116	3
	0117	3
	0118	13
	0119	62
	0120	54
	0121	22
	0122	532
	0123	22
	0124	6
	0125	110
	0126	48
	0127	211
	0128	357
	0129	191
	0130	91
	0131	4
	0132	58
	0133	10
	0134	13
	0135	123
	0136	90
	0137	6
	0138	100
	0139	36
	0140	7
	0141	14
	0142	72
	0143	48
	0144	
	0145	5
	0146	41
	0147	14
	0149	1
	0150	21
	0151	1
	0152	37
	0153	11
	0154	14
	0155	8
	0156	41
	0158	1
	0159	77
	0160	4
	0161	33
	0162	7
	0163	1
	0164	19
	0165	17
	0166	83
	0167	4
	0168	14
	0170	79
	0171	23
	0172	95
	0174	215
	0175	72
	0176	14
	Mobile Total	9071
Point to Point	2002	1287
	2004	1485
	Point to Point Total	2772
Fixed, Mobile & P2P Total		60303

Adjudication from

Jul 1, 2013

to

Sep 13, 2013

Type/Location		PROCEED
Fixed	1001	848
	1002	113
	1006	1657
	1007	347
	1008	39
	1020	144
	1021	5
	1022	1054
	1023	195
	1024	489
	1025	123
	1026N	632
	1026S	699
	1027S	886
	1028	727
	1029	752
	1030	484
	1031	238
	1032N	21
	1032S	19
	1033N	33
1033S	39	
1034	67	
1035	49	
	Fixed Total	9660
Mobile	0001	10
	0002	10
	0004	34
	0005	2
	0007	5
	0009	3
	0010	2
	0011	
	0012	2
	0013	1
	0014	13
	0015	3
	0017	22
	0018	46
	0020	84
	0021	4
	0022	58
	0024	3
	0026	2
	0027	
	0028	3
0029	10	
0031	9	
0032	2	
0033	1	
0036	3	
0037	4	
0039	20	
0040	11	
0042	1	

0043	36
0044	2
0045	25
0046	1
0047	14
0048	2
0050	1
0051	3
0052	3
0053	30
0054	32
0055	65
0057	19
0059	35
0060	9
0061	3
0062	5
0064	8
0065	4
0066	11
0068	8
0072	35
0073	12
0077	1
0078	1
0079	19
0080	7
0081	22
0082	4
0083	10
0087	8
0089	3
0091	16
0092	1
0093	9
0094	16
0096	3
0098	
0101	3
0102	46
0103	4
0104	16
0105	23
0106	9
0108	1
0110	4
0111	38
0112	26
0114	31
0115	10
0116	
0117	1
0118	
0119	11
0120	8
0121	1
0122	84
0125	24

	0126	19
	0127	47
	0128	32
	0129	34
	0130	27
	0132	10
	0134	1
	0135	20
	0136	10
	0138	13
	0139	6
	0142	128
	0143	13
	0144	2
	0145	1
	0146	5
	0150	2
	0152	24
	0153	14
	0156	7
	0159	18
	0161	5
	0164	2
	0165	3
	0166	14
	0169	2
	0170	10
	0171	5
	0172	12
	0174	23
	0175	2
	0176	5
	Mobile Total	1707
Point to Point	2002	272
	2004	266
	2006	1
	2008	2
	Point to Point Total	541
Fixed, Mobile & P2P Total		11908

Adjudication from

Jul 1, 2000

to

Jun 30, 2001

Type/Location	PROCEED
0001	1188
0002	616
0003	92
0004	1734
0005	458
0006	40
0007	89
0008	414
0009	676
0010	89
0011	639
0012	157
0013	502
0014	3088
0015	109
0016	119
0017	142
0018	1316
0019	13
0020	1237
0021	25
0022	503
0023	202
0024	36
0025	21
0026	26
0027	82
0028	24
0029	377
0031	665
0032	123
0033	2
0034	269
0035	856
0036	305
0037	554
0038	73
0039	66
0040	213
0041	79
0042	227
0043	75
0044	130
0045	141
0046	254
0047	341
0048	81
0049	146
0050	83
0051	324
0052	14
0053	234
0054	145
0055	73
0056	21
0057	542
0058	41
0059	1313
0060	394
0061	1626
0062	141

	0063	1573
	0064	144
	0065	3120
	0066	1102
	0067	3
	Total	29507
Fixed	1002	8412
	1003	94
	1004	3005
	Fixed Total	11511
Fixed, Mobile & P2P Total		41018

Adjudication from

Jul 1, 2007

to

Jun 30, 2008

Type/Location		PROCEED
Fixed	1001	4848
	1002	1588
	1004	2319
	1006	5953
	1007	812
	1008	353
	1011	726
	1020	2279
	1021	375
	1022	5714
	1023	3314
	1024	3879
	1025	2666
	1026S	583
	1027S	568
	1028	862
	1029	762
	1030	67
	1031	11733
	1034	3203
1035	3835	
	Fixed Total	56439
Mobile	0001	58
	0002	96
	0003	16
	0004	169
	0005	17
	0006	4
	0007	39
	0008	24
	0009	38
	0010	14
	0011	32
	0012	32
	0013	18
	0014	226
	0015	25
	0016	12
	0017	33
	0018	292
	0019	2
	0020	753
	0021	2
	0022	461
	0023	2
	0024	5
	0025	43
	0026	3
	0027	11
	0028	11
	0029	26
	0030	1
	0031	34
	0032	3
0033	13	
0034	16	
0035	58	
0036	17	
0037	28	
0038	60	
0040	22	
0041	9	
0042	22	
0044	23	
0045	181	
0046	43	
0047	44	

0048	7
0049	17
0050	36
0051	45
0052	7
0053	214
0054	146
0055	736
0056	8
0057	113
0058	1
0059	160
0060	15
0061	105
0062	8
0063	93
0064	49
0065	35
0066	73
0067	2
0068	46
0071	65
0072	61
0073	266
0074	1
0075	10
0077	72
0078	3
0080	6
0081	110
0082	59
0083	349
0085	2
0087	17
0088	3
0089	10
0090	1421
0091	73
0092	4
0093	11
0094	275
0095	9
0096	2
0097	12
0098	2
0099	8
0100	7
0101	22
0102	280
0103	22
0104	53
0105	134
0106	21
0107	3
0108	159
0109	2
0110	41
0111	133
0112	45
0114	84
0115	63
0116	3
0118	1
0119	101
0120	88
Mobile Total	9067
Fixed and Mobile Total	65506

Adjudication from

Jul 1, 2008

to

Jun 30, 2009

Type/Location		PROCEED
Fixed	1001	3533
	1002	720
	1004	1921
	1006	5249
	1007	1004
	1008	170
	1011	484
	1020	1798
	1021	345
	1022	7986
	1023	1368
	1024	4192
	1025	445
	1026N	6001
	1026S	8814
	1027N	862
	1027S	4191
	1028	7649
	1029	11035
	1030	6251
	1031	3949
	1032N	256
	1032S	247
	1033N	657
1033S	233	
1034	791	
1035	910	
	Fixed Total	81061
Mobile	0001	83
	0002	55
	0003	23
	0004	153
	0005	31
	0006	1
	0007	34
	0008	21
	0009	18
	0010	13
	0011	44
	0012	13
	0013	49
	0014	197
	0015	12
	0016	22
	0017	41
	0018	275
	0020	438
	0022	403
	0023	5
	0024	31
	0025	5
	0026	1
	0027	11

0028	5
0029	31
0030	1
0031	30
0032	5
0033	12
0034	66
0035	35
0036	9
0037	39
0038	41
0040	17
0041	6
0042	15
0044	29
0045	105
0046	25
0047	81
0048	7
0049	10
0050	26
0051	28
0052	5
0053	226
0054	140
0055	618
0056	4
0057	133
0059	186
0060	22
0061	75
0062	12
0063	140
0064	42
0065	82
0066	93
0067	2
0068	28
0069	1
0071	41
0072	32
0073	348
0074	7
0075	24
0076	3
0077	112
0078	
0079	19
0080	13
0081	80
0082	83
0083	329
0086	3
0087	9
0088	2
0089	6

0090	1490
0091	56
0092	8
0093	20
0094	167
0095	5
0096	2
0097	5
0098	1
0100	2
0101	22
0102	247
0103	15
0104	142
0106	28
0107	1
0108	82
0109	1
0110	32
0111	143
0112	28
0115	56
0116	2
0117	2
0118	1
0119	101
0120	99
Mobile Total	8280
Fixed and Mobile Total	89341

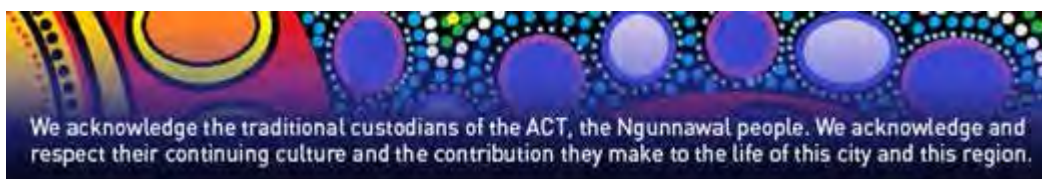
From: [Davidson, Geoffrey](#)
To: [Mike Bambach](#)
Subject: FW: Vehicle counts Poltech
Date: Wednesday, 23 April 2014 4:22:00 PM
Attachments: [Stats for Poltech 06 to 09 2007.xls](#)
[Stats for Poltech 2014.xlsx](#)
[Stats for Poltech 2013.xls](#)
[Stats for poltech 2009 .xls](#)
[Stats Poltech 2012.xls](#)
[Stats for Poltech 2011 .xlsx](#)
[Stats for Poltech 2010.xls](#)
[Stats Poltech 2008.xls](#)

Geoffrey Davidson | [Manager, Road Safety](#)

Legislation, Policy & Programs | Justice and Community Safety Directorate | **ACT Government**

Level 2, 12 Moore Street, CANBERRA CITY ACT 2601 | [GPO Box 158, CANBERRA ACT 2608](#)

[Telephone](#) (02) 620 77195 | [Facsimile](#) (02) 620 50937



From: Stone, Gordon
Sent: Wednesday, 23 April 2014 2:04 PM
To: Davidson, Geoffrey
Cc: Swale, Brett
Subject: Vehicle counts Poltech

Geoff,

Attached are the vehicle counts per site for the old camera devices, (how many vehicles pass the camera) this information is recorded manually only when a team member dialled into the device. The new cameras did not commence collecting vehicle counts until 2010 onwards. The oracle data base had stopped working no one could fix it and it slipped by the way side.

I have to run a conversion so it has a total number per day per site for all GATSO devices.

Regards

Gordon

From: Stone, Gordon
Sent: Wednesday, 23 April 2014 1:48 PM
To: Davidson, Geoffrey
Subject: Fixed site Inf count

Hi Geoff,

Attached are spread sheets all locations, proceed (Actioned) infringements , I will have to try and gather all vehicle counts to assist with this data.

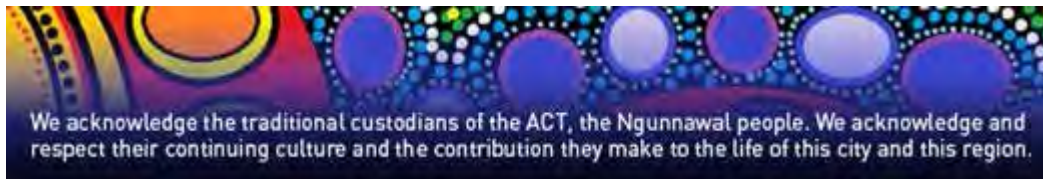
Regards

Gordon

From: Davidson, Geoffrey
Sent: Tuesday, 22 April 2014 1:04 PM
To: Stone, Gordon
Subject: RE: Fixed site data 2007 calander year

thanks

Geoffrey Davidson | [Manager, Road Safety](#)
Legislation, Policy & Programs | Justice and Community Safety Directorate | **ACT Government**
Level 2, 12 Moore Street, CANBERRA CITY ACT 2601 | [GPO Box 158, CANBERRA ACT 2608](#)
[Telephone](#) (02) 620 77195 | [Facsimile](#) (02) 620 50937



From: Stone, Gordon
Sent: Tuesday, 22 April 2014 12:42 PM
To: Davidson, Geoffrey
Subject: RE: Fixed site data 2007 calander year

2007

From: Davidson, Geoffrey
Sent: Tuesday, 22 April 2014 9:42 AM
To: Stone, Gordon
Subject: FW: Fixed site data for evaluation

Hi Gordon

Do you have an estimated delivery date?

Geoff

Geoffrey Davidson | [Manager, Road Safety](#)
Legislation, Policy & Programs | Justice and Community Safety Directorate | **ACT Government**
Level 2, 12 Moore Street, CANBERRA CITY ACT 2601 | [GPO Box 158, CANBERRA ACT 2608](#)
[Telephone](#) (02) 620 77195 | [Facsimile](#) (02) 620 50937



From: Mike Bambach [<mailto:>]
Sent: Thursday, 17 April 2014 5:07 PM
To: Davidson, Geoffrey
Subject: RE: Fixed site data for evaluation

Hi Geoff, just a reminder – please send through the other years data for the fixed camera sites – sometime next week would be great,
Thanks,
Have a good long-weekend!
Mike

From: Davidson, Geoffrey [<mailto:Geoffrey.Davidson@act.gov.au>]
Sent: Monday, 14 April 2014 5:58 PM
To: Mike Bambach
Subject: FW: Fixed site data for evaluation

Here you go Mike

Geoffrey Davidson | [Manager, Road Safety](#)
Legislation, Policy & Programs | Justice and Community Safety Directorate | **ACT Government**
Level 2, 12 Moore Street, CANBERRA CITY ACT 2601 | [GPO Box 158, CANBERRA ACT 2608](#)
[Telephone](#) (02) 620 77195 | [Facsimile](#) (02) 620 50937



From: Stone, Gordon
Sent: Monday, 14 April 2014 2:43 PM
To: Davidson, Geoffrey
Subject: Fixed site data for evaluation

Hi Geoff

The attachments with 1st, 2nd, 3rd quarter are from 1999 to June 2000, there is a excel spread sheet for financial year 2000-2001 don't know how accurate it is. I will send you spread sheets per calendar year. Some years only have excel sheets for each site and only vehicle counts no infringement counts.

Regards

Gordon

Gordon Stone
Manager
ACT Traffic Camera Office
Transport Regulation | Justice and Community Safety Directorate | ACT Government
13 – 15 Challis St, DICKSON ACT 2602 | PO Box 582, DICKSON ACT 2602
[Telephone](#) (02) 6207 5770 | [Facsimile](#) (02) 6207 7287

This email, and any attachments, may be confidential and also privileged. If you are not

the intended recipient, please notify the sender and delete all copies of this transmission along with any attachments immediately. You should not copy or use it for any purpose, nor disclose its contents to any other person.

Total vehicles counted for July	2455108
Total vehicles counted for August	2567499
Total vehicles counted for September	2512833
Total vehicles counted for October	2696808
Total vehicles counted for November	2527589
Total vehicles counted for December	2423045
Total vehicles from July 07 to December 07	15,182,882

Date	Site Location	Vehicle Count	Infringement Count	Date	Site Location	Vehicle Count	Infringement Count	Date	Site Location	Vehicle Count	Infringement Count	Date	Site Location	Vehicle Count	Infringement Count	Date	Site Location	Vehicle Count	Infringement Count			
01/01/2014	1002			01/01/2014	1004			01/01/2014	1008			01/01/2014	1011	Down		01/01/2014	1020					
02/01/2014	1002	9349	0	02/01/2014	1004	Turned Off		02/01/2014	1008	9243	1	02/01/2014	1011	Down		02/01/2014	1020	5188	1			
03/01/2014	1002	10567	1	03/01/2014	1004			03/01/2014	1008	79687	1	03/01/2014	1011	Down		03/01/2014	1020	4461	3			
04/01/2014	1002			04/01/2014	1004			04/01/2014	1008			04/01/2014	1011	Down		04/01/2014	1020					
05/01/2014	1002			05/01/2014	1004			05/01/2014	1008			05/01/2014	1011	Down		05/01/2014	1020					
06/01/2014	1002			06/01/2014	1004			06/01/2014	1008			06/01/2014	1011	Down		06/01/2014	1020					
07/01/2014	1002	16111	0	07/01/2014	1004			07/01/2014	1008	20404	2	07/01/2014	1011	Down		07/01/2014	1020	11897	5			
08/01/2014	1002	4533	0	08/01/2014	1004			08/01/2014	1008	6797	0	08/01/2014	1011	Down		08/01/2014	1020	3831	1			
09/01/2014	1002	13669	3	09/01/2014	1004			09/01/2014	1008	11542	0	09/01/2014	1011	Down		09/01/2014	1020	6323	2			
10/01/2014	1002	3968	1	10/01/2014	1004			10/01/2014	1008	2252	0	10/01/2014	1011	Down		10/01/2014	1020	1935	1			
11/01/2014	1002			11/01/2014	1004			11/01/2014	1008			11/01/2014	1011	Down		11/01/2014	1020					
12/01/2014	1002			12/01/2014	1004			12/01/2014	1008			12/01/2014	1011	Down		12/01/2014	1020					
13/01/2014	1002			13/01/2014	1004			13/01/2014	1008			13/01/2014	1011	Down		13/01/2014	1020					
14/01/2014	1002			14/01/2014	1004			14/01/2014	1008			14/01/2014	1011	Down		14/01/2014	1020					
15/01/2014	1002			15/01/2014	1004			15/01/2014	1008			15/01/2014	1011	Down		15/01/2014	1020					
16/01/2014	1002			16/01/2014	1004			16/01/2014	1008			16/01/2014	1011	Down		16/01/2014	1020					
17/01/2014	1002			17/01/2014	1004			17/01/2014	1008			17/01/2014	1011	Down		17/01/2014	1020					
18/01/2014	1002			18/01/2014	1004			18/01/2014	1008			18/01/2014	1011	Down		18/01/2014	1020					
19/01/2014	1002			19/01/2014	1004			19/01/2014	1008			19/01/2014	1011	Down		19/01/2014	1020					
20/01/2014	1002	10232	3	20/01/2014	1004			20/01/2014	1008	22005	4	20/01/2014	1011	Down		20/01/2014	1020	13031	7			
21/01/2014	1002			21/01/2014	1004			21/01/2014	1008			21/01/2014	1011	Down		21/01/2014	1020					
22/01/2014	1002			22/01/2014	1004			22/01/2014	1008			22/01/2014	1011	Down		22/01/2014	1020					
23/01/2014	1002			23/01/2014	1004			23/01/2014	1008			23/01/2014	1011	Down		23/01/2014	1020					
24/01/2014	1002			24/01/2014	1004			24/01/2014	1008			24/01/2014	1011	Down		24/01/2014	1020					
25/01/2014	1002			25/01/2014	1004			25/01/2014	1008			25/01/2014	1011	Down		25/01/2014	1020					
26/01/2014	1002			26/01/2014	1004			26/01/2014	1008			26/01/2014	1011	Down		26/01/2014	1020					
27/01/2014	1002			27/01/2014	1004			27/01/2014	1008			27/01/2014	1011	Down		27/01/2014	1020					
28/01/2014	1002			28/01/2014	1004			28/01/2014	1008			28/01/2014	1011	Down		28/01/2014	1020					
29/01/2014	1002			29/01/2014	1004			29/01/2014	1008			29/01/2014	1011	Down		29/01/2014	1020					
30/01/2014	1002			30/01/2014	1004			30/01/2014	1008			30/01/2014	1011	Down		30/01/2014	1020					
31/01/2014	1002			31/01/2014	1004			31/01/2014	1008			31/01/2014	1011	Down		31/01/2014	1020					
		53894	8			0	0			151930	8			0	0			46666	20		0	0

Date	Site Location	Vehicle Count	Infringement Count	Date	Site Location	Vehicle Count	Infringement Count	Date	Site Location	Vehicle Count	Infringement Count	Date	Site Location	Vehicle Count	Infringement Count	Date	Site Location	Vehicle Count	Infringement Count
01/03/2014	1002			01/03/2014	1004			01/03/2014	1008	Down		01/03/2014	1011	Down		01/03/2014	1020		
02/03/2014	1002			02/03/2014	1004	Turned Off		02/03/2014	1008	Down		02/03/2014	1011	Down		02/03/2014	1020		
03/03/2014	1002			03/03/2014	1004			03/03/2014	1008	Down		03/03/2014	1011	Down		03/03/2014	1020		
04/03/2014	1002			04/03/2014	1004			04/03/2014	1008	Down		04/03/2014	1011	Down		04/03/2014	1020		
05/03/2014	1002			05/03/2014	1004			05/03/2014	1008	Down		05/03/2014	1011	Down		05/03/2014	1020		
06/03/2014	1002			06/03/2014	1004			06/03/2014	1008	Down		06/03/2014	1011	Down		06/03/2014	1020		
07/03/2014	1002			07/03/2014	1004			07/03/2014	1008	Down		07/03/2014	1011	Down		07/03/2014	1020		
08/03/2014	1002			08/03/2014	1004			08/03/2014	1008	Down		08/03/2014	1011	Down		08/03/2014	1020		
09/03/2014	1002			09/03/2014	1004			09/03/2014	1008	Down		09/03/2014	1011	Down		09/03/2014	1020		
10/03/2014	1002			10/03/2014	1004			10/03/2014	1008	Down		10/03/2014	1011	Down		10/03/2014	1020		
11/03/2014	1002			11/03/2014	1004			11/03/2014	1008	Down		11/03/2014	1011	Down		11/03/2014	1020		
12/03/2014	1002			12/03/2014	1004			12/03/2014	1008	Down		12/03/2014	1011	Down		12/03/2014	1020		
13/03/2014	1002			13/03/2014	1004			13/03/2014	1008	Down		13/03/2014	1011	Down		13/03/2014	1020		
14/03/2014	1002			14/03/2014	1004			14/03/2014	1008	Down		14/03/2014	1011	Down		14/03/2014	1020		
15/03/2014	1002			15/03/2014	1004			15/03/2014	1008	Down		15/03/2014	1011	Down		15/03/2014	1020		
16/03/2014	1002			16/03/2014	1004			16/03/2014	1008	Down		16/03/2014	1011	Down		16/03/2014	1020		
17/03/2014	1002			17/03/2014	1004			17/03/2014	1008	Down		17/03/2014	1011	Down		17/03/2014	1020		
18/03/2014	1002			18/03/2014	1004			18/03/2014	1008	Down		18/03/2014	1011	Down		18/03/2014	1020		
19/03/2014	1002			19/03/2014	1004			19/03/2014	1008	Down		19/03/2014	1011	Down		19/03/2014	1020		
20/03/2014	1002			20/03/2014	1004			20/03/2014	1008	Down		20/03/2014	1011	Down		20/03/2014	1020		
21/03/2014	1002			21/03/2014	1004			21/03/2014	1008	Down		21/03/2014	1011	Down		21/03/2014	1020		
22/03/2014	1002			22/03/2014	1004			22/03/2014	1008	Down		22/03/2014	1011	Down		22/03/2014	1020		
23/03/2014	1002			23/03/2014	1004			23/03/2014	1008	Down		23/03/2014	1011	Down		23/03/2014	1020		
24/03/2014	1002			24/03/2014	1004			24/03/2014	1008	Down		24/03/2014	1011	Down		24/03/2014	1020		
25/03/2014	1002			25/03/2014	1004			25/03/2014	1008	Down		25/03/2014	1011	Down		25/03/2014	1020		
26/03/2014	1002			26/03/2014	1004			26/03/2014	1008	Down		26/03/2014	1011	Down		26/03/2014	1020		
27/03/2014	1002	TURNED OFF		27/03/2014	1004			27/03/2014	1008	Down		27/03/2014	1011	Down		27/03/2014	1020		
28/03/2014	1002			28/03/2014	1004			28/03/2014	1008	Down		28/03/2014	1011	Down		28/03/2014	1020		
29/03/2014	1002			29/03/2014	1004			29/03/2014	1008	Down		29/03/2014	1011	Down		29/03/2014	1020		
30/03/2014	1002			30/03/2014	1004			30/03/2014	1008	Down		30/03/2014	1011	Down		30/03/2014	1020		
31/03/2014	1002			31/03/2014	1004			31/03/2014	1008	Down		31/03/2014	1011	Down		31/03/2014	1020	12228	6
		0	0			0	0			0	0			0	0			0	0

Date	Site Location	Vehicle Count	Infringement Count
01/04/2014	1002		
02/04/2014	1002		
03/04/2014	1002		
04/04/2014	1002		
05/04/2014	1002		
06/04/2014	1002		
07/04/2014	1002		
08/04/2014	1002		
09/04/2014	1002		
10/04/2014	1002		
11/04/2014	1002		
12/04/2014	1002		
13/04/2014	1002		
14/04/2014	1002		
15/04/2014	1002		
16/04/2014	1002		
17/04/2014	1002		
18/04/2014	1002		
19/04/2014	1002		
20/04/2014	1002		
21/04/2014	1002		
22/04/2014	1002		
23/04/2014	1002		
24/04/2014	1002		
25/04/2014	1002		
26/04/2014	1002		
27/04/2014	1002		
28/04/2014	1002		
29/04/2014	1002		
30/04/2014	1002		
01/05/2014	1002	0	0

Date	Site Location	Vehicle Count	Infringement Count
01/04/2014	1004		
02/04/2014	1004	Turned Off	
03/04/2014	1004		
04/04/2014	1004		
05/04/2014	1004		
06/04/2014	1004		
07/04/2014	1004		
08/04/2014	1004		
09/04/2014	1004		
10/04/2014	1004		
11/04/2014	1004		
12/04/2014	1004		
13/04/2014	1004		
14/04/2014	1004		
15/04/2014	1004		
16/04/2014	1004		
17/04/2014	1004		
18/04/2014	1004		
19/04/2014	1004		
20/04/2014	1004		
21/04/2014	1004		
22/04/2014	1004		
23/04/2014	1004		
24/04/2014	1004		
25/04/2014	1004		
26/04/2014	1004		
27/04/2014	1004		
28/04/2014	1004		
29/04/2014	1004		
30/04/2014	1004		
01/05/2014	1004	0	0

Date	Site Location	Vehicle Count	Infringement Count
01/04/2014	1008	Down	
02/04/2014	1008	Down	
03/04/2014	1008	Down	
04/04/2014	1008	Down	
05/04/2014	1008	Down	
06/04/2014	1008	Down	
07/04/2014	1008	Down	
08/04/2014	1008	Down	
09/04/2014	1008	Down	
10/04/2014	1008	Down	
11/04/2014	1008	Down	
12/04/2014	1008	Down	
13/04/2014	1008	Down	
14/04/2014	1008	Down	
15/04/2014	1008	Down	
16/04/2014	1008	Down	
17/04/2014	1008	Down	
18/04/2014	1008	Down	
19/04/2014	1008	Down	
20/04/2014	1008	Down	
21/04/2014	1008	Down	
22/04/2014	1008	Down	
23/04/2014	1008	Down	
24/04/2014	1008	Down	
25/04/2014	1008	Down	
26/04/2014	1008	Down	
27/04/2014	1008	Down	
28/04/2014	1008	Down	
29/04/2014	1008	Down	
30/04/2014	1008	Down	
01/05/2014	1008	Down	0

Date	Site Location	Vehicle Count	Infringement Count
01/04/2014	1011	Down	
02/04/2014	1011	Down	
03/04/2014	1011	Down	
04/04/2014	1011	Down	
05/04/2014	1011	Down	
06/04/2014	1011	Down	
07/04/2014	1011	Down	
08/04/2014	1011	Down	
09/04/2014	1011	Down	
10/04/2014	1011	Down	
11/04/2014	1011	Down	
12/04/2014	1011	Down	
13/04/2014	1011	Down	
14/04/2014	1011	Down	
15/04/2014	1011	Down	
16/04/2014	1011	Down	
17/04/2014	1011	Down	
18/04/2014	1011	Down	
19/04/2014	1011	Down	
20/04/2014	1011	Down	
21/04/2014	1011	Down	
22/04/2014	1011	Down	
23/04/2014	1011	Down	
24/04/2014	1011	Down	
25/04/2014	1011	Down	
26/04/2014	1011	Down	
27/04/2014	1011	Down	
28/04/2014	1011	Down	
29/04/2014	1011	Down	
30/04/2014	1011	Down	
01/05/2014	1011	Down	0

Date	Site Location	Vehicle Count	Infringement Count
01/04/2014	1020		
02/04/2014	1020		
03/04/2014	1020		
04/04/2014	1020		
05/04/2014	1020		
06/04/2014	1020		
07/04/2014	1020		
08/04/2014	1020		
09/04/2014	1020		
10/04/2014	1020		
11/04/2014	1020		
12/04/2014	1020		
13/04/2014	1020		
14/04/2014	1020		
15/04/2014	1020	18796	11
16/04/2014	1020		
17/04/2014	1020		
18/04/2014	1020		
19/04/2014	1020		
20/04/2014	1020		
21/04/2014	1020		
22/04/2014	1020		
23/04/2014	1020		
24/04/2014	1020		
25/04/2014	1020		
26/04/2014	1020		
27/04/2014	1020		
28/04/2014	1020		
29/04/2014	1020		
30/04/2014	1020		
01/05/2014	1020	18796	11

Date	Site Location	Vehicle Count	Infringement Count
01/04/2013	1021		
02/04/2013	1021	Turned Off	
03/04/2013	1021		
04/04/2013	1021		
05/04/2013	1021		
06/04/2013	1021		
07/04/2013	1021		
08/04/2013	1021		
09/04/2013	1021		
10/04/2013	1021		
11/04/2013	1021		
12/04/2013	1021		
13/04/2013	1021		
14/04/2013	1021		
15/04/2013	1021		
16/04/2013	1021		
17/04/2013	1021		
18/04/2013	1021		
19/04/2013	1021		
20/04/2013	1021		
21/04/2013	1021		
22/04/2013	1021		
23/04/2013	1021		
24/04/2013	1021		
25/04/2013	1021		
26/04/2013	1021		
27/04/2013	1021		
28/04/2013	1021		
29/04/2013	1021		
30/04/2013	1021		
01/05/2013	1021	0	0

Site Location	Vehicle Count	Infringement Count
1004		
1004	1024	0
1004	0	0
1004	1477	4
1004		
1004		
1004	Nothing recorded	
1004	5292	2
1004	4783	3
1004	0	0
1004	889	0
1004		
1004		
1004	23	
1004	0	0
1004	0	0
1004	0	0
1004	0	0
1004	0	0
1004		
1004		
1004	0	0
1004	0	0
1004	0	0
1004		
1004		
1004	0	0
1004	0	0
1004	0	0
	13488	9

Date	Site Location	Vehicle Count	Infringement Count
01/01/2013	1008		
02/01/2013	1008	8631	1
03/01/2013	1008	5903	0
04/01/2013	1008	7457	1
05/01/2013	1008		
06/01/2013	1008		
07/01/2013	1008	not available	
08/01/2013	1008	7171	0
09/01/2013	1008	6429	2
10/01/2013	1008	7150	20
11/01/2013	1008	6496	1
12/01/2013	1008		
13/01/2013	1008		
14/01/2013	1008	18963	5
15/01/2013	1008	6735	0
16/01/2013	1008	6809	0
17/01/2013	1008	8221	1
18/01/2013	1008	7110	0
19/01/2013	1008		
20/01/2013	1008		
21/01/2013	1008	20343	1
22/01/2013	1008	6327	0
23/01/2013	1008	2286	0
24/01/2013	1008	5268	1
25/01/2013	1008	0	0
26/01/2013	1008		
27/01/2013	1008		
28/01/2013	1008		
29/01/2013	1008	30393	1
30/01/2013	1008	6698	0
31/01/2013	1008	0	
		168390	34

Date	Site Location	Vehicle Count	Infringement Count
01/01/2013	1011	down	
02/01/2013	1011	down	
03/01/2013	1011	down	
04/01/2013	1011	down	
05/01/2013	1011	down	
06/01/2013	1011	down	
07/01/2013	1011	down	
08/01/2013	1011	down	
09/01/2013	1011	down	
10/01/2013	1011	down	
11/01/2013	1011	down	
12/01/2013	1011	down	
13/01/2013	1011	down	
14/01/2013	1011	down	
15/01/2013	1011	down	
16/01/2013	1011	down	
17/01/2013	1011	down	
18/01/2013	1011	down	
19/01/2013	1011	down	
20/01/2013	1011	down	
21/01/2013	1011	down	
22/01/2013	1011	down	
23/01/2013	1011	down	
24/01/2013	1011	down	
25/01/2013	1011	down	
26/01/2013	1011	down	
27/01/2013	1011	down	
28/01/2013	1011	down	
29/01/2013	1011	down	
30/01/2013	1011	down	
31/01/2013	1011	down	
		0	0

Date	Site Location	Vehicle Count	Infringement Count
01/01/2013	1020		
02/01/2013	1020	5251	8
03/01/2013	1020	3394	3
04/01/2013	1020	4352	3
05/01/2013	1020		
06/01/2013	1020		
07/01/2013	1020	9273	9
08/01/2013	1020	4136	3
09/01/2013	1020	4272	4
10/01/2013	1020	4427	2
11/01/2013	1020	4821	5
12/01/2013	1020		
13/01/2013	1020		
14/01/2013	1020	11515	8
15/01/2013	1020	4339	0
16/01/2013	1020	4308	1
17/01/2013	1020	5407	3
18/01/2013	1020	4496	3
19/01/2013	1020		
20/01/2013	1020		
21/01/2013	1020	12283	10
22/01/2013	1020	4009	1
23/01/2013	1020	4342	3
24/01/2013	1020	3529	0
25/01/2013	1020	4342	3
26/01/2013	1020		
27/01/2013	1020		
28/01/2013	1020		
29/01/2013	1020	15608	12
30/01/2013	1020	4291	1
31/01/2013	1020	5079	3
		123474	85

Date	Site Location	Vehicle Count	Infringement Count
01/01/2013	1021		
02/01/2013	1021	2636	0
03/01/2013	1021	1819	0
04/01/2013	1021	2461	0
05/01/2013	1021		
06/01/2013	1021		
07/01/2013	1021	3036	0
08/01/2013	1021	1487	1
09/01/2013	1021	1626	0
10/01/2013	1021	1834	0
11/01/2013	1021	4555	0
12/01/2013	1021		
13/01/2013	1021		
14/01/2013	1021	12313	0
15/01/2013	1021	5232	0
16/01/2013	1021	5083	0
17/01/2013	1021	4650	0
18/01/2013	1021	5052	0
19/01/2013	1021		
20/01/2013	1021		
21/01/2013	1021	13504	0
22/01/2013	1021	4046	1
23/01/2013	1021	2288	0
24/01/2013	1021	1797	0
25/01/2013	1021	2288	0
26/01/2013	1021		
27/01/2013	1021		
28/01/2013	1021		
29/01/2013	1021	4778	0
30/01/2013	1021	600	0
31/01/2013	1021	947	0
		82032	2

Date	Site Location	Vehicle Count	Infringement Count
01/02/2013	1002	10589	0
02/02/2013	1002		
03/02/2013	1002		
04/02/2013	1002	24200	4
05/02/2013	1002	8398	4
06/02/2013	1002	10154	2
07/02/2013	1002	11543	2
08/02/2013	1002	11426	1
09/02/2013	1002		
10/02/2013	1002		
11/02/2013	1002	5386	4
12/02/2013	1002	8760	0
13/02/2013	1002	10546	7
14/02/2013	1002	11406	0
15/02/2013	1002	10788	3
16/02/2013	1002		
17/02/2013	1002		
18/02/2013	1002	29342	9
19/02/2013	1002	9155	0
20/02/2013	1002	10246	0
21/02/2013	1002	10475	4
22/02/2013	1002	11018	3
23/02/2013	1002		
24/02/2013	1002		
25/02/2013	1002	29213	11
26/02/2013	1002	4451	3
27/02/2013	1002	7478	4
28/02/2013	1002	9891	2
		244465	63

Date	Site Location	Vehicle Count	Infringement Count
01/02/2013	1004	0	0
02/02/2013	1004		
03/02/2013	1004		
04/02/2013	1004	DOWN	DOWN
05/02/2013	1004	DOWN	DOWN
06/02/2013	1004	DOWN	DOWN
07/02/2013	1004	DOWN	DOWN
08/02/2013	1004	DOWN	DOWN
09/02/2013	1004		
10/02/2013	1004		
11/02/2013	1004	DOWN	DOWN
12/02/2013	1004	DOWN	DOWN
13/02/2013	1004	DOWN	DOWN
14/02/2013	1004	DOWN	DOWN
15/02/2013	1004	DOWN	DOWN
16/02/2013	1004		
17/02/2013	1004		
18/02/2013	1004	DOWN	DOWN
19/02/2013	1004	DOWN	DOWN
20/02/2013	1004	DOWN	DOWN
21/02/2013	1004	DOWN	DOWN
22/02/2013	1004	DOWN	DOWN
23/02/2013	1004		
24/02/2013	1004		
25/02/2013	1004	DOWN	DOWN
26/02/2013	1004	DOWN	DOWN
27/02/2013	1004	DOWN	DOWN
28/02/2013	1004	DOWN	DOWN
		0	0

Date	Site Location	Vehicle Count	Infringement Count
01/02/2013	1008	8840	1
02/02/2013	1008		
03/02/2013	1008		
04/02/2013	1008	20459	0
05/02/2013	1008	6399	0
06/02/2013	1008	8358	0
07/02/2013	1008	9611	1
08/02/2013	1008	9035	0
09/02/2013	1008		
10/02/2013	1008		
11/02/2013	1008	20254	2
12/02/2013	1008	7829	0
13/02/2013	1008	8187	0
14/02/2013	1008	8783	0
15/02/2013	1008	7624	2
16/02/2013	1008		
17/02/2013	1008		
18/02/2013	1008	22784	0
19/02/2013	1008	6748	1
20/02/2013	1008	8423	0
21/02/2013	1008	7920	1
22/02/2013	1008	8659	0
23/02/2013	1008		
24/02/2013	1008		
25/02/2013	1008	20680	1
26/02/2013	1008	8076	1
27/02/2013	1008	8091	1
28/02/2013	1008	8389	0
		215149	11

Date	Site Location	Vehicle Count	Infringement Count
01/02/2013	1011	Down	
02/02/2013	1011	Down	
03/02/2013	1011	Down	
04/02/2013	1011	Down	
05/02/2013	1011	Down	
06/02/2013	1011	Down	
07/02/2013	1011	Down	
08/02/2013	1011	Down	
09/02/2013	1011	Down	
10/02/2013	1011	Down	
11/02/2013	1011	Down	
12/02/2013	1011	Down	
13/02/2013	1011	Down	
14/02/2013	1011	Down	
15/02/2013	1011	Down	
16/02/2013	1011	Down	
17/02/2013	1011	Down	
18/02/2013	1011	Down	
19/02/2013	1011	Down	
20/02/2013	1011	Down	
21/02/2013	1011	Down	
22/02/2013	1011	Down	
23/02/2013	1011	Down	
24/02/2013	1011	Down	
25/02/2013	1011	Down	
26/02/2013	1011	Down	
27/02/2013	1011	Down	
28/02/2013	1011	Down	
		0	0

Date	Site Location	Vehicle Count	Infringement Count
01/02/2013	1020	5494	2
02/02/2013	1020		
03/02/2013	1020		
04/02/2013	1020	12720	9
05/02/2013	1020	4334	4
06/02/2013	1020	5068	3
07/02/2013	1020	10234	7
08/02/2013	1020	5540	2
09/02/2013	1020		
10/02/2013	1020		
11/02/2013	1020	15368	9
12/02/2013	1020	5105	2
13/02/2013	1020	5355	1
14/02/2013	1020	4930	1
15/02/2013	1020	5446	4
16/02/2013	1020		
17/02/2013	1020		
18/02/2013	1020	14344	9
19/02/2013	1020	4296	0
20/02/2013	1020	4810	3
21/02/2013	1020	4856	0
22/02/2013	1020	5139	0
23/02/2013	1020		
24/02/2013	1020		
25/02/2013	1020	13082	6
26/02/2013	1020	4608	2
27/02/2013	1020	4913	1
28/02/2013	1020	5253	2
		140895	67

Date	Site Location	Vehicle Count	Infringement Count
01/02/2013	1021	1139	0
02/02/2013	1021		
03/02/2013	1021		
04/02/2013	1021	2221	0
05/02/2013	1021	600	0
06/02/2013	1021	0	0
07/02/2013	1021	1412	0
08/02/2013	1021	1417	0
09/02/2013	1021		
10/02/2013	1021		
11/02/2013	1021	3773	0
12/02/2013	1021	1027	0
13/02/2013	1021	915	0
14/02/2013	1021	1165	0
15/02/2013	1021	1526	0
16/02/2013	1021		
17/02/2013	1021		
18/02/2013	1021	4676	0
19/02/2013	1021	1623	1
20/02/2013	1021	2171	0
21/02/2013	1021	2065	0
22/02/2013	1021	1071	0
23/02/2013	1021		
24/02/2013	1021		
25/02/2013	1021	2224	0
26/02/2013	1021	568	1
27/02/2013	1021	358	0
28/02/2013	1021	227	0
		30178	2

Date	Site Location	Vehicle Count	Infringement Count
01/03/2013	1002	10738	1
02/03/2013	1002		
03/03/2013	1002		
04/03/2013	1002	31033	12
05/03/2013	1002	10668	0
06/03/2013	1002	8797	4
07/03/2013	1002	11740	4
08/03/2013	1002		
09/03/2013	1002		
10/03/2013	1002		
11/03/2013	1002	P/H	P/H
12/03/2013	1002	42601	22
13/03/2013	1002	9863	0
14/03/2013	1002	11644	0
15/03/2013	1002	12313	1
16/03/2013	1002		
17/03/2013	1002		
18/03/2013	1002	30065	9
19/03/2013	1002	10535	0
20/03/2013	1002	10567	0
21/03/2013	1002	11005	3
22/03/2013	1002	11088	1
23/03/2013	1002		
24/03/2013	1002		
25/03/2013	1002	28470	12
26/03/2013	1002		
27/03/2013	1002	8328	1
28/03/2013	1002	11253	1
29/03/2013	1002		
30/03/2013	1002		
31/03/2013	1002		
		161559	70

Date	Site Location	Vehicle Count	Infringement Count
01/03/2013	1004	Down	Down
02/03/2013	1004		
03/03/2013	1004		
04/03/2013	1004	Down	Down
05/03/2013	1004	Down	Down
06/03/2013	1004	Down	Down
07/03/2013	1004	Down	Down
08/03/2013	1004	Down	Down
09/03/2013	1004		
10/03/2013	1004		
11/03/2013	1004	Down	Down
12/03/2013	1004	Down	Down
13/03/2013	1004	Down	Down
14/03/2013	1004	Down	Down
15/03/2013	1004	Down	Down
16/03/2013	1004		
17/03/2013	1004		
18/03/2013	1004	Down	Down
19/03/2013	1004	Down	Down
20/03/2013	1004	Down	Down
21/03/2013	1004	Down	Down
22/03/2013	1004	Down	Down
23/03/2013	1004		
24/03/2013	1004		
25/03/2013	1004	Down	Down
26/03/2013	1004	Down	Down
27/03/2013	1004	Down	Down
28/03/2013	1004	Down	Down
29/03/2013	1004	Down	Down
30/03/2013	1004		
31/03/2013	1004		
		0	0

Date	Site Location	Vehicle Count	Infringement Count
01/03/2013	1008	8240	1
02/03/2013	1008		
03/03/2013	1008		
04/03/2013	1008	23630	2
05/03/2013	1008	8969	1
06/03/2013	1008	7079	2
07/03/2013	1008	10154	0
08/03/2013	1008		
09/03/2013	1008		
10/03/2013	1008		
11/03/2013	1008	P/H	P/H
12/03/2013	1008	32522	2
13/03/2013	1008	8442	1
14/03/2013	1008	9254	0
15/03/2013	1008	9898	1
16/03/2013	1008		
17/03/2013	1008		
18/03/2013	1008	21070	1
19/03/2013	1008	8635	0
20/03/2013	1008	8258	0
21/03/2013	1008	8641	0
22/03/2013	1008	8591	0
23/03/2013	1008		
24/03/2013	1008		
25/03/2013	1008	20976	0
26/03/2013	1008	9376	0
27/03/2013	1008	7925	2
28/03/2013	1008	9105	0
29/03/2013	1008		
30/03/2013	1008		
31/03/2013	1008		
		220765	12

Date	Site Location	Vehicle Count	Infringement Count
01/03/2013	1011	Down	
02/03/2013	1011	Down	
03/03/2013	1011	Down	
04/03/2013	1011	Down	
05/03/2013	1011	Down	
06/03/2013	1011	Down	
07/03/2013	1011	Down	
08/03/2013	1011	Down	
09/03/2013	1011	Down	
10/03/2013	1011	Down	
11/03/2013	1011	Down	
12/03/2013	1011	Down	
13/03/2013	1011	Down	
14/03/2013	1011	Down	
15/03/2013	1011	Down	
16/03/2013	1011	Down	
17/03/2013	1011	Down	
18/03/2013	1011	Down	
19/03/2013	1011	Down	
20/03/2013	1011	Down	
21/03/2013	1011	Down	
22/03/2013	1011	Down	
23/03/2013	1011	Down	
24/03/2013	1011	Down	
25/03/2013	1011	Down	
26/03/2013	1011	Down	
27/03/2013	1011	Down	
28/03/2013	1011	Down	
29/03/2013	1011	Down	
30/03/2013	1011	Down	
31/03/2013	1011	Down	
		0	0

Date	Site Location	Vehicle Count	Infringement Count
01/03/2013	1020	5345	1
02/03/2013	1020		
03/03/2013	1020		
04/03/2013	1020	14667	5
05/03/2013	1020	4652	0
06/03/2013	1020	3857	1
07/03/2013	1020	5326	0
08/03/2013	1020		
09/03/2013	1020		
10/03/2013	1020		
11/03/2013	1020	P/H	P/H
12/03/2013	1020	17892	1
13/03/2013	1020	4224	0
14/03/2013	1020	3402	1
15/03/2013	1020	5488	1
16/03/2013	1020		
17/03/2013	1020		
18/03/2013	1020	13610	0
19/03/2013	1020	3313	0
20/03/2013	1020	4621	0
21/03/2013	1020	4736	2
22/03/2013	1020	4736	0
23/03/2013	1020		
24/03/2013	1020		
25/03/2013	1020	12681	5
26/03/2013	1020	4497	1
27/03/2013	1020	4518	0
28/03/2013	1020	4998	3
29/03/2013	1020		
30/03/2013	1020		
31/03/2013	1020		
		122563	20

Date	Site Location	Vehicle Count	Infringement Count
01/03/2013	1021	747	0
02/03/2013	1021		
03/03/2013	1021		
04/03/2013	1021	1445	0
05/03/2013	1021	910	0
06/03/2013	1021	642	0
07/03/2013	1021	1265	1
08/03/2013	1021		
09/03/2013	1021		
10/03/2013	1021		
11/03/2013	1021	P/H	P/H
12/03/2013	1021	3972	0
13/03/2013	1021	1115	0
14/03/2013	1021	1415	0
15/03/2013	1021	1894	0
16/03/2013	1021		
17/03/2013	1021		
18/03/2013	1021	6504	1
19/03/2013	1021	3097	0
20/03/2013	1021	2976	0
21/03/2013	1021	2523	0
22/03/2013	1021	234	0
23/03/2013	1021		
24/03/2013	1021		
25/03/2013	1021	1514	0
26/03/2013	1021	1941	0
27/03/2013	1021	887	0
28/03/2013	1021	1238	0
29/03/2013	1021		
30/03/2013	1021		
31/03/2013	1021		
		34319	2

Date	Site Location	Vehicle Count	Infringement Count
01/04/2013	1002	9415	*2
02/04/2013	1002	41182	0
03/04/2013	1002	9415	2
04/04/2013	1002		
05/04/2013	1002	22357	0
06/04/2013	1002		
07/04/2013	1002		
08/04/2013	1002	8559	4
09/04/2013	1002	10008	4
10/04/2013	1002	10102	0
11/04/2013	1002	10559	0
12/04/2013	1002	10773	0
13/04/2013	1002		
14/04/2013	1002		
15/04/2013	1002	28889	12
16/04/2013	1002	9886	5
17/04/2013	1002	9777	0
18/04/2013	1002	10495	5
19/04/2013	1002	10274	0
20/04/2013	1002		
21/04/2013	1002		
22/04/2013	1002	26126	0
23/04/2013	1002	10163	0
24/04/2013	1002	9599	4
25/04/2013	1002	P/H	
26/04/2013	1002	19441	0
27/04/2013	1002		
28/04/2013	1002		
29/04/2013	1002	26130	11
30/04/2013	1002	9938	4
		223700	49

Date	Site Location	Vehicle Count	Infringement Count
01/04/2013	1004	Down	
02/04/2013	1004	Down	
03/04/2013	1004	Down	
04/04/2013	1004	Down	
05/04/2013	1004	Down	
06/04/2013	1004	Down	
07/04/2013	1004	Down	
08/04/2013	1004	Down	
09/04/2013	1004	Down	
10/04/2013	1004	Down	
11/04/2013	1004	Down	
12/04/2013	1004	Down	
13/04/2013	1004	Down	
14/04/2013	1004	Down	
15/04/2013	1004	Down	
16/04/2013	1004	Down	
17/04/2013	1004	Down	
18/04/2013	1004	Down	
19/04/2013	1004	Down	
20/04/2013	1004	Down	
21/04/2013	1004	Down	
22/04/2013	1004	Down	
23/04/2013	1004	Down	
24/04/2013	1004	Down	
25/04/2013	1004	Down	
26/04/2013	1004	Down	
27/04/2013	1004	Down	
28/04/2013	1004	Down	
29/04/2013	1004	Down	
30/04/2013	1004	Down	
		0	0

Date	Site Location	Vehicle Count	Infringement Count
01/04/2013	1008	8084	0
02/04/2013	1008	29478	3
03/04/2013	1008	8084	0
04/04/2013	1008		
05/04/2013	1008	19002	2
06/04/2013	1008		
07/04/2013	1008		
08/04/2013	1008	20886	1
09/04/2013	1008	8282	1
10/04/2013	1008	8272	0
11/04/2013	1008	16774	3
12/04/2013	1008	8767	0
13/04/2013	1008		
14/04/2013	1008		
15/04/2013	1008	20406	1
16/04/2013	1008	7281	0
17/04/2013	1008	7211	0
18/04/2013	1008	8674	1
19/04/2013	1008	7256	0
20/04/2013	1008		
21/04/2013	1008		
22/04/2013	1008	20080	1
23/04/2013	1008	8146	1
24/04/2013	1008	7033	0
25/04/2013	1008	P/H	
26/04/2013	1008	13697	1
27/04/2013	1008		
28/04/2013	1008		
29/04/2013	1008	19289	2
30/04/2013	1008	6685	0
		253387	14

Date	Site Location	Vehicle Count	Infringement Count
01/04/2013	1011	Down	
02/04/2013	1011	Down	
03/04/2013	1011	Down	
04/04/2013	1011	Down	
05/04/2013	1011	Down	
06/04/2013	1011	Down	
07/04/2013	1011	Down	
08/04/2013	1011	Down	
09/04/2013	1011	Down	
10/04/2013	1011	Down	
11/04/2013	1011	Down	
12/04/2013	1011	Down	
13/04/2013	1011	Down	
14/04/2013	1011	Down	
15/04/2013	1011	Down	
16/04/2013	1011	Down	
17/04/2013	1011	Down	
18/04/2013	1011	Down	
19/04/2013	1011	Down	
20/04/2013	1011	Down	
21/04/2013	1011	Down	
22/04/2013	1011	Down	
23/04/2013	1011	Down	
24/04/2013	1011	Down	
25/04/2013	1011	Down	
26/04/2013	1011	Down	
27/04/2013	1011	Down	
28/04/2013	1011	Down	
29/04/2013	1011	Down	
30/04/2013	1011	Down	
		0	0

Date	Site Location	Vehicle Count	Infringement Count
01/04/2013	1020	4196	0
02/04/2013	1020	16448	6
03/04/2013	1020	4196	0
04/04/2013	1020		
05/04/2013	1020	10327	0
06/04/2013	1020		
07/04/2013	1020		
08/04/2013	1020	12783	8
09/04/2013	1020	4232	1
10/04/2013	1020	4145	1
11/04/2013	1020	4641	1
12/04/2013	1020	4788	1
13/04/2013	1020		
14/04/2013	1020		
15/04/2013	1020	12462	6
16/04/2013	1020	4152	5
17/04/2013	1020	4486	3
18/04/2013	1020	4823	1
19/04/2013	1020	4505	3
20/04/2013	1020		
21/04/2013	1020		
22/04/2013	1020	12912	13
23/04/2013	1020	4176	3
24/04/2013	1020	4233	1
25/04/2013	1020	P/H	
26/04/2013	1020	8710	4
27/04/2013	1020		
28/04/2013	1020		
29/04/2013	1020	12378	11
30/04/2013	1020	4306	1
		142899	63

Date	Site Location	Vehicle Count	Infringement Count
01/04/2013	1021	1121	0
02/04/2013	1021	2501	0
03/04/2013	1021	1121	0
04/04/2013	1021		
05/04/2013	1021	5200	0
06/04/2013	1021		
07/04/2013	1021		
08/04/2013	1021	1640	0
09/04/2013	1021	548	0
10/04/2013	1021	632	0
11/04/2013	1021	664	0
12/04/2013	1021	624	0
13/04/2013	1021		
14/04/2013	1021		
15/04/2013	1021	2193	0
16/04/2013	1021	952	0
17/04/2013	1021	260	0
18/04/2013	1021	278	0
19/04/2013	1021	413	0
20/04/2013	1021		
21/04/2013	1021		
22/04/2013	1021	1356	0
23/04/2013	1021	1231	0
24/04/2013	1021	1077	0
25/04/2013	1021	P/H	
26/04/2013	1021	2283	0
27/04/2013	1021		
28/04/2013	1021		
29/04/2013	1021	2527	0
30/04/2013	1021	689	0
		27310	0

Date	Site Location	Vehicle Count	Infringement Count
01/05/2013	1002	10833	2
02/05/2013	1002	10608	3
03/05/2013	1002	9628	0
04/05/2013	1002		
05/05/2013	1002		
06/05/2013	1002	26352	11
07/05/2013	1002	10685	1
08/05/2013	1002	10112	2
09/05/2013	1002	9884	4
10/05/2013	1002	10536	2
11/05/2013	1002		
12/05/2013	1002		
13/05/2013	1002	28487	11
14/05/2013	1002	9312	1
15/05/2013	1002	9977	3
16/05/2013	1002		
17/05/2013	1002	21514	3
18/05/2013	1002		
19/05/2013	1002		
20/05/2013	1002	2047	2+?
21/05/2013	1002	9116	0
22/05/2013	1002	9822	0
23/05/2013	1002	11133	0
24/05/2013	1002	11857	0
25/05/2013	1002		
26/05/2013	1002		
27/05/2013	1002	23628	10
28/05/2013	1002	9548	1
29/05/2013	1002	10415	7
30/05/2013	1002	10360	2
31/05/2013	1002	11140	3
		179868	61

Date	Site Location	Vehicle Count	Infringement Count
01/05/2013	1004	Down	
02/05/2013	1004	Down	
03/05/2013	1004	Down	
04/05/2013	1004	Down	
05/05/2013	1004	Down	
06/05/2013	1004	Down	
07/05/2013	1004	Down	
08/05/2013	1004	Down	
09/05/2013	1004	Down	
10/05/2013	1004	Down	
11/05/2013	1004	Down	
12/05/2013	1004	Down	
13/05/2013	1004	Down	
14/05/2013	1004	Down	
15/05/2013	1004	Down	
16/05/2013	1004	Down	
17/05/2013	1004	Down	
18/05/2013	1004	Down	
19/05/2013	1004	Down	
20/05/2013	1004	Down	
21/05/2013	1004	Down	
22/05/2013	1004	Down	
23/05/2013	1004	Down	
24/05/2013	1004	Down	
25/05/2013	1004	Down	
26/05/2013	1004	Down	
27/05/2013	1004	Down	
28/05/2013	1004	Down	
29/05/2013	1004	Down	
30/05/2013	1004	Down	
31/05/2013	1004	Down	
		0	0

Date	Site Location	Vehicle Count	Infringement Count
01/05/2013	1008	9367	0
02/05/2013	1008	8825	0
03/05/2013	1008	7406	0
04/05/2013	1008		
05/05/2013	1008		
06/05/2013	1008	22258	0
07/05/2013	1008	7698	0
08/05/2013	1008	9914	0
09/05/2013	1008	7772	1
10/05/2013	1008	8679	1
11/05/2013	1008		
12/05/2013	1008		
13/05/2013	1008	24398	1
14/05/2013	1008	6935	0
15/05/2013	1008	8639	0
16/05/2013	1008		
17/05/2013	1008	17269	2
18/05/2013	1008		
19/05/2013	1008		
20/05/2013	1008	23214	0
21/05/2013	1008	7925	0
22/05/2013	1008	9294	0
23/05/2013	1008	9234	1
24/05/2013	1008	9885	1
25/05/2013	1008		
26/05/2013	1008		
27/05/2013	1008	19823	4
28/05/2013	1008	8250	1
29/05/2013	1008	9111	1
30/05/2013	1008	8845	0
31/05/2013	1008	9549	0
		254290	13

Date	Site Location	Vehicle Count	Infringement Count
01/05/2013	1011	Down	
02/05/2013	1011	Down	
03/05/2013	1011	Down	
04/05/2013	1011	Down	
05/05/2013	1011	Down	
06/05/2013	1011	Down	
07/05/2013	1011	Down	
08/05/2013	1011	Down	
09/05/2013	1011	Down	
10/05/2013	1011	Down	
11/05/2013	1011	Down	
12/05/2013	1011	Down	
13/05/2013	1011	Down	
14/05/2013	1011	Down	
15/05/2013	1011	Down	
16/05/2013	1011	Down	
17/05/2013	1011	Down	
18/05/2013	1011	Down	
19/05/2013	1011	Down	
20/05/2013	1011	Down	
21/05/2013	1011	Down	
22/05/2013	1011	Down	
23/05/2013	1011	Down	
24/05/2013	1011	Down	
25/05/2013	1011	Down	
26/05/2013	1011	Down	
27/05/2013	1011	Down	
28/05/2013	1011	Down	
29/05/2013	1011	Down	
30/05/2013	1011	Down	
31/05/2013	1011	Down	
		0	0

Date	Site Location	Vehicle Count	Infringement Count
01/05/2013	1020	4836	2
02/05/2013	1020	4808	2
03/05/2013	1020	4557	4
04/05/2013	1020		
05/05/2013	1020		
06/05/2013	1020	12968	12
07/05/2013	1020	4256	2
08/05/2013	1020	4943	0
09/05/2013	1020	4464	1
10/05/2013	1020	4789	0
11/05/2013	1020		
12/05/2013	1020		
13/05/2013	1020	13557	6
14/05/2013	1020	3794	3
15/05/2013	1020	4585	1
16/05/2013	1020		
17/05/2013	1020	10112	4
18/05/2013	1020		
19/05/2013	1020		
20/05/2013	1020	12913	13
21/05/2013	1020	3772	0
22/05/2013	1020	4621	1
23/05/2013	1020	4948	3
24/05/2013	1020	5373	2
25/05/2013	1020		
26/05/2013	1020		
27/05/2013	1020	11731	8
28/05/2013	1020	4019	1
29/05/2013	1020	4844	4
30/05/2013	1020	4736	3
31/05/2013	1020	5179	3
		139805	67

Date	Site Location	Vehicle Count	Infringement Count
01/05/2013	1021	319	0
02/05/2013	1021	924	0
03/05/2013	1021	1084	0
04/05/2013	1021		
05/05/2013	1021		
06/05/2013	1021	3179	0
07/05/2013	1021	1401	0
08/05/2013	1021	2163	0
09/05/2013	1021	1457	1
10/05/2013	1021	1801	0
11/05/2013	1021		
12/05/2013	1021		
13/05/2013	1021	5816	1
14/05/2013	1021	391	0
15/05/2013	1021	364	0
16/05/2013	1021		
17/05/2013	1021	570	0
18/05/2013	1021		
19/05/2013	1021		
20/05/2013	1021	1981	0
21/05/2013	1021	486	0
22/05/2013	1021	397	0
23/05/2013	1021	422	0
24/05/2013	1021	472	0
25/05/2013	1021		
26/05/2013	1021		
27/05/2013	1021	1843	1
28/05/2013	1021	1075	1
29/05/2013	1021	867	0
30/05/2013	1021	1066	0
31/05/2013	1021	333	0
		28411	4

Date	Site Location	Vehicle Count	Infringement Count
01/06/2013	1002		
02/06/2013	1002		
03/06/2013	1002	25128	8
04/06/2013	1002	10270	0
05/06/2013	1002	9518	0
06/06/2013	1002	10240	0
07/06/2013	1002	10014	5
08/06/2013	1002		
09/06/2013	1002		
10/06/2013	1002	P/H	
11/06/2013	1002	32237	15
12/06/2013	1002	9450	0
13/06/2013	1002	9834	0
14/06/2013	1002	10331	0
15/06/2013	1002		
16/06/2013	1002		
17/06/2013	1002	25493	12
18/06/2013	1002	9712	2
19/06/2013	1002	11237	0
20/06/2013	1002	10790	0
21/06/2013	1002	10306	0
22/06/2013	1002		
23/06/2013	1002		
24/06/2013	1002	24960	12
25/06/2013	1002	9903	1
26/06/2013	1002	9672	5
27/06/2013	1002	1976	2
28/06/2013	1002	10924	0
29/06/2013	1002		
30/06/2013	1002		
		91720	54

Date	Site Location	Vehicle Count	Infringement Count
01/06/2013	1004	Down	
02/06/2013	1004	Down	
03/06/2013	1004	Down	
04/06/2013	1004	Down	
05/06/2013	1004	Down	
06/06/2013	1004	Down	
07/06/2013	1004	Down	
08/06/2013	1004	Down	
09/06/2013	1004	Down	
10/06/2013	1004	Down	
11/06/2013	1004	Down	
12/06/2013	1004	Down	
13/06/2013	1004	Down	
14/06/2013	1004	Down	
15/06/2013	1004	Down	
16/06/2013	1004	Down	
17/06/2013	1004	Down	
18/06/2013	1004	Down	
19/06/2013	1004	Down	
20/06/2013	1004	Down	
21/06/2013	1004	Down	
22/06/2013	1004	Down	
23/06/2013	1004	Down	
24/06/2013	1004	Down	
25/06/2013	1004	Down	
26/06/2013	1004	Down	
27/06/2013	1004	Down	
28/06/2013	1004	Down	
29/06/2013	1004	Down	
30/06/2013	1004	Down	
		0	0

Date	Site Location	Vehicle Count	Infringement Count
01/06/2013	1008		
02/06/2013	1008		
03/06/2013	1008	21932	3
04/06/2013	1008	9518	0
05/06/2013	1008	8346	0
06/06/2013	1008	8660	0
07/06/2013	1008	8670	0
08/06/2013	1008		
09/06/2013	1008		
10/06/2013	1008	P/H	
11/06/2013	1008	26389	3
12/06/2013	1008	8295	1
13/06/2013	1008	8229	0
14/06/2013	1008	8591	0
15/06/2013	1008		
16/06/2013	1008		
17/06/2013	1008	22741	3
18/06/2013	1008	8216	0
19/06/2013	1008	9211	1
20/06/2013	1008	9040	2
21/06/2013	1008	8212	2
22/06/2013	1008		
23/06/2013	1008		
24/06/2013	1008	24227	0
25/06/2013	1008	7987	0
26/06/2013	1008	7710	1
27/06/2013	1008	8346	0
28/06/2013	1008	9239	1
29/06/2013	1008		
30/06/2013	1008		
		223559	14

Date	Site Location	Vehicle Count	Infringement Count
01/06/2013	1011	Down	
02/06/2013	1011	Down	
03/06/2013	1011	Down	
04/06/2013	1011	Down	
05/06/2013	1011	Down	
06/06/2013	1011	Down	
07/06/2013	1011	Down	
08/06/2013	1011	Down	
09/06/2013	1011	Down	
10/06/2013	1011	Down	
11/06/2013	1011	Down	
12/06/2013	1011	Down	
13/06/2013	1011	Down	
14/06/2013	1011	Down	
15/06/2013	1011	Down	
16/06/2013	1011	Down	
17/06/2013	1011	Down	
18/06/2013	1011	Down	
19/06/2013	1011	Down	
20/06/2013	1011	Down	
21/06/2013	1011	Down	
22/06/2013	1011	Down	
23/06/2013	1011	Down	
24/06/2013	1011	Down	
25/06/2013	1011	Down	
26/06/2013	1011	Down	
27/06/2013	1011	Down	
28/06/2013	1011	Down	
29/06/2013	1011	Down	
30/06/2013	1011	Down	
		0	0

Date	Site Location	Vehicle Count	Infringement Count
01/06/2013	1020		
02/06/2013	1020		
03/06/2013	1020	12649	10
04/06/2013	1020	4715	1
05/06/2013	1020	4519	1
06/06/2013	1020	4561	3
07/06/2013	1020	4781	1
08/06/2013	1020		
09/06/2013	1020		
10/06/2013	1020	P/H	
11/06/2013	1020	15015	9
12/06/2013	1020	4442	5
13/06/2013	1020	4531	3
14/06/2013	1020	4851	1
15/06/2013	1020		
16/06/2013	1020		
17/06/2013	1020	12186	13
18/06/2013	1020	4290	3
19/06/2013	1020	5030	1
20/06/2013	1020	4735	2
21/06/2013	1020	4781	2
22/06/2013	1020		
23/06/2013	1020		
24/06/2013	1020	12960	6
25/06/2013	1020	4462	3
26/06/2013	1020	4327	4
27/06/2013	1020	4525	1
28/06/2013	1020	4984	0
29/06/2013	1020		
30/06/2013	1020		
		122344	59

Date	Site Location	Vehicle Count	Infringement Count
01/06/2013	1021		
02/06/2013	1021		
03/06/2013	1021	545	0
04/06/2013	1021	246	0
05/06/2013	1021	392	0
06/06/2013	1021	685	0
07/06/2013	1021	309	0
08/06/2013	1021		
09/06/2013	1021		
10/06/2013	1021	P/H	
11/06/2013	1021	2128	0
12/06/2013	1021	913	0
13/06/2013	1021	61	0
14/06/2013	1021	87	0
15/06/2013	1021		
16/06/2013	1021		
17/06/2013	1021	283	0
18/06/2013	1021	250	0
19/06/2013	1021	528	0
20/06/2013	1021	1115	0
21/06/2013	1021	1198	0
22/06/2013	1021		
23/06/2013	1021		
24/06/2013	1021	4950	0
25/06/2013	1021	488	0
26/06/2013	1021	140	0
27/06/2013	1021	88	0
28/06/2013	1021	101	0
29/06/2013	1021		
30/06/2013	1021		
		14507	0

Date	Site Location	Vehicle Count	Infringement Count
01/07/2013	1002	17495	0
02/07/2013	1002	9555	5
03/07/2013	1002	9829	2
04/07/2013	1002	10901	4
05/07/2013	1002	10950	0
06/07/2013	1002		
07/07/2013	1002		
08/07/2013	1002	28402	7
09/07/2013	1002	9286	2
10/07/2013	1002	9954	4
11/07/2013	1002	10582	3
12/07/2013	1002		
13/07/2013	1002		
14/07/2013	1002		
15/07/2013	1002	25032	11
16/07/2013	1002	8876	4
17/07/2013	1002	9811	1
18/07/2013	1002	9596	3
19/07/2013	1002		
20/07/2013	1002		
21/07/2013	1002		
22/07/2013	1002	24297	0
23/07/2013	1002	7575	2
24/07/2013	1002	10005	4
25/07/2013	1002	7139	2
26/07/2013	1002	7787	0
27/07/2013	1002		
28/07/2013	1002		
29/07/2013	1002		
30/07/2013	1002	30536	16
31/07/2013	1002	11274	0
		183278	63

See Diary

Date	Site Location	Vehicle Count	Infringement Count
01/07/2013	1004	Down	
02/07/2013	1004	Down	
03/07/2013	1004	Down	
04/07/2013	1004	Down	
05/07/2013	1004	Down	
06/07/2013	1004	Down	
07/07/2013	1004	Down	
08/07/2013	1004	Down	
09/07/2013	1004	Down	
10/07/2013	1004	Down	
11/07/2013	1004	Down	
12/07/2013	1004	Down	
13/07/2013	1004	Down	
14/07/2013	1004	Down	
15/07/2013	1004	Down	
16/07/2013	1004	Down	
17/07/2013	1004	Down	
18/07/2013	1004	Down	
19/07/2013	1004	Down	
20/07/2013	1004	Down	
21/07/2013	1004	Down	
22/07/2013	1004	Down	
23/07/2013	1004	Down	
24/07/2013	1004	Down	
25/07/2013	1004	Down	
26/07/2013	1004	Down	
27/07/2013	1004	Down	
28/07/2013	1004	Down	
29/07/2013	1004	Down	
30/07/2013	1004	Down	
31/07/2013	1004	Down	
		0	0

Date	Site Location	Vehicle Count	Infringement Count
01/07/2013	1008	22845	4
02/07/2013	1008	7377	1
03/07/2013	1008	8318	0
04/07/2013	1008	9173	1
05/07/2013	1008	8593	0
06/07/2013	1008		
07/07/2013	1008		
08/07/2013	1008	21713	3
09/07/2013	1008	6907	0
10/07/2013	1008	7311	1
11/07/2013	1008	8090	1
12/07/2013	1008	9394	1
13/07/2013	1008		
14/07/2013	1008		
15/07/2013	1008	19586	0
16/07/2013	1008	6962	2
17/07/2013	1008	7893	1
18/07/2013	1008	7484	0
19/07/2013	1008	8049	0
20/07/2013	1008		
21/07/2013	1008		
22/07/2013	1008	20990	1
23/07/2013	1008	7959	1
24/07/2013	1008	8456	2
25/07/2013	1008	9534	1
26/07/2013	1008	6170	0
27/07/2013	1008		
28/07/2013	1008		
29/07/2013	1008		
30/07/2013	1008	30662	5
31/07/2013	1008	9612	0
		253078	20

Date	Site Location	Vehicle Count	Infringement Count
01/07/2013	1011	Down	
02/07/2013	1011	Down	
03/07/2013	1011	Down	
04/07/2013	1011	Down	
05/07/2013	1011	Down	
06/07/2013	1011	Down	
07/07/2013	1011	Down	
08/07/2013	1011	Down	
09/07/2013	1011	Down	
10/07/2013	1011	Down	
11/07/2013	1011	Down	
12/07/2013	1011	Down	
13/07/2013	1011	Down	
14/07/2013	1011	Down	
15/07/2013	1011	Down	
16/07/2013	1011	Down	
17/07/2013	1011	Down	
18/07/2013	1011	Down	
19/07/2013	1011	Down	
20/07/2013	1011	Down	
21/07/2013	1011	Down	
22/07/2013	1011	Down	
23/07/2013	1011	Down	
24/07/2013	1011	Down	
25/07/2013	1011	Down	
26/07/2013	1011	Down	
27/07/2013	1011	Down	
28/07/2013	1011	Down	
29/07/2013	1011	Down	
30/07/2013	1011	Down	
31/07/2013	1011	Down	
		0	0

Date	Site Location	Vehicle Count	Infringement Count
01/07/2013	1020	12690	12
02/07/2013	1020	4006	2
03/07/2013	1020	4492	2
04/07/2013	1020	4652	3
05/07/2013	1020	4832	2
06/07/2013	1020		
07/07/2013	1020		
08/07/2013	1020	12312	9
09/07/2013	1020	4045	3
10/07/2013	1020	4422	3
11/07/2013	1020	4737	5
12/07/2013	1020	4591	4
13/07/2013	1020		
14/07/2013	1020		
15/07/2013	1020	11539	12
16/07/2013	1020	4033	2
17/07/2013	1020	4477	2
18/07/2013	1020	4283	1
19/07/2013	1020	4673	3
20/07/2013	1020		
21/07/2013	1020		
22/07/2013	1020	12408	4
23/07/2013	1020	4451	3
24/07/2013	1020	4737	1
25/07/2013	1020	5171	1
26/07/2013	1020	3794	1
27/07/2013	1020		
28/07/2013	1020		
29/07/2013	1020		
30/07/2013	1020	16536	17
31/07/2013	1020	4961	0
		141842	76

Date	Site Location	Vehicle Count	Infringement Count
01/07/2013	1021	357	0
02/07/2013	1021	523	0
03/07/2013	1021	292	0
04/07/2013	1021	441	0
05/07/2013	1021	241	0
06/07/2013	1021		
07/07/2013	1021		
08/07/2013	1021	1056	0
09/07/2013	1021	874	0
10/07/2013	1021	2789	0
11/07/2013	1021	2778	2
12/07/2013	1021	2528	0
13/07/2013	1021		
14/07/2013	1021		
15/07/2013	1021	4050	0
16/07/2013	1021	668	0
17/07/2013	1021	1787	0
18/07/2013	1021	265	0
19/07/2013	1021	1129	1
20/07/2013	1021		
21/07/2013	1021		
22/07/2013	1021	2476	0
23/07/2013	1021	251	0
24/07/2013	1021	507	0
25/07/2013	1021	1196	1
26/07/2013	1021	1328	0
27/07/2013	1021		
28/07/2013	1021		
29/07/2013	1021		
30/07/2013	1021	3782	0
31/07/2013	1021	956	0
		30274	4

Date	Site Location	Vehicle Count	Infringement Count
01/08/2013	1002	10304	0
02/08/2013	1002	9331	0
03/08/2013	1002		
04/08/2013	1002		
05/08/2013	1002	28853	14
06/08/2013	1002	10783	4
07/08/2013	1002	9290	3
08/08/2013	1002	9968	4
09/08/2013	1002	8168	3
10/08/2013	1002		
11/08/2013	1002		
12/08/2013	1002	7140	1
13/08/2013	1002	9776	0
14/08/2013	1002		
15/08/2013	1002	10078	
16/08/2013	1002	11691	5
17/08/2013	1002		
18/08/2013	1002		
19/08/2013	1002	17438	6
20/08/2013	1002		
21/08/2013	1002	17227	0
22/08/2013	1002	11145	2
23/08/2013	1002	13061	3
24/08/2013	1002		
25/08/2013	1002		
26/08/2013	1002		
27/08/2013	1002	16710	3
28/08/2013	1002	9748	3
29/08/2013	1002	10443	4
30/08/2013	1002	10811	1
31/08/2013	1002		
		195064	56

Date	Site Location	Vehicle Count	Infringement Count
01/08/2013	1004		
02/08/2013	1004		
03/08/2013	1004		
04/08/2013	1004		
05/08/2013	1004		
06/08/2013	1004		
07/08/2013	1004		
08/08/2013	1004		
09/08/2013	1004		
10/08/2013	1004		
11/08/2013	1004		
12/08/2013	1004		
13/08/2013	1004		
14/08/2013	1004		
15/08/2013	1004		
16/08/2013	1004		
17/08/2013	1004		
18/08/2013	1004		
19/08/2013	1004		
20/08/2013	1004		
21/08/2013	1004		
22/08/2013	1004		
23/08/2013	1004		
24/08/2013	1004		
25/08/2013	1004		
26/08/2013	1004		
27/08/2013	1004		
28/08/2013	1004		
29/08/2013	1004		
30/08/2013	1004		
31/08/2013	1004		
		0	0

Date	Site Location	Vehicle Count	Infringement Count
01/08/2013	1008	8588	0
02/08/2013	1008	7180	0
03/08/2013	1008		
04/08/2013	1008		
05/08/2013	1008	24324	2
06/08/2013	1008	8789	1
07/08/2013	1008	7638	1
08/08/2013	1008	8210	0
09/08/2013	1008	7656	1
10/08/2013	1008		
11/08/2013	1008		
12/08/2013	1008	23829	2
13/08/2013	1008	15217	1
14/08/2013	1008		
15/08/2013	1008	10945	2
16/08/2013	1008	7284	0
17/08/2013	1008		
18/08/2013	1008		
19/08/2013	1008	23798	6
20/08/2013	1008		
21/08/2013	1008	14797	1
22/08/2013	1008	9534	0
23/08/2013	1008	10836	1
24/08/2013	1008		
25/08/2013	1008		
26/08/2013	1008		
27/08/2013	1008	28052	2
28/08/2013	1008	8492	0
29/08/2013	1008	8873	0
30/08/2013	1008	8835	1
31/08/2013	1008		
		242877	21

Date	Site Location	Vehicle Count	Infringement Count
01/08/2013	1011	Down	
02/08/2013	1011	Down	
03/08/2013	1011	Down	
04/08/2013	1011	Down	
05/08/2013	1011	Down	
06/08/2013	1011	Down	
07/08/2013	1011	Down	
08/08/2013	1011	Down	
09/08/2013	1011	Down	
10/08/2013	1011	Down	
11/08/2013	1011	Down	
12/08/2013	1011	Down	
13/08/2013	1011	Down	
14/08/2013	1011	Down	
15/08/2013	1011	Down	
16/08/2013	1011	Down	
17/08/2013	1011	Down	
18/08/2013	1011	Down	
19/08/2013	1011	Down	
20/08/2013	1011	Down	
21/08/2013	1011	Down	
22/08/2013	1011	Down	
23/08/2013	1011	Down	
24/08/2013	1011	Down	
25/08/2013	1011	Down	
26/08/2013	1011	Down	
27/08/2013	1011	Down	
28/08/2013	1011	Down	
29/08/2013	1011	Down	
30/08/2013	1011	Down	
31/08/2013	1011	Down	
		0	0

Date	Site Location	Vehicle Count	Infringement Count
01/08/2013	1020	4512	2
02/08/2013	1020	4476	4
03/08/2013	1020		
04/08/2013	1020		
05/08/2013	1020	13271	11
06/08/2013	1020	4714	0
07/08/2013	1020	4144	2
08/08/2013	1020	4458	2
09/08/2013	1020	4669	8
10/08/2013	1020		
11/08/2013	1020		
12/08/2013	1020	13216	9
13/08/2013	1020	8610	3
14/08/2013	1020		
15/08/2013	1020	4528	4
16/08/2013	1020	5271	3
17/08/2013	1020		
18/08/2013	1020		
19/08/2013	1020	13199	14
20/08/2013	1020		
21/08/2013	1020	8149	10
22/08/2013	1020	5135	3
23/08/2013	1020	6185	3
24/08/2013	1020		
25/08/2013	1020		
26/08/2013	1020		
27/08/2013	1020	15556	6
28/08/2013	1020	4446	1
29/08/2013	1020	4800	2
30/08/2013	1020	4927	5
31/08/2013	1020		
		134266	92

Date	Site Location	Vehicle Count	Infringement Count
01/08/2013	1021	1068	0
02/08/2013	1021	735	0
03/08/2013	1021		
04/08/2013	1021		
05/08/2013	1021	1444	0
06/08/2013	1021	720	0
07/08/2013	1021	480	0
08/08/2013	1021	364	0
09/08/2013	1021	519	0
10/08/2013	1021		
11/08/2013	1021		
12/08/2013	1021	1243	0
13/08/2013	1021	221	0
14/08/2013	1021		
15/08/2013	1021	221	
16/08/2013	1021	1270	0
17/08/2013	1021		
18/08/2013	1021		
19/08/2013	1021	5340	0
20/08/2013	1021		
21/08/2013	1021	2230	0
22/08/2013	1021	2224	0
23/08/2013	1021	1765	0
24/08/2013	1021		
25/08/2013	1021		
26/08/2013	1021		
27/08/2013	1021	5968	0
28/08/2013	1021	2086	0
29/08/2013	1021	2614	0
30/08/2013	1021	2590	0
31/08/2013	1021		
		33102	0

Date	Site Location	Vehicle Count	Infringement Count
01/09/2013	1002		
02/09/2013	1002	17558	3
03/09/2013	1002	9119	2
04/09/2013	1002	9931	4
05/09/2013	1002	11111	6
06/09/2013	1002	11140	4
07/09/2013	1002		
08/09/2013	1002		
09/09/2013	1002	26736	8
10/09/2013	1002	8001	1
11/09/2013	1002	1760	1
12/09/2013	1002		
13/09/2013	1002	20216	0
14/09/2013	1002		
15/09/2013	1002		
16/09/2013	1002	28203	0
17/09/2013	1002	10308	1
18/09/2013	1002	9982	2
19/09/2013	1002	9831	1
20/09/2013	1002	4406	1
21/09/2013	1002		
22/09/2013	1002		
23/09/2013	1002		
24/09/2013	1002	43218	0
25/09/2013	1002	7613	2
26/09/2013	1002	11252	1
27/09/2013	1002	11738	4
28/09/2013	1002		
29/09/2013	1002		
30/09/2013	1002		
		129201	41

Date	Site Location	Vehicle Count	Infringement Count
01/09/2013	1004		
02/09/2013	1004	Down	
03/09/2013	1004	Down	
04/09/2013	1004	Down	
05/09/2013	1004	Down	
06/09/2013	1004	Down	
07/09/2013	1004	Down	
08/09/2013	1004	Down	
09/09/2013	1004	Down	
10/09/2013	1004	Down	
11/09/2013	1004	Down	
12/09/2013	1004	Down	
13/09/2013	1004	Down	
14/09/2013	1004	Down	
15/09/2013	1004	Down	
16/09/2013	1004	Down	
17/09/2013	1004	Down	
18/09/2013	1004	Down	
19/09/2013	1004	Down	
20/09/2013	1004	Down	
21/09/2013	1004	Down	
22/09/2013	1004	Down	
23/09/2013	1004	Down	
24/09/2013	1004	Down	
25/09/2013	1004	Down	
26/09/2013	1004	Down	
27/09/2013	1004	Down	
28/09/2013	1004	Down	
29/09/2013	1004	Down	
30/09/2013	1004	Down	
		0	0

Date	Site Location	Vehicle Count	Infringement Count
01/09/2013	1008		
02/09/2013	1008	22031	3
03/09/2013	1008	8449	0
04/09/2013	1008	8353	0
05/09/2013	1008	9620	0
06/09/2013	1008	9107	2
07/09/2013	1008		
08/09/2013	1008		
09/09/2013	1008	21245	5
10/09/2013	1008	8931	0
11/09/2013	1008	867	0
12/09/2013	1008		
13/09/2013	1008	16522	2
14/09/2013	1008		
15/09/2013	1008		
16/09/2013	1008	21715	1
17/09/2013	1008	9105	1
18/09/2013	1008	8227	1
19/09/2013	1008	8408	0
20/09/2013	1008	9035	1
21/09/2013	1008		
22/09/2013	1008		
23/09/2013	1008		
24/09/2013	1008	33446	6
25/09/2013	1008	5652	1
26/09/2013	1008	8863	2
27/09/2013	1008	8707	0
28/09/2013	1008		
29/09/2013	1008		
30/09/2013	1008		
		218283	25

Date	Site Location	Vehicle Count	Infringement Count
01/09/2013	1011	Down	
02/09/2013	1011	Down	
03/09/2013	1011	Down	
04/09/2013	1011	Down	
05/09/2013	1011	Down	
06/09/2013	1011	Down	
07/09/2013	1011	Down	
08/09/2013	1011	Down	
09/09/2013	1011	Down	
10/09/2013	1011	Down	
11/09/2013	1011	Down	
12/09/2013	1011	Down	
13/09/2013	1011	Down	
14/09/2013	1011	Down	
15/09/2013	1011	Down	
16/09/2013	1011	Down	
17/09/2013	1011	Down	
18/09/2013	1011	Down	
19/09/2013	1011	Down	
20/09/2013	1011	Down	
21/09/2013	1011	Down	
22/09/2013	1011	Down	
23/09/2013	1011	Down	
24/09/2013	1011	Down	
25/09/2013	1011	Down	
26/09/2013	1011	Down	
27/09/2013	1011	Down	
28/09/2013	1011	Down	
29/09/2013	1011	Down	
30/09/2013	1011	Down	
		0	0

Date	Site Location	Vehicle Count	Infringement Count
01/09/2013	1020		
02/09/2013	1020	12858	9
03/09/2013	1020	4333	4
04/09/2013	1020	4416	6
05/09/2013	1020	5141	2
06/09/2013	1020	5054	1
07/09/2013	1020		
08/09/2013	1020		
09/09/2013	1020	12186	5
10/09/2013	1020	4385	1
11/09/2013	1020	4373	4
12/09/2013	1020		
13/09/2013	1020	9111	4
14/09/2013	1020		
15/09/2013	1020		
16/09/2013	1020	12295	7
17/09/2013	1020	4479	4
18/09/2013	1020	4384	0
19/09/2013	1020	4662	0
20/09/2013	1020	5103	2
21/09/2013	1020		
22/09/2013	1020		
23/09/2013	1020		
24/09/2013	1020	18907	13
25/09/2013	1020	3490	0
26/09/2013	1020	4993	1
27/09/2013	1020	5239	2
28/09/2013	1020		
29/09/2013	1020		
30/09/2013	1020		
		125409	65

Date	Site Location	Vehicle Count	Infringement Count
01/09/2013	1021		
02/09/2013	1021	5692	0
03/09/2013	1021	1777	0
04/09/2013	1021	2556	0
05/09/2013	1021	3208	0
06/09/2013	1021	2983	2
07/09/2013	1021		
08/09/2013	1021		
09/09/2013	1021	6748	0
10/09/2013	1021	3001	0
11/09/2013	1021	2707	0
12/09/2013	1021		
13/09/2013	1021	5329	0
14/09/2013	1021		
15/09/2013	1021		
16/09/2013	1021	6170	2
17/09/2013	1021	1934	0
18/09/2013	1021	1849	0
19/09/2013	1021	2795	0
20/09/2013	1021	2785	0
21/09/2013	1021		
22/09/2013	1021		
23/09/2013	1021		
24/09/2013	1021	11509	2
25/09/2013	1021	1918	0
26/09/2013	1021	3134	0
27/09/2013	1021	2415	0
28/09/2013	1021		
29/09/2013	1021		
30/09/2013	1021		
		68510	6

Date	Site Location	Vehicle Count	Infringement Count
01/10/2013	1002	39546	0
02/10/2013	1002	9849	0
03/10/2013	1002	11389	0
04/10/2013	1002	13053	0
05/10/2013	1002		
06/10/2013	1002		
07/10/2013	1002		
08/10/2013	1002	/ 16773	/ 0
09/10/2013	1002	8906	0
10/10/2013	1002	11285	3
11/10/2013	1002	8859	3
12/10/2013	1002		
13/10/2013	1002		
14/10/2013	1002	27610	3
15/10/2013	1002	9306	2
16/10/2013	1002	9994	2
17/10/2013	1002	10228	2
18/10/2013	1002	11594	1
19/10/2013	1002		
20/10/2013	1002		
21/10/2013	1002	26829	11
22/10/2013	1002	8856	4
23/10/2013	1002	11280	0
24/10/2013	1002	10650	4
25/10/2013	1002	9716	2
26/10/2013	1002		
27/10/2013	1002		
28/10/2013	1002	28201	8
29/10/2013	1002	11928	0
30/10/2013	1002	7385	1
31/10/2013	1002	10025	0
		181514	46

Date	Site Location	Vehicle Count	Infringement Count
01/10/2013	1004	Down	
02/10/2013	1004	Down	
03/10/2013	1004	Down	
04/10/2013	1004	Down	
05/10/2013	1004		
06/10/2013	1004		
07/10/2013	1004		
08/10/2013	1004	Down	
09/10/2013	1004	Down	
10/10/2013	1004	Down	
11/10/2013	1004	Down	
12/10/2013	1004		
13/10/2013	1004		
14/10/2013	1004	Down	
15/10/2013	1004	Down	
16/10/2013	1004	Down	
17/10/2013	1004	Down	
18/10/2013	1004	Down	
19/10/2013	1004		
20/10/2013	1004		
21/10/2013	1004	Down	
22/10/2013	1004	Down	
23/10/2013	1004	Down	
24/10/2013	1004	Down	
25/10/2013	1004	Down	
26/10/2013	1004		
27/10/2013	1004	Down	
28/10/2013	1004	Down	
29/10/2013	1004	Down	
30/10/2013	1004	Down	
31/10/2013	1004	Down	
		0	0

Date	Site Location	Vehicle Count	Infringement Count
01/10/2013	1008	26301	1
02/10/2013	1008	7339	0
03/10/2013	1008	9069	0
04/10/2013	1008	9983	0
05/10/2013	1008		
06/10/2013	1008		
07/10/2013	1008		
08/10/2013	1008	10549 / 11876	0 / 3
09/10/2013	1008	7033	1
10/10/2013	1008	9462	0
11/10/2013	1008	6201	1
12/10/2013	1008		
13/10/2013	1008		
14/10/2013	1008	22057	4
15/10/2013	1008	7901	0
16/10/2013	1008	3544	0
17/10/2013	1008	8792	0
18/10/2013	1008	10304	2
19/10/2013	1008		
20/10/2013	1008		
21/10/2013	1008	22463	0
22/10/2013	1008	7465	0
23/10/2013	1008	10113	0
24/10/2013	1008	9250	1
25/10/2013	1008	79091	
26/10/2013	1008		
27/10/2013	1008		
28/10/2013	1008	23245	2
29/10/2013	1008	10643	2
30/10/2013	1008	6208	1
31/10/2013	1008	8355	0
		304819	15

Date	Site Location	Vehicle Count	Infringement Count
01/10/2013	1011	Down	
02/10/2013	1011	Down	
03/10/2013	1011	Down	
04/10/2013	1011	Down	
05/10/2013	1011	Down	
06/10/2013	1011	Down	
07/10/2013	1011	Down	
08/10/2013	1011	Down	
09/10/2013	1011	Down	
10/10/2013	1011	Down	
11/10/2013	1011	Down	
12/10/2013	1011	Down	
13/10/2013	1011	Down	
14/10/2013	1011	Down	
15/10/2013	1011	Down	
16/10/2013	1011	Down	
17/10/2013	1011	Down	
18/10/2013	1011	Down	
19/10/2013	1011	Down	
20/10/2013	1011	Down	
21/10/2013	1011	Down	
22/10/2013	1011	Down	
23/10/2013	1011	Down	
24/10/2013	1011	Down	
25/10/2013	1011	Down	
26/10/2013	1011	Down	
27/10/2013	1011	Down	
28/10/2013	1011	Down	
29/10/2013	1011	Down	
30/10/2013	1011	Down	
31/10/2013	1011	Down	
		0	0

Date	Site Location	Vehicle Count	Infringement Count
01/10/2013	1020	15608	11
02/10/2013	1020	4344	3
03/10/2013	1020	5010	2
04/10/2013	1020	5667	0
05/10/2013	1020		
06/10/2013	1020		
07/10/2013	1020		
08/10/2013	1020	7516 / 5946	11 - - - 5
09/10/2013	1020	4111	0
10/10/2013	1020	5170	0
11/10/2013	1020	4334	1
12/10/2013	1020		
13/10/2013	1020		
14/10/2013	1020	12953	9
15/10/2013	1020	4209	3
16/10/2013	1020	4713	2
17/10/2013	1020	4755	0
18/10/2013	1020	5432	0
19/10/2013	1020		
20/10/2013	1020		
21/10/2013	1020	12771	9
22/10/2013	1020	4141	1
23/10/2013	1020	5413	1
24/10/2013	1020	4989	5
25/10/2013	1020	4590	3
26/10/2013	1020		
27/10/2013	1020		
28/10/2013	1020	13096	4
29/10/2013	1020	5566	0
30/10/2013	1020	3495	0
31/10/2013	1020	4760	1
		135127	55

Date	Site Location	Vehicle Count	Infringement Count
01/10/2013	1021	8131	0
02/10/2013	1021	203	0
03/10/2013	1021	1190	0
04/10/2013	1021	2650	0
05/10/2013	1021		
06/10/2013	1021		
07/10/2013	1021		
08/10/2013	1021	3893 / 3453	0 / 0
09/10/2013	1021	2609	0
10/10/2013	1021	3446	0
11/10/2013	1021	0	0
12/10/2013	1021		
13/10/2013	1021		
14/10/2013	1021	0	0
15/10/2013	1021	0	0
16/10/2013	1021	0	0
17/10/2013	1021	0	0
18/10/2013	1021	0	0
19/10/2013	1021		
20/10/2013	1021		
21/10/2013	1021	0	0
22/10/2013	1021	0	0
23/10/2013	1021	0	0
24/10/2013	1021	0	0
25/10/2013	1021	0	0
26/10/2013	1021		
27/10/2013	1021		
28/10/2013	1021	0	0
29/10/2013	1021	0	0
30/10/2013	1021	0	0
31/10/2013	1021	0	0
		18229	0

Date	Site Location	Vehicle Count	Infringement Count
01/11/2013	1002	11269	0
02/11/2013	1002		
03/11/2013	1002		
04/11/2013	1002	11885	0
05/11/2013	1002	3070	2
06/11/2013	1002	12169	4
07/11/2013	1002	8802	0
08/11/2013	1002		
09/11/2013	1002		
10/11/2013	1002		
11/11/2013	1002	37080	15
12/11/2013	1002	8434	2
13/11/2013	1002	11555	4
14/11/2013	1002	12498	3
15/11/2013	1002	8186	0
16/11/2013	1002		
17/11/2013	1002		
18/11/2013	1002		Unable to Connect
19/11/2013	1002	53	Restarted 09:51
20/11/2013	1002	12172	0
21/11/2013	1002	9930	1
22/11/2013	1002	10417	1
23/11/2013	1002		
24/11/2013	1002		
25/11/2013	1002		Restarted :
26/11/2013	1002	7911	1
27/11/2013	1002	10341	2
28/11/2013	1002	2307	0
29/11/2013	1002	10204	1
30/11/2013	1002		
		118759	36

Date	Site Location	Vehicle Count	Infringement Count
01/11/2013	1004	Down	
02/11/2013	1004	Down	
03/11/2013	1004	Down	
04/11/2013	1004	Down	
05/11/2013	1004	Down	
06/11/2013	1004	Down	
07/11/2013	1004	Down	
08/11/2013	1004	Down	
09/11/2013	1004	Down	
10/11/2013	1004	Down	
11/11/2013	1004	Down	
12/11/2013	1004	Down	
13/11/2013	1004	Down	
14/11/2013	1004	Down	
15/11/2013	1004	Down	
16/11/2013	1004	Down	
17/11/2013	1004	Down	
18/11/2013	1004	Down	
19/11/2013	1004	Down	
20/11/2013	1004	Down	
21/11/2013	1004	Down	
22/11/2013	1004	Down	
23/11/2013	1004	Down	
24/11/2013	1004	Down	
25/11/2013	1004	Down	
26/11/2013	1004	Down	
27/11/2013	1004	Down	
28/11/2013	1004	Down	
29/11/2013	1004	Down	
30/11/2013	1004	Down	
		0	0

Date	Site Location	Vehicle Count	Infringement Count
01/11/2013	1008	9551	0
02/11/2013	1008		
03/11/2013	1008		
04/11/2013	1008	23409	4
05/11/2013	1008	7074	0
06/11/2013	1008	11020	0
07/11/2013	1008	7533	1
08/11/2013	1008		
09/11/2013	1008		
10/11/2013	1008		
11/11/2013	1008	31433	0
12/11/2013	1008	6992	0
13/11/2013	1008	9988	0
14/11/2013	1008	10355	1
15/11/2013	1008	6622	0
16/11/2013	1008		
17/11/2013	1008		
18/11/2013	1008	25638	3
19/11/2013	1008	4822	0
20/11/2013	1008	10977	2
21/11/2013	1008	8173	0
22/11/2013	1008	8506	0
23/11/2013	1008		
24/11/2013	1008		
25/11/2013	1008	23636	4
26/11/2013	1008	9733	3
27/11/2013	1008	10107	0
28/11/2013	1008	7507	0
29/11/2013	1008	8017	0
30/11/2013	1008		
		241093	18

Date	Site Location	Vehicle Count	Infringement Count
01/11/2013	1011	Down	
02/11/2013	1011	Down	
03/11/2013	1011	Down	
04/11/2013	1011	Down	
05/11/2013	1011	Down	
06/11/2013	1011	Down	
07/11/2013	1011	Down	
08/11/2013	1011	Down	
09/11/2013	1011	Down	
10/11/2013	1011	Down	
11/11/2013	1011	Down	
12/11/2013	1011	Down	
13/11/2013	1011	Down	
14/11/2013	1011	Down	
15/11/2013	1011	Down	
16/11/2013	1011	Down	
17/11/2013	1011	Down	
18/11/2013	1011	Down	
19/11/2013	1011	Down	
20/11/2013	1011	Down	
21/11/2013	1011	Down	
22/11/2013	1011	Down	
23/11/2013	1011	Down	
24/11/2013	1011	Down	
25/11/2013	1011	Down	
26/11/2013	1011	Down	
27/11/2013	1011	Down	
28/11/2013	1011	Down	
29/11/2013	1011	Down	
30/11/2013	1011	Down	
		0	0

Date	Site Location	Vehicle Count	Infringement Count
01/11/2013	1020	5360	1
02/11/2013	1020		
03/11/2013	1020		
04/11/2013	1020	13149	8
05/11/2013	1020	3993	3
06/11/2013	1020	5790	2
07/11/2013	1020	4164	2
08/11/2013	1020		
09/11/2013	1020		
10/11/2013	1020		
11/11/2013	1020	18559	8
12/11/2013	1020	3836	1
13/11/2013	1020	5585	1
14/11/2013	1020	5902	2
15/11/2013	1020	3831	4
16/11/2013	1020		
17/11/2013	1020		
18/11/2013	1020	14715	5
19/11/2013	1020	2935	0
20/11/2013	1020	5973	0
21/11/2013	1020	4518	2
22/11/2013	1020	4995	0
23/11/2013	1020		
24/11/2013	1020		
25/11/2013	1020	14381	13
26/11/2013	1020	5064	1
27/11/2013	1020	5509	5
28/11/2013	1020	4528	2
29/11/2013	1020	2602	5
30/11/2013	1020		
		135389	65

Date	Site Location	Vehicle Count	Infringement Count
01/11/2013	1021	0	0
02/11/2013	1021		
03/11/2013	1021		
04/11/2013	1021	0	0
05/11/2013	1021	0	0
06/11/2013	1021		
07/11/2013	1021	0	
08/11/2013	1021		
09/11/2013	1021		
10/11/2013	1021		
11/11/2013	1021	0	
12/11/2013	1021		
13/11/2013	1021		
14/11/2013	1021		
15/11/2013	1021		
16/11/2013	1021		
17/11/2013	1021		
18/11/2013	1021		
19/11/2013	1021		
20/11/2013	1021		
21/11/2013	1021		
22/11/2013	1021		
23/11/2013	1021		
24/11/2013	1021		
25/11/2013	1021		
26/11/2013	1021		
27/11/2013	1021		
28/11/2013	1021		
29/11/2013	1021		
30/11/2013	1021		
		0	0

Date	Site Location	Vehicle Count	Infringement Count
01/12/2013	1002		
02/12/2013	1002	26419	5
03/12/2013	1002	1757	1
04/12/2013	1002		
05/12/2013	1002	584	2
06/12/2013	1002	9869	1
07/12/2013	1002		
08/12/2013	1002		
09/12/2013	1002	28075	11
10/12/2013	1002	11505	4
11/12/2013	1002		
12/12/2013	1002	11505	4
13/12/2013	1002	11189	6
14/12/2013	1002		
15/12/2013	1002		
16/12/2013	1002	18379	7
17/12/2013	1002	14120	0
18/12/2013	1002		
19/12/2013	1002		
20/12/2013	1002		
21/12/2013	1002		
22/12/2013	1002		
23/12/2013	1002	19544	6
24/12/2013	1002	7521	0
25/12/2013	1002		
26/12/2013	1002		
27/12/2013	1002	10086	13
28/12/2013	1002		
29/12/2013	1002		
30/12/2013	1002	18217	9
31/12/2013	1002	1289	2
		143781	69

Date	Site Location	Vehicle Count	Infringement Count
01/12/2013	1004		
02/12/2013	1004	Turned Off	
03/12/2013	1004		
04/12/2013	1004		
05/12/2013	1004		
06/12/2013	1004		
07/12/2013	1004		
08/12/2013	1004		
09/12/2013	1004		
10/12/2013	1004		
11/12/2013	1004		
12/12/2013	1004		
13/12/2013	1004		
14/12/2013	1004		
15/12/2013	1004		
16/12/2013	1004		
17/12/2013	1004		
18/12/2013	1004		
19/12/2013	1004		
20/12/2013	1004		
21/12/2013	1004		
22/12/2013	1004		
23/12/2013	1004		
24/12/2013	1004		
25/12/2013	1004		
26/12/2013	1004		
27/12/2013	1004		
28/12/2013	1004		
29/12/2013	1004		
30/12/2013	1004		
31/12/2013	1004		
		0	0

Date	Site Location	Vehicle Count	Infringement Count
01/12/2013	1008		
02/12/2013	1008	23511	0
03/12/2013	1008	8863	1
04/12/2013	1008		
05/12/2013	1008	18036	2
06/12/2013	1008	10069	0
07/12/2013	1008		
08/12/2013	1008		
09/12/2013	1008	23348	2
10/12/2013	1008	9832	0
11/12/2013	1008		
12/12/2013	1008	9832	0
13/12/2013	1008	9124	0
14/12/2013	1008		
15/12/2013	1008		
16/12/2013	1008	22398	0
17/12/2013	1008	9658	2
18/12/2013	1008		
19/12/2013	1008		
20/12/2013	1008		
21/12/2013	1008		
22/12/2013	1008		
23/12/2013	1008	46252	5
24/12/2013	1008	7723	0
25/12/2013	1008		
26/12/2013	1008		
27/12/2013	1008	15820	3
28/12/2013	1008		
29/12/2013	1008		
30/12/2013	1008	15791	1
31/12/2013	1008	4208	1
		230257	16

Date	Site Location	Vehicle Count	Infringement Count
01/12/2013	1011	Down	
02/12/2013	1011	Down	
03/12/2013	1011	Down	
04/12/2013	1011	Down	
05/12/2013	1011	Down	
06/12/2013	1011	Down	
07/12/2013	1011	Down	
08/12/2013	1011	Down	
09/12/2013	1011	Down	
10/12/2013	1011	Down	
11/12/2013	1011	Down	
12/12/2013	1011	Down	
13/12/2013	1011	Down	
14/12/2013	1011	Down	
15/12/2013	1011	Down	
16/12/2013	1011	Down	
17/12/2013	1011	Down	
18/12/2013	1011	Down	
19/12/2013	1011	Down	
20/12/2013	1011	Down	
21/12/2013	1011	Down	
22/12/2013	1011	Down	
23/12/2013	1011	Down	
24/12/2013	1011	Down	
25/12/2013	1011	Down	
26/12/2013	1011	Down	
27/12/2013	1011	Down	
28/12/2013	1011	Down	
29/12/2013	1011	Down	
30/12/2013	1011	Down	
31/12/2013	1011	Down	
		0	0

Date	Site Location	Vehicle Count	Infringement Count
01/12/2013	1020		
02/12/2013	1020	11749	10
03/12/2013	1020	671	0
04/12/2013	1020		
05/12/2013	1020	10010	4
06/12/2013	1020	5598	2
07/12/2013	1020		
08/12/2013	1020		
09/12/2013	1020	14305	8
10/12/2013	1020	5449	2
11/12/2013	1020		
12/12/2013	1020	5449	2
13/12/2013	1020	5631	1
14/12/2013	1020		
15/12/2013	1020		
16/12/2013	1020	15141	2
17/12/2013	1020	6925	7
18/12/2013	1020		
19/12/2013	1020		
20/12/2013	1020		
21/12/2013	1020		
22/12/2013	1020		
23/12/2013	1020	28713	10
24/12/2013	1020	4743	0
25/12/2013	1020		
26/12/2013	1020		
27/12/2013	1020	8458	2
28/12/2013	1020		
29/12/2013	1020		
30/12/2013	1020	8440	5
31/12/2013	1020	2285	1
		131282	55

Date	Site Location	Vehicle Count	Infringement Count
01/12/2013	1021		
02/12/2013	1021	Turned Off	
03/12/2013	1021		
04/12/2013	1021		
05/12/2013	1021		
06/12/2013	1021		
07/12/2013	1021		
08/12/2013	1021		
09/12/2013	1021		
10/12/2013	1021		
11/12/2013	1021		
12/12/2013	1021		
13/12/2013	1021		
14/12/2013	1021		
15/12/2013	1021		
16/12/2013	1021		
17/12/2013	1021		
18/12/2013	1021		
19/12/2013	1021		
20/12/2013	1021		
21/12/2013	1021		
22/12/2013	1021		
23/12/2013	1021		
24/12/2013	1021		
25/12/2013	1021		
26/12/2013	1021		
27/12/2013	1021		
28/12/2013	1021		
29/12/2013	1021		
30/12/2013	1021		
31/12/2013	1021		
		0	0

Date	Location Code	Vehicle Count
------	---------------	---------------

01-Jan	1001	
02-Jan	1001	9202
03-Jan	1001	WEEKEND
04-Jan	1001	WEEKEND
05-Jan	1001	27667
06-Jan	1001	6113
07-Jan	1001	9002
08-Jan	1001	11957
09-Jan	1001	9371
10-Jan	1001	WEEKEND
11-Jan	1001	WEEKEND
12-Jan	1001	20341
13-Jan	1001	10164
14-Jan	1001	8527
15-Jan	1001	9885
16-Jan	1001	11241
17-Jan	1001	WEEKEND
18-Jan	1001	WEEKEND
19-Jan	1001	28212
20-Jan	1001	9374
21-Jan	1001	6682
22-Jan	1001	
23-Jan	1001	13620
24-Jan	1001	WEEKEND
25-Jan	1001	WEEKEND
26-Jan	1001	
27-Jan	1001	32720
28-Jan	1001	11119
29-Jan	1001	9229
30-Jan	1001	11763
31-Jan	1001	WEEKEND

256189

Date	Location Code	Vehicle Count
------	---------------	---------------

01-Jan	1002	
02-Jan	1002	14261
03-Jan	1002	WEEKEND
04-Jan	1002	WEEKEND
05-Jan	1002	33609
06-Jan	1002	8327
07-Jan	1002	12384
08-Jan	1002	16227
09-Jan	1002	13821
10-Jan	1002	WEEKEND

11-Jan	1002	WEEKEND
12-Jan	1002	29900
13-Jan	1002	14341
14-Jan	1002	11481
15-Jan	1002	13593
16-Jan	1002	14873
17-Jan	1002	WEEKEND
18-Jan	1002	WEEKEND
19-Jan	1002	40858
20-Jan	1002	13497
21-Jan	1002	11435
22-Jan	1002	
23-Jan	1002	23274
24-Jan	1002	WEEKEND
25-Jan	1002	WEEKEND
26-Jan	1002	
27-Jan	1002	
28-Jan	1002	13307
29-Jan	1002	12623
30-Jan	1002	17610
31-Jan	1002	WEEKEND

315421

Date	Location Code	Vehicle Count
------	---------------	---------------

01-Jan	1004	
02-Jan	1004	8220
03-Jan	1004	WEEKEND
04-Jan	1004	WEEKEND
05-Jan	1004	22685
06-Jan	1004	6151
07-Jan	1004	7833
08-Jan	1004	DOWN
09-Jan	1004	1729
10-Jan	1004	WEEKEND
11-Jan	1004	WEEKEND
12-Jan	1004	29232
13-Jan	1004	14609
14-Jan	1004	12329
15-Jan	1004	14221
16-Jan	1004	15887
17-Jan	1004	WEEKEND
18-Jan	1004	WEEKEND
19-Jan	1004	39574
20-Jan	1004	14765
21-Jan	1004	12285
22-Jan	1004	

23-Jan	1004	25794
24-Jan	1004	WEEKEND
25-Jan	1004	WEEKEND
26-Jan	1004	
27-Jan	1004	46805
28-Jan	1004	16496
29-Jan	1004	14070
30-Jan	1004	16750
31-Jan	1004	WEEKEND
		319435

Date	Location Code	Vehicle Count
------	---------------	---------------

01-Jan	1007	
02-Jan	1007	8212
03-Jan	1007	WEEKEND
04-Jan	1007	WEEKEND
05-Jan	1007	21339
06-Jan	1007	5346
07-Jan	1007	7794
08-Jan	1007	9790
09-Jan	1007	8418
10-Jan	1007	WEEKEND
11-Jan	1007	WEEKEND
12-Jan	1007	19123
13-Jan	1007	9351
14-Jan	1007	7640
15-Jan	1007	8803
16-Jan	1007	9630
17-Jan	1007	WEEKEND
18-Jan	1007	WEEKEND
19-Jan	1007	25408
20-Jan	1007	9117
21-Jan	1007	7457
22-Jan	1007	
23-Jan	1007	16284
24-Jan	1007	WEEKEND
25-Jan	1007	WEEKEND
26-Jan	1007	
27-Jan	1007	30406
28-Jan	1007	10635
29-Jan	1007	8741
30-Jan	1007	11274
31-Jan	1007	WEEKEND
		234768

Date	Location Code	Vehicle Count
------	---------------	---------------

01-Jan	1008	
02-Jan	1008	6430
03-Jan	1008	WEEKEND
04-Jan	1008	WEEKEND
05-Jan	1008	19128
06-Jan	1008	4775
07-Jan	1008	6397
08-Jan	1008	8346
09-Jan	1008	7180
10-Jan	1008	WEEKEND
11-Jan	1008	WEEKEND
12-Jan	1008	16382
13-Jan	1008	8209
14-Jan	1008	5821
15-Jan	1008	6942
16-Jan	1008	8595
17-Jan	1008	WEEKEND
18-Jan	1008	WEEKEND
19-Jan	1008	21819
20-Jan	1008	6994
21-Jan	1008	6314
22-Jan	1008	
23-Jan	1008	12438
24-Jan	1008	WEEKEND
25-Jan	1008	WEEKEND
26-Jan	1008	
27-Jan	1008	26301
28-Jan	1008	8281
29-Jan	1008	7071
30-Jan	1008	8807
31-Jan	1008	WEEKEND

196230

Date	Location Code	Vehicle Count
------	---------------	---------------

01-Jan	1011	
02-Jan	1011	5415
03-Jan	1011	WEEKEND
04-Jan	1011	WEEKEND
05-Jan	1011	13078
06-Jan	1011	3318
07-Jan	1011	4710
08-Jan	1011	5712
09-Jan	1011	5109
10-Jan	1011	WEEKEND

11-Jan	1011	WEEKEND
12-Jan	1011	11816
13-Jan	1011	5610
14-Jan	1011	4476
15-Jan	1011	5271
16-Jan	1011	5677
17-Jan	1011	WEEKEND
18-Jan	1011	WEEKEND
19-Jan	1011	15555
20-Jan	1011	5368
21-Jan	1011	4533
22-Jan	1011	
23-Jan	1011	9764
24-Jan	1011	WEEKEND
25-Jan	1011	WEEKEND
26-Jan	1011	
27-Jan	1011	18758
28-Jan	1011	6350
29-Jan	1011	5302
30-Jan	1011	6723
31-Jan	1011	WEEKEND

142545

Date	Location Code	Vehicle Count
------	---------------	---------------

01-Jan	1020	
02-Jan	1020	6977
03-Jan	1020	WEEKEND
04-Jan	1020	WEEKEND
05-Jan	1020	20539
06-Jan	1020	4875
07-Jan	1020	7555
08-Jan	1020	10024
09-Jan	1020	8913
10-Jan	1020	WEEKEND
11-Jan	1020	WEEKEND
12-Jan	1020	18339
13-Jan	1020	8355
14-Jan	1020	6925
15-Jan	1020	8105
16-Jan	1020	9441
17-Jan	1020	WEEKEND
18-Jan	1020	WEEKEND
19-Jan	1020	22475
20-Jan	1020	7973
21-Jan	1020	7082
22-Jan	1020	

23-Jan	1020	15159
24-Jan	1020	WEEKEND
25-Jan	1020	WEEKEND
26-Jan	1020	
27-Jan	1020	29334
28-Jan	1020	9250
29-Jan	1020	7503
30-Jan	1020	10375
31-Jan	1020	WEEKEND
		219199

Date	Location Code	Vehicle Count
------	---------------	---------------

01-Jan	1021	
02-Jan	1021	6323
03-Jan	1021	WEEKEND
04-Jan	1021	WEEKEND
05-Jan	1021	25183
06-Jan	1021	6042
07-Jan	1021	8745
08-Jan	1021	12019
09-Jan	1021	10031
10-Jan	1021	WEEKEND
11-Jan	1021	WEEKEND
12-Jan	1021	20666
13-Jan	1021	10641
14-Jan	1021	8398
15-Jan	1021	10119
16-Jan	1021	11789
17-Jan	1021	WEEKEND
18-Jan	1021	WEEKEND
19-Jan	1021	30049
20-Jan	1021	10193
21-Jan	1021	8702
22-Jan	1021	
23-Jan	1021	17334
24-Jan	1021	WEEKEND
25-Jan	1021	WEEKEND
26-Jan	1021	
27-Jan	1021	34009
28-Jan	1021	
29-Jan	1021	
30-Jan	1021	3147
31-Jan	1021	WEEKEND
		233390

1917177

Date	Location Code	Vehicle Count
01-Feb	1001	
02-Feb	1001	
03-Feb	1001	33546
04-Feb	1001	10709
05-Feb	1001	5553
06-Feb	1001	13893
07-Feb	1001	
08-Feb	1001	
09-Feb	1001	25319
10-Feb	1001	7009
11-Feb	1001	8027
12-Feb	1001	
13-Feb	1001	9728
14-Feb	1001	
15-Feb	1001	
16-Feb	1001	16887
17-Feb	1001	
18-Feb	1001	14714
19-Feb	1001	7769
20-Feb	1001	
21-Feb	1001	
22-Feb	1001	
23-Feb	1001	26629
24-Feb	1001	7093
25-Feb	1001	9360
26-Feb	1001	
27-Feb	1001	
28-Feb	1001	

196236

Date	Location Code	Vehicle Count
01-Feb	1002	
02-Feb	1002	
03-Feb	1002	49026
04-Feb	1002	17454
05-Feb	1002	9539
06-Feb	1002	19524
07-Feb	1002	
08-Feb	1002	
09-Feb	1002	36021
10-Feb	1002	13952
11-Feb	1002	16446
12-Feb	1002	

13-Feb	1002	31599
14-Feb	1002	
15-Feb	1002	
16-Feb	1002	34412
17-Feb	1002	
18-Feb	1002	29801
19-Feb	1002	15869
20-Feb	1002	
21-Feb	1002	
22-Feb	1002	
23-Feb	1002	55314
24-Feb	1002	14288
25-Feb	1002	16139
26-Feb	1002	
27-Feb	1002	
28-Feb	1002	

359384

Date	Location Code	Vehicle Count
01-Feb	1004	
02-Feb	1004	
03-Feb	1004	39720
04-Feb	1004	14911
05-Feb	1004	8454
06-Feb	1004	15781
07-Feb	1004	
08-Feb	1004	
09-Feb	1004	28224
10-Feb	1004	11534
11-Feb	1004	13461
12-Feb	1004	
13-Feb	1004	26823
14-Feb	1004	
15-Feb	1004	
16-Feb	1004	26760
17-Feb	1004	
18-Feb	1004	24896
19-Feb	1004	12869
20-Feb	1004	
21-Feb	1004	
22-Feb	1004	
23-Feb	1004	42163
24-Feb	1004	12273
25-Feb	1004	404
26-Feb	1004	

27-Feb	1004	
28-Feb	1004	

278273

Date	Location Code	Vehicle Count
01-Feb	1007	
02-Feb	1007	
03-Feb	1007	32297
04-Feb	1007	12273
05-Feb	1007	6754
06-Feb	1007	12631
07-Feb	1007	
08-Feb	1007	
09-Feb	1007	23838
10-Feb	1007	9471
11-Feb	1007	11437
12-Feb	1007	
13-Feb	1007	20421
14-Feb	1007	
15-Feb	1007	
16-Feb	1007	20809
17-Feb	1007	
18-Feb	1007	19957
19-Feb	1007	10830
20-Feb	1007	
21-Feb	1007	
22-Feb	1007	
23-Feb	1007	35256
24-Feb	1007	10348
25-Feb	1007	11482
26-Feb	1007	
27-Feb	1007	
28-Feb	1007	

237804

Date	Location Code	Vehicle Count
01-Feb	1008	
02-Feb	1008	
03-Feb	1008	8109
04-Feb	1008	9496

05-Feb	1008	5856
06-Feb	1008	10267
07-Feb	1008	
08-Feb	1008	
09-Feb	1008	19642
10-Feb	1008	7745
11-Feb	1008	9067
12-Feb	1008	
13-Feb	1008	13275
14-Feb	1008	
15-Feb	1008	
16-Feb	1008	18843
17-Feb	1008	
18-Feb	1008	16286
19-Feb	1008	8500
20-Feb	1008	
21-Feb	1008	
22-Feb	1008	
23-Feb	1008	28179
24-Feb	1008	7777
25-Feb	1008	9175
26-Feb	1008	
27-Feb	1008	
28-Feb	1008	

172217

Date	Location Code	Vehicle Count
01-Feb	1011	
02-Feb	1011	
03-Feb	1011	19859
04-Feb	1011	7283
05-Feb	1011	4208
06-Feb	1011	4658
07-Feb	1011	
08-Feb	1011	
09-Feb	1011	14744
10-Feb	1011	5914
11-Feb	1011	6830
12-Feb	1011	
13-Feb	1011	9847
14-Feb	1011	
15-Feb	1011	
16-Feb	1011	13090
17-Feb	1011	
18-Feb	1011	12010

19-Feb	1011	6270
20-Feb	1011	
21-Feb	1011	
22-Feb	1011	
23-Feb	1011	21260
24-Feb	1011	6091
25-Feb	1011	6763
26-Feb	1011	
27-Feb	1011	
28-Feb	1011	

138827

Date	Location Code	Vehicle Count
01-Feb	1020	
02-Feb	1020	
03-Feb	1020	30060
04-Feb	1020	10528
05-Feb	1020	5659
06-Feb	1020	
07-Feb	1020	
08-Feb	1020	
09-Feb	1020	24730
10-Feb	1020	
11-Feb	1020	18420
12-Feb	1020	
13-Feb	1020	20233
14-Feb	1020	
15-Feb	1020	
16-Feb	1020	22849
17-Feb	1020	
18-Feb	1020	19396
19-Feb	1020	10296
20-Feb	1020	
21-Feb	1020	
22-Feb	1020	
23-Feb	1020	35031
24-Feb	1020	9122
25-Feb	1020	7984
26-Feb	1020	
27-Feb	1020	
28-Feb	1020	

214308

Date	Location Code	Vehicle Count
01-Feb	1021	
02-Feb	1021	
03-Feb	1021	9881
04-Feb	1021	10975
05-Feb	1021	5804
06-Feb	1021	12128
07-Feb	1021	
08-Feb	1021	
09-Feb	1021	21667
10-Feb	1021	8632
11-Feb	1021	10190
12-Feb	1021	
13-Feb	1021	16128
14-Feb	1021	
15-Feb	1021	
16-Feb	1021	23265
17-Feb	1021	
18-Feb	1021	18363
19-Feb	1021	8351
20-Feb	1021	
21-Feb	1021	
22-Feb	1021	
23-Feb	1021	25764
24-Feb	1021	7397
25-Feb	1021	9298
26-Feb	1021	
27-Feb	1021	
28-Feb	1021	

187843

375686

Date	Location Code	Vehicle Count
------	---------------	---------------

01-Mar	1001	
02-Mar	1001	
03-Mar	1001	
04-Mar	1001	54327
05-Mar	1001	8570
06-Mar	1001	
07-Mar	1001	
08-Mar	1001	
09-Mar	1001	
10-Mar	1001	30808
11-Mar	1001	10014
12-Mar	1001	7704
13-Mar	1001	7183
14-Mar	1001	
15-Mar	1001	
16-Mar	1001	21960
17-Mar	1001	7073
18-Mar	1001	7859
19-Mar	1001	9299
20-Mar	1001	8271
21-Mar	1001	
22-Mar	1001	
23-Mar	1001	20774
24-Mar	1001	6480
25-Mar	1001	6637
26-Mar	1001	8340
27-Mar	1001	5050
28-Mar	1001	
29-Mar	1001	
30-Mar	1001	17441
31-Mar	1001	7250

245040

Date	Location Code	Vehicle Count
------	---------------	---------------

01-Mar	1002	
02-Mar	1002	
03-Mar	1002	
04-Mar	1002	104899
05-Mar	1002	17224
06-Mar	1002	
07-Mar	1002	
08-Mar	1002	
09-Mar	1002	
10-Mar	1002	64429
11-Mar	1002	20240
12-Mar	1002	15187

13-Mar	1002	0
14-Mar	1002	
15-Mar	1002	
16-Mar	1002	5209
17-Mar	1002	12884
18-Mar	1002	15555
19-Mar	1002	14989
20-Mar	1002	17152
21-Mar	1002	
22-Mar	1002	
23-Mar	1002	33297
24-Mar	1002	12345
25-Mar	1002	13197
26-Mar	1002	17065
27-Mar	1002	9973
28-Mar	1002	
29-Mar	1002	
30-Mar	1002	36975
31-Mar	1002	14120
		424740

Date	Location Code	Vehicle Count
------	---------------	---------------

01-Mar	1004	
02-Mar	1004	
03-Mar	1004	
04-Mar	1004	81025
05-Mar	1004	14048
06-Mar	1004	
07-Mar	1004	
08-Mar	1004	
09-Mar	1004	
10-Mar	1004	40308
11-Mar	1004	16320
12-Mar	1004	12655
13-Mar	1004	11145
14-Mar	1004	
15-Mar	1004	
16-Mar	1004	32336
17-Mar	1004	11101
18-Mar	1004	13075
19-Mar	1004	12408
20-Mar	1004	14060
21-Mar	1004	
22-Mar	1004	
23-Mar	1004	31630
24-Mar	1004	10896
25-Mar	1004	11346
26-Mar	1004	14459

27-Mar	1004	8944
28-Mar	1004	
29-Mar	1004	
30-Mar	1004	30454
31-Mar	1004	13310

379520

Date	Location Code	Vehicle Count
------	---------------	---------------

01-Mar	1007	
02-Mar	1007	
03-Mar	1007	
04-Mar	1007	70286
05-Mar	1007	11894
06-Mar	1007	
07-Mar	1007	
08-Mar	1007	
09-Mar	1007	
10-Mar	1007	20425
11-Mar	1007	14444
12-Mar	1007	10759
13-Mar	1007	9519
14-Mar	1007	
15-Mar	1007	
16-Mar	1007	27850
17-Mar	1007	7783
18-Mar	1007	11239
19-Mar	1007	10708
20-Mar	1007	11479
21-Mar	1007	
22-Mar	1007	
23-Mar	1007	27350
24-Mar	1007	9243
25-Mar	1007	9921
26-Mar	1007	13092
27-Mar	1007	7312
28-Mar	1007	
29-Mar	1007	
30-Mar	1007	25383
31-Mar	1007	10038

308725

Date	Location Code	Vehicle Count
------	---------------	---------------

01-Mar	1008	
02-Mar	1008	
03-Mar	1008	
04-Mar	1008	53038

05-Mar	1008	9651
06-Mar	1008	
07-Mar	1008	
08-Mar	1008	
09-Mar	1008	
10-Mar	1008	80
11-Mar	1008	10847
12-Mar	1008	8235
13-Mar	1008	7710
14-Mar	1008	
15-Mar	1008	
16-Mar	1008	25248
17-Mar	1008	8192
18-Mar	1008	8824
19-Mar	1008	8677
20-Mar	1008	9134
21-Mar	1008	
22-Mar	1008	
23-Mar	1008	21900
24-Mar	1008	7471
25-Mar	1008	9921
26-Mar	1008	9775
27-Mar	1008	5855
28-Mar	1008	
29-Mar	1008	
30-Mar	1008	20480
31-Mar	1008	8255
		233293

Date	Location Code	Vehicle Count
01-Mar	1011	
02-Mar	1011	
03-Mar	1011	
04-Mar	1011	41920
05-Mar	1011	6944
06-Mar	1011	
07-Mar	1011	
08-Mar	1011	
09-Mar	1011	
10-Mar	1011	23548
11-Mar	1011	8049
12-Mar	1011	8235
13-Mar	1011	5585
14-Mar	1011	
15-Mar	1011	
16-Mar	1011	16289
17-Mar	1011	4748
18-Mar	1011	6416

19-Mar	1011	6227
20-Mar	1011	6610
21-Mar	1011	
22-Mar	1011	
23-Mar	1011	16010
24-Mar	1011	5285
25-Mar	1011	5689
26-Mar	1011	7172
27-Mar	1011	4195
28-Mar	1011	
29-Mar	1011	
30-Mar	1011	14506
31-Mar	1011	5653
		193081

Date	Location Code	Vehicle Count
------	---------------	---------------

01-Mar	1020	
02-Mar	1020	
03-Mar	1020	
04-Mar	1020	63984
05-Mar	1020	11446
06-Mar	1020	
07-Mar	1020	
08-Mar	1020	
09-Mar	1020	
10-Mar	1020	39548
11-Mar	1020	8049
12-Mar	1020	9591
13-Mar	1020	9507
14-Mar	1020	
15-Mar	1020	
16-Mar	1020	27810
17-Mar	1020	8487
18-Mar	1020	7166
19-Mar	1020	14232
20-Mar	1020	4285
21-Mar	1020	
22-Mar	1020	
23-Mar	1020	26190
24-Mar	1020	7835
25-Mar	1020	8662
26-Mar	1020	11215
27-Mar	1020	6615
28-Mar	1020	
29-Mar	1020	
30-Mar	1020	24494
31-Mar	1020	9117

298233

Date	Location Code	Vehicle Count
01-Mar	1021	
02-Mar	1021	
03-Mar	1021	
04-Mar	1021	70868
05-Mar	1021	13570
06-Mar	1021	
07-Mar	1021	
08-Mar	1021	
09-Mar	1021	
10-Mar	1021	20486
11-Mar	1021	15475
12-Mar	1021	11101
13-Mar	1021	10280
14-Mar	1021	
15-Mar	1021	
16-Mar	1021	29672
17-Mar	1021	10104
18-Mar	1021	11122
19-Mar	1021	11250
20-Mar	1021	12210
21-Mar	1021	
22-Mar	1021	
23-Mar	1021	26990
24-Mar	1021	9489
25-Mar	1021	5824
26-Mar	1021	13520
27-Mar	1021	6748
28-Mar	1021	
29-Mar	1021	
30-Mar	1021	26005
31-Mar	1021	10791

315505

631010

Date	Location Code	Vehicle Count
------	---------------	---------------

01-Apr	1001	8467
02-Apr	1001	7168
03-Apr	1001	8494
04-Apr	1001	
05-Apr	1001	
06-Apr	1001	17281
07-Apr	1001	8225
08-Apr	1001	5972
09-Apr	1001	7253
10-Apr	1001	
11-Apr	1001	
12-Apr	1001	
13-Apr	1001	
14-Apr	1001	28425
15-Apr	1001	9029
16-Apr	1001	7659
17-Apr	1001	6120
18-Apr	1001	
19-Apr	1001	
20-Apr	1001	19382
21-Apr	1001	5672
22-Apr	1001	7389
23-Apr	1001	7457
24-Apr	1001	6750
25-Apr	1001	
26-Apr	1001	
27-Apr	1001	
28-Apr	1001	21546
29-Apr	1001	7393
30-Apr	1001	7333

197015

Date	Location Code	Vehicle Count
------	---------------	---------------

01-Apr	1002	15342
02-Apr	1002	14376
03-Apr	1002	17515
04-Apr	1002	
05-Apr	1002	
06-Apr	1002	35596
07-Apr	1002	15895
08-Apr	1002	12450
09-Apr	1002	14573
10-Apr	1002	
11-Apr	1002	
12-Apr	1002	

13-Apr	1002	
14-Apr	1002	58586
15-Apr	1002	17405
16-Apr	1002	15161
17-Apr	1002	12765
18-Apr	1002	
19-Apr	1002	
20-Apr	1002	40888
21-Apr	1002	11805
22-Apr	1002	14519
23-Apr	1002	14920
24-Apr	1002	13904
25-Apr	1002	
26-Apr	1002	
27-Apr	1002	
28-Apr	1002	44332
29-Apr	1002	14599
30-Apr	1002	14739

399370

Date	Location Code	Vehicle Count
------	---------------	---------------

01-Apr	1004	13166
02-Apr	1004	13180
03-Apr	1004	15171
04-Apr	1004	
05-Apr	1004	
06-Apr	1004	28733
07-Apr	1004	14123
08-Apr	1004	11369
09-Apr	1004	12985
10-Apr	1004	
11-Apr	1004	
12-Apr	1004	
13-Apr	1004	
14-Apr	1004	39492
15-Apr	1004	13292
16-Apr	1004	12128
17-Apr	1004	10708
18-Apr	1004	
19-Apr	1004	
20-Apr	1004	29779
21-Apr	1004	10302
22-Apr	1004	12499
23-Apr	1004	12469
24-Apr	1004	11819
25-Apr	1004	
26-Apr	1004	

27-Apr	1004	
28-Apr	1004	33503
29-Apr	1004	12132
30-Apr	1004	12815

319665

Date	Location Code	Vehicle Count
------	---------------	---------------

01-Apr	1007	3519
02-Apr	1007	10497
03-Apr	1007	12330
04-Apr	1007	
05-Apr	1007	
06-Apr	1007	22795
07-Apr	1007	11835
08-Apr	1007	9535
09-Apr	1007	10600
10-Apr	1007	
11-Apr	1007	
12-Apr	1007	
13-Apr	1007	
14-Apr	1007	33725
15-Apr	1007	10451
16-Apr	1007	9297
17-Apr	1007	7708
18-Apr	1007	
19-Apr	1007	
20-Apr	1007	24574
21-Apr	1007	8065
22-Apr	1007	9555
23-Apr	1007	9566
24-Apr	1007	9229
25-Apr	1007	
26-Apr	1007	
27-Apr	1007	
28-Apr	1007	28058
29-Apr	1007	10349
30-Apr	1007	10513

252201

Date	Location Code	Vehicle Count
------	---------------	---------------

01-Apr	1008	9727
02-Apr	1008	8201
03-Apr	1008	9893
04-Apr	1008	

05-Apr	1008	
06-Apr	1008	19620
07-Apr	1008	9552
08-Apr	1008	6921
09-Apr	1008	8469
10-Apr	1008	
11-Apr	1008	
12-Apr	1008	
13-Apr	1008	
14-Apr	1008	28203
15-Apr	1008	9641
16-Apr	1008	8297
17-Apr	1008	6399
18-Apr	1008	
19-Apr	1008	
20-Apr	1008	20899
21-Apr	1008	6059
22-Apr	1008	7822
23-Apr	1008	8190
24-Apr	1008	7035
25-Apr	1008	
26-Apr	1008	
27-Apr	1008	
28-Apr	1008	24120
29-Apr	1008	8549
30-Apr	1008	8615

216212

Date Location Code Vehicle Count

01-Apr	1011	6284
02-Apr	1011	5825
03-Apr	1011	6758
04-Apr	1011	
05-Apr	1011	
06-Apr	1011	12812
07-Apr	1011	6534
08-Apr	1011	5189
09-Apr	1011	5699
10-Apr	1011	
11-Apr	1011	
12-Apr	1011	
13-Apr	1011	
14-Apr	1011	18438
15-Apr	1011	5759
16-Apr	1011	5099
17-Apr	1011	4288
18-Apr	1011	

19-Apr	1011	
20-Apr	1011	13379
21-Apr	1011	4335
22-Apr	1011	5100
23-Apr	1011	5196
24-Apr	1011	4888
25-Apr	1011	
26-Apr	1011	
27-Apr	1011	
28-Apr	1011	15519
29-Apr	1011	5567
30-Apr	1011	5688

142357

Date	Location Code	Vehicle Count
------	---------------	---------------

01-Apr	1020	10635
02-Apr	1020	9878
03-Apr	1020	11007
04-Apr	1020	
05-Apr	1020	
06-Apr	1020	23581
07-Apr	1020	10453
08-Apr	1020	8052
09-Apr	1020	9740
10-Apr	1020	
11-Apr	1020	
12-Apr	1020	
13-Apr	1020	
14-Apr	1020	33079
15-Apr	1020	10318
16-Apr	1020	9511
17-Apr	1020	8240
18-Apr	1020	
19-Apr	1020	
20-Apr	1020	25699
21-Apr	1020	7638
22-Apr	1020	9570
23-Apr	1020	9325
24-Apr	1020	5441
25-Apr	1020	
26-Apr	1020	
27-Apr	1020	
28-Apr	1020	30314
29-Apr	1020	9571
30-Apr	1020	9842

251894

Date	Location Code	Vehicle Count
01-Apr	1021	12920
02-Apr	1021	65
03-Apr	1021	1499
04-Apr	1021	
05-Apr	1021	
06-Apr	1021	24401
07-Apr	1021	12543
08-Apr	1021	9059
09-Apr	1021	11179
10-Apr	1021	
11-Apr	1021	
12-Apr	1021	
13-Apr	1021	
14-Apr	1021	33900
15-Apr	1021	13412
16-Apr	1021	11474
17-Apr	1021	2149
18-Apr	1021	
19-Apr	1021	
20-Apr	1021	27595
21-Apr	1021	8908
22-Apr	1021	10800
23-Apr	1021	11366
24-Apr	1021	10262
25-Apr	1021	
26-Apr	1021	
27-Apr	1021	
28-Apr	1021	31209
29-Apr	1021	11333
30-Apr	1021	11159

255233

2033947

Date	Location Code	Vehicle Count
------	---------------	---------------

01-May	1001	7362
02-May	1001	
03-May	1001	
04-May	1001	18866
05-May	1001	7162
06-May	1001	6579
07-May	1001	7270
08-May	1001	7500
09-May	1001	
10-May	1001	
11-May	1001	19140
12-May	1001	7283
13-May	1001	6969
14-May	1001	7085
15-May	1001	7577
16-May	1001	
17-May	1001	
18-May	1001	18333
19-May	1001	8253
20-May	1001	6533
21-May	1001	6008
22-May	1001	7400
23-May	1001	
24-May	1001	
25-May	1001	18218
26-May	1001	7022
27-May	1001	6959
28-May	1001	7320
29-May	1001	7443
30-May	1001	
31-May	1001	

196282

Date	Location Code	Vehicle Count
------	---------------	---------------

01-May	1002	14889
02-May	1002	
03-May	1002	
04-May	1002	39092
05-May	1002	14105
06-May	1002	13518
07-May	1002	14752
08-May	1002	15479
09-May	1002	0
10-May	1002	
11-May	1002	40369
12-May	1002	14166

13-May	1002	13999
14-May	1002	14601
15-May	1002	15699
16-May	1002	
17-May	1002	
18-May	1002	38959
19-May	1002	15680
20-May	1002	13294
21-May	1002	12736
22-May	1002	15150
23-May	1002	
24-May	1002	
25-May	1002	37218
26-May	1002	13843
27-May	1002	13739
28-May	1002	14562
29-May	1002	15347
30-May	1002	
31-May	1002	

401197

Date Location Code Vehicle Count

01-May	1004	13415
02-May	1004	
03-May	1004	
04-May	1004	33890
05-May	1004	13067
06-May	1004	12713
07-May	1004	11776
08-May	1004	13524
09-May	1004	
10-May	1004	
11-May	1004	34598
12-May	1004	13248
13-May	1004	12898
14-May	1004	13155
15-May	1004	13743
16-May	1004	
17-May	1004	
18-May	1004	32060
19-May	1004	14209
20-May	1004	12500
21-May	1004	12114
22-May	1004	13668
23-May	1004	
24-May	1004	
25-May	1004	32666
26-May	1004	13317

27-May	1004	12836
28-May	1004	13549
29-May	1004	13650
30-May	1004	
31-May	1004	

356596

Date Location Code Vehicle Count

01-May	1007	10325
02-May	1007	
03-May	1007	
04-May	1007	25715
05-May	1007	9946
06-May	1007	10242
07-May	1007	10376
08-May	1007	10301
09-May	1007	
10-May	1007	
11-May	1007	26194
12-May	1007	10159
13-May	1007	10088
14-May	1007	10399
15-May	1007	10277
16-May	1007	
17-May	1007	
18-May	1007	24640
19-May	1007	10714
20-May	1007	9688
21-May	1007	8737
22-May	1007	9826
23-May	1007	
24-May	1007	
25-May	1007	25139
26-May	1007	10040
27-May	1007	10151
28-May	1007	10231
29-May	1007	
30-May	1007	
31-May	1007	

263188

Date Location Code Vehicle Count

01-May	1008	8274
02-May	1008	
03-May	1008	
04-May	1008	22659

05-May	1008	8146
06-May	1008	7686
07-May	1008	8375
08-May	1008	7980
09-May	1008	
10-May	1008	
11-May	1008	23357
12-May	1008	8369
13-May	1008	7539
14-May	1008	7777
15-May	1008	8469
16-May	1008	
17-May	1008	
18-May	1008	20927
19-May	1008	9521
20-May	1008	7562
21-May	1008	6549
22-May	1008	8678
23-May	1008	
24-May	1008	
25-May	1008	21589
26-May	1008	8278
27-May	1008	7799
28-May	1008	8066
29-May	1008	8888
30-May	1008	
31-May	1008	

226488

Date Location Code Vehicle Count

01-May	1011	5578
02-May	1011	
03-May	1011	
04-May	1011	25715
05-May	1011	5284
06-May	1011	5614
07-May	1011	5585
08-May	1011	5327
09-May	1011	
10-May	1011	
11-May	1011	14583
12-May	1011	4959
13-May	1011	5228
14-May	1011	6985
15-May	1011	4077
16-May	1011	
17-May	1011	
18-May	1011	13172

19-May	1011	9931
20-May	1011	10666
21-May	1011	5065
22-May	1011	5443
23-May	1011	
24-May	1011	
25-May	1011	13476
26-May	1011	5180
27-May	1011	5287
28-May	1011	5509
29-May	1011	5694
30-May	1011	
31-May	1011	
		168358

Date	Location Code	Vehicle Count
------	---------------	---------------

01-May	1020	10150
02-May	1020	
03-May	1020	
04-May	1020	39092
05-May	1020	14105
06-May	1020	9350
07-May	1020	10059
08-May	1020	10227
09-May	1020	
10-May	1020	
11-May	1020	27595
12-May	1020	8741
13-May	1020	9186
14-May	1020	9529
15-May	1020	10495
16-May	1020	
17-May	1020	
18-May	1020	26123
19-May	1020	9898
20-May	1020	8511
21-May	1020	8343
22-May	1020	10469
23-May	1020	
24-May	1020	
25-May	1020	26139
26-May	1020	8888
27-May	1020	9319
28-May	1020	9869
29-May	1020	10496
30-May	1020	
31-May	1020	

286584

Date	Location Code	Vehicle Count
------	---------------	---------------

01-May	1021	11234
02-May	1021	
03-May	1021	
04-May	1021	18866
05-May	1021	7162
06-May	1021	10877
07-May	1021	9899
08-May	1021	11420
09-May	1021	
10-May	1021	
11-May	1021	
12-May	1021	6566
13-May	1021	10153
14-May	1021	10519
15-May	1021	12271
16-May	1021	
17-May	1021	
18-May	1021	26466
19-May	1021	12426
20-May	1021	9799
21-May	1021	9419
22-May	1021	11527
23-May	1021	
24-May	1021	
25-May	1021	26799
26-May	1021	10977
27-May	1021	10499
28-May	1021	10746
29-May	1021	11590
30-May	1021	
31-May	1021	

249215

2147908

Date	Location Code	Vehicle Count
------	---------------	---------------

01-Jun	1001	18443
02-Jun	1001	13398
03-Jun	1001	6666
04-Jun	1001	9300
05-Jun	1001	5618
06-Jun	1001	
07-Jun	1001	
08-Jun	1001	
09-Jun	1001	24389
10-Jun	1001	5589
11-Jun	1001	6866
12-Jun	1001	7215
13-Jun	1001	
14-Jun	1001	
15-Jun	1001	18485
16-Jun	1001	6900
17-Jun	1001	6969
18-Jun	1001	6999
19-Jun	1001	7439
20-Jun	1001	
21-Jun	1001	
22-Jun	1001	18589
23-Jun	1001	6479
24-Jun	1001	7599
25-Jun	1001	7599
26-Jun	1001	7599
27-Jun	1001	
28-Jun	1001	
29-Jun	1001	18821
30-Jun	1001	6504

217466

Date	Location Code	Vehicle Count
------	---------------	---------------

01-Jun	1002	37809
02-Jun	1002	13398
03-Jun	1002	
04-Jun	1002	15057
05-Jun	1002	11834
06-Jun	1002	
07-Jun	1002	
08-Jun	1002	
09-Jun	1002	49006
10-Jun	1002	11554
11-Jun	1002	13383
12-Jun	1002	14403

13-Jun	1002	
14-Jun	1002	
15-Jun	1002	36444
16-Jun	1002	12983
17-Jun	1002	13878
18-Jun	1002	12699
19-Jun	1002	15041
20-Jun	1002	
21-Jun	1002	
22-Jun	1002	27009
23-Jun	1002	12667
24-Jun	1002	13392
25-Jun	1002	14688
26-Jun	1002	15211
27-Jun	1002	
28-Jun	1002	
29-Jun	1002	38691
30-Jun	1002	12977

392124

Date	Location Code	Vehicle Count
------	---------------	---------------

01-Jun	1004	32306
02-Jun	1004	12747
03-Jun	1004	12636
04-Jun	1004	15057
05-Jun	1004	11419
06-Jun	1004	
07-Jun	1004	
08-Jun	1004	
09-Jun	1004	37051
10-Jun	1004	10041
11-Jun	1004	12715
12-Jun	1004	13553
13-Jun	1004	
14-Jun	1004	
15-Jun	1004	32999
16-Jun	1004	12428
17-Jun	1004	12661
18-Jun	1004	13844
19-Jun	1004	12909
20-Jun	1004	
21-Jun	1004	
22-Jun	1004	32006
23-Jun	1004	11799
24-Jun	1004	12728
25-Jun	1004	13092
26-Jun	1004	13333

27-Jun	1004	
28-Jun	1004	
29-Jun	1004	32133
30-Jun	1004	11660

369117

Date	Location Code	Vehicle Count
------	---------------	---------------

01-Jun	1007	23019
02-Jun	1007	9827
03-Jun	1007	9716
04-Jun	1007	11328
05-Jun	1007	8647
06-Jun	1007	
07-Jun	1007	
08-Jun	1007	
09-Jun	1007	28168
10-Jun	1007	9097
11-Jun	1007	9466
12-Jun	1007	9799
13-Jun	1007	
14-Jun	1007	
15-Jun	1007	23389
16-Jun	1007	9200
17-Jun	1007	9555
18-Jun	1007	9472
19-Jun	1007	6833
20-Jun	1007	
21-Jun	1007	
22-Jun	1007	23838
23-Jun	1007	4069
24-Jun	1007	9460
25-Jun	1007	9399
26-Jun	1007	9482
27-Jun	1007	
28-Jun	1007	
29-Jun	1007	24076
30-Jun	1007	7923

265763

Date	Location Code	Vehicle Count
------	---------------	---------------

01-Jun	1008	20665
02-Jun	1008	8830
03-Jun	1008	6862
04-Jun	1008	10708

05-Jun	1008	6358
06-Jun	1008	
07-Jun	1008	
08-Jun	1008	
09-Jun	1008	26304
10-Jun	1008	6666
11-Jun	1008	7805
12-Jun	1008	8136
13-Jun	1008	
14-Jun	1008	
15-Jun	1008	21555
16-Jun	1008	7787
17-Jun	1008	7899
18-Jun	1008	7935
19-Jun	1008	7488
20-Jun	1008	
21-Jun	1008	
22-Jun	1008	22299
23-Jun	1008	6999
24-Jun	1008	8015
25-Jun	1008	8228
26-Jun	1008	8354
27-Jun	1008	
28-Jun	1008	
29-Jun	1008	21559
30-Jun	1008	7135

237587

Date Location Code Vehicle Count

01-Jun	1011	13099
02-Jun	1011	5152
03-Jun	1011	4983
04-Jun	1011	5742
05-Jun	1011	4540
06-Jun	1011	
07-Jun	1011	
08-Jun	1011	
09-Jun	1011	31967
10-Jun	1011	20404
11-Jun	1011	5364
12-Jun	1011	5287
13-Jun	1011	
14-Jun	1011	
15-Jun	1011	13818
16-Jun	1011	4955
17-Jun	1011	5191
18-Jun	1011	5189

19-Jun	1011	5154
20-Jun	1011	
21-Jun	1011	
22-Jun	1011	12743
23-Jun	1011	4704
24-Jun	1011	5141
25-Jun	1011	5248
26-Jun	1011	5014
27-Jun	1011	
28-Jun	1011	
29-Jun	1011	13156
30-Jun	1011	4668

181519

Date	Location Code	Vehicle Count
------	---------------	---------------

01-Jun	1020	25659
02-Jun	1020	9172
03-Jun	1020	8893
04-Jun	1020	11889
05-Jun	1020	8593
06-Jun	1020	
07-Jun	1020	
08-Jun	1020	
09-Jun	1020	
10-Jun	1020	8098
11-Jun	1020	9307
12-Jun	1020	9786
13-Jun	1020	
14-Jun	1020	
15-Jun	1020	25796
16-Jun	1020	8692
17-Jun	1020	9207
18-Jun	1020	9383
19-Jun	1020	10154
20-Jun	1020	
21-Jun	1020	
22-Jun	1020	15299
23-Jun	1020	8340
24-Jun	1020	9555
25-Jun	1020	9559
26-Jun	1020	10299
27-Jun	1020	
28-Jun	1020	
29-Jun	1020	26161
30-Jun	1020	8259

242101

Date	Location Code	Vehicle Count
------	---------------	---------------

01-Jun	1021	26519
02-Jun	1021	11131
03-Jun	1021	9777
04-Jun	1021	13669
05-Jun	1021	8518
06-Jun	1021	
07-Jun	1021	
08-Jun	1021	
09-Jun	1021	
10-Jun	1021	9273
11-Jun	1021	10538
12-Jun	1021	
13-Jun	1021	
14-Jun	1021	
15-Jun	1021	22800
16-Jun	1021	10599
17-Jun	1021	10633
18-Jun	1021	11017
19-Jun	1021	11399
20-Jun	1021	
21-Jun	1021	
22-Jun	1021	28666
23-Jun	1021	9555
24-Jun	1021	10719
25-Jun	1021	10133
26-Jun	1021	11302
27-Jun	1021	
28-Jun	1021	
29-Jun	1021	28389
30-Jun	1021	10523

265160

2170837

Date	Location Code	Vehicle Count
------	---------------	---------------

01-Jul	1001	7902
02-Jul	1001	6039
03-Jul	1001	6122
04-Jul	1001	
05-Jul	1001	
06-Jul	1001	18822
07-Jul	1001	6134
08-Jul	1001	7067
09-Jul	1001	6919
10-Jul	1001	8449
11-Jul	1001	
12-Jul	1001	
13-Jul	1001	17240
14-Jul	1001	6389
15-Jul	1001	7161
16-Jul	1001	7205
17-Jul	1001	7699
18-Jul	1001	
19-Jul	1001	
20-Jul	1001	20118
21-Jul	1001	5725
22-Jul	1001	7333
23-Jul	1001	7209
24-Jul	1001	7742
25-Jul	1001	
26-Jul	1001	
27-Jul	1001	18728
28-Jul	1001	6748
29-Jul	1001	6590
30-Jul	1001	7155
31-Jul	1001	8111

208607

Date	Location Code	Vehicle Count
------	---------------	---------------

01-Jul	1002	14975
02-Jul	1002	12522
03-Jul	1002	14506
04-Jul	1002	
05-Jul	1002	
06-Jul	1002	37872
07-Jul	1002	11690
08-Jul	1002	13333
09-Jul	1002	13509
10-Jul	1002	16315
11-Jul	1002	
12-Jul	1002	

13-Jul	1002	30543
14-Jul	1002	12885
15-Jul	1002	13939
16-Jul	1002	14151
17-Jul	1002	0
18-Jul	1002	
19-Jul	1002	
20-Jul	1002	39664
21-Jul	1002	12788
22-Jul	1002	14444
23-Jul	1002	14609
24-Jul	1002	15799
25-Jul	1002	
26-Jul	1002	
27-Jul	1002	38898
28-Jul	1002	9715
29-Jul	1002	13557
30-Jul	1002	14299
31-Jul	1002	16005
		396018

Date	Location Code	Vehicle Count
------	---------------	---------------

01-Jul	1004	13250
02-Jul	1004	11452
03-Jul	1004	12222
04-Jul	1004	
05-Jul	1004	
06-Jul	1004	31320
07-Jul	1004	8011
08-Jul	1004	8729
09-Jul	1004	8695
10-Jul	1004	9709
11-Jul	1004	
12-Jul	1004	
13-Jul	1004	18778
14-Jul	1004	8029
15-Jul	1004	8860
16-Jul	1004	7549
17-Jul	1004	0
18-Jul	1004	
19-Jul	1004	
20-Jul	1004	0
21-Jul	1004	7543
22-Jul	1004	9288
23-Jul	1004	9155
24-Jul	1004	9777
25-Jul	1004	
26-Jul	1004	

27-Jul	1004	22024
28-Jul	1004	9355
29-Jul	1004	9042
30-Jul	1004	9410
31-Jul	1004	10078

242276

Date	Location Code	Vehicle Count
------	---------------	---------------

01-Jul	1007	9587
02-Jul	1007	8598
03-Jul	1007	7826
04-Jul	1007	
05-Jul	1007	
06-Jul	1007	23394
07-Jul	1007	6526
08-Jul	1007	8537
09-Jul	1007	8444
10-Jul	1007	9709
11-Jul	1007	
12-Jul	1007	
13-Jul	1007	18778
14-Jul	1007	7803
15-Jul	1007	8799
16-Jul	1007	8814
17-Jul	1007	8906
18-Jul	1007	
19-Jul	1007	
20-Jul	1007	22846
21-Jul	1007	8259
22-Jul	1007	9734
23-Jul	1007	9708
24-Jul	1007	9999
25-Jul	1007	
26-Jul	1007	
27-Jul	1007	23797
28-Jul	1007	3171
29-Jul	1007	6984
30-Jul	1007	10044
31-Jul	1007	10412

250675

Date	Location Code	Vehicle Count
------	---------------	---------------

01-Jul	1008	9129
02-Jul	1008	6733
03-Jul	1008	7826
04-Jul	1008	
05-Jul	1008	

06-Jul	1008	21415
07-Jul	1008	6369
08-Jul	1008	7416
09-Jul	1008	7228
10-Jul	1008	8888
11-Jul	1008	
12-Jul	1008	
13-Jul	1008	18462
14-Jul	1008	6538
15-Jul	1008	7713
16-Jul	1008	7601
17-Jul	1008	8114
18-Jul	1008	
19-Jul	1008	
20-Jul	1008	20658
21-Jul	1008	6727
22-Jul	1008	7910
23-Jul	1008	7579
24-Jul	1008	8588
25-Jul	1008	
26-Jul	1008	
27-Jul	1008	20864
28-Jul	1008	7171
29-Jul	1008	7192
30-Jul	1008	7855
31-Jul	1008	9097

227073

Date	Location Code	Vehicle Count
01-Jul	1011	5188
02-Jul	1011	4708
03-Jul	1011	5013
04-Jul	1011	
05-Jul	1011	
06-Jul	1011	12955
07-Jul	1011	4329
08-Jul	1011	4732
09-Jul	1011	4704
10-Jul	1011	5155
11-Jul	1011	
12-Jul	1011	
13-Jul	1011	11074
14-Jul	1011	4309
15-Jul	1011	4734
16-Jul	1011	4635
17-Jul	1011	4810
18-Jul	1011	
19-Jul	1011	

20-Jul	1011	12422
21-Jul	1011	4631
22-Jul	1011	4980
23-Jul	1011	5144
24-Jul	1011	5309
25-Jul	1011	
26-Jul	1011	
27-Jul	1011	12817
28-Jul	1011	4996
29-Jul	1011	5051
30-Jul	1011	5230
31-Jul	1011	5647

142573

Date	Location Code	Vehicle Count
01-Jul	1020	9453
02-Jul	1020	8200
03-Jul	1020	9529
04-Jul	1020	
05-Jul	1020	
06-Jul	1020	23859
07-Jul	1020	7531
08-Jul	1020	8714
09-Jul	1020	8678
10-Jul	1020	10120
11-Jul	1020	
12-Jul	1020	
13-Jul	1020	21984
14-Jul	1020	7782
15-Jul	1020	8924
16-Jul	1020	8915
17-Jul	1020	10217
18-Jul	1020	
19-Jul	1020	
20-Jul	1020	24170
21-Jul	1020	8300
22-Jul	1020	9251
23-Jul	1020	9609
24-Jul	1020	10828
25-Jul	1020	
26-Jul	1020	
27-Jul	1020	24526
28-Jul	1020	8567
29-Jul	1020	8679
30-Jul	1020	9195
31-Jul	1020	10437

267468

Date	Location Code	Vehicle Count
01-Jul	1021	12271
02-Jul	1021	9696
03-Jul	1021	11060
04-Jul	1021	
05-Jul	1021	
06-Jul	1021	27936
07-Jul	1021	9369
08-Jul	1021	10493
09-Jul	1021	10537
10-Jul	1021	12303
11-Jul	1021	
12-Jul	1021	
13-Jul	1021	0
14-Jul	1021	7891
15-Jul	1021	10585
16-Jul	1021	10588
17-Jul	1021	11088
18-Jul	1021	
19-Jul	1021	
20-Jul	1021	27386
21-Jul	1021	9267
22-Jul	1021	11199
23-Jul	1021	10729
24-Jul	1021	11952
25-Jul	1021	
26-Jul	1021	
27-Jul	1021	25999
28-Jul	1021	10657
29-Jul	1021	10510
30-Jul	1021	10787
31-Jul	1021	34

272337

2007027

Date	Location Code	Vehicle Count
------	---------------	---------------

01-Aug	1001	
02-Aug	1001	
03-Aug	1001	18259
04-Aug	1001	6516
05-Aug	1001	7354
06-Aug	1001	7230
07-Aug	1001	7600
08-Aug	1001	
09-Aug	1001	
10-Aug	1001	18243
11-Aug	1001	8172
12-Aug	1001	6044
13-Aug	1001	7600
14-Aug	1001	6900
15-Aug	1001	
16-Aug	1001	
17-Aug	1001	20400
18-Aug	1001	6633
19-Aug	1001	6668
20-Aug	1001	0
21-Aug	1001	14238
22-Aug	1001	
23-Aug	1001	
24-Aug	1001	19240
25-Aug	1001	12497
26-Aug	1001	7054
27-Aug	1001	7625
28-Aug	1001	7006
29-Aug	1001	
30-Aug	1001	
31-Aug	1001	19805

215084

Date	Location Code	Vehicle Count
------	---------------	---------------

01-Aug	1002	
02-Aug	1002	
03-Aug	1002	38244
04-Aug	1002	13037
05-Aug	1002	14420
06-Aug	1002	14469
07-Aug	1002	15460
08-Aug	1002	
09-Aug	1002	
10-Aug	1002	37790
11-Aug	1002	15251
12-Aug	1002	11943

13-Aug	1002	15244
14-Aug	1002	14617
15-Aug	1002	
16-Aug	1002	
17-Aug	1002	41934
18-Aug	1002	13280
19-Aug	1002	13842
20-Aug	1002	0
21-Aug	1002	29244
22-Aug	1002	
23-Aug	1002	
24-Aug	1002	39394
25-Aug	1002	12497
26-Aug	1002	14213
27-Aug	1002	15317
28-Aug	1002	14389
29-Aug	1002	
30-Aug	1002	
31-Aug	1002	35389
		419974

Date	Location Code	Vehicle Count
------	---------------	---------------

01-Aug	1004	
02-Aug	1004	
03-Aug	1004	22169
04-Aug	1004	8756
05-Aug	1004	9513
06-Aug	1004	9350
07-Aug	1004	9774
08-Aug	1004	
09-Aug	1004	
10-Aug	1004	21515
11-Aug	1004	9752
12-Aug	1004	8291
13-Aug	1004	9619
14-Aug	1004	9448
15-Aug	1004	
16-Aug	1004	
17-Aug	1004	24287
18-Aug	1004	8912
19-Aug	1004	8873
20-Aug	1004	0
21-Aug	1004	0
22-Aug	1004	
23-Aug	1004	
24-Aug	1004	0
25-Aug	1004	7111
26-Aug	1004	8050

27-Aug	1004	8983
28-Aug	1004	8999
29-Aug	1004	
30-Aug	1004	
31-Aug	1004	23496

216898

Date Location Code Vehicle Count

01-Aug	1007	
02-Aug	1007	
03-Aug	1007	23776
04-Aug	1007	9619
05-Aug	1007	10162
06-Aug	1007	10156
07-Aug	1007	10035
08-Aug	1007	
09-Aug	1007	
10-Aug	1007	23500
11-Aug	1007	10416
12-Aug	1007	9858
13-Aug	1007	10313
14-Aug	1007	10001
15-Aug	1007	
16-Aug	1007	
17-Aug	1007	27134
18-Aug	1007	9644
19-Aug	1007	9966
20-Aug	1007	0
21-Aug	1007	20315
22-Aug	1007	
23-Aug	1007	
24-Aug	1007	24838
25-Aug	1007	9222
26-Aug	1007	9918
27-Aug	1007	10297
28-Aug	1007	10190
29-Aug	1007	
30-Aug	1007	
31-Aug	1007	14784

274144

Date Location Code Vehicle Count

01-Aug	1008	
02-Aug	1008	
03-Aug	1008	28850
04-Aug	1008	0

05-Aug	1008	5279
06-Aug	1008	15908
07-Aug	1008	8525
08-Aug	1008	
09-Aug	1008	
10-Aug	1008	20796
11-Aug	1008	8888
12-Aug	1008	6480
13-Aug	1008	8154
14-Aug	1008	6100
15-Aug	1008	
16-Aug	1008	
17-Aug	1008	23003
18-Aug	1008	7121
19-Aug	1008	7291
20-Aug	1008	0
21-Aug	1008	16375
22-Aug	1008	
23-Aug	1008	
24-Aug	1008	22343
25-Aug	1008	7533
26-Aug	1008	7688
27-Aug	1008	8669
28-Aug	1008	7702
29-Aug	1008	
30-Aug	1008	
31-Aug	1008	21809
		238514

Date	Location Code	Vehicle Count
------	---------------	---------------

01-Aug	1011	
02-Aug	1011	
03-Aug	1011	13097
04-Aug	1011	4984
05-Aug	1011	6320
06-Aug	1011	5207
07-Aug	1011	5202
08-Aug	1011	
09-Aug	1011	
10-Aug	1011	12525
11-Aug	1011	5455
12-Aug	1011	4447
13-Aug	1011	5396
14-Aug	1011	4938
15-Aug	1011	
16-Aug	1011	
17-Aug	1011	13721
18-Aug	1011	4712

19-Aug	1011	4624
20-Aug	1011	0
21-Aug	1011	9602
22-Aug	1011	
23-Aug	1011	
24-Aug	1011	12256
25-Aug	1011	4488
26-Aug	1011	4834
27-Aug	1011	5125
28-Aug	1011	4900
29-Aug	1011	
30-Aug	1011	
31-Aug	1011	12561
		144394

Date	Location Code	Vehicle Count
------	---------------	---------------

01-Aug	1020	
02-Aug	1020	
03-Aug	1020	25057
04-Aug	1020	8709
05-Aug	1020	9689
06-Aug	1020	9625
07-Aug	1020	10266
08-Aug	1020	
09-Aug	1020	
10-Aug	1020	24347
11-Aug	1020	10028
12-Aug	1020	8793
13-Aug	1020	9484
14-Aug	1020	9777
15-Aug	1020	
16-Aug	1020	
17-Aug	1020	27835
18-Aug	1020	8769
19-Aug	1020	8888
20-Aug	1020	0
21-Aug	1020	19122
22-Aug	1020	
23-Aug	1020	
24-Aug	1020	25734
25-Aug	1020	8261
26-Aug	1020	9345
27-Aug	1020	10222
28-Aug	1020	9872
29-Aug	1020	
30-Aug	1020	
31-Aug	1020	27071

280894

Date	Location Code	Vehicle Count
01-Aug	1021	
02-Aug	1021	
03-Aug	1021	21546
04-Aug	1021	10312
05-Aug	1021	10927
06-Aug	1021	10937
07-Aug	1021	10593
08-Aug	1021	
09-Aug	1021	
10-Aug	1021	0
11-Aug	1021	10633
12-Aug	1021	9024
13-Aug	1021	10785
14-Aug	1021	10429
15-Aug	1021	
16-Aug	1021	
17-Aug	1021	29289
18-Aug	1021	9875
19-Aug	1021	10180
20-Aug	1021	0
21-Aug	1021	21826
22-Aug	1021	
23-Aug	1021	
24-Aug	1021	28580
25-Aug	1021	9650
26-Aug	1021	10535
27-Aug	1021	11731
28-Aug	1021	10643
29-Aug	1021	
30-Aug	1021	
31-Aug	1021	1202

248697

497394

Date	Location Code	Vehicle Count
------	---------------	---------------

1	1001	5644
2	1001	7355
3	1001	7433
4	1001	10180
5	1001	
6	1001	
7	1001	20218
8	1001	4695
9	1001	5992
10	1001	7626
11	1001	8743
12	1001	
13	1001	
14	1001	18502
15	1001	6795
16	1001	9484
17	1001	5198
18	1001	10793
19	1001	
20	1001	
21	1001	
22	1001	25458
23	1001	7190
24	1001	9989
25	1001	4128
26	1001	
27	1001	
28	1001	22133
29	1001	5670
30	1001	7666

210892

Date	Location Code	Vehicle Count
------	---------------	---------------

1	1002	11616
2	1002	14422
3	1002	
4	1002	407
5	1002	
6	1002	
7	1002	11313
8	1002	2803
9	1002	3778
10	1002	4460
11	1002	
12	1002	

13	1002	
14	1002	26609
15	1002	9640
16	1002	12369
17	1002	7769
18	1002	15624
19	1002	
20	1002	
21	1002	
22	1002	35434
23	1002	10026
24	1002	14157
25	1002	6373
26	1002	
27	1002	
28	1002	30988
29	1002	8888
30	1002	10243

236919

Date	Location Code	Vehicle Count
------	---------------	---------------

1	1004	7730
2	1004	9052
3	1004	9282
4	1004	12142
5	1004	
6	1004	
7	1004	24637
8	1004	5107
9	1004	7357
10	1004	8769
11	1004	10295
12	1004	
13	1004	
14	1004	22796
15	1004	8372
16	1004	10651
17	1004	7353
18	1004	12650
19	1004	
20	1004	
21	1004	
22	1004	29860
23	1004	8926
24	1004	10889
25	1004	6004
26	1004	

27	1004	
28	1004	21555
29	1004	7568
30	1004	8659

249654

Date	Location Code	Vehicle Count
------	---------------	---------------

1	1007	4630
2	1007	5304
3	1007	5852
4	1007	9292
5	1007	
6	1007	
7	1007	22710
8	1007	5783
9	1007	8518
10	1007	9608
11	1007	11439
12	1007	
13	1007	
14	1007	21159
15	1007	4509
16	1007	7714
17	1007	3873
18	1007	6852
19	1007	
20	1007	
21	1007	
22	1007	16902
23	1007	6523
24	1007	9826
25	1007	6346
26	1007	
27	1007	
28	1007	23766
29	1007	8424
30	1007	9524

208554

Date	Location Code	Vehicle Count
------	---------------	---------------

1	1008	6139
2	1008	8458
3	1008	8392
4	1008	11088

5	1008	
6	1008	
7	1008	22789
8	1008	4848
9	1008	6385
10	1008	8229
11	1008	9943
12	1008	
13	1008	
14	1008	20296
15	1008	7821
16	1008	10365
17	1008	5808
18	1008	11822
19	1008	
20	1008	
21	1008	
22	1008	26463
23	1008	7664
24	1008	10698
25	1008	4327
26	1008	
27	1008	
28	1008	21278
29	1008	6256
30	1008	7817

226886

Date	Location Code	Vehicle Count
------	---------------	---------------

1	1011	4689
2	1011	5066
3	1011	4229
4	1011	6397
5	1011	
6	1011	
7	1011	
8	1011	16029
9	1011	4326
10	1011	4900
11	1011	5786
12	1011	
13	1011	
14	1011	12143
15	1011	4624
16	1011	6259
17	1011	3956
18	1011	7004

19	1011	
20	1011	
21	1011	
22	1011	16720
23	1011	3207
24	1011	
25	1011	3347
26	1011	
27	1011	
28	1011	12898
29	1011	4317
30	1011	4894

130791

Date	Location Code	Vehicle Count
------	---------------	---------------

1	1020	8055
2	1020	9558
3	1020	10184
4	1020	13619
5	1020	
6	1020	
7	1020	26563
8	1020	5636
9	1020	8195
10	1020	721
11	1020	8627
12	1020	
13	1020	
14	1020	24079
15	1020	8474
16	1020	11774
17	1020	6833
18	1020	14277
19	1020	
20	1020	
21	1020	
22	1020	31579
23	1020	9474
24	1020	13171
25	1020	6068
26	1020	
27	1020	
28	1020	26452
29	1020	7827
30	1020	9560

260726

Date	Location Code	Vehicle Count
1	1021	8922
2	1021	11368
3	1021	11428
4	1021	15713
5	1021	
6	1021	
7	1021	28836
8	1021	6221
9	1021	9181
10	1021	11327
11	1021	13508
12	1021	
13	1021	
14	1021	25996
15	1021	10162
16	1021	106
17	1021	2443
18	1021	17330
19	1021	
20	1021	
21	1021	
22	1021	853
23	1021	
24	1021	14104
25	1021	5539
26	1021	
27	1021	
28	1021	25804
29	1021	9100
30	1021	10880

238821

1763243

Date Location Code Vehicle Count

1	1001	7632
2	1001	7511
3	1001	
4	1001	
5	1001	
6	1001	24593
7	1001	7195
8	1001	7196
9	1001	7398
10	1001	
11	1001	
12	1001	
13	1001	27333
14	1001	8300
15	1001	6696
16	1001	7998
17	1001	
18	1001	
19	1001	18588
20	1001	6439
21	1001	8333
22	1001	6710
23	1001	7667
24	1001	
25	1001	
26	1001	18782
27	1001	8366
28	1001	7188
29	1001	9580
30	1001	5435
31	1001	

208940

Date Location Code Vehicle Count

1	1002	10630
2	1002	10659
3	1002	
4	1002	
5	1002	
6	1002	34859
7	1002	9696
8	1002	10177
9	1002	11119
10	1002	
11	1002	
12	1002	

13	1002	37259
14	1002	10468
15	1002	10275
16	1002	11419
17	1002	
18	1002	
19	1002	25955
20	1002	8929
21	1002	10988
22	1002	9407
23	1002	10818
24	1002	
25	1002	
26	1002	26333
27	1002	10242
28	1002	10357
29	1002	12981
30	1002	8096
31	1002	
		290667

Date Location Code Vehicle Count

1	1004	9882
2	1004	8730
3	1004	
4	1004	
5	1004	
6	1004	23355
7	1004	8118
8	1004	7561
9	1004	8679
10	1004	
11	1004	
12	1004	
13	1004	30300
14	1004	8724
15	1004	8386
16	1004	9102
17	1004	
18	1004	
19	1004	14709
20	1004	5569
21	1004	6435
22	1004	5711
23	1004	6302
24	1004	
25	1004	
26	1004	14799

27	1004	6444
28	1004	6150
29	1004	7045
30	1004	5222
31		

201223

Date Location Code Vehicle Count

1	1007	9959
2	1007	9301
3	1007	
4	1007	
5	1007	
6	1007	24260
7	1007	9464
8	1007	9155
9	1007	9632
10	1007	
11	1007	
12	1007	
13	1007	33295
14	1007	10425
15	1007	10087
16	1007	10594
17	1007	
18	1007	
19	1007	19739
20	1007	10233
21	1007	11371
22	1007	8080
23	1007	8948
24	1007	
25	1007	
26	1007	22627
27	1007	10924
28	1007	10502
29	1007	12074
30	1007	8820
31	1007	

259490

Date Location Code Vehicle Count

1	1008	7825
2	1008	7661
3	1008	
4	1008	

5	1008	
6	1008	22999
7	1008	7169
8	1008	7125
9	1008	7195
10	1008	
11	1008	
12	1008	
13	1008	29202
14	1008	8366
15	1008	7852
16	1008	8856
17	1008	
18	1008	
19	1008	21523
20	1008	7188
21	1008	9472
22	1008	7450
23	1008	8948
24	1008	
25	1008	
26	1008	21655
27	1008	7501
28	1008	7872
29	1008	10457
30	1008	6033
31	1008	

222349

Date Location Code Vehicle Count

1	1011	4954
2	1011	4855
3	1011	
4	1011	
5	1011	
6	1011	14096
7	1011	4861
8	1011	4888
9	1011	4967
10	1011	
11	1011	
12	1011	
13	1011	17930
14	1011	5555
15	1011	5488
16	1011	5666
17	1011	
18	1011	

19	1011	13506
20	1011	5380
21	1011	5898
22	1011	5283
23	1011	5743
24	1011	
25	1011	
26	1011	13876
27	1011	5843
28	1011	5559
29	1011	6840
30	1011	4710
31	1011	
		145898

Date Location Code Vehicle Count

1	1020	195
2	1020	9832
3	1020	
4	1020	
5	1020	
6	1020	28234
7	1020	8729
8	1020	9020
9	1020	9600
10	1020	
11	1020	
12	1020	
13	1020	34139
14	1020	9699
15	1020	9469
16	1020	10667
17	1020	
18	1020	
19	1020	25704
20	1020	8368
21	1020	10039
22	1020	8933
23	1020	10321
24	1020	
25	1020	
26	1020	24909
27	1020	9837
28	1020	9165
29	1020	11955
30	1020	7700
31	1020	

256515

Date Location Code Vehicle Count

1	1021	10958
2	1021	10613
3	1021	
4	1021	
5	1021	
6	1021	30286
7	1021	10496
8	1021	10505
9	1021	10422
10	1021	
11	1021	
12	1021	
13	1021	38089
14	1021	10981
15	1021	11045
16	1021	12063
17	1021	
18	1021	
19	1021	27854
20	1021	5602
21	1021	12267
22	1021	10182
23	1021	
24	1021	
25	1021	
26	1021	23679
27	1021	12280
28	1021	10889
29	1021	15022
30	1021	7996
31	1021	

281229

1866311

Date	Location Code	Vehicle Count
1	1001	
2	1001	1227
3	1001	0
4	1001	0
5	1001	0
6	1001	0
7	1001	
8	1001	
9	1001	0
10	1001	0
11	1001	0
12	1001	0
13	1001	0
14	1001	
15	1001	
16	1001	0
17	1001	0
18	1001	0
19	1001	0
20	1001	0
21	1001	
22	1001	
23	1001	0
24	1001	0
25	1001	0
26	1001	0
27	1001	0
28	1001	
29	1001	
30	1001	0

1227

Date	Location Code	Vehicle Count
1	1002	
2	1002	25898
3	1002	0
4	1002	15647
5	1002	9320
6	1002	13633
7	1002	
8	1002	
9	1002	23850
10	1002	9325
11	1002	12905
12	1002	7543

13	1002	13056
14	1002	
15	1002	
16	1002	24648
17	1002	8667
18	1002	10088
19	1002	11060
20	1002	11781
21	1002	
22	1002	
23	1002	28835
24	1002	9669
25	1002	10469
26	1002	10597
27	1002	11062
28	1002	
29	1002	
30	1002	189

268242

Date	Location Code	Vehicle Count
1	1004	
2	1004	14495
3	1004	0
4	1004	8894
5	1004	5636
6	1004	7556
7	1004	
8	1004	
9	1004	23
10	1004	5530
11	1004	7156
12	1004	4977
13	1004	7036
14	1004	
15	1004	
16	1004	14250
17	1004	5250
18	1004	5910
19	1004	6322
20	1004	6342
21	1004	
22	1004	
23	1004	15078
24	1004	5695
25	1004	6049
26	1004	5917

27	1004	6230
28	1004	
29	1004	
30	1004	128

138474

Date	Location Code	Vehicle Count
------	---------------	---------------

1		
2	1007	14915
3	1007	0
4	1007	7855
5	1007	4996
6	1007	6520
7	1007	
8	1007	
9	1007	21348
10	1007	10090
11	1007	12978
12	1007	8149
13	1007	12214
14	1007	
15	1007	
16	1007	24458
17	1007	9146
18	1007	8972
19	1007	9807
20	1007	11002
21	1007	
22	1007	
23	1007	26513
24	1007	9387
25	1007	10355
26	1007	10502
27	1007	10321
28	1007	
29	1007	
30	1007	26145

255673

Date	Location Code	Vehicle Count
------	---------------	---------------

1	1008	
2	1008	21793
3	1008	0
4	1008	14124

5	1008	7331
6	1008	12055
7	1008	
8	1008	
9	1008	20610
10	1008	7888
11	1008	10667
12	1008	6127
13	1008	10873
14	1008	
15	1008	
16	1008	21438
17	1008	6609
18	1008	8242
19	1008	9222
20	1008	9532
21	1008	
22	1008	
23	1008	23459
24	1008	7547
25	1008	8335
26	1008	8639
27	1008	8587
28	1008	
29	1008	
30	1008	23369

246447

Date	Location Code	Vehicle Count
1	1011	
2	1011	14930
3	1011	0
4	1011	10289
5	1011	5938
6	1011	7488
7	1011	
8	1011	
9	1011	14734
10	1011	5729
11	1011	7452
12	1011	4759
13	1011	7138
14	1011	
15	1011	
16	1011	14377
17	1011	4976
18	1011	5811

19	1011	6016
20	1011	5992
21	1011	
22	1011	
23	1011	14625
24	1011	5026
25	1011	5440
26	1011	6040
27	1011	5950
28	1011	
29	1011	
30	1011	14692

167402

Date	Location Code	Vehicle Count
1	1020	
2	1020	25316
3	1020	0
4	1020	14895
5	1020	8753
6	1020	12899
7	1020	
8	1020	
9	1020	23388
10	1020	8526
11	1020	11884
12	1020	7048
13	1020	12402
14	1020	
15	1020	
16	1020	24555
17	1020	8001
18	1020	9146
19	1020	10091
20	1020	10729
21	1020	
22	1020	
23	1020	27062
24	1020	8597
25	1020	9356
26	1020	9439
27	1020	10388
28	1020	
29	1020	
30	1020	26635

279110

Date	Location Code	Vehicle Count
1	1021	
2	1021	27711
3	1021	
4	1021	17972
5	1021	10669
6	1021	16341
7	1021	
8	1021	
9	1021	25
10	1021	0
11	1021	0
12	1021	6780
13	1021	12154
14	1021	
15	1021	
16	1021	26669
17	1021	9314
18	1021	11490
19	1021	11973
20	1021	12856
21	1021	
22	1021	
23	1021	30269
24	1021	10369
25	1021	11564
26	1021	11535
27	1021	11921
28	1021	
29	1021	
30	1021	10403

250015

500030

Date Location Code Vehicle Count

1	1001	0
2	1001	0
3	1001	0
4	1001	0
5	1001	
6	1001	
7	1001	0
8	1001	0
9	1001	0
10	1001	0
11	1001	0
12	1001	
13	1001	
14	1001	0
15	1001	0
16	1001	0
17	1001	0
18	1001	0
19	1001	
20	1001	
21	1001	0
22	1001	0
23	1001	0
24	1001	0
25	1001	
26	1001	
27	1001	
28	1001	
29	1001	0
30	1001	0
31	1001	0
		0

Date Location Code Vehicle Count

1	1002	7408
2	1002	10896
3	1002	11308
4	1002	10659
5	1002	
6	1002	
7	1002	30678
8	1002	11199
9	1002	8726
10	1002	10650
11	1002	12903
12	1002	

13	1002	
14	1002	27997
15	1002	9441
16	1002	11129
17	1002	11878
18	1002	0
19	1002	
20	1002	
21	1002	0
22	1002	46106
23	1002	0
24	1002	23027
25	1002	
26	1002	
27	1002	
28	1002	
29	1002	0
30	1002	34334
31	1002	0
		278339

Date Location Code Vehicle Count

1	1004	10999
2	1004	11679
3	1004	12937
4	1004	12255
5	1004	
6	1004	
7	1004	32838
8	1004	12522
9	1004	10363
10	1004	12606
11	1004	14759
12	1004	
13	1004	
14	1004	30522
15	1004	11479
16	1004	12936
17	1004	0
18	1004	0
19	1004	
20	1004	
21	1004	0
22	1004	53771
23	1004	0
24	1004	27919
25	1004	
26	1004	

27	1004	
28	1004	
29	1004	0
30	1004	36553
31	1004	0

304138

Date Location Code Vehicle Count

1	1007	9379
2	1007	10555
3	1007	11099
4	1007	10291
5	1007	
6	1007	
7	1007	22379
8	1007	7425
9	1007	5713
10	1007	7259
11	1007	7822
12	1007	
13	1007	
14	1007	16284
15	1007	6365
16	1007	7152
17	1007	7477
18	1007	0
19	1007	
20	1007	
21	1007	0
22	1007	28546
23	1007	0
24	1007	13806
25	1007	
26	1007	
27	1007	
28	1007	
29	1007	0
30	1007	17927
31	1007	0

189479

Date Location Code Vehicle Count

1	1008	7311
2	1008	9061
3	1008	9529
4	1008	7999

5	1008	
6	1008	
7	1008	24287
8	1008	8969
9	1008	6595
10	1008	8459
11	1008	10342
12	1008	
13	1008	
14	1008	22122
15	1008	7484
16	1008	9165
17	1008	9491
18	1008	0
19	1008	
20	1008	
21	1008	0
22	1008	39143
23	1008	0
24	1008	21149
25	1008	
26	1008	
27	1008	
28	1008	
29	1008	0
30	1008	28776
31	1008	0
		229882

Date Location Code Vehicle Count

1	1011	5358
2	1011	6068
3	1011	6273
4	1011	6000
5	1011	
6	1011	
7	1011	16872
8	1011	6579
9	1011	5033
10	1011	6038
11	1011	6659
12	1011	
13	1011	
14	1011	15437
15	1011	5693
16	1011	6444
17	1011	6504
18	1011	0

19	1011	
20	1011	
21	1011	0
22	1011	25909
23	1011	0
24	1011	13263
25	1011	
26	1011	
27	1011	
28	1011	
29	1011	0
30	1011	20402
31	1011	0
		158532

Date Location Code Vehicle Count

1	1020	8806
2	1020	9856
3	1020	9791
4	1020	10013
5	1020	
6	1020	
7	1020	27579
8	1020	9820
9	1020	7773
10	1020	9820
11	1020	11719
12	1020	
13	1020	
14	1020	27280
15	1020	8608
16	1020	9605
17	1020	10341
18	1020	0
19	1020	
20	1020	
21	1020	0
22	1020	45452
23	1020	0
24	1020	23717
25	1020	
26	1020	
27	1020	
28	1020	
29	1020	0
30	1020	30099
31	1020	0

260279

Date Location Code Vehicle Count

1	1021	10587
2	1021	12533
3	1021	12138
4	1021	11454
5	1021	
6	1021	
7	1021	31912
8	1021	12857
9	1021	9059
10	1021	11888
11	1021	14348
12	1021	
13	1021	
14	1021	30141
15	1021	10988
16	1021	12760
17	1021	0
18	1021	0
19	1021	
20	1021	
21	1021	0
22	1021	0
23	1021	0
24	1021	30317
25	1021	
26	1021	
27	1021	
28	1021	
29	1021	0
30	1021	33223
31	1021	0

244205

1664854

Date	Location Code	Vehicle Count
	1001	2152978
	1002	4182395
	1004	3375269
	1007	3000464
	1008	2673178
	1011	1856277
	1020	3117311
	1021	3041650
	Total	23399522

Date	Site Location	Vehicle Count
01/12/2012	1002	
02/12/2012	1002	
03/12/2012	1002	
04/12/2012	1002	
05/12/2012	1002	No Power
06/12/2012	1002	
07/12/2012	1002	
08/12/2012	1002	
09/12/2012	1002	
10/12/2012	1002	33304
11/12/2012	1002	13737
12/12/2012	1002	4772
13/12/2012	1002	
14/12/2012	1002	
15/12/2012	1002	
16/12/2012	1002	35278
17/12/2012	1002	9810
18/12/2012	1002	20
19/12/2012	1002	11155
20/12/2012	1002	10811
21/12/2012	1002	
22/12/2012	1002	
23/12/2012	1002	21959
24/12/2012	1002	12066
25/12/2012	1002	10215
26/12/2012	1002	
27/12/2012	1002	15755
28/12/2012	1002	
29/12/2012	1002	
30/12/2012	1002	6438
31/12/2012	1002	9567
		133284

Date	Site Location	Vehicle Count
01/01/2012	1004	
02/01/2012	1004	
03/01/2012	1004	
04/01/2012	1004	
05/01/2012	1004	73661
06/01/2012	1004	
07/01/2012	1004	
08/01/2012	1004	
09/01/2012	1004	
10/01/2012	1004	5642
11/01/2012	1004	10194
12/01/2012	1004	3978
13/01/2012	1004	
14/01/2012	1004	
15/01/2012	1004	
16/01/2012	1004	23432
17/01/2012	1004	6839
18/01/2012	1004	7342
19/01/2012	1004	7490
20/01/2012	1004	7182
21/01/2012	1004	
22/01/2012	1004	
23/01/2012	1004	13922
24/01/2012	1004	7734
25/01/2012	1004	7058
26/01/2012	1004	
27/01/2012	1004	9204
28/01/2012	1004	
29/01/2012	1004	
30/01/2012	1004	15345
31/01/2012	1004	4630
		203653

Date	Site Location	Vehicle Count
01/01/2012	1008	
02/01/2012	1008	
03/01/2012	1008	
04/01/2012	1008	
05/01/2012	1008	68543
06/01/2012	1008	
07/01/2012	1008	
08/01/2012	1008	
09/01/2012	1008	
10/01/2012	1008	33033
11/01/2012	1008	9962
12/01/2012	1008	4024
13/01/2012	1008	
14/01/2012	1008	
15/01/2012	1008	
16/01/2012	1008	27796
17/01/2012	1008	7195
18/01/2012	1008	7557
19/01/2012	1008	8243
20/01/2012	1008	7619
21/01/2012	1008	
22/01/2012	1008	
23/01/2012	1008	2061
24/01/2012	1008	7602
25/01/2012	1008	7618
26/01/2012	1008	
27/01/2012	1008	10191
28/01/2012	1008	
29/01/2012	1008	
30/01/2012	1008	20249
31/01/2012	1008	7295
		228988

Date	Site Location	Vehicle Count
01/01/2012	1011	
02/01/2012	1011	
03/01/2012	1011	
04/01/2012	1011	
05/01/2012	1011	Site Down
06/01/2012	1011	
07/01/2012	1011	
08/01/2012	1011	
09/01/2012	1011	
10/01/2012	1011	Site Down
11/01/2012	1011	Site Down
12/01/2012	1011	Site Down
13/01/2012	1011	
14/01/2012	1011	
15/01/2012	1011	
16/01/2012	1011	16999
17/01/2012	1011	4881
18/01/2012	1011	5202
19/01/2012	1011	5697
20/01/2012	1011	5345
21/01/2012	1011	
22/01/2012	1011	
23/01/2012	1011	11383
24/01/2012	1011	5776
25/01/2012	1011	5166
26/01/2012	1011	
27/01/2012	1011	7594
28/01/2012	1011	
29/01/2012	1011	
30/01/2012	1011	13180
31/01/2012	1011	5070
		86293

Date	Site Location	Vehicle Count
01/01/2012	1020	
02/01/2012	1020	
03/01/2012	1020	
04/01/2012	1020	
05/01/2012	1020	5671
06/01/2012	1020	
07/01/2012	1020	
08/01/2012	1020	
09/01/2012	1020	
10/01/2012	1020	5254
11/01/2012	1020	7069
12/01/2012	1020	2186
13/01/2012	1020	
14/01/2012	1020	
15/01/2012	1020	
16/01/2012	1020	2173
17/01/2012	1020	4684
18/01/2012	1020	4780
19/01/2012	1020	5286
20/01/2012	1020	5359
21/01/2012	1020	
22/01/2012	1020	
23/01/2012	1020	11007
24/01/2012	1020	5874
25/01/2012	1020	5026
26/01/2012	1020	
27/01/2012	1020	7229
28/01/2012	1020	
29/01/2012	1020	
30/01/2012	1020	14097
31/01/2012	1020	4648
		90343

Date	Site Location	Vehicle Count
01/01/2012	1021	
02/01/2012	1021	
03/01/2012	1021	
04/01/2012	1021	
05/01/2012	1021	44430
06/01/2012	1021	
07/01/2012	1021	
08/01/2012	1021	
09/01/2012	1021	
10/01/2012	1021	21628
11/01/2012	1021	7616
12/01/2012	1021	2398
13/01/2012	1021	
14/01/2012	1021	
15/01/2012	1021	
16/01/2012	1021	23255
17/01/2012	1021	6522
18/01/2012	1021	6716
19/01/2012	1021	7246
20/01/2012	1021	6845
21/01/2012	1021	
22/01/2012	1021	
23/01/2012	1021	13224
24/01/2012	1021	8420
25/01/2012	1021	6787
26/01/2012	1021	
27/01/2012	1021	7433
28/01/2012	1021	
29/01/2012	1021	
30/01/2012	1021	15762
31/01/2012	1021	3681
		181963

924524

Date	Site Location	Vehicle Count
01/02/2012	1002	7474
02/02/2012	1002	9971
03/02/2012	1002	14207
04/02/2012	1002	
05/02/2012	1002	
06/02/2012	1002	23689
07/02/2012	1002	5852
08/02/2012	1002	6839
09/02/2012	1002	10681
10/02/2012	1002	
11/02/2012	1002	
11/02/2012	1002	
13/02/2012	1002	40035
14/02/2012	1002	8092
15/02/2012	1002	
16/02/2012	1002	21091
17/02/2012	1002	13450
18/02/2012	1002	
19/02/2012	1002	
20/02/2012	1002	Unable to connect
21/02/2012	1002	Unable to connect
22/02/2012	1002	Unable to connect
23/02/2012	1002	Unable to connect
24/02/2012	1002	9501
25/02/2012	1002	
26/02/2012	1002	
27/02/2012	1002	30824
28/02/2012	1002	11934
29/02/2012	1002	8723
		142447

Date	Site Location	Vehicle Count
01/02/2012	1004	7743
02/02/2012	1004	7123
03/02/2012	1004	10471
04/02/2012	1004	
05/02/2012	1004	
06/02/2012	1004	15597
07/02/2012	1004	7459
08/02/2012	1004	7510
09/02/2012	1004	7862
10/02/2012	1004	
11/02/2012	1004	
12/02/2012	1004	
13/02/2012	1004	28190
14/02/2012	1004	6724
15/02/2012	1004	
16/02/2012	1004	15972
17/02/2012	1004	9680
18/02/2012	1004	
19/02/2012	1004	
20/02/2012	1004	17463
21/02/2012	1004	7909
22/02/2012	1004	7868
23/02/2012	1004	8339
24/02/2012	1004	7729
25/02/2012	1004	
26/02/2012	1004	
27/02/2012	1004	18898
28/02/2012	1004	9137
29/02/2012	1004	
		7724

Date	Site Location	Vehicle Count
01/02/2012	1008	5538
02/02/2012	1008	7602
03/02/2012	1008	10941
04/02/2012	1008	
05/02/2012	1008	
06/02/2012	1008	19389
07/02/2012	1008	8045
08/02/2012	1008	7553
09/02/2012	1008	8072
10/02/2012	1008	
11/02/2012	1008	
12/02/2012	1008	
13/02/2012	1008	32934
14/02/2012	1008	6307
15/02/2012	1008	
16/02/2012	1008	16603
17/02/2012	1008	10761
18/02/2012	1008	
19/02/2012	1008	
20/02/2012	1008	21283
21/02/2012	1008	8309
22/02/2012	1008	8294
23/02/2012	1008	8875
24/02/2012	1008	7836
25/02/2012	1008	
26/02/2012	1008	
27/02/2012	1008	24060
28/02/2012	1008	7658
29/02/2012	1008	6856
		226916

Date	Site Location	Vehicle Count
01/02/2012	1011	4288
02/02/2012	1011	5229
03/02/2012	1011	6238
04/02/2012	1011	
05/02/2012	1011	
06/02/2012	1011	12708
07/02/2012	1011	5294
08/02/2012	1011	4850
09/02/2012	1011	5316
10/02/2012	1011	
11/02/2012	1011	
12/02/2012	1011	
13/02/2012	1011	20304
14/02/2012	1011	
15/02/2012	1011	
16/02/2012	1011	10439
17/02/2012	1011	Down
18/02/2012	1011	
19/02/2012	1011	
20/02/2012	1011	Down
21/02/2012	1011	Down
22/02/2012	1011	Down
23/02/2012	1011	Down
24/02/2012	1011	Down
25/02/2012	1011	
26/02/2012	1011	
27/02/2012	1011	Down
28/02/2012	1011	Down
29/02/2012	1011	Down
		74666

Date	Site Location	Vehicle Count
01/02/2012	1020	3730
02/02/2012	1020	5117
03/02/2012	1020	7390
04/02/2012	1020	
05/02/2012	1020	
06/02/2012	1020	12017
07/02/2012	1020	4943
08/02/2012	1020	4802
09/02/2012	1020	5284
10/02/2012	1020	
11/02/2012	1020	
12/02/2012	1020	
13/02/2012	1020	1359
14/02/2012	1020	3999
15/02/2012	1020	
16/02/2012	1020	10980
17/02/2012	1020	6779
18/02/2012	1020	
19/02/2012	1020	
20/02/2012	1020	10951
21/02/2012	1020	5262
22/02/2012	1020	5396
23/02/2012	1020	5532
24/02/2012	1020	5286
25/02/2012	1020	
26/02/2012	1020	
27/02/2012	1020	14137
28/02/2012	1020	6085
29/02/2012	1020	4878
		123927

Date	Site Location	Vehicle Count
01/02/2012	1021	4373
02/02/2012	1021	6014
03/02/2012	1021	6471
04/02/2012	1021	
05/02/2012	1021	
06/02/2012	1021	11529
07/02/2012	1021	5685
08/02/2012	1021	5231
09/02/2012	1021	6060
10/02/2012	1021	
11/02/2012	1021	
12/02/2012	1021	
13/02/2012	1021	23044
14/02/2012	1021	4508
15/02/2012	1021	
16/02/2012	1021	11431
17/02/2012	1021	7656
18/02/2012	1021	
19/02/2012	1021	
20/02/2012	1021	13123
21/02/2012	1021	6172
22/02/2012	1021	4897
23/02/2012	1021	5643
24/02/2012	1021	5801
25/02/2012	1021	
26/02/2012	1021	
27/02/2012	1021	13602
28/02/2012	1021	5089
29/12/2011	1021	2770
		149099

724779

Date	Site Location	Vehicle Count
01/03/2012	1002	13077
02/03/2012	1002	801
03/03/2012	1002	
04/03/2012	1002	
05/03/2012	1002	26282
06/03/2012	1002	8845
07/03/2012	1002	10984
08/03/2012	1002	11720
09/03/2012	1002	
10/03/2012	1002	
11/03/2012	1002	
12/03/2012	1002	
13/03/2012	1002	34867
14/03/2012	1002	10941
15/03/2012	1002	10356
16/03/2012	1002	11766
17/03/2012	1002	
18/03/2012	1002	
19/03/2012	1002	7380
20/03/2012	1002	10014
21/03/2012	1002	9187
22/03/2012	1002	11782
23/03/2012	1002	10524
24/03/2012	1002	
25/03/2012	1002	
26/03/2012	1002	29351
27/03/2012	1002	11638
28/03/2012	1002	10584
29/03/2012	1002	8985
30/03/2012	1002	8995
31/03/2012	1002	
		206506

Date	Site Location	Vehicle Count
01/03/2012	1004	9735
02/03/2012	1004	6745
03/03/2012	1004	
04/03/2012	1004	
05/03/2012	1004	18549
06/03/2012	1004	6086
07/03/2012	1004	8877
08/03/2012	1004	9536
09/03/2012	1004	
10/03/2012	1004	
11/03/2012	1004	
12/03/2012	1004	
13/03/2012	1004	28101
14/03/2012	1004	8253
15/03/2012	1004	7863
16/03/2012	1004	8472
17/03/2012	1004	
18/03/2012	1004	
19/03/2012	1004	19019
20/03/2012	1004	9402
21/03/2012	1004	7369
22/03/2012	1004	8542
23/03/2012	1004	8492
24/03/2012	1004	
25/03/2012	1004	
26/03/2012	1004	19931
27/03/2012	1004	7907
28/03/2012	1004	8876
29/03/2012	1004	7686
30/03/2012	1004	8875
31/03/2012	1004	
		218316

Date	Site Location	Vehicle Count
01/03/2012	1008	9902
02/03/2012	1008	5826
03/03/2012	1008	
04/03/2012	1008	
05/03/2012	1008	21297
06/03/2012	1008	6945
07/03/2012	1008	9054
08/03/2012	1008	9487
09/03/2012	1008	
10/03/2012	1008	
11/03/2012	1008	
12/03/2012	1008	
13/03/2012	1008	33757
14/03/2012	1008	8872
15/03/2012	1008	8081
16/03/2012	1008	8952
17/03/2012	1008	
18/03/2012	1008	
19/03/2012	1008	20984
20/03/2012	1008	9795
21/03/2012	1008	7370
22/03/2012	1008	9437
23/03/2012	1008	8165
24/03/2012	1008	
25/03/2012	1008	
26/03/2012	1008	22055
27/03/2012	1008	9461
28/03/2012	1008	8668
29/03/2012	1008	6542
30/03/2012	1008	9744
31/03/2012	1008	
		234394

Date	Site Location	Vehicle Count
01/03/2012	1011	Down
02/03/2012	1011	Down
03/03/2012	1011	Down
04/03/2012	1011	Down
05/03/2012	1011	Down
06/03/2012	1011	Down
07/03/2012	1011	Down
08/03/2012	1011	Down
09/03/2012	1011	Down
10/03/2012	1011	Down
11/03/2012	1011	Down
12/03/2012	1011	Down
13/03/2012	1011	Down
14/03/2012	1011	Down
15/03/2012	1011	Down
16/03/2012	1011	Down
17/03/2012	1011	
18/03/2012	1011	
19/03/2012	1011	Down
20/03/2012	1011	Down
21/03/2012	1011	Down
22/03/2012	1011	Down
23/03/2012	1011	Down
24/03/2012	1011	
25/03/2012	1011	
26/03/2012	1011	Down
27/03/2012	1011	Down
28/03/2012	1011	Down
29/03/2012	1011	Down
30/03/2012	1011	Down
31/03/2012	1011	Down
		0

Date	Site Location	Vehicle Count
01/03/2012	1020	6881
02/03/2012	1020	4422
03/03/2012	1020	
04/03/2012	1020	
05/03/2012	1020	14492
06/03/2012	1020	4544
07/03/2012	1020	5743
08/03/2012	1020	6254
09/03/2012	1020	
10/03/2012	1020	
11/03/2012	1020	
12/03/2012	1020	
13/03/2012	1020	21755
14/03/2012	1020	5520
15/03/2012	1020	5247
16/03/2012	1020	6051
17/03/2012	1020	
18/03/2012	1020	
19/03/2012	1020	14621
20/03/2012	1020	6031
21/03/2012	1020	4494
22/03/2012	1020	5762
23/03/2012	1020	28
24/03/2012	1020	
25/03/2012	1020	
26/03/2012	1020	125
27/03/2012	1020	5568
28/03/2012	1020	5504
29/03/2012	1020	4244
30/03/2012	1020	5938
31/03/2012	1020	
		133224

Date	Site Location	Vehicle Count
01/03/2012	1021	4876
02/03/2012	1021	3086
03/03/2012	1021	
04/03/2012	1021	
05/03/2012	1021	13482
06/03/2012	1021	4164
07/03/2012	1021	6738
08/03/2012	1021	6476
09/03/2012	1021	
10/03/2012	1021	
11/03/2012	1021	
12/03/2012	1021	
13/03/2012	1021	22201
14/03/2012	1021	5852
15/03/2012	1021	5169
16/03/2012	1021	5868
17/03/2012	1021	
18/03/2012	1021	
19/03/2012	1021	14238
20/03/2012	1021	7758
21/03/2012	1021	4633
22/03/2012	1021	6621
23/03/2012	1021	6429
24/03/2012	1021	
25/03/2012	1021	
26/03/2012	1021	16621
27/03/2012	1021	7393
28/03/2012	1021	5971
29/03/2012	1021	4751
30/03/2012	1021	7549
31/03/2012	1021	
		159876

952316

Date	Site Location	Vehicle Count
01/04/2012	1002	
02/04/2012	1002	28647
03/04/2012	1002	6992
04/04/2012	1002	11759
05/04/2012	1002	2603
06/04/2012	1002	
07/04/2012	1002	
08/04/2012	1002	
09/04/2012	1002	
10/04/2012	1002	8292
11/04/2012	1002	
12/04/2012	1002	
13/04/2012	1002	
14/04/2012	1002	
15/04/2012	1002	
16/04/2012	1002	59136
17/04/2012	1002	8243
18/04/2012	1002	11498
19/04/2012	1002	2343
20/04/2012	1002	9198
21/04/2012	1002	
22/04/2012	1002	
23/04/2012	1002	353
24/04/2012	1002	8903
25/04/2012	1002	
26/04/2012	1002	
27/04/2012	1002	
28/04/2012	1002	
29/04/2012	1002	
30/04/2012	1002	51946
		154226

Date	Site Location	Vehicle Count
01/04/2012	1004	
02/04/2012	1004	20763
03/04/2012	1004	6517
04/04/2012	1004	9072
05/04/2012	1004	2603
06/04/2012	1004	
07/04/2012	1004	
08/04/2012	1004	
09/04/2012	1004	
10/04/2012	1004	26675
11/04/2012	1004	
12/04/2012	1004	
13/04/2012	1004	
14/04/2012	1004	
15/04/2012	1004	
16/04/2012	1004	447
17/04/2012	1004	6691
18/04/2012	1004	8984
19/04/2012	1004	7437
20/04/2012	1004	
21/04/2012	1004	
22/04/2012	1004	
23/04/2012	1004	18371
24/04/2012	1004	6921
25/04/2012	1004	
26/04/2012	1004	
27/04/2012	1004	
28/04/2012	1004	
29/04/2012	1004	
30/04/2012	1004	26949
		141430

Date	Site Location	Vehicle Count
01/04/2012	1008	
02/04/2012	1008	24897
03/04/2012	1008	5584
04/04/2012	1008	9754
05/04/2012	1008	7007
06/04/2012	1008	
07/04/2012	1008	
08/04/2012	1008	
09/04/2012	1008	
10/04/2012	1008	31353
11/04/2012	1008	
12/04/2012	1008	
13/04/2012	1008	
14/04/2012	1008	
15/04/2012	1008	
16/04/2012	1008	45663
17/04/2012	1008	5674
18/04/2012	1008	9182
19/04/2012	1008	6519
20/04/2012	1008	7163
21/04/2012	1008	
22/04/2012	1008	
23/04/2012	1008	21494
24/04/2012	1008	5970
25/04/2012	1008	
26/04/2012	1008	
27/04/2012	1008	
28/04/2012	1008	
29/04/2012	1008	
30/04/2012	1008	39642
		219902

Date	Site Location	Vehicle Count
01/04/2012	1011	
02/04/2012	1011	Down
03/04/2012	1011	Down
04/04/2012	1011	Down
05/04/2012	1011	Down
06/04/2012	1011	
07/04/2012	1011	
08/04/2012	1011	
09/04/2012	1011	
10/04/2012	1011	Down
11/04/2012	1011	Down
12/04/2012	1011	Down
13/04/2012	1011	Down
14/04/2012	1011	
15/04/2012	1011	
16/04/2012	1011	Down
17/04/2012	1011	Down
18/04/2012	1011	Down
19/04/2012	1011	Down
20/04/2012	1011	Down
21/04/2012	1011	
22/04/2012	1011	
23/04/2012	1011	Down
24/04/2012	1011	Down
25/04/2012	1011	
26/04/2012	1011	
27/04/2012	1011	
28/04/2012	1011	
29/04/2012	1011	
30/04/2012	1011	Down
		0

Date	Site Location	Vehicle Count
01/04/2012	1020	
02/04/2012	1020	down
03/04/2012	1020	3234
04/04/2012	1020	5719
05/04/2012	1020	4517
06/04/2012	1020	
07/04/2012	1020	
08/04/2012	1020	
09/04/2012	1020	
10/04/2012	1020	19091
11/04/2012	1020	
12/04/2012	1020	
13/04/2012	1020	
14/04/2012	1020	
15/04/2012	1020	
16/04/2012	1020	29535
17/04/2012	1020	3804
18/04/2012	1020	5425
19/04/2012	1020	4379
20/04/2012	1020	5551
21/04/2012	1020	
22/04/2012	1020	
23/04/2012	1020	14405
24/04/2012	1020	4364
25/04/2012	1020	
26/04/2012	1020	
27/04/2012	1020	
28/04/2012	1020	
29/04/2012	1020	
30/04/2012	1020	15383
		115407

Date	Site Location	Vehicle Count
01/04/2012	1021	
02/04/2012	1021	17613
03/04/2012	1021	4053
04/04/2012	1021	7266
05/04/2012	1021	5256
06/04/2012	1021	
07/04/2012	1021	
08/04/2012	1021	
09/04/2012	1021	
10/04/2012	1021	21617
11/04/2012	1021	
12/04/2012	1021	
13/04/2012	1021	
14/04/2012	1021	
15/04/2012	1021	
16/04/2012	1021	34601
17/04/2012	1021	4771
18/04/2012	1021	5918
19/04/2012	1021	3975
20/04/2012	1021	6083
21/04/2012	1021	
22/04/2012	1021	
23/04/2012	1021	14886
24/04/2012	1021	3909
25/04/2012	1021	
26/04/2012	1021	
27/04/2012	1021	
28/04/2012	1021	
29/04/2012	1021	
30/04/2012	1021	30501
		160449

791414

Date	Site Location	Vehicle Count
01/05/2012	1002	10166
02/05/2012	1002	10837
03/05/2012	1002	9403
04/05/2012	1002	10674
05/05/2012	1002	
06/05/2012	1002	
07/05/2012	1002	28004
08/05/2012	1002	8949
09/05/2012	1002	10567
10/05/2012	1002	10568
11/05/2012	1002	11263
12/05/2012	1002	
13/05/2012	1002	
14/05/2012	1002	27265
15/05/2012	1002	12533
16/05/2012	1002	6942
17/05/2012	1002	11014
18/05/2012	1002	10684
19/05/2012	1002	
20/05/2012	1002	
21/05/2012	1002	
22/05/2012	1002	36437
23/05/2012	1002	8956
24/05/2012	1002	9345
25/05/2012	1002	11023
26/05/2012	1002	
27/05/2012	1002	
28/05/2012	1002	25843
29/05/2012	1002	
30/05/2012	1002	18972
31/05/2012	1002	10462
		190090

Date	Site Location	Vehicle Count
01/05/2012	1004	8160
02/05/2012	1004	8365
03/05/2012	1004	7774
04/05/2012	1004	8382
05/05/2012	1004	
06/05/2012	1004	
07/05/2012	1004	20436
08/05/2012	1004	7168
09/05/2012	1004	8385
10/05/2012	1004	8507
11/05/2012	1004	8890
12/05/2012	1004	
13/05/2012	1004	
14/05/2012	1004	20490
15/05/2012	1004	9384
16/05/2012	1004	8350
17/05/2012	1004	8638
18/05/2012	1004	8253
19/05/2012	1004	
20/05/2012	1004	
21/05/2012	1004	
22/05/2012	1004	28201
23/05/2012	1004	N/Available
24/05/2012	1004	15188
25/05/2012	1004	8442
26/05/2012	1004	
27/05/2012	1004	
28/05/2012	1004	19136
29/05/2012	1004	
30/05/2012	1004	15336
31/05/2012	1004	8526
		236011

Date	Site Location	Vehicle Count
01/05/2012	1008	8348
02/05/2012	1008	8306
03/05/2012	1008	7630
04/05/2012	1008	8235
05/05/2012	1008	
06/05/2012	1008	
07/05/2012	1008	23021
08/05/2012	1008	7442
09/05/2012	1008	8112
10/05/2012	1008	8215
11/05/2012	1008	7574
12/05/2012	1008	
13/05/2012	1008	
14/05/2012	1008	22462
15/05/2012	1008	10154
16/05/2012	1008	5497
17/05/2012	1008	9332
18/05/2012	1008	8447
19/05/2012	1008	
20/05/2012	1008	
21/05/2012	1008	
22/05/2012	1008	30580
23/05/2012	1008	5571
24/05/2012	1008	7367
25/05/2012	1008	8985
26/05/2012	1008	
27/05/2012	1008	
28/05/2012	1008	22380
29/05/2012	1008	
30/05/2012	1008	
31/05/2012	1008	7094
		224752

Date	Site Location	Vehicle Count
01/05/2012	1011	Down
02/05/2012	1011	Down
03/05/2012	1011	Down
04/05/2012	1011	Down
05/05/2012	1011	
06/05/2012	1011	
07/05/2012	1011	Down
08/05/2012	1011	Down
09/05/2012	1011	Down
10/05/2012	1011	Down
11/05/2012	1011	Down
12/05/2012	1011	
13/05/2012	1011	
14/05/2012	1011	Down
15/05/2012	1011	Down
16/05/2012	1011	Down
17/05/2012	1011	Down
18/05/2012	1011	Down
19/05/2012	1011	
20/05/2012	1011	
21/05/2012	1011	Down
22/05/2012	1011	Down
23/05/2012	1011	Down
24/05/2012	1011	Down
25/05/2012	1011	Down
26/05/2012	1011	
27/05/2012	1011	
28/05/2012	1011	Down
29/05/2012	1011	Down
30/05/2012	1011	Down
31/05/2012	1011	Down
		0

Date	Site Location	Vehicle Count
01/05/2012	1020	5289
02/05/2012	1020	5244
03/05/2012	1020	5547
04/05/2012	1020	5850
05/05/2012	1020	
06/05/2012	1020	
07/05/2012	1020	15159
08/05/2012	1020	4639
09/05/2012	1020	5236
10/05/2012	1020	5419
11/05/2012	1020	5946
12/05/2012	1020	
13/05/2012	1020	
14/05/2012	1020	15644
15/05/2012	1020	6347
16/05/2012	1020	3695
17/05/2012	1020	5722
18/05/2012	1020	5606
19/05/2012	1020	
20/05/2012	1020	
21/05/2012	1020	
22/05/2012	1020	18823
23/05/2012	1020	4602
24/05/2012	1020	4871
25/05/2012	1020	6026
26/05/2012	1020	
27/05/2012	1020	
28/05/2012	1020	14260
29/05/2012	1020	
30/05/2012	1020	9845
31/05/2012	1020	5649
		159419

Date	Site Location	Vehicle Count
01/05/2012	1021	6565
02/05/2012	1021	6179
03/05/2012	1021	4609
04/05/2012	1021	6851
05/05/2012	1021	
06/05/2012	1021	
07/05/2012	1021	16525
08/05/2012	1021	5727
09/05/2012	1021	6472
10/05/2012	1021	6335
11/05/2012	1021	6327
12/05/2012	1021	
13/05/2012	1021	
14/05/2012	1021	16248
15/05/2012	1021	8277
16/05/2012	1021	4201
17/05/2012	1021	7059
18/05/2012	1021	6702
19/05/2012	1021	
20/05/2012	1021	
21/05/2012	1021	
22/05/2012	1021	22544
23/05/2012	1021	5460
24/05/2012	1021	5812
25/05/2012	1021	5733
26/05/2012	1021	
27/05/2012	1021	
28/05/2012	1021	14869
29/05/2012	1021	
30/05/2012	1021	11869
31/05/2012	1021	6831
		181195

991467

Date	Site Location	Vehicle Count
01/06/2012	1002	
02/06/2012	1002	
03/06/2012	1002	
04/06/2012	1002	34730
05/06/2012	1002	9861
06/06/2012	1002	9658
07/06/2012	1002	10263
08/06/2012	1002	9006
09/06/2012	1002	
10/06/2012	1002	
11/06/2012	1002	
12/06/2012	1002	34117
13/06/2012	1002	7759
14/06/2012	1002	12422
15/06/2012	1002	7734
16/06/2012	1002	
17/06/2012	1002	
18/06/2012	1002	24787
19/06/2012	1002	12027
20/06/2012	1002	8985
21/06/2012	1002	10901
22/06/2012	1002	9923
23/06/2012	1002	
24/06/2012	1002	
25/06/2012	1002	25701
26/06/2012	1002	8456
27/06/2012	1002	10863
28/06/2012	1002	9849
29/06/2012	1002	10412
30/06/2012	1002	
		153068

Date	Site Location	Vehicle Count
01/06/2012	1004	
02/06/2012	1004	
03/06/2012	1004	
04/06/2012	1004	27176
05/06/2012	1004	8413
06/06/2012	1004	7514
07/06/2012	1004	7948
08/06/2012	1004	7035
09/06/2012	1004	
10/06/2012	1004	
11/06/2012	1004	
12/06/2012	1004	22142
13/06/2012	1004	6527
14/06/2012	1004	9397
15/06/2012	1004	6372
16/06/2012	1004	
17/06/2012	1004	
18/06/2012	1004	18322
19/06/2012	1004	8759
20/06/2012	1004	6818
21/06/2012	1004	8001
22/06/2012	1004	7273
23/06/2012	1004	
24/06/2012	1004	
25/06/2012	1004	17752
26/06/2012	1004	6535
27/06/2012	1004	7598
28/06/2012	1004	7022
29/06/2012	1004	7748
30/06/2012	1004	
		198352

Date	Site Location	Vehicle Count
01/06/2012	1008	
02/06/2012	1008	
03/06/2012	1008	
04/06/2012	1008	29337
05/06/2012	1008	8747
06/06/2012	1008	7514
07/06/2012	1008	8632
08/06/2012	1008	6941
09/06/2012	1008	
10/06/2012	1008	
11/06/2012	1008	
12/06/2012	1008	28782
13/06/2012	1008	6578
14/06/2012	1008	10600
15/06/2012	1008	6257
16/06/2012	1008	
17/06/2012	1008	
18/06/2012	1008	22010
19/06/2012	1008	9843
20/06/2012	1008	7118
21/06/2012	1008	8850
22/06/2012	1008	7983
23/06/2012	1008	
24/06/2012	1008	
25/06/2012	1008	21945
26/06/2012	1008	6858
27/06/2012	1008	8923
28/06/2012	1008	7517
29/06/2012	1008	9431
30/06/2012	1008	
		223866

Date	Site Location	Vehicle Count
01/06/2012	1011	
02/06/2012	1011	
03/06/2012	1011	
04/06/2012	1011	Down
05/06/2012	1011	Down
06/06/2012	1011	Down
07/06/2012	1011	Down
08/06/2012	1011	Down
09/06/2012	1011	
10/06/2012	1011	
11/06/2012	1011	
12/06/2012	1011	Down
13/06/2012	1011	Down
14/06/2012	1011	Down
15/06/2012	1011	Down
16/06/2012	1011	
17/06/2012	1011	
18/06/2012	1011	Down
19/06/2012	1011	Down
20/06/2012	1011	Down
21/06/2012	1011	Down
22/06/2012	1011	Down
23/06/2012	1011	
24/06/2012	1011	
25/06/2012	1011	Down
26/06/2012	1011	Down
27/06/2012	1011	Down
28/06/2012	1011	Down
29/06/2012	1011	Down
30/06/2012	1011	
		0

Date	Site Location	Vehicle Count
01/06/2012	1020	
02/06/2012	1020	
03/06/2012	1020	
04/06/2012	1020	19186
05/06/2012	1020	5158
06/06/2012	1020	5083
07/06/2012	1020	5378
08/06/2012	1020	
09/06/2012	1020	
10/06/2012	1020	
11/06/2012	1020	
12/06/2012	1020	Not available
13/06/2012	1020	Not available
14/06/2012	1020	6296
15/06/2012	1020	3963
16/06/2012	1020	
17/06/2012	1020	
18/06/2012	1020	13126
19/06/2012	1020	5921
20/06/2012	1020	4132
21/06/2012	1020	5370
22/06/2012	1020	5027
23/06/2012	1020	
24/06/2012	1020	
25/06/2012	1020	13289
26/06/2012	1020	4264
27/06/2012	1020	5203
28/06/2012	1020	4434
29/06/2012	1020	5192
30/06/2012	1020	
		111022

Date	Site Location	Vehicle Count
01/06/2012	1021	
02/06/2012	1021	
03/06/2012	1021	
04/06/2012	1021	20923
05/06/2012	1021	6853
06/06/2012	1021	5828
07/06/2012	1021	6442
08/06/2012	1021	5523
09/06/2012	1021	
10/06/2012	1021	
11/06/2012	1021	
12/06/2012	1021	20469
13/06/2012	1021	4975
14/06/2012	1021	8231
15/06/2012	1021	4551
16/06/2012	1021	
17/06/2012	1021	
18/06/2012	1021	15504
19/06/2012	1021	7692
20/06/2012	1021	5253
21/06/2012	1021	6840
22/06/2012	1021	6118
23/06/2012	1021	
24/06/2012	1021	
25/06/2012	1021	16131
26/06/2012	1021	5003
27/06/2012	1021	6791
28/06/2012	1021	4176
29/06/2012	1021	6432
30/06/2012	1021	
		163735

850043

Date	Site Location	Vehicle Count
01/07/2012	1002	
02/07/2012	1002	27423
03/07/2012	1002	9381
04/07/2012	1002	9050
05/07/2012	1002	10526
06/07/2012	1002	12367
07/07/2012	1002	
08/07/2012	1002	
09/07/2012	1002	25738
10/07/2012	1002	9617
11/07/2012	1002	11714
12/07/2012	1002	8748
13/07/2012	1002	
14/07/2012	1002	
15/07/2012	1002	
16/07/2012	1002	37380
17/07/2012	1002	7150
18/07/2012	1002	9527
19/07/2012	1002	9087
20/07/2012	1002	11881
21/07/2012	1002	
22/07/2012	1002	
23/07/2012	1002	23979
24/07/2012	1002	9380
25/07/2012	1002	9625
26/07/2012	1002	10752
27/07/2012	1002	10181
28/07/2012	1002	
29/07/2012	1002	
30/07/2012	1002	26247
31/07/2012	1002	9384
		202760

Date	Site Location	Vehicle Count
01/07/2012	1004	
02/07/2012	1004	18890
03/07/2012	1004	7056
04/07/2012	1004	6529
05/07/2012	1004	7021
06/07/2012	1004	8194
07/07/2012	1004	
08/07/2012	1004	
09/07/2012	1004	N/A
10/07/2012	1004	5624
11/07/2012	1004	7731
12/07/2012	1004	6242
13/07/2012	1004	
14/07/2012	1004	
15/07/2012	1004	
16/07/2012	1004	24068
17/07/2012	1004	5695
18/07/2012	1004	7109
19/07/2012	1004	6598
20/07/2012	1004	8162
21/07/2012	1004	
22/07/2012	1004	
23/07/2012	1004	15488
24/07/2012	1004	6815
25/07/2012	1004	6969
26/07/2012	1004	7720
27/07/2012	1004	7058
28/07/2012	1004	
29/07/2012	1004	
30/07/2012	1004	18689
31/07/2012	1004	6722
		188380

Date	Site Location	Vehicle Count
01/07/2012	1008	
02/07/2012	1008	23374
03/07/2012	1008	7447
04/07/2012	1008	6733
05/07/2012	1008	8502
06/07/2012	1008	9881
07/07/2012	1008	
08/07/2012	1008	
09/07/2012	1008	19252
10/07/2012	1008	6884
11/07/2012	1008	8552
12/07/2012	1008	5946
13/07/2012	1008	
14/07/2012	1008	
15/07/2012	1008	
16/07/2012	1008	28011
17/07/2012	1008	5270
18/07/2012	1008	7630
19/07/2012	1008	6672
20/07/2012	1008	9743
21/07/2012	1008	
22/07/2012	1008	
23/07/2012	1008	29608
24/07/2012	1008	7616
25/07/2012	1008	7609
26/07/2012	1008	8595
27/07/2012	1008	7670
28/07/2012	1008	
29/07/2012	1008	
30/07/2012	1008	22441
31/07/2012	1008	2333
		239769

Date	Site Location	Vehicle Count
01/07/2012	1011	
02/07/2012	1011	Down
03/07/2012	1011	Down
04/07/2012	1011	Down
05/07/2012	1011	Down
06/07/2012	1011	Down
07/07/2012	1011	
08/07/2012	1011	
09/07/2012	1011	Down
10/07/2012	1011	Down
11/07/2012	1011	Down
12/07/2012	1011	Down
13/07/2012	1011	Down
14/07/2012	1011	
15/07/2012	1011	
16/07/2012	1011	Down
17/07/2012	1011	Down
18/07/2012	1011	Down
19/07/2012	1011	Down
20/07/2012	1011	Down
21/07/2012	1011	
22/07/2012	1011	
23/07/2012	1011	Down
24/07/2012	1011	Down
25/07/2012	1011	Down
26/07/2012	1011	Down
27/07/2012	1011	Down
28/07/2012	1011	
29/07/2012	1011	
30/07/2012	1011	Down
31/07/2012	1011	Down
		0

Date	Site Location	Vehicle Count
01/07/2012	1020	
02/07/2012	1020	13599
03/07/2012	1020	4476
04/07/2012	1020	4420
05/07/2012	1020	4924
06/07/2012	1020	5838
07/07/2012	1020	
08/07/2012	1020	
09/07/2012	1020	11883
10/07/2012	1020	2892
11/07/2012	1020	5556
12/07/2012	1020	4160
13/07/2012	1020	
14/07/2012	1020	
15/07/2012	1020	
16/07/2012	1020	18200
17/07/2012	1020	3569
18/07/2012	1020	4736
19/07/2012	1020	4630
20/07/2012	1020	5857
21/07/2012	1020	
22/07/2012	1020	
23/07/2012	1020	12368
24/07/2012	1020	4523
25/07/2012	1020	4618
26/07/2012	1020	5124
27/07/2012	1020	5091
28/07/2012	1020	
29/07/2012	1020	
30/07/2012	1020	13080
31/07/2012	1020	4481
		144025

Date	Site Location	Vehicle Count
01/07/2012	1021	
02/07/2012	1021	16899
03/07/2012	1021	5679
04/07/2012	1021	5313
05/07/2012	1021	6317
06/07/2012	1021	7619
07/07/2012	1021	
08/07/2012	1021	
09/07/2012	1021	13859
10/07/2012	1021	5613
11/07/2012	1021	7009
12/07/2012	1021	4875
13/07/2012	1021	
14/07/2012	1021	
15/07/2012	1021	
16/07/2012	1021	21734
17/07/2012	1021	4335
18/07/2012	1021	6136
19/07/2012	1021	5640
20/07/2012	1021	7626
21/07/2012	1021	
22/07/2012	1021	
23/07/2012	1021	14382
24/07/2012	1021	5876
25/07/2012	1021	5958
26/07/2012	1021	6577
27/07/2012	1021	6020
28/07/2012	1021	
29/07/2012	1021	
30/07/2012	1021	15848
31/07/2012	1021	5568
		178883

953817

Date	Site Location	Vehicle Count
01/08/2012	1002	9968
02/08/2012	1002	9742
03/08/2012	1002	9907
04/08/2012	1002	
05/08/2012	1002	
06/08/2012	1002	26784
07/08/2012	1002	9118
08/08/2012	1002	9424
09/08/2012	1002	10402
10/08/2012	1002	1009
11/08/2012	1002	
12/08/2012	1002	
13/08/2012	1002	27879
14/08/2012	1002	9005
15/08/2012	1002	10650
16/08/2012	1002	10350
17/08/2012	1002	10638
18/08/2012	1002	
19/08/2012	1002	
20/08/2012	1002	27377
21/08/2012	1002	9249
22/08/2012	1002	10389
23/08/2012	1002	10331
24/08/2012	1002	10028
25/08/2012	1002	
26/08/2012	1002	
27/08/2012	1002	27877
28/08/2012	1002	8803
29/08/2012	1002	10644
30/08/2012	1002	9949
31/08/2012	1002	10822
		222083

Date	Site Location	Vehicle Count
01/08/2012	1004	7872
02/08/2012	1004	7072
03/08/2012	1004	6878
04/08/2012	1004	
05/08/2012	1004	
06/08/2012	1004	18568
07/08/2012	1004	7067
08/08/2012	1004	7009
09/08/2012	1004	7728
10/08/2012	1004	8103
11/08/2012	1004	
12/08/2012	1004	
13/08/2012	1004	18846
14/08/2012	1004	6945
15/08/2012	1004	7353
16/08/2012	1004	7545
17/08/2012	1004	7593
18/08/2012	1004	
19/08/2012	1004	
20/08/2012	1004	18174
21/08/2012	1004	7141
22/08/2012	1004	7752
23/08/2012	1004	7780
24/08/2012	1004	7204
25/08/2012	1004	
26/08/2012	1004	
27/08/2012	1004	18837
28/08/2012	1004	6403
29/08/2012	1004	7835
30/08/2012	1004	7313
31/08/2012	1004	7909
		214927

Date	Site Location	Vehicle Count
01/08/2012	1008	9249
02/08/2012	1008	7640
03/08/2012	1008	7766
04/08/2012	1008	
05/08/2012	1008	
06/08/2012	1008	22659
07/08/2012	1008	7582
08/08/2012	1008	7483
09/08/2012	1008	8476
10/08/2012	1008	8492
11/08/2012	1008	
12/08/2012	1008	
13/08/2012	1008	22722
14/08/2012	1008	7428
15/08/2012	1008	8250
16/08/2012	1008	8066
17/08/2012	1008	8054
18/08/2012	1008	
19/08/2012	1008	
20/08/2012	1008	22564
21/08/2012	1008	7249
22/08/2012	1008	8298
23/08/2012	1008	8141
24/08/2012	1008	7478
25/08/2012	1008	
26/08/2012	1008	
27/08/2012	1008	22755
28/08/2012	1008	7153
29/08/2012	1008	8413
30/08/2012	1008	7985
31/08/2012	1008	8543
		242446

Date	Site Location	Vehicle Count
01/08/2012	1011	Down
02/08/2012	1011	Down
03/08/2012	1011	Down
04/08/2012	1011	
05/08/2012	1011	
06/08/2012	1011	Down
07/08/2012	1011	Down
08/08/2012	1011	Down
09/08/2012	1011	Down
10/08/2012	1011	Down
11/08/2012	1011	
12/08/2012	1011	
13/08/2012	1011	Down
14/08/2012	1011	Down
15/08/2012	1011	Down
16/08/2012	1011	Down
17/08/2012	1011	Down
18/08/2012	1011	
19/08/2012	1011	
20/08/2012	1011	Down
21/08/2012	1011	Down
22/08/2012	1011	Down
23/08/2012	1011	Down
24/08/2012	1011	Down
25/08/2012	1011	
26/08/2012	1011	
27/08/2012	1011	Down
28/08/2012	1011	Down
29/08/2012	1011	Down
30/08/2012	1011	Down
31/08/2012	1011	Down
		0

Date	Site Location	Vehicle Count
01/08/2012	1020	5426
02/08/2012	1020	4711
03/08/2012	1020	5008
04/08/2012	1020	
05/08/2012	1020	
06/08/2012	1020	13306
07/08/2012	1020	4467
08/08/2012	1020	1140
09/08/2012	1020	5159
10/08/2012	1020	5520
11/08/2012	1020	
12/08/2012	1020	
13/08/2012	1020	13764
14/08/2012	1020	4531
15/08/2012	1020	5108
16/08/2012	1020	5163
17/08/2012	1020	5499
18/08/2012	1020	
19/08/2012	1020	
20/08/2012	1020	13745
21/08/2012	1020	4534
22/08/2012	1020	5127
23/08/2012	1020	5048
24/08/2012	1020	5163
25/08/2012	1020	
26/08/2012	1020	
27/08/2012	1020	14340
28/08/2012	1020	4286
29/08/2012	1020	4448
30/08/2012	1020	2940
31/08/2012	1020	5369
		143802

Date	Site Location	Vehicle Count
01/08/2012	1021	6810
02/08/2012	1021	5824
03/08/2012	1021	5036
04/08/2012	1021	
05/08/2012	1021	
06/08/2012	1021	21964
07/08/2012	1021	5701
08/08/2012	1021	5849
09/08/2012	1021	6391
10/08/2012	1021	6241
11/08/2012	1021	
12/08/2012	1021	
13/08/2012	1021	15705
14/08/2012	1021	5667
15/08/2012	1021	6291
16/08/2012	1021	6124
17/08/2012	1021	6290
18/08/2012	1021	
19/08/2012	1021	
20/08/2012	1021	15878
21/08/2012	1021	5687
22/08/2012	1021	6434
23/08/2012	1021	6231
24/08/2012	1021	5914
25/08/2012	1021	
26/08/2012	1021	
27/08/2012	1021	16028
28/08/2012	1021	5437
29/08/2012	1021	6415
30/08/2012	1021	6058
31/08/2012	1021	6402
		184377

1007635

Date	Site Location	Vehicle Count
01/09/2012	1002	
02/09/2012	1002	
03/09/2012	1002	
04/09/2012	1002	36642
05/09/2012	1002	9986
06/09/2012	1002	9756
07/09/2012	1002	10957
08/09/2012	1002	
09/09/2012	1002	
10/09/2012	1002	27522
11/09/2012	1002	9872
12/09/2012	1002	9751
13/09/2012	1002	12990
14/09/2012	1002	10135
15/09/2012	1002	
16/09/2012	1002	
17/09/2012	1002	27187
18/09/2012	1002	9852
19/09/2012	1002	10155
20/09/2012	1002	10294
21/09/2012	1002	12529
22/09/2012	1002	
23/09/2012	1002	
24/09/2012	1002	29338
25/09/2012	1002	13030
26/09/2012	1002	8973
27/09/2012	1002	10816
28/09/2012	1002	12196
29/09/2012	1002	
30/09/2012	1002	
		96553

Date	Site Location	Vehicle Count
01/09/2012	1004	
02/09/2012	1004	
03/09/2012	1004	
04/09/2012	1004	26066
05/09/2012	1004	7840
06/09/2012	1004	7522
07/09/2012	1004	8165
08/09/2012	1004	
09/09/2012	1004	
10/09/2012	1004	18887
11/09/2012	1004	7550
12/09/2012	1004	7501
13/09/2012	1004	9312
14/09/2012	1004	7152
15/09/2012	1004	
16/09/2012	1004	
17/09/2012	1004	17831
18/09/2012	1004	7356
19/09/2012	1004	7366
20/09/2012	1004	7497
21/09/2012	1004	8680
22/09/2012	1004	
23/09/2012	1004	
24/09/2012	1004	17213
25/09/2012	1004	8572
26/09/2012	1004	6721
27/09/2012	1004	7587
28/09/2012	1004	8058
29/09/2012	1004	
30/09/2012	1004	
		196876

Date	Site Location	Vehicle Count
01/09/2012	1008	
02/09/2012	1008	
03/09/2012	1008	
04/09/2012	1008	30818
05/09/2012	1008	8023
06/09/2012	1008	7534
07/09/2012	1008	8883
08/09/2012	1008	
09/09/2012	1008	
10/09/2012	1008	22530
11/09/2012	1008	7991
12/09/2012	1008	7457
13/09/2012	1008	10614
14/09/2012	1008	7615
15/09/2012	1008	
16/09/2012	1008	
17/09/2012	1008	21277
18/09/2012	1008	7874
19/09/2012	1008	7877
20/09/2012	1008	7847
21/09/2012	1008	9795
22/09/2012	1008	
23/09/2012	1008	
24/09/2012	1008	20876
25/09/2012	1008	9950
26/09/2012	1008	6881
27/09/2012	1008	7806
28/09/2012	1008	8572
29/09/2012	1008	
30/09/2012	1008	
		220220

Date	Site Location	Vehicle Count
01/09/2012	1011	
02/09/2012	1011	
03/09/2012	1011	Down
04/09/2012	1011	Down
05/09/2012	1011	Down
06/09/2012	1011	Down
07/09/2012	1011	Down
08/09/2012	1011	
09/09/2012	1011	
10/09/2012	1011	Down
11/09/2012	1011	Down
12/09/2012	1011	Down
13/09/2012	1011	Down
14/09/2012	1011	Down
15/09/2012	1011	
16/09/2012	1011	
17/09/2012	1011	Down
18/09/2012	1011	Down
19/09/2012	1011	Down
20/09/2012	1011	Down
21/09/2012	1011	Down
22/09/2012	1011	
23/09/2012	1011	
24/09/2012	1011	Down
25/09/2012	1011	Down
26/09/2012	1011	Down
27/09/2012	1011	Down
28/09/2012	1011	Down
29/09/2012	1011	
30/09/2012	1011	
		0

Date	Site Location	Vehicle Count
01/09/2012	1020	
02/09/2012	1020	
03/09/2012	1020	
04/09/2012	1020	18849
05/09/2012	1020	4981
06/09/2012	1020	4758
07/09/2012	1020	5532
08/09/2012	1020	
09/09/2012	1020	
10/09/2012	1020	13886
11/09/2012	1020	4580
12/09/2012	1020	4669
13/09/2012	1020	6175
14/09/2012	1020	4955
15/09/2012	1020	
16/09/2012	1020	
17/09/2012	1020	12900
18/09/2012	1020	4780
19/09/2012	1020	4912
20/09/2012	1020	4986
21/09/2012	1020	5958
22/09/2012	1020	
23/09/2012	1020	
24/09/2012	1020	13875
25/09/2012	1020	6396
26/09/2012	1020	4527
27/09/2012	1020	5227
28/09/2012	1020	5817
29/09/2012	1020	
30/09/2012	1020	
		137763

Date	Site Location	Vehicle Count
01/09/2012	1021	
02/09/2012	1021	
03/09/2012	1021	
04/09/2012	1021	21568
05/09/2012	1021	6067
06/09/2012	1021	5734
07/09/2012	1021	6650
08/09/2012	1021	
09/09/2012	1021	
10/09/2012	1021	15665
11/09/2012	1021	6016
12/09/2012	1021	5747
13/09/2012	1021	7960
14/09/2012	1021	5323
15/09/2012	1021	
16/09/2012	1021	
17/09/2012	1021	6968
18/09/2012	1021	3932
19/09/2012	1021	5878
20/09/2012	1021	6138
21/09/2012	1021	7269
22/09/2012	1021	
23/09/2012	1021	
24/09/2012	1021	14678
25/09/2012	1021	7665
26/09/2012	1021	5016
27/09/2012	1021	5904
28/09/2012	1021	6348
29/09/2012	1021	
30/09/2012	1021	
		150526

801938

Date	Site Location	Vehicle Count	Infringement Count
01/10/2012	1002		
02/10/2012	1002	40328	12
03/10/2012	1002	10054	3
04/10/2012	1002	11221	1
05/10/2012	1002	10592	0
06/10/2012	1002		
07/10/2012	1002		
08/10/2012	1002		
09/10/2012	1002	32338	0
10/10/2012	1002	11455	1
11/10/2012	1002	9923	2
12/10/2012	1002	8660	2
13/10/2012	1002		
14/10/2012	1002		
15/10/2012	1002	28921	9
16/10/2012	1002	9539	2
17/10/2012	1002	9515	0
18/10/2012	1002	10287	5
19/10/2012	1002	11264	6
20/10/2012	1002		
21/10/2012	1002		
22/10/2012	1002	28631	0
23/10/2012	1002	8785	0
24/10/2012	1002	12733	4
25/10/2012	1002	8275	1
26/10/2012	1002	10512	0
27/10/2012	1002		
28/10/2012	1002		
29/10/2012	TIME OUT BY 1HR	28750	13
30/10/2012	1002	9334	0
31/10/2012	1002	10683	3
		227825	64

Date	Site Location	Vehicle Count	Infringement Count
01/10/2012	1004		
02/10/2012	1004	19419	13
03/10/2012	1004	6729	3
04/10/2012	1004	7463	2
05/10/2012	1004	6650	7
06/10/2012	1004		
07/10/2012	1004		
08/10/2012	1004		
09/10/2012	1004	18039	13
10/10/2012	1004	7666	4
11/10/2012	1004	6992	5
12/10/2012	1004	5682	4
13/10/2012	1004		
14/10/2012	1004		
15/10/2012	1004	16638	9
16/10/2012	1004	7297	4
17/10/2012	1004	6744	2
18/10/2012	1004	7343	11
19/10/2012	1004	7961	4
20/10/2012	1004		
21/10/2012	1004		
22/10/2012	1004	18825	4
23/10/2012	1004	6198	4
24/10/2012	1004	8999	6
25/10/2012	1004	6696	3
26/10/2012	1004	7628	2
27/10/2012	1004		
28/10/2012	1004		
29/10/2012	1004	18927	6
30/10/2012	1004	8795	10
31/10/2012	1004	11372	0
		212063	116

Date	Site Location	Vehicle Count	Infringement Count
01/10/2012	1008		
02/10/2012	1008	25246	3
03/10/2012	1008	7371	0
04/10/2012	1008	8030	0
05/10/2012	1008	7496	0
06/10/2012	1008		
07/10/2012	1008		
08/10/2012	1008		
09/10/2012	1008	23018	5
10/10/2012	1008	8718	1
11/10/2012	1008	7269	3
12/10/2012	1008	5551	3
13/10/2012	1008		
14/10/2012	1008		
15/10/2012	1008	22878	1
16/10/2012	1008	8169	0
17/10/2012	1008	7341	0
18/10/2012	1008	8328	0
19/10/2012	1008	8938	1
20/10/2012	1008		
21/10/2012	1008		
22/10/2012	1008	23868	4
23/10/2012	1008	6897	1
24/10/2012	1008	10521	2
25/10/2012	1008	6469	0
26/10/2012	1008	8187	0
27/10/2012	1008		
28/10/2012	1008		
29/10/2012	1008	23376	5
30/10/2012	1008	7550	1
31/10/2012	1008	8502	0
		243723	30

Date	Site Location	Vehicle Count	Infringement Count
01/10/2012	1011		
02/10/2012	1011	Down	
03/10/2012	1011	Down	
04/10/2012	1011	Down	
05/10/2012	1011	Down	
06/10/2012	1011		
07/10/2012	1011		
08/10/2012	1011		
09/10/2012	1011	Down	
10/10/2012	1011	Down	
11/10/2012	1011	Down	
12/10/2012	1011	Down	
13/10/2012	1011		
14/10/2012	1011		
15/10/2012	1011	Down	
16/10/2012	1011	Down	
17/10/2012	1011	Down	
18/10/2012	1011	Down	
19/10/2012	1011	Down	
20/10/2012	1011		
21/10/2012	1011		
22/10/2012	1011	Down	
23/10/2012	1011	Down	
24/10/2012	1011	Down	
25/10/2012	1011	Down	
26/10/2012	1011	Down	
27/10/2012	1011		
28/10/2012	1011		
29/10/2012	1011	Down	
30/10/2012	1011	Down	
31/10/2012	1011	Down	
		0	0

Date	Site Location	Vehicle Count	Infringement Count
01/10/2012	1020		
02/10/2012	1020	16727	8
03/10/2012	1020	4949	1
04/10/2012	1020	5331	2
05/10/2012	1020	5206	1
06/10/2012	1020		
07/10/2012	1020		
08/10/2012	1020		
09/10/2012	1020	14960	11
10/10/2012	1020	5540	1
11/10/2012	1020	5005	2
12/10/2012	1020	4559	3
13/10/2012	1020		
14/10/2012	1020		
15/10/2012	1020	14119	10
16/10/2012	1020	5001	3
17/10/2012	1020	4788	2
18/10/2012	1020	5253	1
19/10/2012	1020	3274	4
20/10/2012	1020		
21/10/2012	1020		
22/10/2012	1020	14546	7
23/10/2012	1020	4410	0
24/10/2012	1020	6448	4
25/10/2012	1020	4265	0
26/10/2012	1020	5783	1
27/10/2012	1020		
28/10/2012	1020		
29/10/2012	1020	14062	8
30/10/2012	1020	3745	2
31/10/2012	1020	5638	0
		153609	71

Date	Site Location	Vehicle Count	Infringement Count
01/10/2012	1021		
02/10/2012	1021	17776	0
03/10/2012	1021	4151	1
04/10/2012	1021	3095	0
05/10/2012	1021	3302	0
06/10/2012	1021		
07/10/2012	1021		
08/10/2012	1021		
09/10/2012	1021	7753	0
10/10/2012	1021	3486	0
11/10/2012	1021	2994	0
12/10/2012	1021	2532	0
13/10/2012	1021		
14/10/2012	1021		
15/10/2012	1021	7566	0
16/10/2012	1021	3104	0
17/10/2012	1021	2853	0
18/10/2012	1021	3151	0
19/10/2012	1021	3274	0
20/10/2012	1021		
21/10/2012	1021		
22/10/2012	1021	7803	0
23/10/2012	1021	2615	0
24/10/2012	1021	4021	0
25/10/2012	1021	2508	0
26/10/2012	1021	3108	0
27/10/2012	1021		
28/10/2012	1021		
29/10/2012	1021	7520	0
30/10/2012	1021	2899	0
31/10/2012	1021	3251	0
		98762	1

Date	Site Location	Vehicle Count	Infringement Count
01/11/2012	1002	11449	0
02/11/2012	1002	9304	4
03/11/2012	1002		
04/11/2012	1002		
05/11/2012	1002	27905	0
06/11/2012	1002	10156	0
07/11/2012	1002	11430	5
08/11/2012	1002	9290	4
09/11/2012	1002	10226	0
10/11/2012	1002		
11/11/2012	1002		
12/11/2012	1002	27595	0
13/11/2012	1002	8975	0
14/11/2012	1002	10296	2
15/11/2012	1002	11211	0
16/11/2012	1002	10675	3
17/11/2012	1002		
18/11/2012	1002		
19/11/2012	1002	1208	Site down all w/end 0
20/11/2012	1002	12568	3
21/11/2012	1002	10600	0
22/11/2012	1002	10419	5
23/11/2012	1002	11876	5
24/11/2012	1002		
25/11/2012	1002		
26/11/2012	1002	27861	14
27/11/2012	1002		
28/11/2012	1002		
29/11/2012	1002	33890	0
30/11/2012	1002	10684	0
		249757	45

Date	Site Location	Vehicle Count	Infringement Count
01/11/2012	1004	11571	0
02/11/2012	1004	9512	5
03/11/2012	1004		
04/11/2012	1004		
05/11/2012	1004	27126	27
06/11/2012	1004	10915	7
07/11/2012	1004	11661	5
08/11/2012	1004	9536	2
09/11/2012	1004	10323	7
10/11/2012	1004		
11/11/2012	1004		
12/11/2012	1004	26332	11
13/11/2012	1004	10082	0
14/11/2012	1004	11146	6
15/11/2012	1004	12737	20
16/11/2012	1004	10833	14
17/11/2012	1004		
18/11/2012	1004		
19/11/2012	1004	27345	7
20/11/2012	1004	13094	7
21/11/2012	1004	8514	0
22/11/2012	1004	10829	2
23/11/2012	1004	10346	0
24/11/2012	1004		
25/11/2012	1004		
26/11/2012	1004	0	0
27/11/2012	1004		
28/11/2012	1004		
29/11/2012	1004	32910	17
30/11/2012	1004	755	1
		265567	138

Date	Site Location	Vehicle Count	Infringement Count
01/11/2012	1008	8894	0
02/11/2012	1008	6336	1
03/11/2012	1008		
04/11/2012	1008		
05/11/2012	1008	22921	3
06/11/2012	1008	8629	0
07/11/2012	1008	9319	0
08/11/2012	1008	7402	0
09/11/2012	1008	7983	1
10/11/2012	1008		
11/11/2012	1008		
12/11/2012	1008	23153	0
13/11/2012	1008	7720	0
14/11/2012	1008	8574	0
15/11/2012	1008	9276	0
16/11/2012	1008	8210	0
17/11/2012	1008		
18/11/2012	1008		
19/11/2012	1008	21979	1
20/11/2012	1008	10250	1
21/11/2012	1008	5844	2
22/11/2012	1008	8254	1
23/11/2012	1008	9468	0
24/11/2012	1008		
25/11/2012	1008		
26/11/2012	1008	22252	3
27/11/2012	1008		
28/11/2012	1008		
29/11/2012	1008	26145	1
30/11/2012	1008	7972	1
		240581	15

Date	Site Location	Vehicle Count	Infringement Count
01/11/2012	1011	Down	
02/11/2012	1011	Down	
03/11/2012	1011	Down	
04/11/2012	1011	Down	
05/11/2012	1011	Down	
06/11/2012	1011	Down	
07/11/2012	1011	Down	
08/11/2012	1011	Down	
09/11/2012	1011	Down	
10/11/2012	1011	Down	
11/11/2012	1011	Down	
12/11/2012	1011	Down	
13/11/2012	1011	Down	
14/11/2012	1011	Down	
15/11/2012	1011	Down	
16/11/2012	1011	Down	
17/11/2012	1011	Down	
18/11/2012	1011	Down	
19/11/2012	1011	Down	
20/11/2012	1011	Down	
21/11/2012	1011	Down	
22/11/2012	1011	Down	
23/11/2012	1011	Down	
24/11/2012	1011	Down	
25/11/2012	1011	Down	
26/11/2012	1011	Down	
27/11/2012	1011	Down	
28/11/2012	1011	Down	
29/11/2012	1011	Down	
30/11/2012	1011	Down	
		0	0

Date	Site Location	Vehicle Count	Infringement Count
01/11/2012	1020	5994	0
02/11/2012	1020	4920	2
03/11/2012	1020		
04/11/2012	1020		
05/11/2012	1020	14156	5
06/11/2012	1020	5528	1
07/11/2012	1020	5810	2
08/11/2012	1020	4967	1
09/11/2012	1020	4600	0
10/11/2012	1020		
11/11/2012	1020		
12/11/2012	1020	14509	4
13/11/2012	1020	4510	3
14/11/2012	1020	5378	6
15/11/2012	1020	6104	1
16/11/2012	1020	5410	1
17/11/2012	1020		
18/11/2012	1020		
19/11/2012	1020	13871	1
20/11/2012	1020	6394	1
21/11/2012	1020	434	0
22/11/2012	1020	3937	1
23/11/2012	1020	6059	1
24/11/2012	1020		
25/11/2012	1020		
26/11/2012	1020	14319	13
27/11/2012	1020		
28/11/2012	1020		
29/11/2012	1020	16641	3
30/11/2012	1020	5224	1
		148765	47

Date	Site Location	Vehicle Count	Infringement Count
01/11/2012	1021	2485	0
02/11/2012	1021	3069	0
03/11/2012	1021		
04/11/2012	1021		
05/11/2012	1021	6279	1
06/11/2012	1021	3170	0
07/11/2012	1021	1356	0
08/11/2012	1021	925	0
09/11/2012	1021	2662	0
10/11/2012	1021		
11/11/2012	1021		
12/11/2012	1021	8487	0
13/11/2012	1021	3456	0
14/11/2012	1021	3768	0
15/11/2012	1021	3998	0
16/11/2012	1021	3510	0
17/11/2012	1021		
18/11/2012	1021		
19/11/2012	1021	8684	0
20/11/2012	1021	4843	0
21/11/2012	1021	3139	0
22/11/2012	1021	3840	0
23/11/2012	1021	4504	0
24/11/2012	1021		
25/11/2012	1021		
26/11/2012	1021	5062	0
27/11/2012	1021		
28/11/2012	1021		
29/11/2012	1021	8467	0
30/11/2012	1021	2009	0
		83713	1

Date	Site Location	Vehicle Count	Infringement Count
01/12/2012	1002		
02/12/2012	1002		
03/12/2012	1002	13518	4
04/12/2012	1002	9800	0
05/12/2012	1002	10502	0
06/12/2012	1002	10696	3
07/12/2012	1002	12332	0
08/12/2012	1002		
09/12/2012	1002		
10/12/2012	1002	28813	19
11/12/2012	1002	10122	4
12/12/2012	1002	10615	2
13/12/2012	1002	1716	Cygwin re-started 0
14/12/2012	1002	12467	0
15/12/2012	1002		
16/12/2012	1002		
17/12/2012	1002	29961	13
18/12/2012	1002	9058	0
19/12/2012	1002	13450	0
20/12/2012	1002	3252	1
21/12/2012	1002	11418	3
22/12/2012	1002		
23/12/2012	1002		
24/12/2012	1002	470	0
25/12/2012	1002		
26/12/2012	1002		
27/12/2012	1002		
28/12/2012	1002	Down	0
29/12/2012	1002		
30/12/2012	1002		
31/12/2012	1002		
		86448	49

Date	Site Location	Vehicle Count	Infringement Count
01/12/2012	1004		
02/12/2012	1004		
03/12/2012	1004	0	0
04/12/2012	1004	0	0
05/12/2012	1004	3000	0
06/12/2012	1004	6806	13
07/12/2012	1004	8393	1
08/12/2012	1004		
09/12/2012	1004		
10/12/2012	1004	19552	29
11/12/2012	1004	N/A site down	
12/12/2012	1004	7350	9
13/12/2012	1004	7678	11
14/12/2012	1004	8564	10
15/12/2012	1004		
16/12/2012	1004		
17/12/2012	1004	19331	18
18/12/2012	1004	6598	0
19/12/2012	1004	9109	11
20/12/2012	1004	0	0
21/12/2012	1004	7768	0
22/12/2012	1004		
23/12/2012	1004		
24/12/2012	1004	3366	0
25/12/2012	1004		
26/12/2012	1004		
27/12/2012	1004		
28/12/2012	1004	Not Counting	0
29/12/2012	1004		
30/12/2012	1004		
31/12/2012	1004		
		107515	102

Date	Site Location	Vehicle Count	Infringement Count
01/12/2012	1008		
02/12/2012	1008		
03/12/2012	1008	22391	3
04/12/2012	1008	8002	2
05/12/2012	1008	8732	1
06/12/2012	1008	8743	2
07/12/2012	1008	9591	0
08/12/2012	1008		
09/12/2012	1008		
10/12/2012	1008	23176	1
11/12/2012	1008	8071	2
12/12/2012	1008	8240	2
13/12/2012	1008	8807	2
14/12/2012	1008	9642	0
15/12/2012	1008		
16/12/2012	1008		
17/12/2012	1008	23147	5
18/12/2012	1008	7263	1
19/12/2012	1008	11566	0
20/12/2012	1008	6445	1
21/12/2012	1008	9343	0
22/12/2012	1008		
23/12/2012	1008		
24/12/2012	1008	21838	2
25/12/2012	1008		
26/12/2012	1008		
27/12/2012	1008		
28/12/2012	1008	20555	6
29/12/2012	1008		
30/12/2012	1008		
31/12/2012	1008		
		215552	30

Date	Site Location	Vehicle Count	Infringement Count
01/12/2012	1011	Down	
02/12/2012	1011	Down	
03/12/2012	1011	Down	
04/12/2012	1011	Down	
05/12/2012	1011	Down	
06/12/2012	1011	Down	
07/12/2012	1011	Down	
08/12/2012	1011	Down	
09/12/2012	1011	Down	
10/12/2012	1011	Down	
11/12/2012	1011	Down	
12/12/2012	1011	Down	
13/12/2012	1011	Down	
14/12/2012	1011	Down	
15/12/2012	1011	Down	
16/12/2012	1011	Down	
17/12/2012	1011	Down	
18/12/2012	1011	Down	
19/12/2012	1011	Down	
20/12/2012	1011	Down	
21/12/2012	1011	Down	
22/12/2012	1011	Down	
23/12/2012	1011	Down	
24/12/2012	1011	Down	
25/12/2012	1011	Down	
26/12/2012	1011	Down	
27/12/2012	1011	Down	
28/12/2012	1011	Down	
29/12/2012	1011	Down	
30/12/2012	1011	Down	
31/12/2012	1011	Down	
		0	0

Date	Site Location	Vehicle Count	Infringement Count
01/12/2012	1020		
02/12/2012	1020		
03/12/2012	1020	14349	6
04/12/2012	1020	5017	5
05/12/2012	1020	5473	4
06/12/2012	1020	5493	5
07/12/2012	1020	5984	5
08/12/2012	1020		
09/12/2012	1020		
10/12/2012	1020	14761	5
11/12/2012	1020	5134	4
12/12/2012	1020	5490	2
13/12/2012	1020	5549	1
14/12/2012	1020	6391	4
15/12/2012	1020		
16/12/2012	1020		
17/12/2012	1020	15789	7
18/12/2012	1020	4777	0
19/12/2012	1020	6671	6
20/12/2012	1020	4368	3
21/12/2012	1020	6157	0
22/12/2012	1020		
23/12/2012	1020		
24/12/2012	1020	12860	2
25/12/2012	1020		
26/12/2012	1020		
27/12/2012	1020		
28/12/2012	1020	10915	0
29/12/2012	1020		
30/12/2012	1020		
31/12/2012	1020		
		135178	59

Date	Site Location	Vehicle Count	Infringement Count
01/12/2012	1021		
02/12/2012	1021		
03/12/2012	1021	6664	0
04/12/2012	1021	2360	0
05/12/2012	1021	3975	1
06/12/2012	1021	3911	0
07/12/2012	1021	3295	0
08/12/2012	1021		
09/12/2012	1021		
10/12/2012	1021	8681	0
11/12/2012	1021	5670	0
12/12/2012	1021	3970	0
13/12/2012	1021	4625	0
14/12/2012	1021	5757	1
15/12/2012	1021		
16/12/2012	1021		
17/12/2012	1021	7058	0
18/12/2012	1021	3051	0
19/12/2012	1021	2667	0
20/12/2012	1021	1166	0
21/12/2012	1021	2158	0
22/12/2012	1021		
23/12/2012	1021		
24/12/2012	1021	9126	0
25/12/2012	1021		
26/12/2012	1021		
27/12/2012	1021		
28/12/2012	1021	3043	0
29/12/2012	1021		
30/12/2012	1021		
31/12/2012	1021		
		77177	2

Date	Location Code	Vehicle Count
01-Jan-11	0002	
02-Jan-11	0002	
03-Jan-11	0002	
04-Jan-11	0002	
05-Jan-11	0002	8867
06-Jan-11	0002	
07-Jan-11	0002	
08-Jan-11	0002	
09-Jan-11	0002	
10-Jan-11	0002	41234
11-Jan-11	0002	5835
12-Jan-11	0002	
13-Jan-11	0002	
14-Jan-11	0002	14670
15-Jan-11	0002	
16-Jan-11	0002	
17-Jan-11	0002	18653
18-Jan-11	0002	9459
19-Jan-11	0002	10525
20-Jan-11	0002	8837
21-Jan-11	0002	10523
22-Jan-11	0002	
23-Jan-11	0002	
24-Jan-11	0002	23037
25-Jan-11	0002	9522
26-Jan-11	0002	
27-Jan-11	0002	5271
28-Jan-11	0002	5118
29-Jan-11	0002	
30-Jan-11	0002	
31-Jan-11	0002	

unable to dial in. Site frozen 17:46:20 11/20/11

197823 197823

Date	Location Code	Vehicle Count
01-Jan-11	0004	
02-Jan-11	0004	
03-Jan-11	0004	
04-Jan-11	0004	
05-Jan-11	0004	10209
06-Jan-11	0004	
07-Jan-11	0004	
08-Jan-11	0004	
09-Jan-11	0004	
10-Jan-11	0004	15905
11-Jan-11	0004	4928
12-Jan-11	0004	
13-Jan-11	0004	
14-Jan-11	0004	20774
15-Jan-11	0004	
16-Jan-11	0004	
17-Jan-11	0004	14540
18-Jan-11	0004	7202
19-Jan-11	0004	7120
20-Jan-11	0004	6818
21-Jan-11	0004	7072
22-Jan-11	0004	
23-Jan-11	0004	
24-Jan-11	0004	17531
25-Jan-11	0004	6756
26-Jan-11	0004	
27-Jan-11	0004	11010
28-Jan-11	0004	
29-Jan-11	0004	7079
30-Jan-11	0004	
31-Jan-11	0004	

148776 148776

Date	Location Code	Vehicle Count
01-Jan-11	0007	
02-Jan-11	0007	
03-Jan-11	0007	
04-Jan-11	0007	
05-Jan-11	0007	10006
06-Jan-11	0007	
07-Jan-11	0007	
08-Jan-11	0007	
09-Jan-11	0007	
10-Jan-11	0007	17909
11-Jan-11	0007	2709
12-Jan-11	0007	
13-Jan-11	0007	
14-Jan-11	0007	14853
15-Jan-11	0007	
16-Jan-11	0007	
17-Jan-11	0007	8832
18-Jan-11	0007	4832
19-Jan-11	0007	4928
20-Jan-11	0007	4706
21-Jan-11	0007	4244
22-Jan-11	0007	
23-Jan-11	0007	
24-Jan-11	0007	13678
25-Jan-11	0007	6508
26-Jan-11	0007	
27-Jan-11	0007	7242
28-Jan-11	0007	6294
29-Jan-11	0007	
30-Jan-11	0007	
31-Jan-11	0007	

109021 109021

Date	Location Code	Vehicle Count
01-Jan-11	0008	
02-Jan-11	0008	
03-Jan-11	0008	
04-Jan-11	0008	
05-Jan-11	0008	20898
06-Jan-11	0008	
07-Jan-11	0008	
08-Jan-11	0008	
09-Jan-11	0008	
10-Jan-11	0008	32096
11-Jan-11	0008	3807
12-Jan-11	0008	
13-Jan-11	0008	
14-Jan-11	0008	29204
15-Jan-11	0008	
16-Jan-11	0008	
17-Jan-11	0008	17905
18-Jan-11	0008	7300
19-Jan-11	0008	7786
20-Jan-11	0008	8647
21-Jan-11	0008	6932
22-Jan-11	0008	
23-Jan-11	0008	
24-Jan-11	0008	32811
25-Jan-11	0008	6781
26-Jan-11	0008	
27-Jan-11	0008	11704
28-Jan-11	0008	0
29-Jan-11	0008	
30-Jan-11	0008	
31-Jan-11	0008	

unable to set stat4. Crown re-started @ 05 am

171321 171321

Date	Location Code	Vehicle Count
01-Jan-11	0011	
02-Jan-11	0011	
03-Jan-11	0011	
04-Jan-11	0011	
05-Jan-11	0011	11148
06-Jan-11	0011	
07-Jan-11	0011	
08-Jan-11	0011	
09-Jan-11	0011	
10-Jan-11	0011	24656
11-Jan-11	0011	3446
12-Jan-11	0011	
13-Jan-11	0011	
14-Jan-11	0011	18489
15-Jan-11	0011	
16-Jan-11	0011	13449
17-Jan-11	0011	4610
18-Jan-11	0011	6103
19-Jan-11	0011	6176
20-Jan-11	0011	5617
21-Jan-11	0011	
22-Jan-11	0011	
23-Jan-11	0011	15428
24-Jan-11	0011	3011
25-Jan-11	0011	
26-Jan-11	0011	8908
27-Jan-11	0011	9521
28-Jan-11	0011	
29-Jan-11	0011	
30-Jan-11	0011	
31-Jan-11	0011	

128594 128594

Date	Location Code	Vehicle Count
01-Jan-11	0020	0
02-Jan-11	0020	0
03-Jan-11	0020	0
04-Jan-11	0020	0
05-Jan-11	0020	0
06-Jan-11	0020	0
07-Jan-11	0020	0
08-Jan-11	0020	0
09-Jan-11	0020	0
10-Jan-11	0020	0
11-Jan-11	0020	0
12-Jan-11	0020	0
13-Jan-11	0020	0
14-Jan-11	0020	0
15-Jan-11	0020	0
16-Jan-11	0020	0
17-Jan-11	0020	0
18-Jan-11	0020	0
19-Jan-11	0020	0
20-Jan-11	0020	0
21-Jan-11	0020	0
22-Jan-11	0020	0
23-Jan-11	0020	0
24-Jan-11	0020	0
25-Jan-11	0020	0
26-Jan-11	0020	0
27-Jan-11	0020	0
28-Jan-11	0020	0
29-Jan-11	0020	0
30-Jan-11	0020	0
31-Jan-11	0020	0

0

Date	Location Code	Vehicle Count
01-Jan-11	0021	
02-Jan-11	0021	
03-Jan-11	0021	
04-Jan-11	0021	
05-Jan-11	0021	23181
06-Jan-11	0021	
07-Jan-11	0021	
08-Jan-11	0021	
09-Jan-11	0021	
10-Jan-11	0021	2849
11-Jan-11	0021	118
12-Jan-11	0021	
13-Jan-11	0021	
14-Jan-11	0021	
15-Jan-11	0021	
16-Jan-11	0021	
17-Jan-11	0021	
18-Jan-11	0021	
19-Jan-11	0021	
20-Jan-11	0021	
21-Jan-11	0021	
22-Jan-11	0021	
23-Jan-11	0021	
24-Jan-11	0021	
25-Jan-11	0021	
26-Jan-11	0021	
27-Jan-11	0021	
28-Jan-11	0021	
29-Jan-11	0021	
30-Jan-11	0021	
31-Jan-11	0021	

51756 51756

801295

Date	Location Code	Vehicle Count
01-Feb-11	1001	0
02-Feb-11	1001	
03-Feb-11	1001	
04-Feb-11	1001	
05-Feb-11	1001	
06-Feb-11	1001	
07-Feb-11	1001	
08-Feb-11	1001	
09-Feb-11	1001	
10-Feb-11	1001	
11-Feb-11	1001	
12-Feb-11	1001	
13-Feb-11	1001	
14-Feb-11	1001	
15-Feb-11	1001	
16-Feb-11	1001	
17-Feb-11	1001	
18-Feb-11	1001	
19-Feb-11	1001	
20-Feb-11	1001	
21-Feb-11	1001	
22-Feb-11	1001	
23-Feb-11	1001	
24-Feb-11	1001	
25-Feb-11	1001	
26-Feb-11	1001	
27-Feb-11	1001	
28-Feb-11	1001	

0

Date	Location Code	Vehicle Count
01-Feb-11	1002	36415
02-Feb-11	1002	
03-Feb-11	1002	
04-Feb-11	1002	
05-Feb-11	1002	
06-Feb-11	1002	
07-Feb-11	1002	45129
08-Feb-11	1002	13385
09-Feb-11	1002	9388
10-Feb-11	1002	9859
11-Feb-11	1002	13056
12-Feb-11	1002	
13-Feb-11	1002	
14-Feb-11	1002	Unable to dial in
15-Feb-11	1002	9080
16-Feb-11	1002	12665
17-Feb-11	1002	10452
18-Feb-11	1002	11022
19-Feb-11	1002	
20-Feb-11	1002	
21-Feb-11	1002	28174
22-Feb-11	1002	10405
23-Feb-11	1002	11515
24-Feb-11	1002	11136
25-Feb-11	1002	12542
26-Feb-11	1002	
27-Feb-11	1002	
28-Feb-11	1002	30588

274811

274811

Date	Location Code	Vehicle Count
01-Feb-11	1004	24640
02-Feb-11	1004	11686
03-Feb-11	1004	
04-Feb-11	1004	
05-Feb-11	1004	
06-Feb-11	1004	
07-Feb-11	1004	32046
08-Feb-11	1004	9756
09-Feb-11	1004	7702
10-Feb-11	1004	7793
11-Feb-11	1004	9754
12-Feb-11	1004	
13-Feb-11	1004	
14-Feb-11	1004	18717
15-Feb-11	1004	7589
16-Feb-11	1004	10012
17-Feb-11	1004	8593
18-Feb-11	1004	8259
19-Feb-11	1004	
20-Feb-11	1004	
21-Feb-11	1004	18994
22-Feb-11	1004	8032
23-Feb-11	1004	8873

24-Feb-11	1004	8385
25-Feb-11	1004	8815
26-Feb-11	1004	
27-Feb-11	1004	
28-Feb-11	1004	18342

227988

227988

Date	Location Code	Vehicle Count	
01-Feb-11	1007	11033	Site turned off : 10:47 31/01/2011
02-Feb-11	1007		
03-Feb-11	1007		
04-Feb-11	1007		
05-Feb-11	1007		
06-Feb-11	1007		
07-Feb-11	1007		
08-Feb-11	1007		
09-Feb-11	1007		
10-Feb-11	1007		
11-Feb-11	1007		
12-Feb-11	1007		
13-Feb-11	1007		
14-Feb-11	1007		
15-Feb-11	1007		
16-Feb-11	1007		
17-Feb-11	1007		
18-Feb-11	1007		
19-Feb-11	1007		
20-Feb-11	1007		
21-Feb-11	1007		
22-Feb-11	1007		
23-Feb-11	1007		
24-Feb-11	1007		
25-Feb-11	1007		
26-Feb-11	1007		
27-Feb-11	1007		
28-Feb-11	1007		

11033

11033

Date	Location Code	Vehicle Count	
01-Feb-11	1008	14950	
02-Feb-11	1008	621	
03-Feb-11	1008		
04-Feb-11	1008		
05-Feb-11	1008		
06-Feb-11	1008		
07-Feb-11	1008	26225	
08-Feb-11	1008	8864	
09-Feb-11	1008	7159	
10-Feb-11	1008	7384	
11-Feb-11	1008	9971	
12-Feb-11	1008		
13-Feb-11	1008		
14-Feb-11	1008	20115	
15-Feb-11	1008	7458	
16-Feb-11	1008	10180	
17-Feb-11	1008	7862	
18-Feb-11	1008	8302	
19-Feb-11	1008		
20-Feb-11	1008		
21-Feb-11	1008	451	Re-started 09.45 John
22-Feb-11	1008	8050	
23-Feb-11	1008	458	Re-started 10:30 John UPS issues
24-Feb-11	1008	8111	
25-Feb-11	1008		Unable to dial in/download
26-Feb-11	1008		
27-Feb-11	1008		
28-Feb-11	1008	19565	

165726

165726

Date	Location Code	Vehicle Count
01-Feb-11	1011	21297
02-Feb-11	1011	6822
03-Feb-11	1011	
04-Feb-11	1011	
05-Feb-11	1011	
06-Feb-11	1011	
07-Feb-11	1011	24207
08-Feb-11	1011	7713
09-Feb-11	1011	5733
10-Feb-11	1011	6087
11-Feb-11	1011	7508
12-Feb-11	1011	

13-Feb-11	1011	
14-Feb-11	1011	15049
15-Feb-11	1011	6289
16-Feb-11	1011	7590
17-Feb-11	1011	5872
18-Feb-11	1011	6553
19-Feb-11	1011	
20-Feb-11	1011	
21-Feb-11	1011	16645
22-Feb-11	1011	6303
23-Feb-11	1011	6921
24-Feb-11	1011	6473
25-Feb-11	1011	6968
26-Feb-11	1011	
27-Feb-11	1011	
28-Feb-11	1011	15305

179335

179335

Date Location Code Vehicle Count

01-Feb-11	1020	
02-Feb-11	1020	
03-Feb-11	1020	
04-Feb-11	1020	
05-Feb-11	1020	
06-Feb-11	1020	
07-Feb-11	1020	17929
08-Feb-11	1020	6559
09-Feb-11	1020	4589
10-Feb-11	1020	4871
11-Feb-11	1020	6458
12-Feb-11	1020	
13-Feb-11	1020	
14-Feb-11	1020	16329
15-Feb-11	1020	5229
16-Feb-11	1020	6536
17-Feb-11	1020	5684
18-Feb-11	1020	1944
19-Feb-11	1020	
20-Feb-11	1020	
21-Feb-11	1020	15294
22-Feb-11	1020	5163
23-Feb-11	1020	5707
24-Feb-11	1020	5361
25-Feb-11	1020	6104
26-Feb-11	1020	
27-Feb-11	1020	
28-Feb-11	1020	14090

127847

127847

Date Location Code Vehicle Count

01-Feb-11	1021	
02-Feb-11	1021	
03-Feb-11	1021	
04-Feb-11	1021	
05-Feb-11	1021	
06-Feb-11	1021	
07-Feb-11	1021	
08-Feb-11	1021	
09-Feb-11	1021	
10-Feb-11	1021	
11-Feb-11	1021	
12-Feb-11	1021	
13-Feb-11	1021	
14-Feb-11	1021	
15-Feb-11	1021	
16-Feb-11	1021	
17-Feb-11	1021	
18-Feb-11	1021	
19-Feb-11	1021	
20-Feb-11	1021	
21-Feb-11	1021	
22-Feb-11	1021	
23-Feb-11	1021	
24-Feb-11	1021	
25-Feb-11	1021	
26-Feb-11	1021	
27-Feb-11	1021	
28-Feb-11	1021	

Site down
Site Down

Site Down
Site Down

Date	Location Code	Vehicle Count
01-Mar-11	1002	10624
02-Mar-11	1002	10125
03-Mar-11	1002	12246
04-Mar-11	1002	11486
05-Mar-11	1002	
06-Mar-11	1002	
07-Mar-11	1002	29091
08-Mar-11	1002	8906
09-Mar-11	1002	11561
10-Mar-11	1002	
11-Mar-11	1002	
12-Mar-11	1002	
13-Mar-11	1002	
14-Mar-11	1002	
15-Mar-11	1002	54515
16-Mar-11	1002	11236
17-Mar-11	1002	10874
18-Mar-11	1002	12279
19-Mar-11	1002	
20-Mar-11	1002	
21-Mar-11	1002	29600
22-Mar-11	1002	10686
23-Mar-11	1002	11351
24-Mar-11	1002	12941
25-Mar-11	1002	8848
26-Mar-11	1002	
27-Mar-11	1002	
28-Mar-11	1002	29165
29-Mar-11	1002	10435
30-Mar-11	1002	
31-Mar-11	1002	21469

Time Zone changed for daylight savings

317438

317438

Date	Location Code	Vehicle Count
01-Mar-11	1004	8214
02-Mar-11	1004	7965
03-Mar-11	1004	9581
04-Mar-11	1004	8362
05-Mar-11	1004	
06-Mar-11	1004	
07-Mar-11	1004	20722
08-Mar-11	1004	7501
09-Mar-11	1004	8992
10-Mar-11	1004	
11-Mar-11	1004	
12-Mar-11	1004	
13-Mar-11	1004	
14-Mar-11	1004	
15-Mar-11	1004	38504
16-Mar-11	1004	8836
17-Mar-11	1004	8845
18-Mar-11	1004	9453
19-Mar-11	1004	
20-Mar-11	1004	
21-Mar-11	1004	20672
22-Mar-11	1004	8599
23-Mar-11	1004	8729
24-Mar-11	1004	9354
25-Mar-11	1004	7504
26-Mar-11	1004	
27-Mar-11	1004	
28-Mar-11	1004	19894
29-Mar-11	1004	8300
30-Mar-11	1004	
31-Mar-11	1004	17345

Time Zone changed for daylight savings

237372

237372

Date	Location Code	Vehicle Count	
01-Mar-11	1008	8238	
02-Mar-11	1008	7583	
03-Mar-11	1008	9495	
04-Mar-11	1008	7953	
05-Mar-11	1008		
06-Mar-11	1008		
07-Mar-11	1008	23764	
08-Mar-11	1008	6905	
09-Mar-11	1008	8866	
10-Mar-11	1008		
11-Mar-11	1008		
12-Mar-11	1008		
13-Mar-11	1008		
14-Mar-11	1008		
15-Mar-11	1008	40514	
16-Mar-11	1008	8749	
17-Mar-11	1008	8131	
18-Mar-11	1008	9120	
19-Mar-11	1008		
20-Mar-11	1008		
21-Mar-11	1008	20790	
22-Mar-11	1008	8266	
23-Mar-11	1008	8719	
24-Mar-11	1008	9620	
25-Mar-11	1008	6331	
26-Mar-11	1008		
27-Mar-11	1008		
28-Mar-11	1008	21856	
29-Mar-11	1008	8325	
30-Mar-11	1008		
31-Mar-11	1008	17227	Time Zone changed for daylight savings
		240452	240452

Date	Location Code	Vehicle Count	
01-Mar-11	1011		Unable to dial in
02-Mar-11	1011	5608	
03-Mar-11	1011	6673	
04-Mar-11	1011	6140	
05-Mar-11	1011		
06-Mar-11	1011		
07-Mar-11	1011	18083	
08-Mar-11	1011	5490	
09-Mar-11	1011	6799	
10-Mar-11	1011		
11-Mar-11	1011		
12-Mar-11	1011		
13-Mar-11	1011		
14-Mar-11	1011		
15-Mar-11	1011	30514	
16-Mar-11	1011	6718	
17-Mar-11	1011	6768	
18-Mar-11	1011	6612	
19-Mar-11	1011		
20-Mar-11	1011		
21-Mar-11	1011	15174	
22-Mar-11	1011	5927	
23-Mar-11	1011	6386	
24-Mar-11	1011	6875	
25-Mar-11	1011	5044	
26-Mar-11	1011		
27-Mar-11	1011		
28-Mar-11	1011	16059	
29-Mar-11	1011	6289	
30-Mar-11	1011		
31-Mar-11	1011	12437	Time Zone changed for daylight savings
		173596	173596

Date	Location Code	Vehicle Count
01-Mar-11	1020	5724

02-Mar-11	1020	4976	
03-Mar-11	1020	6357	
04-Mar-11	1020	5740	
05-Mar-11	1020		
06-Mar-11	1020		
07-Mar-11	1020	16365	
08-Mar-11	1020	4395	
09-Mar-11	1020	5714	
10-Mar-11	1020		
11-Mar-11	1020		
12-Mar-11	1020		
13-Mar-11	1020		
14-Mar-11	1020		
15-Mar-11	1020	28142	
16-Mar-11	1020	5560	
17-Mar-11	1020	5513	
18-Mar-11	1020	6524	
19-Mar-11	1020		
20-Mar-11	1020		
21-Mar-11	1020	15707	
22-Mar-11	1020	5440	
23-Mar-11	1020	5500	
24-Mar-11	1020	6261	
25-Mar-11	1020	4576	
26-Mar-11	1020		
27-Mar-11	1020		
28-Mar-11	1020	14917	
29-Mar-11	1020	5067	
30-Mar-11	1020		
31-Mar-11	1020	201	Time Zone changed for daylight savings
		152679	152679

Date	Location Code	Vehicle Count	
01-Mar-11	1021		Site Down
02-Mar-11	1021		
03-Mar-11	1021		
04-Mar-11	1021		
05-Mar-11	1021		
06-Mar-11	1021		
07-Mar-11	1021		
08-Mar-11	1021		
09-Mar-11	1021		
10-Mar-11	1021		
11-Mar-11	1021		
12-Mar-11	1021		
13-Mar-11	1021		
14-Mar-11	1021		
15-Mar-11	1021		
16-Mar-11	1021		
17-Mar-11	1021	815	Re-started *****
18-Mar-11	1021	11534	
19-Mar-11	1021		
20-Mar-11	1021		
21-Mar-11	1021	6214	Cygwin re-started
22-Mar-11	1021	10533	
23-Mar-11	1021	10496	
24-Mar-11	1021	12170	
25-Mar-11	1021	7548	
26-Mar-11	1021		
27-Mar-11	1021		
28-Mar-11	1021	26640	
29-Mar-11	1021	11274	
30-Mar-11	1021		
31-Mar-11	1021	20114	Time Zone changed for daylight savings
		117338	117338

Date	Location Code	Vehicle Count
01-Apr-11	1002	
02-Apr-11	1002	
03-Apr-11	1002	
04-Apr-11	1002	
05-Apr-11	1002	9875
06-Apr-11	1002	9948
07-Apr-11	1002	
08-Apr-11	1002	21275
09-Apr-11	1002	
10-Apr-11	1002	
11-Apr-11	1002	28866
12-Apr-11	1002	10377
13-Apr-11	1002	10952
14-Apr-11	1002	11413
15-Apr-11	1002	12312
16-Apr-11	1002	
17-Apr-11	1002	
18-Apr-11	1002	
19-Apr-11	1002	
20-Apr-11	1002	48172
21-Apr-11	1002	10660
22-Apr-11	1002	
23-Apr-11	1002	
24-Apr-11	1002	
25-Apr-11	1002	
26-Apr-11	1002	
27-Apr-11	1002	48027
28-Apr-11	1002	9673
29-Apr-11	1002	10286
30-Apr-11	1002	

241836

241836

Date	Location Code	Vehicle Count
01-Apr-11	1004	
02-Apr-11	1004	
03-Apr-11	1004	
04-Apr-11	1004	29368
05-Apr-11	1004	8802
06-Apr-11	1004	8680
07-Apr-11	1004	
08-Apr-11	1004	11850
09-Apr-11	1004	
10-Apr-11	1004	
11-Apr-11	1004	18883
12-Apr-11	1004	8297
13-Apr-11	1004	8693
14-Apr-11	1004	8925
15-Apr-11	1004	9362
16-Apr-11	1004	
17-Apr-11	1004	
18-Apr-11	1004	
19-Apr-11	1004	
20-Apr-11	1004	35371
21-Apr-11	1004	7946
22-Apr-11	1004	
23-Apr-11	1004	
24-Apr-11	1004	
25-Apr-11	1004	
26-Apr-11	1004	
27-Apr-11	1004	27036

28-Apr-11	1004	7610
29-Apr-11	1004	8275
30-Apr-11	1004	
	1004	

199098

199098

Date	Location Code	Vehicle Count
------	---------------	---------------

01-Apr-11	1007	
-----------	------	--

02-Apr-11	1007	
-----------	------	--

03-Apr-11	1007	
-----------	------	--

04-Apr-11	1007	
-----------	------	--

05-Apr-11	1007	
-----------	------	--

06-Apr-11	1007	
-----------	------	--

07-Apr-11	1007	
-----------	------	--

08-Apr-11	1007	
-----------	------	--

09-Apr-11	1007	
-----------	------	--

10-Apr-11	1007	
-----------	------	--

11-Apr-11	1007	
-----------	------	--

12-Apr-11	1007	
-----------	------	--

13-Apr-11	1007	
-----------	------	--

14-Apr-11	1007	
-----------	------	--

15-Apr-11	1007	
-----------	------	--

16-Apr-11	1007	
-----------	------	--

17-Apr-11	1007	
-----------	------	--

18-Apr-11	1007	
-----------	------	--

19-Apr-11	1007	
-----------	------	--

20-Apr-11	1007	
-----------	------	--

21-Apr-11	1007	
-----------	------	--

22-Apr-11	1007	
-----------	------	--

23-Apr-11	1007	
-----------	------	--

24-Apr-11	1007	
-----------	------	--

25-Apr-11	1007	
-----------	------	--

26-Apr-11	1007	
-----------	------	--

27-Apr-11	1007	
-----------	------	--

28-Apr-11	1007	
-----------	------	--

29-Apr-11	1007	
-----------	------	--

30-Apr-11	1007	
-----------	------	--

Date	Location Code	Vehicle Count
------	---------------	---------------

01-Apr-11	1008	
-----------	------	--

02-Apr-11	1008	
-----------	------	--

03-Apr-11	1008	
-----------	------	--

04-Apr-11	1008	8932
-----------	------	------

05-Apr-11	1008	7736
-----------	------	------

06-Apr-11	1008	
-----------	------	--

07-Apr-11	1008	
-----------	------	--

08-Apr-11	1008	16772
-----------	------	-------

09-Apr-11	1008	
-----------	------	--

10-Apr-11	1008	
-----------	------	--

11-Apr-11	1008	21498
-----------	------	-------

12-Apr-11	1008	7897
-----------	------	------

13-Apr-11	1008	8440
-----------	------	------

14-Apr-11	1008	8830
-----------	------	------

15-Apr-11	1008	8996
-----------	------	------

16-Apr-11	1008	
-----------	------	--

17-Apr-11	1008	
-----------	------	--

18-Apr-11	1008	
-----------	------	--

19-Apr-11	1008	
-----------	------	--

20-Apr-11	1008	35723
-----------	------	-------

21-Apr-11	1008	7535
22-Apr-11	1008	
23-Apr-11	1008	
24-Apr-11	1008	
25-Apr-11	1008	
26-Apr-11	1008	
27-Apr-11	1008	30645
28-Apr-11	1008	7330
29-Apr-11	1008	7984
30-Apr-11	1008	

178318

178318

Date	Location Code	Vehicle Count
01-Apr-11	1011	
02-Apr-11	1011	
03-Apr-11	1011	
04-Apr-11	1011	22558
05-Apr-11	1011	6191
06-Apr-11	1011	5532
07-Apr-11	1011	
08-Apr-11	1011	11561
09-Apr-11	1011	
10-Apr-11	1011	
11-Apr-11	1011	15252
12-Apr-11	1011	5606
13-Apr-11	1011	5820
14-Apr-11	1011	6128
15-Apr-11	1011	6648
16-Apr-11	1011	
17-Apr-11	1011	
18-Apr-11	1011	
19-Apr-11	1011	
20-Apr-11	1011	26295
21-Apr-11	1011	5425
22-Apr-11	1011	
23-Apr-11	1011	
24-Apr-11	1011	
25-Apr-11	1011	
26-Apr-11	1011	
27-Apr-11	1011	23497
28-Apr-11	1011	5157
29-Apr-11	1011	5296
30-Apr-11	1011	

150966

150966

Date	Location Code	Vehicle Count
01-Apr-11	1020	
02-Apr-11	1020	
03-Apr-11	1020	
04-Apr-11	1020	20798
05-Apr-11	1020	5422
06-Apr-11	1020	4960
07-Apr-11	1020	
08-Apr-11	1020	10903
09-Apr-11	1020	
10-Apr-11	1020	
11-Apr-11	1020	15154
12-Apr-11	1020	5048
13-Apr-11	1020	5430

14-Apr-11	1020	6235
15-Apr-11	1020	6060
16-Apr-11	1020	
17-Apr-11	1020	
18-Apr-11	1020	
19-Apr-11	1020	
20-Apr-11	1020	24626
21-Apr-11	1020	5266
22-Apr-11	1020	
23-Apr-11	1020	
24-Apr-11	1020	
25-Apr-11	1020	
26-Apr-11	1020	
27-Apr-11	1020	21454
28-Apr-11	1020	5043
29-Apr-11	1020	5592
30-Apr-11	1020	
	1020	

141991

141991

Date	Location Code	Vehicle Count
01-Apr-11	1021	
02-Apr-11	1021	
03-Apr-11	1021	
04-Apr-11	1021	37201
05-Apr-11	1021	10359
06-Apr-11	1021	2900
07-Apr-11	1021	
08-Apr-11	1021	2617
09-Apr-11	1021	
10-Apr-11	1021	
11-Apr-11	1021	26997
12-Apr-11	1021	9947
13-Apr-11	1021	10464
14-Apr-11	1021	10817
15-Apr-11	1021	11126
16-Apr-11	1021	
17-Apr-11	1021	
18-Apr-11	1021	
19-Apr-11	1021	
20-Apr-11	1021	33379
21-Apr-11	1021	10364
22-Apr-11	1021	
23-Apr-11	1021	
24-Apr-11	1021	
25-Apr-11	1021	
26-Apr-11	1021	
27-Apr-11	1021	32962
28-Apr-11	1021	9210
29-Apr-11	1021	9559
30-Apr-11	1021	
	1021	

217902

217902

1130111

Date	Location Code	Vehicle Count
01-May-11	1002	
02-May-11	1002	25785
03-May-11	1002	12785
04-May-11	1002	7438
05-May-11	1002	12034
06-May-11	1002	10513
07-May-11	1002	
08-May-11	1002	
09-May-11	1002	28785
10-May-11	1002	9780
11-May-11	1002	10576
12-May-11	1002	11947
13-May-11	1002	15706
14-May-11	1002	
15-May-11	1002	
16-May-11	1002	23016
17-May-11	1002	10344
18-May-11	1002	9887
19-May-11	1002	11654
20-May-11	1002	Site Down
21-May-11	1002	Site Down
22-May-11	1002	Site Down
23-May-11	1002	Site Down
24-May-11	1002	Site Down
25-May-11	1002	Site Down
26-May-11	1002	Site Down
27-May-11	1002	Site Down
28-May-11	1002	
29-May-11	1002	
30-May-11	1002	SiteDown
31-May-11	1002	

200250

200250

Date	Location Code	Vehicle Count
01-May-11	1004	
02-May-11	1004	19463
03-May-11	1004	9865
04-May-11	1004	6608
05-May-11	1004	9615
06-May-11	1004	8185
07-May-11	1004	
08-May-11	1004	
09-May-11	1004	20789
10-May-11	1004	7708
11-May-11	1004	8303
12-May-11	1004	8827
13-May-11	1004	9602
14-May-11	1004	
15-May-11	1004	
16-May-11	1004	16849
17-May-11	1004	7707
18-May-11	1004	6730
19-May-11	1004	8867
20-May-11	1004	7744
21-May-11	1004	
22-May-11	1004	
23-May-11	1004	19836
24-May-11	1004	Unable to dial in
25-May-11	1004	15822
26-May-11	1004	8235

27-May-11	1004	9227
28-May-11	1004	
29-May-11	1004	
30-May-11	1004	19438
31-May-11	1004	

229420

229420

Date Location Code Vehicle Count

01-May-11	1007	
02-May-11	1007	
03-May-11	1007	
04-May-11	1007	
05-May-11	1007	
06-May-11	1007	
07-May-11	1007	
08-May-11	1007	
09-May-11	1007	
10-May-11	1007	
11-May-11	1007	
12-May-11	1007	
13-May-11	1007	
14-May-11	1007	
15-May-11	1007	
16-May-11	1007	
17-May-11	1007	
18-May-11	1007	
19-May-11	1007	
20-May-11	1007	
21-May-11	1007	
22-May-11	1007	
23-May-11	1007	
24-May-11	1007	
25-May-11	1007	
26-May-11	1007	
27-May-11	1007	
28-May-11	1007	
29-May-11	1007	
30-May-11	1007	
31-May-11	1007	

Date Location Code Vehicle Count

01-May-11	1008	
02-May-11	1008	20628
03-May-11	1008	10141
04-May-11	1008	5314
05-May-11	1008	9428
06-May-11	1008	7691
07-May-11	1008	
08-May-11	1008	
09-May-11	1008	22573
10-May-11	1008	7227
11-May-11	1008	7789
12-May-11	1008	9306
13-May-11	1008	11975
14-May-11	1008	
15-May-11	1008	
16-May-11	1008	18958
17-May-11	1008	8038
18-May-11	1008	7610

19-May-11	1008	8918
20-May-11	1008	7270
21-May-11	1008	
22-May-11	1008	
23-May-11	1008	22392
24-May-11	1008	7465
25-May-11	1008	8232
26-May-11	1008	8642
27-May-11	1008	9637
28-May-11	1008	
29-May-11	1008	
30-May-11	1008	21249
31-May-11	1008	

240483

240483

Date Location Code Vehicle Count

01-May-11	1011	
02-May-11	1011	15155
03-May-11	1011	6724
04-May-11	1011	4312
05-May-11	1011	6271
06-May-11	1011	5416
07-May-11	1011	
08-May-11	1011	
09-May-11	1011	15489
10-May-11	1011	5242
11-May-11	1011	5814
12-May-11	1011	5987
13-May-11	1011	8031
14-May-11	1011	
15-May-11	1011	
16-May-11	1011	13024
17-May-11	1011	5539
18-May-11	1011	5509
19-May-11	1011	6305
20-May-11	1011	5341
21-May-11	1011	
22-May-11	1011	
23-May-11	1011	14880
24-May-11	1011	5093
25-May-11	1011	5737
26-May-11	1011	5812
27-May-11	1011	6421
28-May-11	1011	
29-May-11	1011	
30-May-11	1011	14586
31-May-11	1011	

166688

166688

Date Location Code Vehicle Count

01-May-11	1020	
02-May-11	1020	13747
03-May-11	1020	6399
04-May-11	1020	621
05-May-11	1020	6007
06-May-11	1020	5308
07-May-11	1020	
08-May-11	1020	
09-May-11	1020	15790
10-May-11	1020	4833

11-May-11	1020	5215	
12-May-11	1020	5687	
13-May-11	1020	8052	
14-May-11	1020		
15-May-11	1020		
16-May-11	1020	12610	
17-May-11	1020	4907	
18-May-11	1020	4880	
19-May-11	1020	5791	
20-May-11	1020	5134	
21-May-11	1020		
22-May-11	1020		
23-May-11	1020	14065	
24-May-11	1020	Unable to dial in	
25-May-11	1020	4790	
26-May-11	1020	5901	New Worm Disc
27-May-11	1020	45	
28-May-11	1020		
29-May-11	1020		
30-May-11	1020		
31-May-11	1020	13679	

143461

143461

Date Location Code Vehicle Count

01-May-11	1021		
02-May-11	1021	23173	
03-May-11	1021	12160	
04-May-11	1021	6050	
05-May-11	1021	10403	
06-May-11	1021	8543	
07-May-11	1021		
08-May-11	1021		
09-May-11	1021	24822	
10-May-11	1021	8650	
11-May-11	1021	9395	
12-May-11	1021	10863	
13-May-11	1021	14248	
14-May-11	1021		
15-May-11	1021		
16-May-11	1021	21076	
17-May-11	1021	9641	
18-May-11	1021	5218	
19-May-11	1021	4747	
20-May-11	1021	3597	
21-May-11	1021		
22-May-11	1021		
23-May-11	1021	10295	
24-May-11	1021	3424	
25-May-11	1021	3950	
26-May-11	1021	4359	
27-May-11	1021	5898	
28-May-11	1021		
29-May-11	1021		
30-May-11	1021		
31-May-11	1021	12869	

213381

213381

1193683

Date	Location Code	Vehicle Count
01-Jun-11	1002	18914
02-Jun-11	1002	10004
03-Jun-11	1002	11039
04-Jun-11	1002	
05-Jun-11	1002	
06-Jun-11	1002	12758
07-Jun-11	1002	12179
08-Jun-11	1002	7368
09-Jun-11	1002	11231
10-Jun-11	1002	11278
11-Jun-11	1002	
12-Jun-11	1002	
13-Jun-11	1002	
14-Jun-11	1002	36110
15-Jun-11	1002	11173
16-Jun-11	1002	6622
17-Jun-11	1002	12157
18-Jun-11	1002	
19-Jun-11	1002	
20-Jun-11	1002	28387
21-Jun-11	1002	8548
22-Jun-11	1002	10995
23-Jun-11	1002	12638
24-Jun-11	1002	9376
25-Jun-11	1002	
26-Jun-11	1002	
27-Jun-11	1002	27280
28-Jun-11	1002	
29-Jun-11	1002	19288
30-Jun-11	1002	7992

285337

285337

Date	Location Code	Vehicle Count
01-Jun-11	1004	Unable to dial in- No Power
02-Jun-11	1004	7654
03-Jun-11	1004	8261
04-Jun-11	1004	
05-Jun-11	1004	
06-Jun-11	1004	19126
07-Jun-11	1004	9020
08-Jun-11	1004	5913
09-Jun-11	1004	8359
10-Jun-11	1004	7765
11-Jun-11	1004	
12-Jun-11	1004	
13-Jun-11	1004	
14-Jun-11	1004	21714
15-Jun-11	1004	8053
16-Jun-11	1004	5536
17-Jun-11	1004	8798
18-Jun-11	1004	

19-Jun-11	1004	
20-Jun-11	1004	19672
21-Jun-11	1004	6672
22-Jun-11	1004	7790
23-Jun-11	1004	8972
24-Jun-11	1004	6930
25-Jun-11	1004	
26-Jun-11	1004	
27-Jun-11	1004	19393
28-Jun-11	1004	
29-Jun-11	1004	16582
30-Jun-11	1004	6900

203110

203110

Date	Location Code	Vehicle Count
01-Jun-11	1008	7952
02-Jun-11	1008	7629
03-Jun-11	1008	8352
04-Jun-11	1008	
05-Jun-11	1008	
06-Jun-11	1008	21541
07-Jun-11	1008	10065
08-Jun-11	1008	5211
09-Jun-11	1008	8767
10-Jun-11	1008	8816
11-Jun-11	1008	
12-Jun-11	1008	
13-Jun-11	1008	
14-Jun-11	1008	27131
15-Jun-11	1008	8484
16-Jun-11	1008	4617
17-Jun-11	1008	9794
18-Jun-11	1008	
19-Jun-11	1008	
20-Jun-11	1008	23413
21-Jun-11	1008	6457
22-Jun-11	1008	7974
23-Jun-11	1008	9965
24-Jun-11	1008	6999
25-Jun-11	1008	
26-Jun-11	1008	
27-Jun-11	1008	21598
28-Jun-11	1008	
29-Jun-11	1008	17717
30-Jun-11	1008	6406

228888

228888

Date	Location Code	Vehicle Count
01-Jun-11	1011	11089
02-Jun-11	1011	5489

03-Jun-11	1011	5659
04-Jun-11	1011	
05-Jun-11	1011	
06-Jun-11	1011	14500
07-Jun-11	1011	6554
08-Jun-11	1011	4169
09-Jun-11	1011	5865
10-Jun-11	1011	5851
11-Jun-11	1011	
12-Jun-11	1011	
13-Jun-11	1011	
14-Jun-11	1011	17745
15-Jun-11	1011	5687
16-Jun-11	1011	3745
17-Jun-11	1011	1254
18-Jun-11	1011	
19-Jun-11	1011	
20-Jun-11	1011	6825
21-Jun-11	1011	
22-Jun-11	1011	5525
23-Jun-11	1011	6581
24-Jun-11	1011	5127
25-Jun-11	1011	
26-Jun-11	1011	
27-Jun-11	1011	15242
28-Jun-11	1011	
29-Jun-11	1011	11736
30-Jun-11	1011	4592

Not counting vehicles re-started @ 10.50am

143235

143235

Date	Location Code	Vehicle Count
01-Jun-11	1020	10573
02-Jun-11	1020	5091
03-Jun-11	1020	5526
04-Jun-11	1020	
05-Jun-11	1020	
06-Jun-11	1020	14419
07-Jun-11	1020	31
08-Jun-11	1020	3186
09-Jun-11	1020	5481
10-Jun-11	1020	5523
11-Jun-11	1020	
12-Jun-11	1020	
13-Jun-11	1020	
14-Jun-11	1020	1564
15-Jun-11	1020	5532
16-Jun-11	1020	3343
17-Jun-11	1020	6123
18-Jun-11	1020	
19-Jun-11	1020	
20-Jun-11	1020	14267
21-Jun-11	1020	4056
22-Jun-11	1020	5208

23-Jun-11	1020	6317
24-Jun-11	1020	4895
25-Jun-11	1020	
26-Jun-11	1020	
27-Jun-11	1020	14249
28-Jun-11	1020	
29-Jun-11	1020	10951
30-Jun-11	1020	3989

130324

130324

Date	Location Code	Vehicle Count
------	---------------	---------------

01-Jun-11	1021	12147
02-Jun-11	1021	5722
03-Jun-11	1021	6058
04-Jun-11	1021	
05-Jun-11	1021	
06-Jun-11	1021	15149
07-Jun-11	1021	7040
08-Jun-11	1021	4065
09-Jun-11	1021	6572
10-Jun-11	1021	6841
11-Jun-11	1021	
12-Jun-11	1021	
13-Jun-11	1021	
14-Jun-11	1021	20163
15-Jun-11	1021	6561
16-Jun-11	1021	3583
17-Jun-11	1021	7309
18-Jun-11	1021	
19-Jun-11	1021	
20-Jun-11	1021	17141
21-Jun-11	1021	5078
22-Jun-11	1021	6265
23-Jun-11	1021	7682
24-Jun-11	1021	5300
25-Jun-11	1021	
26-Jun-11	1021	
27-Jun-11	1021	15571
28-Jun-11	1021	
29-Jun-11	1021	13983
30-Jun-11	1021	4338

176568

176568

1167462

Date	Location Code	Vehicle Count
01-Jul-11	1002	10219
02-Jul-11	1002	
03-Jul-11	1002	
04-Jul-11	1002	27786
05-Jul-11	1002	9411
06-Jul-11	1002	11633
07-Jul-11	1002	10455
08-Jul-11	1002	10569
09-Jul-11	1002	
10-Jul-11	1002	
11-Jul-11	1002	27925
12-Jul-11	1002	9613
13-Jul-11	1002	10590
14-Jul-11	1002	
15-Jul-11	1002	22878
16-Jul-11	1002	
17-Jul-11	1002	
18-Jul-11	1002	26498
19-Jul-11	1002	10461
20-Jul-11	1002	9719
21-Jul-11	1002	10486
22-Jul-11	1002	10415
23-Jul-11	1002	
24-Jul-11	1002	
25-Jul-11	1002	25147
26-Jul-11	1002	9810
27-Jul-11	1002	8967
28-Jul-11	1002	10147
29-Jul-11	1002	11174
30-Jul-11	1002	
31-Jul-11	1002	

283903

283903

Date	Location Code	Vehicle Count
01/07/2011	1004	10219
02/07/2011	1004	
03/07/2011	1004	
04/07/2011	1004	34
05/07/2011	1004	6619
06/07/2011	1004	8109
07/07/2011	1004	7096
08/07/2011	1004	7295
09/07/2011	1004	
10/07/2011	1004	
11/07/2011	1004	17320
12/07/2011	1004	6296
13/07/2011	1004	7647
14/07/2011	1004	
15/07/2011	1004	15597
16/07/2011	1004	
17/07/2011	1004	
18/07/2011	1004	16476
19/07/2011	1004	6679
20/07/2011	1004	7237
21/07/2011	1004	7857
22/07/2011	1004	7296
23/07/2011	1004	
24/07/2011	1004	
25/07/2011	1004	16491
26/07/2011	1004	7558
27/07/2011	1004	7618
28/07/2011	1004	7671
29/07/2011	1004	8048
30/07/2011	1004	
31/07/2011	1004	

179163

179163

Date	Location Code	Vehicle Count
01/07/2011	1008	7663
02/07/2011	1008	
03/07/2011	1008	
04/07/2011	1008	22201
05/07/2011	1008	7560
06/07/2011	1008	7993
07/07/2011	1008	7326
08/07/2011	1008	7296
09/07/2011	1008	
10/07/2011	1008	
11/07/2011	1008	20795
12/07/2011	1008	6801
13/07/2011	1008	7614
14/07/2011	1008	
15/07/2011	1008	16585
16/07/2011	1008	
17/07/2011	1008	
18/07/2011	1008	18806
19/07/2011	1008	6917
20/07/2011	1008	8161
21/07/2011	1008	6666
22/07/2011	1008	7598
23/07/2011	1008	
24/07/2011	1008	
25/07/2011	1008	19865
26/07/2011	1008	7893
27/07/2011	1008	7792
28/07/2011	1008	7502
29/07/2011	1008	8431
30/07/2011	1008	
31/07/2011	1008	
		211465

211465

Date	Location Code	Vehicle Count
01/07/2011	1011	65
02/07/2011	1011	
03/07/2011	1011	
04/07/2011	1011	14151
05/07/2011	1011	5115
06/07/2011	1011	5320
07/07/2011	1011	5154
08/07/2011	1011	5286
09/07/2011	1011	
10/07/2011	1011	
11/07/2011	1011	13037
12/07/2011	1011	4811
13/07/2011	1011	5112
14/07/2011	1011	
15/07/2011	1011	10502
16/07/2011	1011	
17/07/2011	1011	
18/07/2011	1011	13127
19/07/2011	1011	4754
20/07/2011	1011	5012
21/07/2011	1011	4666
22/07/2011	1011	5101
23/07/2011	1011	
24/07/2011	1011	
25/07/2011	1011	13347
26/07/2011	1011	5918
27/07/2011	1011	5646
28/07/2011	1011	1062
29/07/2011	1011	5613
30/07/2011	1011	
31/07/2011	1011	
		132799

132799

Date Location Code Vehicle Count

01/07/2011	1020	179
02/07/2011	1020	
03/07/2011	1020	
04/07/2011	1020	
05/07/2011	1020	4815
06/07/2011	1020	5367
07/07/2011	1020	4970
08/07/2011	1020	5282
09/07/2011	1020	
10/07/2011	1020	
11/07/2011	1020	13303
12/07/2011	1020	4507
13/07/2011	1020	5115
14/07/2011	1020	
15/07/2011	1020	10948
16/07/2011	1020	
17/07/2011	1020	
18/07/2011	1020	13138
19/07/2011	1020	4615
20/07/2011	1020	4783
21/07/2011	1020	5178
22/07/2011	1020	5134
23/07/2011	1020	
24/07/2011	1020	
25/07/2011	1020	13119
26/07/2011	1020	5023
27/07/2011	1020	5074
28/07/2011	1020	5088
29/07/2011	1020	5469
30/07/2011	1020	
31/07/2011	1020	
		121107

121107

Date	Location Code	Vehicle Count
01/07/2011	1021	2926
02/07/2011	1021	
03/07/2011	1021	
04/07/2011	1021	15965
05/07/2011	1021	5830
06/07/2011	1021	6353
07/07/2011	1021	5740
08/07/2011	1021	5918
09/07/2011	1021	
10/07/2011	1021	
11/07/2011	1021	15099
12/07/2011	1021	5445
13/07/2011	1021	4916
14/07/2011	1021	
15/07/2011	1021	12872
16/07/2011	1021	
17/07/2011	1021	
18/07/2011	1021	14161
19/07/2011	1021	5719
20/07/2011	1021	5887
21/07/2011	1021	6205
22/07/2011	1021	6062
23/07/2011	1021	
24/07/2011	1021	
25/07/2011	1021	14959
26/07/2011	1021	6137
27/07/2011	1021	6021
28/07/2011	1021	6024
29/07/2011	1021	6423
30/07/2011	1021	
31/07/2011	1021	
		158662

158662

1087099

Date	Location Code	Vehicle Count
01/08/2011	1002	28468
02/08/2011	1002	10414
03/08/2011	1002	10048
04/08/2011	1002	11198
05/08/2011	1002	11766
06/08/2011	1002	
07/08/2011	1002	
08/08/2011	1002	27611
09/08/2011	1002	10781
10/08/2011	1002	13726
11/08/2011	1002	10140
12/08/2011	1002	10307
13/08/2011	1002	
14/08/2011	1002	
15/08/2011	1002	29399
16/08/2011	1002	2700
17/08/2011	1002	11704
18/08/2011	1002	12718
19/08/2011	1002	12040
20/08/2011	1002	
21/08/2011	1002	
22/08/2011	1002	28761
23/08/2011	1002	9364
24/08/2011	1002	11191
25/08/2011	1002	10724
26/08/2011	1002	11937
27/08/2011	1002	
28/08/2011	1002	
29/08/2011	1002	29697
30/08/2011	1002	10431
31/08/2011	1002	11188

336313

336313

Date	Location Code	Vehicle Count
01/08/2011	1004	18297
02/08/2011	1004	7669
03/08/2011	1004	7062
04/08/2011	1004	8365
05/08/2011	1004	8753
06/08/2011	1004	
07/08/2011	1004	
08/08/2011	1004	17688
09/08/2011	1004	7657
10/08/2011	1004	9320
11/08/2011	1004	7370
12/08/2011	1004	6975
13/08/2011	1004	
14/08/2011	1004	
15/08/2011	1004	19403
16/08/2011	1004	7811
17/08/2011	1004	7951
18/08/2011	1004	8162
19/08/2011	1004	7860
20/08/2011	1004	

21/08/2011	1004	
22/08/2011	1004	18489
23/08/2011	1004	7166
24/08/2011	1004	8115
25/08/2011	1004	7705
26/08/2011	1004	8522
27/08/2011	1004	
28/08/2011	1004	
29/08/2011	1004	20304
30/08/2011	1004	7858
31/08/2011	1004	8380

236882

236882

Date	Location Code	Vehicle Count
01/08/2011	1008	21970
02/08/2011	1008	7798
03/08/2011	1008	7089
04/08/2011	1008	8302
05/08/2011	1008	9042
06/08/2011	1008	
07/08/2011	1008	
08/08/2011	1008	20455
09/08/2011	1008	8260
10/08/2011	1008	10126
11/08/2011	1008	7295
12/08/2011	1008	6830
13/08/2011	1008	
14/08/2011	1008	
15/08/2011	1008	21953
16/08/2011	1008	7783
17/08/2011	1008	7629
18/08/2011	1008	8419
19/08/2011	1008	8425
20/08/2011	1008	
21/08/2011	1008	
22/08/2011	1008	21111
23/08/2011	1008	7235
24/08/2011	1008	8161
25/08/2011	1008	7318
26/08/2011	1008	8923
27/08/2011	1008	
28/08/2011	1008	
29/08/2011	1008	22263
30/08/2011	1008	7986
31/08/2011	1008	8650

253023

253023

Date	Location Code	Vehicle Count
01/08/2011	1011	14445
02/08/2011	1011	5449
03/08/2011	1011	5351
04/08/2011	1011	6747
05/08/2011	1011	5358

06/08/2011	1011	
07/08/2011	1011	
08/08/2011	1011	14689
09/08/2011	1011	5447
10/08/2011	1011	6855
11/08/2011	1011	5217
12/08/2011	1011	4990
13/08/2011	1011	
14/08/2011	1011	
15/08/2011	1011	15584
16/08/2011	1011	5545
17/08/2011	1011	5728
18/08/2011	1011	5955
19/08/2011	1011	5807
20/08/2011	1011	
21/08/2011	1011	
22/08/2011	1011	14786
23/08/2011	1011	5235
24/08/2011	1011	6005
25/08/2011	1011	5738
26/08/2011	1011	6154
27/08/2011	1011	
28/08/2011	1011	
29/08/2011	1011	16614
30/08/2011	1011	5779
31/08/2011	1011	6236

179714

179714



Date	Location Code	Vehicle Count
01/08/2011	1020	13786
02/08/2011	1020	4749
03/08/2011	1020	4847
04/08/2011	1020	5356
05/08/2011	1020	5771
06/08/2011	1020	
07/08/2011	1020	
08/08/2011	1020	13353
09/08/2011	1020	4864
10/08/2011	1020	6285
11/08/2011	1020	4622
12/08/2011	1020	4894
13/08/2011	1020	
14/08/2011	1020	
15/08/2011	1020	14336
16/08/2011	1020	4923
17/08/2011	1020	5088
18/08/2011	1020	5815
19/08/2011	1020	5637
20/08/2011	1020	
21/08/2011	1020	
22/08/2011	1020	15328
23/08/2011	1020	4437
24/08/2011	1020	5234
25/08/2011	1020	4983
26/08/2011	1020	5650
27/08/2011	1020	

28/08/2011	1020	
29/08/2011	1020	15746
30/08/2011	1020	4987
31/08/2011	1020	

160691

160691



Date Location Code Vehicle Count

01/08/2011	1021	15712
02/08/2011	1021	6235
03/08/2011	1021	5616
04/08/2011	1021	6332
05/08/2011	1021	6756
06/08/2011	1021	
07/08/2011	1021	
08/08/2011	1021	15185
09/08/2011	1021	6201
10/08/2011	1021	7000
11/08/2011	1021	5949
12/08/2011	1021	5384
13/08/2011	1021	
14/08/2011	1021	
15/08/2011	1021	57
16/08/2011	1021	617
17/08/2011	1021	4149
18/08/2011	1021	6664
19/08/2011	1021	6615
20/08/2011	1021	
21/08/2011	1021	
22/08/2011	1021	15156
23/08/2011	1021	5580
24/08/2011	1021	6148
25/08/2011	1021	5722
26/08/2011	1021	6609
27/08/2011	1021	
28/08/2011	1021	
29/08/2011	1021	15725
30/08/2011	1021	6033
31/08/2011	1021	6439

165884

165884

1332507

Date	Location Code	Vehicle Count
01/09/2011	1002	10345
02/09/2011	1002	10866
03/09/2011	1002	
04/09/2011	1002	
05/09/2011	1002	28565
06/09/2011	1002	9436
07/09/2011	1002	10202
08/09/2011	1002	11542
09/09/2011	1002	10526
10/09/2011	1002	
11/09/2011	1002	
12/09/2011	1002	27953
13/09/2011	1002	10175
14/09/2011	1002	10995
15/09/2011	1002	11390
16/09/2011	1002	14439
17/09/2011	1002	
18/09/2011	1002	
19/09/2011	1002	25368
20/09/2011	1002	11677
21/09/2011	1002	
22/09/2011	1002	23209
23/09/2011	1002	11981
24/09/2011	1002	
25/09/2011	1002	
26/09/2011	1002	351121
27/09/2011	1002	9148
28/09/2011	1002	9025
29/09/2011	1002	11439
30/09/2011	1002	12417

631819

631819

Date	Location Code	Vehicle Count
01/09/2011	1004	7601
02/09/2011	1004	8149
03/09/2011	1004	
04/09/2011	1004	
05/09/2011	1004	20597
06/09/2011	1004	7568
07/09/2011	1004	7572
08/09/2011	1004	8717
09/09/2011	1004	7932
10/09/2011	1004	
11/09/2011	1004	
12/09/2011	1004	18692
13/09/2011	1004	7656
14/09/2011	1004	8231
15/09/2011	1004	8631
16/09/2011	1004	9925
17/09/2011	1004	
18/09/2011	1004	
19/09/2011	1004	16465
20/09/2011	1004	8765
21/09/2011	1004	

22/09/2011	1004	16738
23/09/2011	1004	8428
24/09/2011	1004	
25/09/2011	1004	
26/09/2011	1004	21187
27/09/2011	1004	6619
28/09/2011	1004	7477
29/09/2011	1004	7934
30/09/2011	1004	8064

222948

222948

Date Location Code Vehicle Count

01/09/2011	1008	7409
02/09/2011	1008	7673
03/09/2011	1008	
04/09/2011	1008	
05/09/2011	1008	23009
06/09/2011	1008	7255
07/09/2011	1008	7323
08/09/2011	1008	8625
09/09/2011	1008	7347
10/09/2011	1008	
11/09/2011	1008	
12/09/2011	1008	21815
13/09/2011	1008	7625
14/09/2011	1008	8211
15/09/2011	1008	8574
16/09/2011	1008	11143
17/09/2011	1008	
18/09/2011	1008	
19/09/2011	1008	18324
20/09/2011	1008	9310
21/09/2011	1008	
22/09/2011	1008	16493
23/09/2011	1008	8309
24/09/2011	1008	
25/09/2011	1008	
26/09/2011	1008	23943
27/09/2011	1008	6755
28/09/2011	1008	6464
29/09/2011	1008	7951
30/09/2011	1008	8473

232031

232031

Date Location Code Vehicle Count

01/09/2011	1011	5639
02/09/2011	1011	5875
03/09/2011	1011	
04/09/2011	1011	
05/09/2011	1011	15779
06/09/2011	1011	5435
07/09/2011	1011	5670
08/09/2011	1011	6183

09/09/2011	1011	5726
10/09/2011	1011	
11/09/2011	1011	
12/09/2011	1011	15012
13/09/2011	1011	5525
14/09/2011	1011	6028
15/09/2011	1011	6056
16/09/2011	1011	7156
17/09/2011	1011	
18/09/2011	1011	
19/09/2011	1011	13147
20/09/2011	1011	6368
21/09/2011	1011	
22/09/2011	1011	11724
23/09/2011	1011	6081
24/09/2011	1011	
25/09/2011	1011	
26/09/2011	1011	16323
27/09/2011	1011	4502
28/09/2011	1011	4732
29/09/2011	1011	5677
30/09/2011	1011	5803

164441

164441

Date	Location Code	Vehicle Count
01/09/2011	1020	10366
02/09/2011	1020	5366
03/09/2011	1020	
04/09/2011	1020	
05/09/2011	1020	14585
06/09/2011	1020	4774
07/09/2011	1020	4800
08/09/2011	1020	5613
09/09/2011	1020	5164
10/09/2011	1020	
11/09/2011	1020	
12/09/2011	1020	14050
13/09/2011	1020	4690
14/09/2011	1020	5124
15/09/2011	1020	5398
16/09/2011	1020	7209
17/09/2011	1020	
18/09/2011	1020	
19/09/2011	1020	12163
20/09/2011	1020	5455
21/09/2011	1020	
22/09/2011	1020	6729
23/09/2011	1020	5680
24/09/2011	1020	
25/09/2011	1020	
26/09/2011	1020	15733
27/09/2011	1020	4281
28/09/2011	1020	4376
29/09/2011	1020	5485
30/09/2011	1020	6002

153043

153043

Date Location Code Vehicle Count

01/09/2011	1021	5722
02/09/2011	1021	6236
03/09/2011	1021	
04/09/2011	1021	
05/09/2011	1021	16279
06/09/2011	1021	5788
07/09/2011	1021	5898
08/09/2011	1021	6691
09/09/2011	1021	5689
10/09/2011	1021	
11/09/2011	1021	
12/09/2011	1021	15669
13/09/2011	1021	44 I/O error when trying to get statisti
14/09/2011	1021	4952
15/09/2011	1021	6405
16/09/2011	1021	8499
17/09/2011	1021	
18/09/2011	1021	
19/09/2011	1021	12802
20/09/2011	1021	6843
21/09/2011	1021	
22/09/2011	1021	12491
23/09/2011	1021	6257
24/09/2011	1021	
25/09/2011	1021	
26/09/2011	1021	17480
27/09/2011	1021	4947
28/09/2011	1021	4743
29/09/2011	1021	6195
30/09/2011	1021	6652

166282

166282

1570564

Date	Site Location	Vehicle Count
01/10/2011	1002	
02/10/2011	1002	
03/10/2011	1002	
04/10/2011	1002	39763
05/10/2011	1002	11367
06/10/2011	1002	9836
07/10/2011	1002	11138
08/10/2011	1002	
09/10/2011	1002	
10/10/2011	1002	
11/10/2011	1002	
12/10/2011	1002	
13/10/2011	1002	
14/10/2011	1002	63449
15/10/2011	1002	
16/10/2011	1002	
17/10/2011	1002	27622
18/10/2011	1002	9029
19/10/2011	1002	10485
20/10/2011	1002	10411
21/10/2011	1002	12464
22/10/2011	1002	
23/10/2011	1002	
24/10/2011	1002	20821
25/10/2011	1002	9926
26/10/2011	1002	9367
27/10/2011	1002	
28/10/2011	1002	21468
29/10/2011	1002	
30/10/2011	1002	
31/10/2011	1002	28447
		295593

295593



Date	Site Location	Vehicle Count
01/10/2011	1004	
02/10/2011	1004	
03/10/2011	1004	
04/10/2011	1004	9012
05/10/2011	1004	7659
06/10/2011	1004	7369
07/10/2011	1004	7584
08/10/2011	1004	
09/10/2011	1004	
10/10/2011	1004	
11/10/2011	1004	
12/10/2011	1004	
13/10/2011	1004	
14/10/2011	1004	43482
15/10/2011	1004	
16/10/2011	1004	
17/10/2011	1004	18553
18/10/2011	1004	7089
19/10/2011	1004	8491

20/10/2011	1004	8077
21/10/2011	1004	9525
22/10/2011	1004	
23/10/2011	1004	
24/10/2011	1004	19456
25/10/2011	1004	8156
26/10/2011	1004	7474
27/10/2011	1004	
28/10/2011	1004	17776
29/10/2011	1004	
30/10/2011	1004	
31/10/2011	1004	20637
		200340

200340



Date	Site Location	Vehicle Count
01/10/2011	1008	
02/10/2011	1008	
03/10/2011	1008	
04/10/2011	1008	24495
05/10/2011	1008	8225
06/10/2011	1008	6668
07/10/2011	1008	7940
08/10/2011	1008	
09/10/2011	1008	
10/10/2011	1008	
11/10/2011	1008	
12/10/2011	1008	
13/10/2011	1008	
14/10/2011	1008	46997
15/10/2011	1008	
16/10/2011	1008	
17/10/2011	1008	21649
18/10/2011	1008	7166
19/10/2011	1008	8702
20/10/2011	1008	8022
21/10/2011	1008	10234
22/10/2011	1008	
23/10/2011	1008	
24/10/2011	1008	22119
25/10/2011	1008	8355
26/10/2011	1008	6910
27/10/2011	1008	
28/10/2011	1008	16980
29/10/2011	1008	
30/10/2011	1008	
31/10/2011	1008	23333
		227795

227795



Date	Site Location	Vehicle Count
01/10/2011	1011	

02/10/2011	1011	
03/10/2011	1011	
04/10/2011	1011	16813
05/10/2011	1011	5581
06/10/2011	1011	4685
07/10/2011	1011	5276
08/10/2011	1011	
09/10/2011	1011	
10/10/2011	1011	
11/10/2011	1011	
12/10/2011	1011	
13/10/2011	1011	
14/10/2011	1011	32293
15/10/2011	1011	
16/10/2011	1011	
17/10/2011	1011	14402
18/10/2011	1011	5364
19/10/2011	1011	6039
20/10/2011	1011	5842
21/10/2011	1011	6402
22/10/2011	1011	
23/10/2011	1011	
24/10/2011	1011	15154
25/10/2011	1011	5703
26/10/2011	1011	5421
27/10/2011	1011	
28/10/2011	1011	11866
29/10/2011	1011	
30/10/2011	1011	
31/10/2011	1011	15397
		156238

156238



Date	Site Location	Vehicle Count
01/10/2011	1020	
02/10/2011	1020	
03/10/2011	1020	
04/10/2011	1020	16962
05/10/2011	1020	5273
06/10/2011	1020	4771
07/10/2011	1020	5605
08/10/2011	1020	
09/10/2011	1020	
10/10/2011	1020	
11/10/2011	1020	
12/10/2011	1020	
13/10/2011	1020	
14/10/2011	1020	32144
15/10/2011	1020	
16/10/2011	1020	
17/10/2011	1020	13933
18/10/2011	1020	3478
19/10/2011	1020	5364
20/10/2011	1020	5372
21/10/2011	1020	6153
22/10/2011	1020	

23/10/2011	1020	
24/10/2011	1020	4609
25/10/2011	1020	517
26/10/2011	1020	5090
27/10/2011	1020	
28/10/2011	1020	6482
29/10/2011	1020	
30/10/2011	1020	
31/10/2011	1020	12
		115765

115765



Date	Site Location	Vehicle Count
01/10/2011	1021	
02/10/2011	1021	
03/10/2011	1021	
04/10/2011	1021	17958
05/10/2011	1021	6262
06/10/2011	1021	5393
07/10/2011	1021	6357
08/10/2011	1021	
09/10/2011	1021	
10/10/2011	1021	
11/10/2011	1021	
12/10/2011	1021	
13/10/2011	1021	
14/10/2011	1021	23597
15/10/2011	1021	
16/10/2011	1021	
17/10/2011	1021	14956
18/10/2011	1021	5615
19/10/2011	1021	6483
20/10/2011	1021	6110
21/10/2011	1021	7250
22/10/2011	1021	
23/10/2011	1021	
24/10/2011	1021	15467
25/10/2011	1021	5831
26/10/2011	1021	5411
27/10/2011	1021	
28/10/2011	1021	12693
29/10/2011	1021	
30/10/2011	1021	
31/10/2011	1021	15909
		155292

155292

1151023

Date	Site Location	Vehicle Count
01/11/2011	1002	9400
02/11/2011	1002	12921
03/11/2011	1002	8511
04/11/2011	1002	11134
05/11/2011	1002	
06/11/2011	1002	
07/11/2011	1002	28875
08/11/2011	1002	9167
09/11/2011	1002	11684
10/11/2011	1002	8577
11/11/2011	1002	11432
12/11/2011	1002	
13/11/2011	1002	
14/11/2011	1002	106
15/11/2011	1002	7717
16/11/2011	1002	10273
17/11/2011	1002	
18/11/2011	1002	18043
19/11/2011	1002	
20/11/2011	1002	
21/11/2011	1002	14054
22/11/2011	1002	10591
23/11/2011	1002	13284
24/11/2011	1002	
25/11/2011	1002	21168
26/11/2011	1002	
27/11/2011	1002	
28/11/2011	1002	
29/11/2011	1002	38945
30/11/2011	1002	10386
		256268

Date	Site Location	Vehicle Count
01/11/2011	1004	7316
02/11/2011	1004	9832
03/11/2011	1004	7542
04/11/2011	1004	8715
05/11/2011	1004	
06/11/2011	1004	
07/11/2011	1004	20414
08/11/2011	1004	7471
09/11/2011	1004	9490
10/11/2011	1004	6772
11/11/2011	1004	8934
12/11/2011	1004	
13/11/2011	1004	
14/11/2011	1004	19486
15/11/2011	1004	9953
16/11/2011	1004	8765
17/11/2011	1004	11391
18/11/2011	1004	11416
19/11/2011	1004	
20/11/2011	1004	
21/11/2011	1004	24981
22/11/2011	1004	10874
23/11/2011	1004	12523
24/11/2011	1004	
25/11/2011	1004	20998
26/11/2011	1004	
27/11/2011	1004	
28/11/2011	1004	
29/11/2011	1004	36187
30/11/2011	1004	10788
		263848

Date	Site Location
01/11/2011	1008
02/11/2011	1008
03/11/2011	1008
04/11/2011	1008
05/11/2011	1008
06/11/2011	1008
07/11/2011	1008
08/11/2011	1008
09/11/2011	1008
10/11/2011	1008
11/11/2011	1008
12/11/2011	1008
13/11/2011	1008
14/11/2011	1008
15/11/2011	1008
16/11/2011	1008
17/11/2011	1008
18/11/2011	1008
19/11/2011	1008
20/11/2011	1008
21/11/2011	1008
22/11/2011	1008
23/11/2011	1008
24/11/2011	1008
25/11/2011	1008
26/11/2011	1008
27/11/2011	1008
28/11/2011	1008
29/11/2011	1008
30/11/2011	1008

Vehicle Count
7473
10600
6385
8726
23704
7115
9359
6284
9428
22720
9796
8090
8792
8667
3038
8489
10266
16088
30608
8435
224063

Date	Site Location	Vehicle Count
01/11/2011	1011	5605
02/11/2011	1011	7129
03/11/2011	1011	4864
04/11/2011	1011	6142
05/11/2011	1011	
06/11/2011	1011	
07/11/2011	1011	16263
08/11/2011	1011	5567
09/11/2011	1011	6656
10/11/2011	1011	5322
11/11/2011	1011	6245
12/11/2011	1011	
13/11/2011	1011	
14/11/2011	1011	15805
15/11/2011	1011	6741
16/11/2011	1011	6123
17/11/2011	1011	6034
18/11/2011	1011	6281
19/11/2011	1011	
20/11/2011	1011	
21/11/2011	1011	14733
22/11/2011	1011	5881
23/11/2011	1011	7005
24/11/2011	1011	
25/11/2011	1011	11205
26/11/2011	1011	
27/11/2011	1011	
28/11/2011	1011	
29/11/2011	1011	20919
30/11/2011	1011	1061
		165581

Date	Site Location	Vehicle Count
01/11/2011	1020	4729
02/11/2011	1020	6499
03/11/2011	1020	4248
04/11/2011	1020	5717
05/11/2011	1020	
06/11/2011	1020	
07/11/2011	1020	14583
08/11/2011	1020	4570
09/11/2011	1020	6059
10/11/2011	1020	4518
11/11/2011	1020	5978
12/11/2011	1020	
13/11/2011	1020	
14/11/2011	1020	14078
15/11/2011	1020	5694
16/11/2011	1020	5069
17/11/2011	1020	5599
18/11/2011	1020	5693
19/11/2011	1020	
20/11/2011	1020	
21/11/2011	1020	13751
22/11/2011	1020	5052
23/11/2011	1020	6873
24/11/2011	1020	
25/11/2011	1020	10615
26/11/2011	1020	
27/11/2011	1020	
28/11/2011	1020	
29/11/2011	1020	19830
30/11/2011	1020	5278
		154433

Date	Site Location	Vehicle Count
01/11/2011	1021	5650
02/11/2011	1021	7534
03/11/2011	1021	4653
04/11/2011	1021	6453
05/11/2011	1021	
06/11/2011	1021	
07/11/2011	1021	16384
08/11/2011	1021	4989
09/11/2011	1021	5066
10/11/2011	1021	2743
11/11/2011	1021	5252
12/11/2011	1021	
13/11/2011	1021	
14/11/2011	1021	10576
15/11/2011	1021	7158
16/11/2011	1021	0
17/11/2011	1021	6703
18/11/2011	1021	6442
19/11/2011	1021	
20/11/2011	1021	
21/11/2011	1021	13811
22/11/2011	1021	6359
23/11/2011	1021	6128
24/11/2011	1021	
25/11/2011	1021	10843
26/11/2011	1021	
27/11/2011	1021	
28/11/2011	1021	
29/11/2011	1021	16594
30/11/2011	1021	4841
		148179

1212372

Date	Site Location	Vehicle Count
01/12/2011	1002	10988
02/12/2011	1002	9849
03/12/2011	1002	
04/12/2011	1002	
05/12/2011	1002	28251
06/12/2011	1002	
07/12/2011	1002	22435
08/12/2011	1002	9669
09/12/2011	1002	11978
10/12/2011	1002	
11/12/2011	1002	
12/12/2011	1002	28737
13/12/2011	1002	10648
14/12/2011	1002	10691
15/12/2011	1002	12275
16/12/2011	1002	11231
17/12/2011	1002	
18/12/2011	1002	
19/12/2011	1002	29250
20/12/2011	1002	10938
21/12/2011	1002	6512
22/12/2011	1002	7475
23/12/2011	1002	11598
24/12/2011	1002	
25/12/2011	1002	
26/12/2011	1002	
27/12/2011	1002	
28/12/2011	1002	
29/12/2011	1002	
30/12/2011	1002	
31/12/2011	1002	

232525

Date	Site Location	Vehicle Count
01/12/2011	1004	10597
02/12/2011	1004	10823
03/12/2011	1004	
04/12/2011	1004	
05/12/2011	1004	27679
06/12/2011	1004	
07/12/2011	1004	22864
08/12/2011	1004	10218
09/12/2011	1004	11624
10/12/2011	1004	
11/12/2011	1004	
12/12/2011	1004	27135
13/12/2011	1004	11267
14/12/2011	1004	10829
15/12/2011	1004	11675
16/12/2011	1004	10879
17/12/2011	1004	
18/12/2011	1004	
19/12/2011	1004	26846
20/12/2011	1004	10705
21/12/2011	1004	9572
22/12/2011	1004	10802
23/12/2011	1004	11442
24/12/2011	1004	
25/12/2011	1004	
26/12/2011	1004	
27/12/2011	1004	
28/12/2011	1004	
29/12/2011	1004	
30/12/2011	1004	
31/12/2011	1004	

234957

Date	Site Location
01/12/2011	1008
02/12/2011	1008
03/12/2011	1008
04/12/2011	1008
05/12/2011	1008
06/12/2011	1008
07/12/2011	1008
08/12/2011	1008
09/12/2011	1008
10/12/2011	1008
11/12/2011	1008
12/12/2011	1008
13/12/2011	1008
14/12/2011	1008
15/12/2011	1008
16/12/2011	1008
17/12/2011	1008
18/12/2011	1008
19/12/2011	1008
20/12/2011	1008
21/12/2011	1008
22/12/2011	1008
23/12/2011	1008
24/12/2011	1008
25/12/2011	1008
26/12/2011	1008
27/12/2011	1008
28/12/2011	1008
29/12/2011	1008
30/12/2011	1008
31/12/2011	1008

Date	Site Location	Vehicle Count
01/12/2011	1021	5083
02/12/2011	1021	4238
03/12/2011	1021	
04/12/2011	1021	
05/12/2011	1021	14108
06/12/2011	1021	
07/12/2011	1021	13648
08/12/2011	1021	5497
09/12/2011	1021	6747
10/12/2011	1021	
11/12/2011	1021	
12/12/2011	1021	15123
13/12/2011	1021	5043
14/12/2011	1021	4430
15/12/2011	1021	6588
16/12/2011	1021	5809
17/12/2011	1021	
18/12/2011	1021	
19/12/2011	1021	15849
20/12/2011	1021	5652
21/12/2011	1021	3618
22/12/2011	1021	4739
23/12/2011	1021	7133
24/12/2011	1021	
25/12/2011	1021	
26/12/2011	1021	
27/12/2011	1021	
28/12/2011	1021	
29/12/2011	1021	
30/12/2011	1021	
31/12/2011	1021	

123305

1025569

Date	Location Code	Vehicle Count
01-Jan	1001	off
02-Jan	1001	off
03-Jan	1001	off
04-Jan	1001	off
05-Jan	1001	off
06-Jan	1001	off
07-Jan	1001	off
08-Jan	1001	off
09-Jan	1001	off
10-Jan	1001	off
11-Jan	1001	off
12-Jan	1001	off
13-Jan	1001	off
14-Jan	1001	off
15-Jan	1001	off
16-Jan	1001	off
17-Jan	1001	off
18-Jan	1001	off
19-Jan	1001	off
20-Jan	1001	off
21-Jan	1001	off
22-Jan	1001	off
23-Jan	1001	off
24-Jan	1001	off
25-Jan	1001	off
26-Jan	1001	off
27-Jan	1001	off
28-Jan	1001	off
29-Jan	1001	off
30-Jan	1001	off
31-Jan	1001	off

0

Date	Location Code	Vehicle Count
01-Jan	1002	
02-Jan	1002	
03-Jan	1002	
04-Jan	1002	27654
05-Jan	1002	6599
06-Jan	1002	8375
07-Jan	1002	not done
08-Jan	1002	not done
09-Jan	1002	
10-Jan	1002	
11-Jan	1002	not done
12-Jan	1002	60097
13-Jan	1002	4645
14-Jan	1002	0
15-Jan	1002	9478
16-Jan	1002	
17-Jan	1002	
18-Jan	1002	25947

19-Jan	1002	8915
20-Jan	1002	9983
21-Jan	1002	11351
22-Jan	1002	10081
23-Jan	1002	
24-Jan	1002	
25-Jan	1002	25582
26-Jan	1002	P/H
27-Jan	1002	21976
28-Jan	1002	25582
29-Jan	1002	10620
30-Jan	1002	
31-Jan	1002	

266885

Date	Location Code	Vehicle Count
01-Jan	1004	
02-Jan	1004	
03-Jan	1004	
04-Jan	1004	28345
05-Jan	1004	7420
06-Jan	1004	8842
07-Jan	1004	not done
08-Jan	1004	not done
09-Jan	1004	
10-Jan	1004	
11-Jan	1004	not done
12-Jan	1004	no power
13-Jan	1004	
14-Jan	1004	
15-Jan	1004	0
16-Jan	1004	
17-Jan	1004	
18-Jan	1004	23054
19-Jan	1004	9788
20-Jan	1004	10527
21-Jan	1004	0
22-Jan	1004	0
23-Jan	1004	
24-Jan	1004	
25-Jan	1004	0
26-Jan	1004	P/H
27-Jan	1004	0
28-Jan	1004	0
29-Jan	1004	0
30-Jan	1004	
31-Jan	1004	

44607

Date	Location Code	Vehicle Count
01-Jan	1007	
02-Jan	1007	

03-Jan	1007	
04-Jan	1007	Error
05-Jan	1007	3447
06-Jan	1007	4038
07-Jan	1007	not done
08-Jan	1007	not done
09-Jan	1007	
10-Jan	1007	
11-Jan	1007	not done
12-Jan	1007	6752
13-Jan	1007	6575
14-Jan	1007	5564
15-Jan	1007	8409
16-Jan	1007	
17-Jan	1007	
18-Jan	1007	23193
19-Jan	1007	8711
20-Jan	1007	9454
21-Jan	1007	10396
22-Jan	1007	9013
23-Jan	1007	
24-Jan	1007	
25-Jan	1007	25857
26-Jan	1007	P/H
27-Jan	1007	6926
28-Jan	1007	2288
29-Jan	1007	4812
30-Jan	1007	
31-Jan	1007	

37785

Date Location Code Vehicle Count

01-Jan	1008	
02-Jan	1008	
03-Jan	1008	
04-Jan	1008	22893
05-Jan	1008	4788
06-Jan	1008	6138
07-Jan	1008	not done
08-Jan	1008	not done
09-Jan	1008	
10-Jan	1008	
11-Jan	1008	not done
12-Jan	1008	42512
13-Jan	1008	3130
14-Jan	1008	8786
15-Jan	1008	6709
16-Jan	1008	
17-Jan	1008	
18-Jan	1008	27070
19-Jan	1008	7071
20-Jan	1008	7484
21-Jan	1008	9195
22-Jan	1008	7255

23-Jan	1008	
24-Jan	1008	
25-Jan	1008	20938
26-Jan	1008	P/H
27-Jan	1008	12426
28-Jan	1008	3684
29-Jan	1008	8580
30-Jan	1008	
31-Jan	1008	

94956

Date Location Code Vehicle Count

01-Jan	1011	
02-Jan	1011	
03-Jan	1011	
04-Jan	1011	16145
05-Jan	1011	3760
06-Jan	1011	4388
07-Jan	1011	not done
08-Jan	1011	not done
09-Jan	1011	
10-Jan	1011	
11-Jan	1011	not done
12-Jan	1011	31271
13-Jan	1011	2839
14-Jan	1011	5905
15-Jan	1011	
16-Jan	1011	
17-Jan	1011	
18-Jan	1011	0
19-Jan	1011	0
20-Jan	1011	0
21-Jan	1011	0
22-Jan	1011	0
23-Jan	1011	
24-Jan	1011	
25-Jan	1011	29510
26-Jan	1011	P/H
27-Jan	1011	0
28-Jan	1011	0
29-Jan	1011	0
30-Jan	1011	
31-Jan	1011	

64308

Date Location Code Vehicle Count

01-Jan	1020	
02-Jan	1020	
03-Jan	1020	
04-Jan	1020	24469
05-Jan	1020	6003
06-Jan	1020	7390

07-Jan	1020	not done
08-Jan	1020	not done
09-Jan	1020	
10-Jan	1020	
11-Jan	1020	not done
12-Jan	1020	8049
13-Jan	1020	4313
14-Jan	1020	9823
15-Jan	1020	8779
16-Jan	1020	
17-Jan	1020	
18-Jan	1020	22883
19-Jan	1020	7814
20-Jan	1020	8681
21-Jan	1020	9699
22-Jan	1020	8623
23-Jan	1020	
24-Jan	1020	
25-Jan	1020	13
26-Jan	1020	P/H
27-Jan	1020	14310
28-Jan	1020	4046
29-Jan	1020	9609
30-Jan	1020	
31-Jan	1020	

68826

Date Location Code Vehicle Count

01-Jan	1021	
02-Jan	1021	
03-Jan	1021	
04-Jan	1021	26453
05-Jan	1021	6454
06-Jan	1021	8179
07-Jan	1021	not done
08-Jan	1021	not done
09-Jan	1021	
10-Jan	1021	
11-Jan	1021	not done
12-Jan	1021	54230
13-Jan	1021	3646
14-Jan	1021	10697
15-Jan	1021	8390
16-Jan	1021	
17-Jan	1021	
18-Jan	1021	22492
19-Jan	1021	8613
20-Jan	1021	10773
21-Jan	1021	9796
22-Jan	1021	6162
23-Jan	1021	
24-Jan	1021	
25-Jan	1021	17693
26-Jan	1021	P/H

27-Jan	1021	10165
28-Jan	1021	17693
29-Jan	1021	7085
30-Jan	1021	
31-Jan	1021	

202068

Date	Location Code	Vehicle Count
01-Feb	1000	0
02-Feb	1000	0
03-Feb	1000	0
04-Feb	1000	0
05-Feb	1000	0
06-Feb	1000	0
07-Feb	1000	0
08-Feb	1000	0
09-Feb	1000	0
10-Feb	1000	0
11-Feb	1000	0
12-Feb	1000	0
13-Feb	1000	0
14-Feb	1000	0
15-Feb	1000	0
16-Feb	1000	0
17-Feb	1000	0
18-Feb	1000	0
19-Feb	1000	0
20-Feb	1000	0
21-Feb	1000	0
22-Feb	1000	0
23-Feb	1000	0
24-Feb	1000	0
25-Feb	1000	0
26-Feb	1000	0
27-Feb	1000	0
28-Feb	1000	0

0

Date	Location Code	Vehicle Count
01-Feb	1002	20000
02-Feb	1002	18883
03-Feb	1002	860
04-Feb	1002	0
05-Feb	1002	21229
06-Feb	1002	35810
07-Feb	1002	36810
08-Feb	1002	5865
09-Feb	1002	30607
10-Feb	1002	11692
11-Feb	1002	34677
12-Feb	1002	8421
13-Feb	1002	12274
14-Feb	1002	840
15-Feb	1002	13356
16-Feb	1002	20441
17-Feb	1002	0
18-Feb	1002	10682
19-Feb	1002	12063
20-Feb	1002	14837
21-Feb	1002	0
22-Feb	1002	0

35038

Date	Location Code	Vehicle Count
01-Feb	1004	0
02-Feb	1004	0
03-Feb	1004	0
04-Feb	1004	0
05-Feb	1004	0
06-Feb	1004	210
07-Feb	1004	0
08-Feb	1004	0
09-Feb	1004	0
10-Feb	1004	210
11-Feb	1004	0
12-Feb	1004	0
13-Feb	1004	0
14-Feb	1004	0
15-Feb	1004	0
16-Feb	1004	0
17-Feb	1004	7338
18-Feb	1004	2800
19-Feb	1004	2800
20-Feb	1004	2800
21-Feb	1004	2800
22-Feb	1004	8204
23-Feb	1004	8669
24-Feb	1004	10271
25-Feb	1004	0
26-Feb	1004	0
27-Feb	1004	0
28-Feb	1004	0

91471

Date	Location Code	Vehicle Count
01-Feb	1007	11188
02-Feb	1007	5738
03-Feb	1007	4625
04-Feb	1007	0
05-Feb	1007	0
06-Feb	1007	10280
07-Feb	1007	5575
08-Feb	1007	13609
09-Feb	1007	291
10-Feb	1007	2135
11-Feb	1007	0
12-Feb	1007	13008
13-Feb	1007	4301
14-Feb	1007	8208
15-Feb	1007	4515
16-Feb	1007	5781
17-Feb	1007	0
18-Feb	1007	0
19-Feb	1007	12746
20-Feb	1007	5209
21-Feb	1007	5330
22-Feb	1007	5881
23-Feb	1007	3301
24-Feb	1007	0
25-Feb	1007	0
26-Feb	1007	0
27-Feb	1007	0
28-Feb	1007	0

122111

Date	Location Code	Vehicle Count
01-Feb	1008	940
02-Feb	1008	6623
03-Feb	1008	8162
04-Feb	1008	0
05-Feb	1008	38074
06-Feb	1008	25469
07-Feb	1008	8369
08-Feb	1008	840
09-Feb	1008	24607
10-Feb	1008	3031
11-Feb	1008	0
12-Feb	1008	25069
13-Feb	1008	7007
14-Feb	1008	9920
15-Feb	1008	6643
16-Feb	1008	3041
17-Feb	1008	0
18-Feb	1008	22669
19-Feb	1008	8218
20-Feb	1008	7585
21-Feb	1008	8321
22-Feb	1008	301
23-Feb	1008	0
24-Feb	1008	0
25-Feb	1008	0
26-Feb	1008	0
27-Feb	1008	0
28-Feb	1008	0

202034

Date	Location Code	Vehicle Count
01-Feb	1011	0
02-Feb	1011	0
03-Feb	1011	0
04-Feb	1011	0
05-Feb	1011	0
06-Feb	1011	0
07-Feb	1011	0
08-Feb	1011	0
09-Feb	1011	14203
10-Feb	1011	0
11-Feb	1011	0
12-Feb	1011	0
13-Feb	1011	13023
14-Feb	1011	4528
15-Feb	1011	8283
16-Feb	1011	4579
17-Feb	1011	0
18-Feb	1011	14274
19-Feb	1011	831
20-Feb	1011	5380
21-Feb	1011	8208
22-Feb	1011	5524
23-Feb	1011	0
24-Feb	1011	0
25-Feb	1011	0
26-Feb	1011	0
27-Feb	1011	0
28-Feb	1011	0

91010

Date	Location Code	Vehicle Count
01-Feb	1020	27603
02-Feb	1020	6504
03-Feb	1020	0
04-Feb	1020	18064
05-Feb	1020	0
06-Feb	1020	27009
07-Feb	1020	9169
08-Feb	1020	461
09-Feb	1020	8862
10-Feb	1020	10303
11-Feb	1020	0
12-Feb	1020	421
13-Feb	1020	77008
14-Feb	1020	7504
15-Feb	1020	10000
16-Feb	1020	0
17-Feb	1020	27009
18-Feb	1020	9201
19-Feb	1020	9083
20-Feb	1020	10000
21-Feb	1020	34000
22-Feb	1020	0
23-Feb	1020	0
24-Feb	1020	0
25-Feb	1020	0
26-Feb	1020	0
27-Feb	1020	0
28-Feb	1020	0

181064

Date	Location Code	Vehicle Count
01-Feb	1021	2170
02-Feb	1021	4381
03-Feb	1021	0
04-Feb	1021	0
05-Feb	1021	0
06-Feb	1021	15112
07-Feb	1021	6785
08-Feb	1021	30103
09-Feb	1021	3951
10-Feb	1021	0
11-Feb	1021	30153
12-Feb	1021	80
13-Feb	1021	10003
14-Feb	1021	8604
15-Feb	1021	11043
16-Feb	1021	0
17-Feb	1021	28802
18-Feb	1021	10100
19-Feb	1021	6813
20-Feb	1021	12746
21-Feb	1021	5700
22-Feb	1021	0
23-Feb	1021	0
24-Feb	1021	0
25-Feb	1021	0
26-Feb	1021	0
27-Feb	1021	0
28-Feb	1021	0

218808

Date	Location Code	Vehicle Count
01-Mar	1001	off
02-Mar	1001	off
03-Mar	1001	off
04-Mar	1001	off
05-Mar	1001	off
06-Mar	1001	off
07-Mar	1001	off
08-Mar	1001	off
09-Mar	1001	off
10-Mar	1001	off
11-Mar	1001	off
12-Mar	1001	off
13-Mar	1001	off
14-Mar	1001	off
15-Mar	1001	off
16-Mar	1001	off
17-Mar	1001	off
18-Mar	1001	off
19-Mar	1001	off
20-Mar	1001	off
21-Mar	1001	off
22-Mar	1001	off
23-Mar	1001	off
24-Mar	1001	off
25-Mar	1001	off
26-Mar	1001	off
27-Mar	1001	off
28-Mar	1001	off
29-Mar	1001	off
30-Mar	1001	off
31-Mar	1001	off

0

Date	Location Code	Vehicle Count
01-Mar	1002	31578
02-Mar	1002	10157
03-Mar	1002	10523
04-Mar	1002	117601
05-Mar	1002	10854
06-Mar	1002	
07-Mar	1002	
08-Mar	1002	P/Hol
09-Mar	1002	37266
10-Mar	1002	8945
11-Mar	1002	10845
12-Mar	1002	12121
13-Mar	1002	
14-Mar	1002	
15-Mar	1002	32946
16-Mar	1002	11409
17-Mar	1002	9483
18-Mar	1002	11260

19-Mar	1002	11183
20-Mar	1002	
21-Mar	1002	
22-Mar	1002	31235
23-Mar	1002	9840
24-Mar	1002	10135
25-Mar	1002	
26-Mar	1002	20518
27-Mar	1002	
28-Mar	1002	
29-Mar	1002	24401
30-Mar	1002	9643
31-Mar	1002	8459

440402

Date	Location Code	Vehicle Count
01-Mar	1004	23607
02-Mar	1004	7804
03-Mar	1004	9341
04-Mar	1004	10186
05-Mar	1004	9140
06-Mar	1004	
07-Mar	1004	
08-Mar	1004	P/Hol
09-Mar	1004	25666
10-Mar	1004	8335
11-Mar	1004	9260
12-Mar	1004	10328
13-Mar	1004	
14-Mar	1004	
15-Mar	1004	23916
16-Mar	1004	9702
17-Mar	1004	8571
18-Mar	1004	9857
19-Mar	1004	9372
20-Mar	1004	
21-Mar	1004	
22-Mar	1004	23518
23-Mar	1004	9197
24-Mar	1004	9193
25-Mar	1004	
26-Mar	1004	19732
27-Mar	1004	
28-Mar	1004	
29-Mar	1004	23014
30-Mar	1004	10890
31-Mar	1004	8406

279035

Date	Location Code	Vehicle Count
01-Mar	1007	28
02-Mar	1007	0

03-Mar	1007	3365
04-Mar	1007	5868
05-Mar	1007	5439
06-Mar	1007	
07-Mar	1007	
08-Mar	1007	P/Hol
09-Mar	1007	15235
10-Mar	1007	4842
11-Mar	1007	5699
12-Mar	1007	6094
13-Mar	1007	
14-Mar	1007	
15-Mar	1007	13386
16-Mar	1007	5929
17-Mar	1007	5075
18-Mar	1007	5788
19-Mar	1007	5656
20-Mar	1007	
21-Mar	1007	
22-Mar	1007	12969
23-Mar	1007	5963
24-Mar	1007	5630
25-Mar	1007	
26-Mar	1007	12006
27-Mar	1007	
28-Mar	1007	
29-Mar	1007	11866
30-Mar	1007	5955
31-Mar	1007	

136793

Date	Location Code	Vehicle Count
01-Mar	1008	23507
02-Mar	1008	6359
03-Mar	1008	8399
04-Mar	1008	9471
05-Mar	1008	7748
06-Mar	1008	
07-Mar	1008	
08-Mar	1008	P/Hol
09-Mar	1008	27429
10-Mar	1008	6971
11-Mar	1008	8294
12-Mar	1008	9331
13-Mar	1008	
14-Mar	1008	
15-Mar	1008	23499
16-Mar	1008	8960
17-Mar	1008	7340
18-Mar	1008	8663
19-Mar	1008	8490
20-Mar	1008	
21-Mar	1008	
22-Mar	1008	22875

23-Mar	1008	8100
24-Mar	1008	8140
25-Mar	1008	
26-Mar	1008	21992
27-Mar	1008	
28-Mar	1008	
29-Mar	1008	18480
30-Mar	1008	10222
31-Mar	1008	6899

261169

Date	Location Code	Vehicle Count
01-Mar	1011	14408
02-Mar	1011	4260
03-Mar	1011	5348
04-Mar	1011	5530
05-Mar	1011	5098
06-Mar	1011	
07-Mar	1011	
08-Mar	1011	P/Hol
09-Mar	1011	15752
10-Mar	1011	4516
11-Mar	1011	5277
12-Mar	1011	5529
13-Mar	1011	
14-Mar	1011	
15-Mar	1011	13141
16-Mar	1011	5164
17-Mar	1011	4365
18-Mar	1011	5000
19-Mar	1011	4944
20-Mar	1011	
21-Mar	1011	
22-Mar	1011	12679
23-Mar	1011	4800
24-Mar	1011	4895
25-Mar	1011	
26-Mar	1011	11914
27-Mar	1011	
28-Mar	1011	
29-Mar	1011	9888
30-Mar	1011	5221
31-Mar	1011	4057

151786

Date	Location Code	Vehicle Count
01-Mar	1020	27692
02-Mar	1020	7271
03-Mar	1020	9625
04-Mar	1020	10690
05-Mar	1020	9807
06-Mar	1020	

07-Mar	1020	
08-Mar	1020	P/Hol
09-Mar	1020	33332
10-Mar	1020	7948
11-Mar	1020	9814
12-Mar	1020	10683
13-Mar	1020	
14-Mar	1020	
15-Mar	1020	28603
16-Mar	1020	10113
17-Mar	1020	8566
18-Mar	1020	10400
19-Mar	1020	3676
20-Mar	1020	
21-Mar	1020	
22-Mar	1020	8258
23-Mar	1020	9174
24-Mar	1020	9206
25-Mar	1020	
26-Mar	1020	21740
27-Mar	1020	
28-Mar	1020	
29-Mar	1020	2048
30-Mar	1020	1603
31-Mar	1020	8407

248656

Date	Location Code	Vehicle Count
01-Mar	1021	30583
02-Mar	1021	8231
03-Mar	1021	11397
04-Mar	1021	12586
05-Mar	1021	10728
06-Mar	1021	
07-Mar	1021	
08-Mar	1021	P/Hol
09-Mar	1021	36464
10-Mar	1021	8978
11-Mar	1021	11197
12-Mar	1021	12271
13-Mar	1021	
14-Mar	1021	
15-Mar	1021	30028
16-Mar	1021	11930
17-Mar	1021	9562
18-Mar	1021	11518
19-Mar	1021	11298
20-Mar	1021	
21-Mar	1021	
22-Mar	1021	29458
23-Mar	1021	10651
24-Mar	1021	10845
25-Mar	1021	
26-Mar	1021	28959

27-Mar	1021	
28-Mar	1021	
29-Mar	1021	22148
30-Mar	1021	13492
31-Mar	1021	8924

341248

Date	Location Code	Vehicle Count
01-Apr	1001	0
02-Apr	1001	
03-Apr	1001	
04-Apr	1001	0
05-Apr	1001	0
06-Apr	1001	0
07-Apr	1001	0
08-Apr	1001	0
09-Apr	1001	
10-Apr	1001	
11-Apr	1001	0
12-Apr	1001	0
13-Apr	1001	0
14-Apr	1001	0
15-Apr	1001	0
16-Apr	1001	
17-Apr	1001	
18-Apr	1001	0
19-Apr	1001	0
20-Apr	1001	0
21-Apr	1001	0
22-Apr	1001	0
23-Apr	1001	
24-Apr	1001	
25-Apr	1001	0
26-Apr	1001	
27-Apr	1001	0
28-Apr	1001	0
29-Apr	1001	0
30-Apr	1001	0

0

Date	Location Code	Vehicle Count
01-Apr	1002	11770
02-Apr	1002	
03-Apr	1002	
04-Apr	1002	
05-Apr	1002	
06-Apr	1002	41831
07-Apr	1002	15370
08-Apr	1002	6939
09-Apr	1002	9873
10-Apr	1002	
11-Apr	1002	
12-Apr	1002	28382
13-Apr	1002	14967
14-Apr	1002	6138
15-Apr	1002	10648
16-Apr	1002	12283
17-Apr	1002	
18-Apr	1002	

19-Apr	1002	28053
20-Apr	1002	8620
21-Apr	1002	9048
22-Apr	1002	10027
23-Apr	1002	10866
24-Apr	1002	
25-Apr	1002	
26-Apr	1002	
27-Apr	1002	32066
28-Apr	1002	9309
29-Apr	1002	9486
30-Apr	1002	11620

287296

Date	Location Code	Vehicle Count
01-Apr	1004	10743
02-Apr	1004	
03-Apr	1004	
04-Apr	1004	
05-Apr	1004	
06-Apr	1004	28494
07-Apr	1004	12415
08-Apr	1004	6808
09-Apr	1004	9191
10-Apr	1004	
11-Apr	1004	
12-Apr	1004	21305
13-Apr	1004	off
14-Apr	1004	off
15-Apr	1004	9049
16-Apr	1004	9089
17-Apr	1004	
18-Apr	1004	
19-Apr	1004	20824
20-Apr	1004	6773
21-Apr	1004	8898
22-Apr	1004	9087
23-Apr	1004	9741
24-Apr	1004	
25-Apr	1004	
26-Apr	1004	
27-Apr	1004	25686
28-Apr	1004	9407
29-Apr	1004	8944
30-Apr	1004	10842

217296

Date	Location Code	Vehicle Count
01-Apr	1007	5655
02-Apr	1007	

03-Apr	1007	
04-Apr	1007	
05-Apr	1007	
06-Apr	1007	16517
07-Apr	1007	7512
08-Apr	1007	3708
09-Apr	1007	5370
10-Apr	1007	
11-Apr	1007	
12-Apr	1007	12816
13-Apr	1007	6243
14-Apr	1007	3561
15-Apr	1007	5670
16-Apr	1007	off
17-Apr	1007	
18-Apr	1007	
19-Apr	1007	off
20-Apr	1007	3200
21-Apr	1007	4913
22-Apr	1007	
23-Apr	1007	3829
24-Apr	1007	
25-Apr	1007	
26-Apr	1007	
27-Apr	1007	off
28-Apr	1007	off
29-Apr	1007	off
30-Apr	1007	off

78994

Date	Location Code	Vehicle Count
01-Apr	1008	9882
02-Apr	1008	
03-Apr	1008	
04-Apr	1008	
05-Apr	1008	
06-Apr	1008	29725
07-Apr	1008	11929
08-Apr	1008	5792
09-Apr	1008	8131
10-Apr	1008	
11-Apr	1008	
12-Apr	1008	20676
13-Apr	1008	11412
14-Apr	1008	4709
15-Apr	1008	9225
16-Apr	1008	8690
17-Apr	1008	
18-Apr	1008	
19-Apr	1008	21124
20-Apr	1008	8611
21-Apr	1008	7035
22-Apr	1008	8414

23-Apr	1008	8240
24-Apr	1008	
25-Apr	1008	
26-Apr	1008	
27-Apr	1008	25269
28-Apr	1008	8320
29-Apr	1008	7430
30-Apr	1008	10324

224938

Date	Location Code	Vehicle Count
01-Apr	1011	4797
02-Apr	1011	
03-Apr	1011	
04-Apr	1011	
05-Apr	1011	
06-Apr	1011	16607
07-Apr	1011	6279
08-Apr	1011	3072
09-Apr	1011	4351
10-Apr	1011	
11-Apr	1011	
12-Apr	1011	11600
13-Apr	1011	5518
14-Apr	1011	3080
15-Apr	1011	4771
16-Apr	1011	4474
17-Apr	1011	
18-Apr	1011	
19-Apr	1011	11405
20-Apr	1011	4196
21-Apr	1011	4063
22-Apr	1011	4386
23-Apr	1011	4423
24-Apr	1011	
25-Apr	1011	
26-Apr	1011	
27-Apr	1011	13589
28-Apr	1011	4221
29-Apr	1011	4070
30-Apr	1011	4780

119682

Date	Location Code	Vehicle Count
01-Apr	1020	10485
02-Apr	1020	
03-Apr	1020	
04-Apr	1020	
05-Apr	1020	
06-Apr	1020	off

07-Apr	1020	off
08-Apr	1020	off
09-Apr	1020	
10-Apr	1020	
11-Apr	1020	
12-Apr	1020	22567
13-Apr	1020	9235
14-Apr	1020	5904
15-Apr	1020	9842
16-Apr	1020	9967
17-Apr	1020	
18-Apr	1020	
19-Apr	1020	3039
20-Apr	1020	8611
21-Apr	1020	8691
22-Apr	1020	9467
23-Apr	1020	10209
24-Apr	1020	
25-Apr	1020	
26-Apr	1020	
27-Apr	1020	31236
28-Apr	1020	9074
29-Apr	1020	8844
30-Apr	1020	11326

168497

Date	Location Code	Vehicle Count
01-Apr	1021	12593
02-Apr	1021	
03-Apr	1021	
04-Apr	1021	
05-Apr	1021	
06-Apr	1021	35791
07-Apr	1021	16816
08-Apr	1021	6936
09-Apr	1021	10887
10-Apr	1021	
11-Apr	1021	
12-Apr	1021	27752
13-Apr	1021	15349
14-Apr	1021	6535
15-Apr	1021	12240
16-Apr	1021	11815
17-Apr	1021	
18-Apr	1021	
19-Apr	1021	27641
20-Apr	1021	10505
21-Apr	1021	10109
22-Apr	1021	10928
23-Apr	1021	11221
24-Apr	1021	
25-Apr	1021	
26-Apr	1021	

27-Apr	1021	33076
28-Apr	1021	11182
29-Apr	1021	10317
30-Apr	1021	13538

295231

Date	Location Code	Vehicle Count
01-May	1001	Off
02-May	1001	Off
03-May	1001	Off
04-May	1001	Off
05-May	1001	Off
06-May	1001	Off
07-May	1001	Off
08-May	1001	Off
09-May	1001	Off
10-May	1001	Off
11-May	1001	Off
12-May	1001	Off
13-May	1001	Off
14-May	1001	Off
15-May	1001	Off
16-May	1001	Off
17-May	1001	Off
18-May	1001	Off
19-May	1001	Off
20-May	1001	Off
21-May	1001	Off
22-May	1001	Off
23-May	1001	Off
24-May	1001	Off
25-May	1001	Off
26-May	1001	Off
27-May	1001	Off
28-May	1001	Off
29-May	1001	Off
30-May	1001	Off
31-May	1001	Off
		Off
		Off

Date	Location Code	Vehicle Count
01-May	1002	
02-May	1002	
03-May	1002	23807
04-May	1002	10395
05-May	1002	off
06-May	1002	8601
07-May	1002	10741
08-May	1002	
09-May	1002	
10-May	1002	28466
11-May	1002	11118
12-May	1002	6611
13-May	1002	11160
14-May	1002	10112
15-May	1002	
16-May	1002	
17-May	1002	28245
18-May	1002	9974

19-May	1002	9423
20-May	1002	9915
21-May	1002	10503
22-May	1002	
23-May	1002	
24-May	1002	23812
25-May	1002	9039
26-May	1002	9787
27-May	1002	10604
28-May	1002	10125
29-May	1002	
30-May	1002	
31-May	1002	26375

278813

Date Location Code Vehicle Count

01-May	1004	
02-May	1004	
03-May	1004	23272
04-May	1004	9732
05-May	1004	10468
06-May	1004	9157
07-May	1004	9839
08-May	1004	
09-May	1004	
10-May	1004	25486
11-May	1004	10541
12-May	1004	6750
13-May	1004	10401
14-May	1004	9499
15-May	1004	
16-May	1004	
17-May	1004	23942
18-May	1004	9664
19-May	1004	9280
20-May	1004	9314
21-May	1004	9980
22-May	1004	
23-May	1004	
24-May	1004	
25-May	1004	8495
26-May	1004	8827
27-May	1004	9883
28-May	1004	9564
29-May	1004	
30-May	1004	
31-May	1004	22606

Power out no stats

246700

Date Location Code Vehicle Count

01-May	1007	
02-May	1007	

03-May	1007	12046
04-May	1007	5693
05-May	1007	6093
06-May	1007	401
07-May	1007	5584
08-May	1007	
09-May	1007	
10-May	1007	15202
11-May	1007	6069
12-May	1007	3748
13-May	1007	5805
14-May	1007	5300
15-May	1007	
16-May	1007	
17-May	1007	12577
18-May	1007	5500
19-May	1007	5158
20-May	1007	5423
21-May	1007	5375
22-May	1007	
23-May	1007	
24-May	1007	1265
25-May	1007	4637
26-May	1007	4898
27-May	1007	5344
28-May	1007	5282
29-May	1007	
30-May	1007	
31-May	1007	12149

133549

Date Location Code Vehicle Count

01-May	1008	
02-May	1008	
03-May	1008	21788
04-May	1008	8563
05-May	1008	9422
06-May	1008	7796
07-May	1008	8910
08-May	1008	
09-May	1008	
10-May	1008	24177
11-May	1008	9269
12-May	1008	4887
13-May	1008	9245
14-May	1008	8052
15-May	1008	
16-May	1008	
17-May	1008	23167
18-May	1008	8623
19-May	1008	7833
20-May	1008	7994
21-May	1008	9076
22-May	1008	

23-May	1008	
24-May	1008	22895
25-May	1008	7645
26-May	1008	7830
27-May	1008	9072
28-May	1008	8604
29-May	1008	
30-May	1008	
31-May	1008	22246
247094		

Date	Location Code	Vehicle Count
01-May	1011	
02-May	1011	
03-May	1011	11204
04-May	1011	4190
05-May	1011	4695
06-May	1011	4121
07-May	1011	4294
08-May	1011	
09-May	1011	
10-May	1011	12238
11-May	1011	4503
12-May	1011	2910
13-May	1011	4658
14-May	1011	3896
15-May	1011	
16-May	1011	
17-May	1011	11211
18-May	1011	4215
19-May	1011	4008
20-May	1011	4147
21-May	1011	4269
22-May	1011	
23-May	1011	
24-May	1011	10586
25-May	1011	3645
26-May	1011	3841
27-May	1011	4245
28-May	1011	4138
29-May	1011	
30-May	1011	
31-May	1011	1001
112015		

Date	Location Code	Vehicle Count
01-May	1020	
02-May	1020	
03-May	1020	26704
04-May	1020	9127
05-May	1020	10802
06-May	1020	9694

07-May	1020	9812
08-May	1020	
09-May	1020	
10-May	1020	28986
11-May	1020	10446
12-May	1020	5981
13-May	1020	10959
14-May	1020	7133
15-May	1020	
16-May	1020	
17-May	1020	25982
18-May	1020	9003
19-May	1020	8676
20-May	1020	9022
21-May	1020	10280
22-May	1020	
23-May	1020	
24-May	1020	24419
25-May	1020	8038
26-May	1020	8643
27-May	1020	9812
28-May	1020	9576
29-May	1020	
30-May	1020	
31-May	1020	25335

278430

Date	Location Code	Vehicle Count
01-May	1021	
02-May	1021	
03-May	1021	28183
04-May	1021	11032
05-May	1021	12849
06-May	1021	10959
07-May	1021	11042
08-May	1021	
09-May	1021	
10-May	1021	2297
11-May	1021	12607
12-May	1021	6145
13-May	1021	12863
14-May	1021	10029
15-May	1021	
16-May	1021	
17-May	1021	29623
18-May	1021	11498
19-May	1021	10170
20-May	1021	10682
21-May	1021	11851
22-May	1021	
23-May	1021	
24-May	1021	29118
25-May	1021	10106
26-May	1021	unable to dial in

27-May	1021	8861
28-May	1021	11315
29-May	1021	
30-May	1021	
31-May	1021	29164

280394

Date	Location Code	Vehicle Count
01-Jun	1001	Off
02-Jun	1001	Off
03-Jun	1001	Off
04-Jun	1001	Off
05-Jun	1001	Off
06-Jun	1001	Off
07-Jun	1001	Off
08-Jun	1001	Off
09-Jun	1001	Off
10-Jun	1001	Off
11-Jun	1001	Off
12-Jun	1001	Off
13-Jun	1001	Off
14-Jun	1001	Off
15-Jun	1001	Off
16-Jun	1001	Off
17-Jun	1001	Off
18-Jun	1001	Off
19-Jun	1001	Off
20-Jun	1001	Off
21-Jun	1001	Off
22-Jun	1001	Off
23-Jun	1001	Off
24-Jun	1001	Off
25-Jun	1001	Off
26-Jun	1001	Off
27-Jun	1001	Off
28-Jun	1001	Off
29-Jun	1001	Off
30-Jun	1001	Off

0

Date	Location Code	Vehicle Count
01-Jun	1002	8288
02-Jun	1002	18023
03-Jun	1002	9751
04-Jun	1002	10051
05-Jun	1002	
06-Jun	1002	
07-Jun	1002	25822
08-Jun	1002	9172
09-Jun	1002	9217
10-Jun	1002	10021
11-Jun	1002	9958
12-Jun	1002	
13-Jun	1002	
14-Jun	1002	
15-Jun	1002	31910
16-Jun	1002	9126
17-Jun	1002	10678
18-Jun	1002	9846

19-Jun	1002	
20-Jun	1002	
21-Jun	1002	26129
22-Jun	1002	9398
23-Jun	1002	10467
24-Jun	1002	10162
25-Jun	1002	10649
26-Jun	1002	
27-Jun	1002	
28-Jun	1002	27700
29-Jun	1002	9571
30-Jun	1002	10342

286281

Date	Location Code	Vehicle Count
01-Jun	1004	3793
02-Jun	1004	9494
03-Jun	1004	9688
04-Jun	1004	9637
05-Jun	1004	
06-Jun	1004	
07-Jun	1004	23910
08-Jun	1004	9039
09-Jun	1004	8952
10-Jun	1004	9203
11-Jun	1004	9746
12-Jun	1004	
13-Jun	1004	
14-Jun	1004	
15-Jun	1004	24615
16-Jun	1004	8504
17-Jun	1004	9513
18-Jun	1004	8610
19-Jun	1004	
20-Jun	1004	
21-Jun	1004	23918
22-Jun	1004	8510
23-Jun	1004	9895
24-Jun	1004	8689
25-Jun	1004	5134
26-Jun	1004	
27-Jun	1004	
28-Jun	1004	12418
29-Jun	1004	4817
30-Jun	1004	4800

Maintenance shut down 9:32am. Restarted

222885

Date	Location Code	Vehicle Count
01-Jun	1007	5821
02-Jun	1007	5518

03-Jun	1007	5349
04-Jun	1007	5444
05-Jun	1007	
06-Jun	1007	
07-Jun	1007	13334
08-Jun	1007	4840
09-Jun	1007	4874
10-Jun	1007	4768
11-Jun	1007	8412
12-Jun	1007	
13-Jun	1007	
14-Jun	1007	
15-Jun	1007	11970
16-Jun	1007	4650
17-Jun	1007	5070
18-Jun	1007	4297
19-Jun	1007	
20-Jun	1007	
21-Jun	1007	11001
22-Jun	1007	4352
23-Jun	1007	4903
24-Jun	1007	4578
25-Jun	1007	4596
26-Jun	1007	
27-Jun	1007	
28-Jun	1007	11167
29-Jun	1007	5135
30-Jun	1007	4714

134793

Date	Location Code	Vehicle Count
01-Jun	1008	5431
02-Jun	1008	8159
03-Jun	1008	8213
04-Jun	1008	8673
05-Jun	1008	
06-Jun	1008	
07-Jun	1008	22279
08-Jun	1008	7867
09-Jun	1008	7867
10-Jun	1008	8601
11-Jun	1008	8377
12-Jun	1008	
13-Jun	1008	
14-Jun	1008	
15-Jun	1008	26233
16-Jun	1008	7422
17-Jun	1008	8846
18-Jun	1008	7493
19-Jun	1008	
20-Jun	1008	
21-Jun	1008	22278
22-Jun	1008	7594

Change device to 81PS Restarted 10:54am

23-Jun	1008	8894
24-Jun	1008	8087
25-Jun	1008	8183
26-Jun	1008	
27-Jun	1008	
28-Jun	1008	23227
29-Jun	1008	7849
30-Jun	1008	8494

230067

Date	Location Code	Vehicle Count
------	---------------	---------------

01-Jun	1011		Power supply Replaced
02-Jun	1011	374	
03-Jun	1011	4119	Changed WD 14:39pm
04-Jun	1011	4205	
05-Jun	1011		
06-Jun	1011		
07-Jun	1011	10967	
08-Jun	1011	3863	
09-Jun	1011	3924	
10-Jun	1011	4157	
11-Jun	1011	4042	
12-Jun	1011		
13-Jun	1011		
14-Jun	1011		
15-Jun	1011	12120	
16-Jun	1011	3672	
17-Jun	1011	4119	
18-Jun	1011	3738	
19-Jun	1011		
20-Jun	1011		
21-Jun	1011	10156	
22-Jun	1011	3713	
23-Jun	1011	3993	
24-Jun	1011	3892	
25-Jun	1011	3958	
26-Jun	1011		
27-Jun	1011		
28-Jun	1011	10702	
29-Jun	1011	4123	
30-Jun	1011	4108	

103945

Date	Location Code	Vehicle Count
------	---------------	---------------

01-Jun	1020	7558
02-Jun	1020	8816
03-Jun	1020	8922
04-Jun	1020	9493
05-Jun	1020	
06-Jun	1020	

07-Jun	1020	25115
08-Jun	1020	8155
09-Jun	1020	8074
10-Jun	1020	9129
11-Jun	1020	10662
12-Jun	1020	
13-Jun	1020	
14-Jun	1020	
15-Jun	1020	29002
16-Jun	1020	7658
17-Jun	1020	9232
18-Jun	1020	8682
19-Jun	1020	
20-Jun	1020	
21-Jun	1020	23572
22-Jun	1020	7927
23-Jun	1020	8700
24-Jun	1020	8397
25-Jun	1020	9143
26-Jun	1020	
27-Jun	1020	
28-Jun	1020	25378
29-Jun	1020	7859
30-Jun	1020	8530

250004

Date	Location Code	Vehicle Count
01-Jun	1021	9491
02-Jun	1021	10725
03-Jun	1021	11066
04-Jun	1021	11612
05-Jun	1021	
06-Jun	1021	
07-Jun	1021	28131
08-Jun	1021	9511
09-Jun	1021	10234
10-Jun	1021	7739
11-Jun	1021	157
12-Jun	1021	
13-Jun	1021	
14-Jun	1021	
15-Jun	1021	709
16-Jun	1021	6927
17-Jun	1021	8124
18-Jun	1021	7115
19-Jun	1021	
20-Jun	1021	
21-Jun	1021	19423
22-Jun	1021	7271
23-Jun	1021	8153
24-Jun	1021	7724
25-Jun	1021	7828
26-Jun	1021	

Routine Maintenance 12:30pm
No Power. Re-started 12:01pm 11/06/2010

No Power : Re-started 10:23am

27-Jun	1021	
28-Jun	1021	20102
29-Jun	1021	7484
30-Jun	1021	13151

212677

Date	Location Code	Vehicle Count
01-Jul	1001	0
02-Jul	1001	0
03-Jul	1001	
04-Jul	1001	
05-Jul	1001	0
06-Jul	1001	0
07-Jul	1001	0
08-Jul	1001	0
09-Jul	1001	0
10-Jul	1001	
11-Jul	1001	
12-Jul	1001	0
13-Jul	1001	0
14-Jul	1001	0
15-Jul	1001	0
16-Jul	1001	0
17-Jul	1001	
18-Jul	1001	
19-Jul	1001	0
20-Jul	1001	0
21-Jul	1001	0
22-Jul	1001	0
23-Jul	1001	0
24-Jul	1001	
25-Jul	1001	
26-Jul	1001	0
27-Jul	1001	0
28-Jul	1001	0
29-Jul	1001	0
30-Jul	1001	0
31-Jul	1001	
		0

Date	Location Code	Vehicle Count
01-Jul	1002	10005
02-Jul	1002	10199
03-Jul	1002	
04-Jul	1002	
05-Jul	1002	26449
06-Jul	1002	9280
07-Jul	1002	10651
08-Jul	1002	9566
09-Jul	1002	11457
10-Jul	1002	
11-Jul	1002	
12-Jul	1002	26898
13-Jul	1002	9523
14-Jul	1002	9509
15-Jul	1002	8754
16-Jul	1002	
17-Jul	1002	
18-Jul	1002	

19-Jul	1002	38629
20-Jul	1002	8640
21-Jul	1002	10905
22-Jul	1002	8299
23-Jul	1002	13058
24-Jul	1002	
25-Jul	1002	
26-Jul	1002	24393
27-Jul	1002	11755
28-Jul	1002	7753
29-Jul	1002	11295
30-Jul	1002	9459
31-Jul	1002	

286477

Date	Location Code	Vehicle Count
01-Jul	1004	4874
02-Jul	1004	4673
03-Jul	1004	
04-Jul	1004	
05-Jul	1004	11278
06-Jul	1004	4225
07-Jul	1004	8030
08-Jul	1004	8212
09-Jul	1004	9070
10-Jul	1004	
11-Jul	1004	
12-Jul	1004	19553
13-Jul	1004	8067
14-Jul	1004	8127
15-Jul	1004	7579
16-Jul	1004	
17-Jul	1004	
18-Jul	1004	
19-Jul	1004	30056
20-Jul	1004	8058
21-Jul	1004	9405
22-Jul	1004	7669
23-Jul	1004	10312
24-Jul	1004	
25-Jul	1004	
26-Jul	1004	20214
27-Jul	1004	9945
28-Jul	1004	7279
29-Jul	1004	9681
30-Jul	1004	8219
31-Jul	1004	

214526

Date	Location Code	Vehicle Count
01-Jul	1007	4557
02-Jul	1007	4428

03-Jul	1007	
04-Jul	1007	
05-Jul	1007	10706
06-Jul	1007	3633
07-Jul	1007	4377
08-Jul	1007	4175
09-Jul	1007	4481
10-Jul	1007	
11-Jul	1007	
12-Jul	1007	9648
13-Jul	1007	3990
14-Jul	1007	3877
15-Jul	1007	3815
16-Jul	1007	
17-Jul	1007	
18-Jul	1007	
19-Jul	1007	15185
20-Jul	1007	4004
21-Jul	1007	5091
22-Jul	1007	3984
23-Jul	1007	5541
24-Jul	1007	
25-Jul	1007	
26-Jul	1007	10369
27-Jul	1007	5255
28-Jul	1007	4012
29-Jul	1007	5201
30-Jul	1007	4031
31-Jul	1007	

120360

Date Location Code Vehicle Count

01-Jul	1008	8142
02-Jul	1008	7964
03-Jul	1008	
04-Jul	1008	
05-Jul	1008	21238
06-Jul	1008	6929
07-Jul	1008	8268
08-Jul	1008	7060
09-Jul	1008	8597
10-Jul	1008	
11-Jul	1008	
12-Jul	1008	20567
13-Jul	1008	5489
14-Jul	1008	6774
15-Jul	1008	6374
16-Jul	1008	
17-Jul	1008	
18-Jul	1008	
19-Jul	1008	29916
20-Jul	1008	7014
21-Jul	1008	9013
22-Jul	1008	6571

23-Jul	1008	10458
24-Jul	1008	
25-Jul	1008	
26-Jul	1008	19909
27-Jul	1008	9952
28-Jul	1008	6218
29-Jul	1008	9743
30-Jul	1008	6691
31-Jul	1008	

222887

Date	Location Code	Vehicle Count
01-Jul	1011	3970
02-Jul	1011	3837
03-Jul	1011	
04-Jul	1011	
05-Jul	1011	10175
06-Jul	1011	3330
07-Jul	1011	3868
08-Jul	1011	3553
09-Jul	1011	3864
10-Jul	1011	
11-Jul	1011	
12-Jul	1011	9606
13-Jul	1011	3507
14-Jul	1011	3533
15-Jul	1011	3378
16-Jul	1011	
17-Jul	1011	
18-Jul	1011	
19-Jul	1011	14454
20-Jul	1011	3457
21-Jul	1011	4459
22-Jul	1011	3648
23-Jul	1011	5009
24-Jul	1011	
25-Jul	1011	
26-Jul	1011	10296
27-Jul	1011	4812
28-Jul	1011	5234
29-Jul	1011	3859
30-Jul	1011	3603
31-Jul	1011	

111452

Date	Location Code	Vehicle Count
01-Jul	1020	8274
02-Jul	1020	8745
03-Jul	1020	
04-Jul	1020	
05-Jul	1020	23474
06-Jul	1020	7691

07-Jul	1020	8704
08-Jul	1020	7819
09-Jul	1020	9482
10-Jul	1020	
11-Jul	1020	
12-Jul	1020	22261
13-Jul	1020	7552
14-Jul	1020	8097
15-Jul	1020	5494
16-Jul	1020	
17-Jul	1020	
18-Jul	1020	
19-Jul	1020	33983
20-Jul	1020	7484
21-Jul	1020	9417
22-Jul	1020	7151
23-Jul	1020	11261
24-Jul	1020	
25-Jul	1020	
26-Jul	1020	21763
27-Jul	1020	10012
28-Jul	1020	9154
29-Jul	1020	7786
30-Jul	1020	7617
31-Jul	1020	

243221

Date	Location Code	Vehicle Count
01-Jul	1021	13943
02-Jul	1021	15163
03-Jul	1021	
04-Jul	1021	
05-Jul	1021	39355
06-Jul	1021	13834
07-Jul	1021	15911
08-Jul	1021	14026
09-Jul	1021	16816
10-Jul	1021	
11-Jul	1021	
12-Jul	1021	38634
13-Jul	1021	13959
14-Jul	1021	14307
15-Jul	1021	13830
16-Jul	1021	
17-Jul	1021	
18-Jul	1021	
19-Jul	1021	
20-Jul	1021	8612
21-Jul	1021	12473
22-Jul	1021	8745
23-Jul	1021	14637
24-Jul	1021	
25-Jul	1021	
26-Jul	1021	25065

No Power

27-Jul	1021	14284
28-Jul	1021	11832
29-Jul	1021	10087
30-Jul	1021	8867
31-Jul	1021	

324380

Date	Location Code	Vehicle Count
01-Aug	1001	0
02-Aug	1001	
03-Aug	1001	
04-Aug	1001	0
05-Aug	1001	0
06-Aug	1001	0
07-Aug	1001	0
08-Aug	1001	0
09-Aug	1001	
10-Aug	1001	
11-Aug	1001	0
12-Aug	1001	0
13-Aug	1001	0
14-Aug	1001	0
15-Aug	1001	0
16-Aug	1001	
17-Aug	1001	
18-Aug	1001	0
19-Aug	1001	0
20-Aug	1001	0
21-Aug	1001	0
22-Aug	1001	0
23-Aug	1001	
24-Aug	1001	
25-Aug	1001	0
26-Aug	1001	
27-Aug	1001	0
28-Aug	1001	0
29-Aug	1001	0
30-Aug	1001	0
31-Aug	1001	0
		0

Date	Location Code	Vehicle Count
01-Aug	1002	
02-Aug	1002	26438
03-Aug	1002	9033
04-Aug	1002	9957
05-Aug	1002	10863
06-Aug	1002	11877
07-Aug	1002	
08-Aug	1002	
09-Aug	1002	29325
10-Aug	1002	9724
11-Aug	1002	11176
12-Aug	1002	11131
13-Aug	1002	
14-Aug	1002	
15-Aug	1002	
16-Aug	1002	43209
17-Aug	1002	34
18-Aug	1002	10324

No Power

19-Aug	1002	11537
20-Aug	1002	12000
21-Aug	1002	
22-Aug	1002	
23-Aug	1002	29763
24-Aug	1002	10138
25-Aug	1002	7163
26-Aug	1002	11752
27-Aug	1002	11626
28-Aug	1002	
29-Aug	1002	
30-Aug	1002	29347
31-Aug	1002	9701

316118

Date	Location Code	Vehicle Count
01-Aug	1004	
02-Aug	1004	21348
03-Aug	1004	8111
04-Aug	1004	9071
05-Aug	1004	8937
06-Aug	1004	9112
07-Aug	1004	
08-Aug	1004	
09-Aug	1004	21704
10-Aug	1004	8196
11-Aug	1004	8850
12-Aug	1004	8563
13-Aug	1004	
14-Aug	1004	
15-Aug	1004	
16-Aug	1004	32305
17-Aug	1004	7489
18-Aug	1004	9709
19-Aug	1004	9062
20-Aug	1004	9202
21-Aug	1004	
22-Aug	1004	
23-Aug	1004	22633
24-Aug	1004	8618
25-Aug	1004	6701
26-Aug	1004	9651
27-Aug	1004	9367
28-Aug	1004	
29-Aug	1004	
30-Aug	1004	23026
31-Aug	1004	8521

260176

Date	Location Code	Vehicle Count
01-Aug	1007	
02-Aug	1007	10434

03-Aug	1007	3988
04-Aug	1007	4605
05-Aug	1007	4622
06-Aug	1007	4479
07-Aug	1007	
08-Aug	1007	
09-Aug	1007	9997
10-Aug	1007	4214
11-Aug	1007	4222
12-Aug	1007	4083
13-Aug	1007	
14-Aug	1007	
15-Aug	1007	
16-Aug	1007	17223
17-Aug	1007	4772
18-Aug	1007	5796
19-Aug	1007	5638
20-Aug	1007	5710
21-Aug	1007	
22-Aug	1007	
23-Aug	1007	14513
24-Aug	1007	5655
25-Aug	1007	4017
26-Aug	1007	5934
27-Aug	1007	5784
28-Aug	1007	
29-Aug	1007	
30-Aug	1007	12484
31-Aug	1007	5485
		143655

Date	Location Code	Vehicle Count
01-Aug	1008	
02-Aug	1008	21879
03-Aug	1008	7294
04-Aug	1008	8350
05-Aug	1008	8115
06-Aug	1008	8157
07-Aug	1008	
08-Aug	1008	
09-Aug	1008	21645
10-Aug	1008	6972
11-Aug	1008	8207
12-Aug	1008	7239
13-Aug	1008	
14-Aug	1008	
15-Aug	1008	
16-Aug	1008	31823
17-Aug	1008	5844
18-Aug	1008	8709
19-Aug	1008	7998
20-Aug	1008	8372
21-Aug	1008	
22-Aug	1008	

23-Aug	1008	22332
24-Aug	1008	7761
25-Aug	1008	4856
26-Aug	1008	8827
27-Aug	1008	8347
28-Aug	1008	
29-Aug	1008	
30-Aug	1008	22661
31-Aug	1008	7446
		242834


Date	Location Code	Vehicle Count
01-Aug	1011	
02-Aug	1011	10663
03-Aug	1011	3976
04-Aug	1011	4336
05-Aug	1011	4380
06-Aug	1011	4336
07-Aug	1011	
08-Aug	1011	
09-Aug	1011	10640
10-Aug	1011	3955
11-Aug	1011	4010
12-Aug	1011	3807
13-Aug	1011	
14-Aug	1011	
15-Aug	1011	
16-Aug	1011	16440
17-Aug	1011	3995
18-Aug	1011	4893
19-Aug	1011	4803
20-Aug	1011	4778
21-Aug	1011	
22-Aug	1011	
23-Aug	1011	12699
24-Aug	1011	4583
25-Aug	1011	3378
26-Aug	1011	4859
27-Aug	1011	4863
28-Aug	1011	
29-Aug	1011	
30-Aug	1011	12967
31-Aug	1011	5056
		133417

Date	Location Code	Vehicle Count
01-Aug	1020	
02-Aug	1020	24377
03-Aug	1020	7672
04-Aug	1020	8769
05-Aug	1020	8778
06-Aug	1020	9309

07-Aug	1020		
08-Aug	1020		
09-Aug	1020	22950	
10-Aug	1020	7772	
11-Aug	1020	8641	
12-Aug	1020	8756	
13-Aug	1020		
14-Aug	1020		
15-Aug	1020		
16-Aug	1020	35335	
17-Aug	1020	7266	
18-Aug	1020	9267	
19-Aug	1020	9331	
20-Aug	1020		I/O error unable to dial in
21-Aug	1020		
22-Aug	1020		
23-Aug	1020		Down All Weekend
24-Aug	1020	8090	
25-Aug	1020	5538	
26-Aug	1020	9656	
27-Aug	1020	9859	
28-Aug	1020		
29-Aug	1020		
30-Aug	1020	26083	
31-Aug	1020	8053	

235502

Date	Location Code	Vehicle Count	
01-Aug	1021		
02-Aug	1021	19827	
03-Aug	1021	1362	
04-Aug	1021	11089	
05-Aug	1021	11281	
06-Aug	1021	11493	
07-Aug	1021		
08-Aug	1021		
09-Aug	1021	21032	
10-Aug	1021	13478	
11-Aug	1021	2237	
12-Aug	1021	7660	
13-Aug	1021		
14-Aug	1021		
15-Aug	1021		
16-Aug	1021	29879	
17-Aug	1021	8642	
18-Aug	1021	11678	
19-Aug	1021	38	No Power UPS
20-Aug	1021	9670	
21-Aug	1021		
22-Aug	1021		
23-Aug	1021	28634	
24-Aug	1021	10557	
25-Aug	1021	665	
26-Aug	1021	9443	

27-Aug	1021	2960	Camera Removed
28-Aug	1021		
29-Aug	1021		
30-Aug	1021	0	Camera Removed
31-Aug	1021	0	Camera Removed

211625

Date	Location Code	Vehicle Count
01-Sep	1001	0
02-Sep	1001	0
03-Sep	1001	0
04-Sep	1001	0
05-Sep	1001	0
06-Sep	1001	0
07-Sep	1001	0
08-Sep	1001	0
09-Sep	1001	0
10-Sep	1001	0
11-Sep	1001	0
12-Sep	1001	0
13-Sep	1001	0
14-Sep	1001	0
15-Sep	1001	0
16-Sep	1001	0
17-Sep	1001	0
18-Sep	1001	0
19-Sep	1001	0
20-Sep	1001	0
21-Sep	1001	0
22-Sep	1001	0
23-Sep	1001	0
24-Sep	1001	0
25-Sep	1001	0
26-Sep	1001	0
27-Sep	1001	0
28-Sep	1001	0
29-Sep	1001	0
30-Sep	1001	0

0

Date	Location Code	Vehicle Count
01-Sep	1002	10443
02-Sep	1002	10946
03-Sep	1002	11479
04-Sep	1002	
05-Sep	1002	
06-Sep	1002	25299
07-Sep	1002	8778
08-Sep	1002	9232
09-Sep	1002	10823
10-Sep	1002	10982
11-Sep	1002	
12-Sep	1002	
13-Sep	1002	29598
14-Sep	1002	9355
15-Sep	1002	10438
16-Sep	1002	10909
17-Sep	1002	11891
18-Sep	1002	

19-Sep	1002	
20-Sep	1002	31889
21-Sep	1002	10969
22-Sep	1002	9835
23-Sep	1002	10990
24-Sep	1002	11648
25-Sep	1002	
26-Sep	1002	
27-Sep	1002	
28-Sep	1002	
29-Sep	1002	52302
30-Sep	1002	8926

306732

Date	Location Code	Vehicle Count
01-Sep	1004	9173
02-Sep	1004	9691
03-Sep	1004	9795
04-Sep	1004	
05-Sep	1004	
06-Sep	1004	21519
07-Sep	1004	8592
08-Sep	1004	8657
09-Sep	1004	9936
10-Sep	1004	9989
11-Sep	1004	
12-Sep	1004	
13-Sep	1004	22866
14-Sep	1004	8502
15-Sep	1004	9016
16-Sep	1004	9736
17-Sep	1004	10009
18-Sep	1004	
19-Sep	1004	
20-Sep	1004	23019
21-Sep	1004	9600
22-Sep	1004	8987
23-Sep	1004	9421
24-Sep	1004	9628
25-Sep	1004	
26-Sep	1004	
27-Sep	1004	
28-Sep	1004	
29-Sep	1004	36136
30-Sep	1004	7653

251925

Date	Location Code	Vehicle Count
01-Sep	1007	5841
02-Sep	1007	5979

03-Sep	1007	5925
04-Sep	1007	
05-Sep	1007	
06-Sep	1007	13405
07-Sep	1007	5292
08-Sep	1007	5432
09-Sep	1007	6002
10-Sep	1007	5759
11-Sep	1007	
12-Sep	1007	
13-Sep	1007	11844
14-Sep	1007	4868
15-Sep	1007	5149
16-Sep	1007	5379
17-Sep	1007	5302
18-Sep	1007	
19-Sep	1007	
20-Sep	1007	5523
21-Sep	1007	5080
22-Sep	1007	4594
23-Sep	1007	5064
24-Sep	1007	4845
25-Sep	1007	
26-Sep	1007	
27-Sep	1007	
28-Sep	1007	
29-Sep	1007	18986
30-Sep	1007	3686

Lane 2 Off??

133955

Date	Location Code	Vehicle Count
01-Sep	1008	8123
02-Sep	1008	8231
03-Sep	1008	8823
04-Sep	1008	
05-Sep	1008	
06-Sep	1008	21435
07-Sep	1008	7284
08-Sep	1008	6662
09-Sep	1008	8897
10-Sep	1008	8800
11-Sep	1008	
12-Sep	1008	
13-Sep	1008	22274
14-Sep	1008	7425
15-Sep	1008	7897
16-Sep	1008	8413
17-Sep	1008	9085
18-Sep	1008	
19-Sep	1008	
20-Sep	1008	21883
21-Sep	1008	8750
22-Sep	1008	7301

23-Sep	1008	7972
24-Sep	1008	8519
25-Sep	1008	
26-Sep	1008	
27-Sep	1008	
28-Sep	1008	
29-Sep	1008	36106
30-Sep	1008	6340

230220

Date Location Code Vehicle Count

01-Sep	1011	5760
02-Sep	1011	5878
03-Sep	1011	5919
04-Sep	1011	
05-Sep	1011	
06-Sep	1011	14112
07-Sep	1011	5289
08-Sep	1011	5374
09-Sep	1011	6094
10-Sep	1011	6532
11-Sep	1011	
12-Sep	1011	
13-Sep	1011	16065
14-Sep	1011	5752
15-Sep	1011	6106
16-Sep	1011	6500
17-Sep	1011	6481
18-Sep	1011	
19-Sep	1011	
20-Sep	1011	16698
21-Sep	1011	6408
22-Sep	1011	5624
23-Sep	1011	6297
24-Sep	1011	6199
25-Sep	1011	
26-Sep	1011	
27-Sep	1011	
28-Sep	1011	
29-Sep	1011	26073
30-Sep	1011	4852

168013

Date Location Code Vehicle Count

01-Sep	1020	8828
02-Sep	1020	9365
03-Sep	1020	10055
04-Sep	1020	
05-Sep	1020	
06-Sep	1020	25815

07-Sep	1020	7841
08-Sep	1020	8672
09-Sep	1020	9604
10-Sep	1020	10110
11-Sep	1020	
12-Sep	1020	
13-Sep	1020	25903
14-Sep	1020	7969
15-Sep	1020	9002
16-Sep	1020	9353
17-Sep	1020	10103
18-Sep	1020	
19-Sep	1020	
20-Sep	1020	11866
21-Sep	1020	8865
22-Sep	1020	8083
23-Sep	1020	9380
24-Sep	1020	1184
25-Sep	1020	
26-Sep	1020	
27-Sep	1020	
28-Sep	1020	
29-Sep	1020	41117
30-Sep	1020	6957

Re-Started at TCO

240072

Date Location Code Vehicle Count

01-Sep	1021	47433
02-Sep	1021	10328
03-Sep	1021	7850
04-Sep	1021	
05-Sep	1021	
06-Sep	1021	28263
07-Sep	1021	9899
08-Sep	1021	9777
09-Sep	1021	12182
10-Sep	1021	11909
11-Sep	1021	
12-Sep	1021	
13-Sep	1021	28847
14-Sep	1021	10200
15-Sep	1021	11222
16-Sep	1021	11486
17-Sep	1021	12455
18-Sep	1021	
19-Sep	1021	
20-Sep	1021	28068
21-Sep	1021	12083
22-Sep	1021	9927
23-Sep	1021	11285
24-Sep	1021	11835
09-Aug	1021	
26-Sep	1021	

Site down since 27/08/2010
Unable to dial in

27-Sep	1021	
28-Sep	1021	
29-Sep	1021	49112
30-Sep	1021	9837

343998

Date	Location Code	Vehicle Count
01-Oct	1001	0
02-Oct	1001	
03-Oct	1001	
04-Oct	1001	0
05-Oct	1001	0
06-Oct	1001	0
07-Oct	1001	0
08-Oct	1001	0
09-Oct	1001	
10-Oct	1001	
11-Oct	1001	0
12-Oct	1001	0
13-Oct	1001	0
14-Oct	1001	0
15-Oct	1001	0
16-Oct	1001	
17-Oct	1001	
18-Oct	1001	0
19-Oct	1001	0
20-Oct	1001	0
21-Oct	1001	0
22-Oct	1001	0
23-Oct	1001	
24-Oct	1001	
25-Oct	1001	0
26-Oct	1001	
27-Oct	1001	0
28-Oct	1001	0
29-Oct	1001	0
30-Oct	1001	0
31-Oct	1001	0

0

Date	Location Code	Vehicle Count
01-Oct	1002	10901
02-Oct	1002	
03-Oct	1002	
04-Oct	1002	
05-Oct	1002	
06-Oct	1002	45982
07-Oct	1002	10480
08-Oct	1002	11858
09-Oct	1002	
10-Oct	1002	
11-Oct	1002	28255
12-Oct	1002	9330
13-Oct	1002	10919
14-Oct	1002	14582
15-Oct	1002	5731
16-Oct	1002	
17-Oct	1002	
18-Oct	1002	

Unable to dial in - UPS not working

19-Oct	1002	10133
20-Oct	1002	11106
21-Oct	1002	9827
22-Oct	1002	11196
23-Oct	1002	
24-Oct	1002	
25-Oct	1002	28826
26-Oct	1002	10188
27-Oct	1002	10295
28-Oct	1002	11774
29-Oct	1002	10340
30-Oct	1002	
31-Oct	1002	

314344

Date Location Code Vehicle Count

01-Oct	1004	8343
02-Oct	1004	
03-Oct	1004	
04-Oct	1004	
05-Oct	1004	
06-Oct	1004	30909
07-Oct	1004	8706
08-Oct	1004	9612
09-Oct	1004	
10-Oct	1004	
11-Oct	1004	21112
12-Oct	1004	8767
13-Oct	1004	10235
14-Oct	1004	12147
15-Oct	1004	5708
16-Oct	1004	
17-Oct	1004	
18-Oct	1004	21804
19-Oct	1004	9870
20-Oct	1004	9650
21-Oct	1004	8972
22-Oct	1004	9644
23-Oct	1004	
24-Oct	1004	
25-Oct	1004	23324
26-Oct	1004	9348
27-Oct	1004	9376
28-Oct	1004	10616
29-Oct	1004	9490
30-Oct	1004	
31-Oct	1004	

237633

Date Location Code Vehicle Count

01-Oct	1007	4234
02-Oct	1007	

03-Oct	1007	
04-Oct	1007	
05-Oct	1007	
06-Oct	1007	15781
07-Oct	1007	4414
08-Oct	1007	4497
09-Oct	1007	
10-Oct	1007	
11-Oct	1007	10532
12-Oct	1007	4637
13-Oct	1007	5524
14-Oct	1007	6647
15-Oct	1007	3053
16-Oct	1007	
17-Oct	1007	
18-Oct	1007	10597
19-Oct	1007	4972
20-Oct	1007	5215
21-Oct	1007	4986
22-Oct	1007	5286
23-Oct	1007	
24-Oct	1007	
25-Oct	1007	12266
26-Oct	1007	4914
27-Oct	1007	5026
28-Oct	1007	5536
29-Oct	1007	5024
30-Oct	1007	
31-Oct	1007	

123141

Date Location Code Vehicle Count

01-Oct	1008	7367
02-Oct	1008	
03-Oct	1008	
04-Oct	1008	
05-Oct	1008	
06-Oct	1008	30934
07-Oct	1008	7415
08-Oct	1008	8898
09-Oct	1008	
10-Oct	1008	
11-Oct	1008	21383
12-Oct	1008	7273
13-Oct	1008	8704
14-Oct	1008	11535
15-Oct	1008	3342
16-Oct	1008	
17-Oct	1008	
18-Oct	1008	22865
19-Oct	1008	9197
20-Oct	1008	9195
21-Oct	1008	7629
22-Oct	1008	9073

Unable to dial in - Re-booted by Tony 9:45

23-Oct	1008	
24-Oct	1008	
25-Oct	1008	22643
26-Oct	1008	8243
27-Oct	1008	8131
28-Oct	1008	9637
29-Oct	1008	7997
30-Oct	1008	
31-Oct	1008	

221461

Date Location Code Vehicle Count

01-Oct	1011	5474
02-Oct	1011	
03-Oct	1011	
04-Oct	1011	
05-Oct	1011	
06-Oct	1011	22297
07-Oct	1011	5651
08-Oct	1011	6122
09-Oct	1011	
10-Oct	1011	
11-Oct	1011	14651
12-Oct	1011	5685
13-Oct	1011	6548
14-Oct	1011	8407
15-Oct	1011	3509
16-Oct	1011	
17-Oct	1011	
18-Oct	1011	15227
19-Oct	1011	6524
20-Oct	1011	6706
21-Oct	1011	6177
22-Oct	1011	1071
23-Oct	1011	
24-Oct	1011	
25-Oct	1011	16831
26-Oct	1011	6275
27-Oct	1011	6228
28-Oct	1011	6950
29-Oct	1011	6030
30-Oct	1011	
31-Oct	1011	

Low vehicle count ?? Re-started cygwin @ tco

156363

Date Location Code Vehicle Count

01-Oct	1020	8863
02-Oct	1020	
03-Oct	1020	
04-Oct	1020	
05-Oct	1020	
06-Oct	1020	34763

07-Oct	1020	8258
08-Oct	1020	9529
09-Oct	1020	
10-Oct	1020	
11-Oct	1020	23174
12-Oct	1020	7688
13-Oct	1020	785
14-Oct	1020	12212
15-Oct	1020	5070
16-Oct	1020	
17-Oct	1020	
18-Oct	1020	23813
19-Oct	1020	8351
20-Oct	1020	8841
21-Oct	1020	7920
22-Oct	1020	9107
23-Oct	1020	
24-Oct	1020	
25-Oct	1020	24675
26-Oct	1020	8050
27-Oct	1020	8214
28-Oct	1020	9107
29-Oct	1020	8720
30-Oct	1020	
31-Oct	1020	

Low vehicle count. Re-started @ TCO

227140

Date	Location Code	Vehicle Count
01-Oct	1021	10644
02-Oct	1021	
03-Oct	1021	
04-Oct	1021	
05-Oct	1021	
06-Oct	1021	41337
07-Oct	1021	10604
08-Oct	1021	12623
09-Oct	1021	
10-Oct	1021	
11-Oct	1021	27592
12-Oct	1021	
13-Oct	1021	10321
14-Oct	1021	17395
15-Oct	1021	4537
16-Oct	1021	
17-Oct	1021	
18-Oct	1021	29595
19-Oct	1021	9418
20-Oct	1021	11319
21-Oct	1021	9633
22-Oct	1021	9618
23-Oct	1021	
24-Oct	1021	
25-Oct	1021	25587
26-Oct	1021	8449

unable to dial in.

27-Oct	1021	8788
28-Oct	1021	12204
29-Oct	1021	11161
30-Oct	1021	
31-Oct	1021	

270825

Date	Location Code	Vehicle Count
01-Nov	1001	
02-Nov	1001	
03-Nov	1001	
04-Nov	1001	
05-Nov	1001	
06-Nov	1001	
07-Nov	1001	
08-Nov	1001	
09-Nov	1001	
10-Nov	1001	
11-Nov	1001	
12-Nov	1001	
13-Nov	1001	
14-Nov	1001	
15-Nov	1001	
16-Nov	1001	
17-Nov	1001	
18-Nov	1001	
19-Nov	1001	
20-Nov	1001	
21-Nov	1001	
22-Nov	1001	
23-Nov	1001	
24-Nov	1001	
25-Nov	1001	
26-Nov	1001	
27-Nov	1001	
28-Nov	1001	
29-Nov	1001	
30-Nov	1001	

0

Date	Location Code	Vehicle Count
01-Nov	1002	29371
02-Nov	1002	8776
03-Nov	1002	10008
04-Nov	1002	10173
05-Nov	1002	12110
06-Nov	1002	
07-Nov	1002	
08-Nov	1002	26953
09-Nov	1002	8240
10-Nov	1002	12138
11-Nov	1002	
12-Nov	1002	
13-Nov	1002	
14-Nov	1002	
15-Nov	1002	48003
16-Nov	1002	
17-Nov	1002	21380
18-Nov	1002	

19-Nov	1002	22870
20-Nov	1002	
21-Nov	1002	
22-Nov	1002	27594
23-Nov	1002	14335
24-Nov	1002	9622
25-Nov	1002	11370
26-Nov	1002	10491
27-Nov	1002	
28-Nov	1002	
29-Nov	1002	30910
30-Nov	1002	

314344

Date Location Code Vehicle Count

01-Nov	1004	24880
02-Nov	1004	8689
03-Nov	1004	9439
04-Nov	1004	9551
05-Nov	1004	10584
06-Nov	1004	
07-Nov	1004	
08-Nov	1004	23126
09-Nov	1004	8388
10-Nov	1004	10875
11-Nov	1004	
12-Nov	1004	
13-Nov	1004	
14-Nov	1004	
15-Nov	1004	40671
16-Nov	1004	
17-Nov	1004	20097
18-Nov	1004	
19-Nov	1004	20247
20-Nov	1004	
21-Nov	1004	
22-Nov	1004	23664
23-Nov	1004	11459
24-Nov	1004	9185
25-Nov	1004	8411
26-Nov	1004	46
27-Nov	1004	
28-Nov	1004	
29-Nov	1004	
30-Nov	1004	28715

Shut Down

268027

Date Location Code Vehicle Count

01-Nov	1007	12928
02-Nov	1007	4408

03-Nov	1007	4919
04-Nov	1007	5105
05-Nov	1007	5585
06-Nov	1007	
07-Nov	1007	
08-Nov	1007	11774
09-Nov	1007	4204
10-Nov	1007	5693
11-Nov	1007	
12-Nov	1007	
13-Nov	1007	
14-Nov	1007	
15-Nov	1007	20813
16-Nov	1007	
17-Nov	1007	10335
18-Nov	1007	
19-Nov	1007	11417
20-Nov	1007	
21-Nov	1007	
22-Nov	1007	11262
23-Nov	1007	5187
24-Nov	1007	4550
25-Nov	1007	5287
26-Nov	1007	4785
27-Nov	1007	
28-Nov	1007	
29-Nov	1007	12395
30-Nov	1007	

140647

Date Location Code Vehicle Count

01-Nov	1008	25018
02-Nov	1008	7109
03-Nov	1008	7935
04-Nov	1008	8130
05-Nov	1008	9621
06-Nov	1008	
07-Nov	1008	
08-Nov	1008	22307
09-Nov	1008	6523
10-Nov	1008	10184
11-Nov	1008	
12-Nov	1008	
13-Nov	1008	
14-Nov	1008	
15-Nov	1008	38276
16-Nov	1008	
17-Nov	1008	17521
18-Nov	1008	
19-Nov	1008	18304
20-Nov	1008	
21-Nov	1008	
22-Nov	1008	22591

23-Nov	1008	10992
24-Nov	1008	9185
25-Nov	1008	8809
26-Nov	1008	7755
27-Nov	1008	
28-Nov	1008	
29-Nov	1008	24401
30-Nov	1008	

254661

Date Location Code Vehicle Count

01-Nov	1011	17435
02-Nov	1011	5477
03-Nov	1011	6033
04-Nov	1011	6216
05-Nov	1011	388

Checking Lane 1

06-Nov	1011	
07-Nov	1011	
08-Nov	1011	17811
09-Nov	1011	2764
10-Nov	1011	3873
11-Nov	1011	
12-Nov	1011	
13-Nov	1011	
14-Nov	1011	
15-Nov	1011	8925
16-Nov	1011	
17-Nov	1011	6622
18-Nov	1011	
19-Nov	1011	13891
20-Nov	1011	
21-Nov	1011	
22-Nov	1011	17233
23-Nov	1011	8146
24-Nov	1011	5972
25-Nov	1011	6990
26-Nov	1011	6071
27-Nov	1011	
28-Nov	1011	
29-Nov	1011	17631
30-Nov	1011	

151478

Date Location Code Vehicle Count

01-Nov	1020	25644
02-Nov	1020	7193
03-Nov	1020	8331
04-Nov	1020	8170
05-Nov	1020	10245
06-Nov	1020	

07-Nov	1020	
08-Nov	1020	22825
09-Nov	1020	6300
10-Nov	1020	9166
11-Nov	1020	
12-Nov	1020	
13-Nov	1020	
14-Nov	1020	
15-Nov	1020	
16-Nov	1020	
17-Nov	1020	
18-Nov	1020	
19-Nov	1020	
20-Nov	1020	
21-Nov	1020	
22-Nov	1020	
23-Nov	1020	
24-Nov	1020	
25-Nov	1020	
26-Nov	1020	
27-Nov	1020	
28-Nov	1020	
29-Nov	1020	
30-Nov	1020	

Site Down
"
"
"
"

97874

Date	Location Code	Vehicle Count
01-Nov	1021	32480
02-Nov	1021	9592
03-Nov	1021	11149
04-Nov	1021	10244
05-Nov	1021	14274
06-Nov	1021	
07-Nov	1021	
08-Nov	1021	28822
09-Nov	1021	8742
10-Nov	1021	12985
11-Nov	1021	
12-Nov	1021	
13-Nov	1021	
14-Nov	1021	
15-Nov	1021	48857
16-Nov	1021	
17-Nov	1021	23705
18-Nov	1021	
19-Nov	1021	24298
20-Nov	1021	
21-Nov	1021	
22-Nov	1021	28639
23-Nov	1021	15637
24-Nov	1021	10145
25-Nov	1021	12080
26-Nov	1021	8902

27-Nov	1021	
28-Nov	1021	
29-Nov	1021	28994
30-Nov	1021	

329545

Date	Location Code	Vehicle Count
01-Dec	1001	0
02-Dec	1001	
03-Dec	1001	
04-Dec	1001	
05-Dec	1001	
06-Dec	1001	
07-Dec	1001	
08-Dec	1001	
09-Dec	1001	
10-Dec	1001	
11-Dec	1001	
12-Dec	1001	
13-Dec	1001	
14-Dec	1001	
15-Dec	1001	
16-Dec	1001	
17-Dec	1001	
18-Dec	1001	
19-Dec	1001	
20-Dec	1001	
21-Dec	1001	
22-Dec	1001	
23-Dec	1001	
24-Dec	1001	
25-Dec	1001	
26-Dec	1001	
27-Dec	1001	
28-Dec	1001	
29-Dec	1001	
30-Dec	1001	
31-Dec	1001	

0

Date	Location Code	Vehicle Count
01-Dec	1002	18509
02-Dec	1002	11063
03-Dec	1002	10960
04-Dec	1002	
05-Dec	1002	
06-Dec	1002	29296
07-Dec	1002	10573
08-Dec	1002	11236
09-Dec	1002	13176
10-Dec	1002	10896
11-Dec	1002	
12-Dec	1002	
13-Dec	1002	30811
14-Dec	1002	10330
15-Dec	1002	9379
16-Dec	1002	13357
17-Dec	1002	
18-Dec	1002	

19-Dec	1002	
20-Dec	1002	25905
21-Dec	1002	10117
22-Dec	1002	
23-Dec	1002	
24-Dec	1002	29187
25-Dec	1002	
26-Dec	1002	
27-Dec	1002	
28-Dec	1002	
29-Dec	1002	
30-Dec	1002	
31-Dec	1002	41165

285960

Date Location Code Vehicle Count

01-Dec	1004	21700
02-Dec	1004	
03-Dec	1004	25030
04-Dec	1004	
05-Dec	1004	
06-Dec	1004	32213
07-Dec	1004	12877
08-Dec	1004	10937
09-Dec	1004	12834
10-Dec	1004	9920
11-Dec	1004	
12-Dec	1004	
13-Dec	1004	25628
14-Dec	1004	7872
15-Dec	1004	7680
16-Dec	1004	9889
17-Dec	1004	
18-Dec	1004	
19-Dec	1004	
20-Dec	1004	18791
21-Dec	1004	
22-Dec	1004	
23-Dec	1004	
24-Dec	1004	22641
25-Dec	1004	
26-Dec	1004	
27-Dec	1004	
28-Dec	1004	
29-Dec	1004	
30-Dec	1004	
31-Dec	1004	27197

Test
Test
Test
Test
Test
Test
Test

245209

Date Location Code Vehicle Count

01-Dec	1007	8508
02-Dec	1007	4808

03-Dec	1007	4104
04-Dec	1007	
05-Dec	1007	
06-Dec	1007	6315
07-Dec	1007	1729
08-Dec	1007	4287
09-Dec	1007	5240
10-Dec	1007	3640
11-Dec	1007	
12-Dec	1007	
13-Dec	1007	12741
14-Dec	1007	5112
15-Dec	1007	4690
16-Dec	1007	5473
17-Dec	1007	
18-Dec	1007	
19-Dec	1007	
20-Dec	1007	11052
21-Dec	1007	4851
22-Dec	1007	
23-Dec	1007	
24-Dec	1007	13450
25-Dec	1007	
26-Dec	1007	
27-Dec	1007	
28-Dec	1007	
29-Dec	1007	
30-Dec	1007	
31-Dec	1007	16460

Low Count? Lane 1 only

112460

Date Location Code Vehicle Count

01-Dec	1008	14420
02-Dec	1008	8688
03-Dec	1008	7943
04-Dec	1008	
05-Dec	1008	
06-Dec	1008	23319
07-Dec	1008	8460
08-Dec	1008	8720
09-Dec	1008	10164
10-Dec	1008	7383
11-Dec	1008	
12-Dec	1008	
13-Dec	1008	24865
14-Dec	1008	8540
15-Dec	1008	7437
16-Dec	1008	11130
17-Dec	1008	
18-Dec	1008	
19-Dec	1008	
20-Dec	1008	22506
21-Dec	1008	8656
22-Dec	1008	

23-Dec	1008	
24-Dec	1008	25647
25-Dec	1008	
26-Dec	1008	
27-Dec	1008	
28-Dec	1008	
29-Dec	1008	
30-Dec	1008	
31-Dec	1008	37164

235042

Date	Location Code	Vehicle Count
------	---------------	---------------

01-Dec	1011	10928
02-Dec	1011	6157
03-Dec	1011	5524
04-Dec	1011	
05-Dec	1011	
06-Dec	1011	0
07-Dec	1011	6134
08-Dec	1011	6535
09-Dec	1011	7526
10-Dec	1011	5687
11-Dec	1011	
12-Dec	1011	
13-Dec	1011	18048
14-Dec	1011	5992
15-Dec	1011	5696
16-Dec	1011	7602
17-Dec	1011	
18-Dec	1011	
19-Dec	1011	
20-Dec	1011	16229
21-Dec	1011	5733
22-Dec	1011	
23-Dec	1011	
24-Dec	1011	16720
25-Dec	1011	
26-Dec	1011	
27-Dec	1011	
28-Dec	1011	
29-Dec	1011	
30-Dec	1011	
31-Dec	1011	26094

No Vehicle Count

150605

Date	Location Code	Vehicle Count
------	---------------	---------------

01-Dec	1020	
02-Dec	1020	
03-Dec	1020	
04-Dec	1020	
05-Dec	1020	
06-Dec	1020	

Site Down

"
"
"
"
"

07-Dec	1020	
08-Dec	1020	
09-Dec	1020	
10-Dec	1020	
11-Dec	1020	
12-Dec	1020	
13-Dec	1020	
14-Dec	1020	
15-Dec	1020	
16-Dec	1020	
17-Dec	1020	
18-Dec	1020	
19-Dec	1020	
20-Dec	1020	
21-Dec	1020	
22-Dec	1020	
23-Dec	1020	
24-Dec	1020	
25-Dec	1020	
26-Dec	1020	
27-Dec	1020	
28-Dec	1020	
29-Dec	1020	0
30-Dec	1020	0
31-Dec	1020	

"
"
"
"
"
"
"
"
"
Site Down

0

Date	Location Code	Vehicle Count
01-Dec	1021	13164
02-Dec	1021	12566
03-Dec	1021	11240
04-Dec	1021	
05-Dec	1021	
06-Dec	1021	30007
07-Dec	1021	11440
08-Dec	1021	11562
09-Dec	1021	14501
10-Dec	1021	9559
11-Dec	1021	
12-Dec	1021	
13-Dec	1021	31148
14-Dec	1021	9822
15-Dec	1021	9425
16-Dec	1021	5439
17-Dec	1021	
18-Dec	1021	
19-Dec	1021	
20-Dec	1021	29980
21-Dec	1021	12253
22-Dec	1021	
23-Dec	1021	
24-Dec	1021	35094
25-Dec	1021	
26-Dec	1021	

27-Dec	1021	
28-Dec	1021	
29-Dec	1021	
30-Dec	1021	
31-Dec	1021	41876

289076

Date	Location Code	Vehicle Count
	1001	#REF!
	1002	#REF!
	1004	
	1007	
	1008	
	1011	
	1020	
	1021	
	Total	#REF!

Date	Location Code	Vehicle Count
01-Jan	1001	0
02-Jan	1001	0
03-Jan	1001	20945
04-Jan	1001	11162
05-Jan	1001	0
06-Jan	1001	0
07-Jan	1001	34203
08-Jan	1001	10357
09-Jan	1001	15105
10-Jan	1001	9806
11-Jan	1001	13359
12-Jan	1001	0
13-Jan	1001	0
14-Jan	1001	32623
15-Jan	1001	12617
16-Jan	1001	12074
17-Jan	1001	13205
18-Jan	1001	12138
19-Jan	1001	0
20-Jan	1001	0
21-Jan	1001	32478
22-Jan	1001	13671
23-Jan	1001	12161
24-Jan	1001	14275
25-Jan	1001	13910
26-Jan	1001	0
27-Jan	1001	0
28-Jan	1001	0
29-Jan	1001	40680
30-Jan	1001	12634
31-Jan	1001	13516

Date	Location Code	Vehicle Count
01-Jan	1002	0
02-Jan	1002	0
03-Jan	1002	8564
04-Jan	1002	13276
05-Jan	1002	0
06-Jan	1002	0
07-Jan	1002	32761
08-Jan	1002	12188
09-Jan	1002	15725
10-Jan	1002	11943
11-Jan	1002	14651
12-Jan	1002	0
13-Jan	1002	0
14-Jan	1002	36612
15-Jan	1002	13689
16-Jan	1002	13659
17-Jan	1002	14651
18-Jan	1002	14300
19-Jan	1002	0
20-Jan	1002	0
21-Jan	1002	36554

22-Jan	1002	14591
23-Jan	1002	13819
24-Jan	1002	15359
25-Jan	1002	15579
26-Jan	1002	0
27-Jan	1002	0
28-Jan	1002	0
29-Jan	1002	48612
30-Jan	1002	14000
31-Jan		14583

Date	Location Code	Vehicle Count
------	---------------	---------------

01-Jan	1004	0
02-Jan	1004	0
03-Jan	1004	15927
04-Jan	1004	0
05-Jan	1004	0
06-Jan	1004	0
07-Jan	1004	0
08-Jan	1004	6863
09-Jan	1004	10750
10-Jan	1004	10827
11-Jan	1004	0
12-Jan	1004	0
13-Jan	1004	0
14-Jan	1004	0
15-Jan	1004	10245
16-Jan	1004	12617
17-Jan	1004	9349
18-Jan	1004	12898
19-Jan	1004	0
20-Jan	1004	0
21-Jan	1004	32759
22-Jan	1004	9714
23-Jan	1004	10000
24-Jan	1004	11053
25-Jan	1004	10937
26-Jan	1004	0
27-Jan	1004	0
28-Jan	1004	0
29-Jan	1004	29887
30-Jan	1004	10609
31-Jan	1004	10917

Date	Location Code	Vehicle Count
------	---------------	---------------

01-Jan	1006	0
02-Jan	1006	0
03-Jan	1006	10609
04-Jan	1006	5776
05-Jan	1006	0
06-Jan	1006	0
07-Jan	1006	17707
08-Jan	1006	4275
09-Jan	1006	6179
10-Jan	1006	3902
11-Jan	1006	5367

12-Jan	1006	0
13-Jan	1006	0
14-Jan	1006	13420
15-Jan	1006	5191
16-Jan	1006	4728
17-Jan	1006	5207
18-Jan	1006	4644
19-Jan	1006	0
20-Jan	1006	0
21-Jan	1006	13926
22-Jan	1006	5477
23-Jan	1006	4984
24-Jan	1006	5585
25-Jan	1006	5541
26-Jan	1006	0
27-Jan	1006	0
28-Jan	1006	0
29-Jan	1006	18058
30-Jan	1006	5011
31-Jan	1006	5195

Date	Location Code	Vehicle Count
------	---------------	---------------

01-Jan	1007	0
02-Jan	1007	0
03-Jan	1007	14396
04-Jan	1007	7119
05-Jan	1007	0
06-Jan	1007	0
07-Jan	1007	19313
08-Jan	1007	7247
09-Jan	1007	8252
10-Jan	1007	7710
11-Jan	1007	8212
12-Jan	1007	0
13-Jan	1007	0
14-Jan	1007	20294
15-Jan	1007	8100
16-Jan	1007	8401
17-Jan	1007	8382
18-Jan	1007	8623
19-Jan	1007	0
20-Jan	1007	0
21-Jan	1007	20343
22-Jan	1007	8536
23-Jan	1007	8622
24-Jan	1007	9173
25-Jan	1007	9483
26-Jan	1007	0
27-Jan	1007	0
28-Jan	1007	0
29-Jan	1007	27003
30-Jan	1007	9023
31-Jan	1007	9343

Date	Location Code	Vehicle Count
------	---------------	---------------

01-Jan	1008	0
--------	------	---

02-Jan	1008	0
03-Jan	1008	12264
04-Jan	1008	6760
05-Jan	1008	0
06-Jan	1008	0
07-Jan	1008	17470
08-Jan	1008	5930
09-Jan	1008	8820
10-Jan	1008	4048
11-Jan	1008	7767
12-Jan	1008	0
13-Jan	1008	0
14-Jan	1008	19076
15-Jan	1008	7711
16-Jan	1008	6886
17-Jan	1008	7698
18-Jan	1008	6997
19-Jan	1008	0
20-Jan	1008	0
21-Jan	1008	19266
22-Jan	1008	7968
23-Jan	1008	7169
24-Jan	1008	8192
25-Jan	1008	7886
26-Jan	1008	0
27-Jan	1008	0
28-Jan	1008	0
29-Jan	1008	22276
30-Jan	1008	7798
31-Jan	1008	7985

Date	Location Code	Vehicle Count
------	---------------	---------------

01-Jan	1011	0
02-Jan	1011	0
03-Jan	1011	9462
04-Jan	1011	4526
05-Jan	1011	0
06-Jan	1011	0
07-Jan	1011	12833
08-Jan	1011	4717
09-Jan	1011	5413
10-Jan	1011	4579
11-Jan	1011	5431
12-Jan	1011	0
13-Jan	1011	0
14-Jan	1011	13648
15-Jan	1011	5286
16-Jan	1011	5385
17-Jan	1011	5459
18-Jan	1011	5531
19-Jan	1011	0
20-Jan	1011	0
21-Jan	1011	13748
22-Jan	1011	5678
23-Jan	1011	5524
24-Jan	1011	5806

25-Jan	1011	6112
26-Jan	1011	0
27-Jan	1011	0
28-Jan	1011	0
29-Jan	1011	17546
30-Jan	1011	5567
31-Jan	1011	5901

Date	Location Code	Vehicle Count
------	---------------	---------------

01-Jan	1020	0
02-Jan	1020	0
03-Jan	1020	14081
04-Jan	1020	0
05-Jan	1020	0
06-Jan	1020	19673
07-Jan	1020	7171
08-Jan	1020	9056
09-Jan	1020	7288
10-Jan	1020	8791
11-Jan	1020	0
12-Jan	1020	0
13-Jan	1020	21929
14-Jan	1020	8208
15-Jan	1020	7976
16-Jan	1020	8709
17-Jan	1020	8748
18-Jan	1020	0
19-Jan	1020	0
20-Jan	1020	22564
21-Jan	1020	0
22-Jan	1020	8556
23-Jan	1020	8255
24-Jan	1020	9140
25-Jan	1020	9412
26-Jan	1020	0
27-Jan	1020	0
28-Jan	1020	0
29-Jan	1020	16739
30-Jan	1020	7535
31-Jan	1020	8680

Date	Location Code	Vehicle Count
------	---------------	---------------

01-Jan	1021	0
02-Jan	1021	0
03-Jan	1021	14320
04-Jan	1021	8809
05-Jan	1021	0
06-Jan	1021	0
07-Jan	1021	0
08-Jan	1021	5911
09-Jan	1021	11501
10-Jan	1021	7705
11-Jan	1021	10450
12-Jan	1021	0
13-Jan	1021	0
14-Jan	1021	25506

15-Jan	1021	10541
16-Jan	1021	9785
17-Jan	1021	9908
18-Jan	1021	9752
19-Jan	1021	0
20-Jan	1021	0
21-Jan	1021	25241
22-Jan	1021	11246
23-Jan	1021	10791
24-Jan	1021	1204
25-Jan	1021	11863
26-Jan	1021	0
27-Jan	1021	0
28-Jan	1021	0
29-Jan	1021	31445
30-Jan	1021	10969
31-Jan	1021	11347

2118668

Date	Location Code	Vehicle Count
01-Feb	1001	13388
02-Feb	1001	0
03-Feb	1001	0
04-Feb	1001	35518
05-Feb	1001	12048
06-Feb	1001	11680
07-Feb	1001	14151
08-Feb	1001	13232
09-Feb	1001	0
10-Feb	1001	0
11-Feb	1001	35975
12-Feb	1001	14545
13-Feb	1001	15579
14-Feb	1001	14284
15-Feb	1001	15766
16-Feb	1001	0
17-Feb	1001	0
18-Feb	1001	35301
19-Feb	1001	14324
20-Feb	1001	13297
21-Feb	1001	14196
22-Feb	1001	15206
23-Feb	1001	0
24-Feb	1001	0
25-Feb	1001	39915
26-Feb	1001	13039
27-Feb	1001	14039
28-Feb	1001	18761
29-Feb	1001	0

Date	Location Code	Vehicle Count
01-Feb	1002	15063
02-Feb	1002	0
03-Feb	1002	0
04-Feb	1002	38566
05-Feb	1002	13552
06-Feb	1002	13908
07-Feb	1002	15639
08-Feb	1002	15418
09-Feb	1002	0
10-Feb	1002	0
11-Feb	1002	40673
12-Feb	1002	14737
13-Feb	1002	16761
14-Feb	1002	16432
15-Feb	1002	17506
16-Feb	1002	0
17-Feb	1002	0
18-Feb	1002	41205
19-Feb	1002	15363
20-Feb	1002	15025

21-Feb	1002	15895
22-Feb	1002	16909
23-Feb	1002	0
24-Feb	1002	0
25-Feb	1002	46830
26-Feb	1002	14183
27-Feb	1002	15392
28-Feb	1002	15493
29-Feb	1002	0

Date	Location Code	Vehicle Count
------	---------------	---------------

01-Feb	1004	11421
02-Feb	1004	0
03-Feb	1004	0
04-Feb	1004	27931
05-Feb	1004	10419
06-Feb	1004	10401
07-Feb	1004	12061
08-Feb	1004	11235
09-Feb	1004	0
10-Feb	1004	0
11-Feb	1004	28881
12-Feb	1004	11819
13-Feb	1004	11544
14-Feb	1004	11706
15-Feb	1004	12533
16-Feb	1004	0
17-Feb	1004	0
18-Feb	1004	28663
19-Feb	1004	11708
20-Feb	1004	11449
21-Feb	1004	11871
22-Feb	1004	12005
23-Feb	1004	0
24-Feb	1004	0
25-Feb	1004	29321
26-Feb	1004	11055
27-Feb	1004	12079
28-Feb	1004	12337
29-Feb	1004	0

Date	Location Code	Vehicle Count
------	---------------	---------------

01-Feb	1006	4962
02-Feb	1006	0
03-Feb	1006	0
04-Feb	1006	14114
05-Feb	1006	4598
06-Feb	1006	4192
07-Feb	1006	5272
08-Feb	1006	4690

09-Feb	1006	0
10-Feb	1006	0
11-Feb	1006	15220
12-Feb	1006	5841
13-Feb	1006	5561
14-Feb	1006	5019
15-Feb	1006	5669
16-Feb	1006	0
17-Feb	1006	0
18-Feb	1006	14140
19-Feb	1006	5466
20-Feb	1006	4821
21-Feb	1006	5231
22-Feb	1006	5722
23-Feb	1006	0
24-Feb	1006	0
25-Feb	1006	17718
26-Feb	1006	4928
27-Feb	1006	5166
28-Feb	1006	5188
29-Feb	1006	0

Date	Location Code	Vehicle Count
------	---------------	---------------

01-Feb	1007	9594
02-Feb	1007	0
03-Feb	1007	0
04-Feb	1007	24329
05-Feb	1007	8793
06-Feb	1007	9335
07-Feb	1007	10227
08-Feb	1007	9995
09-Feb	1007	0
10-Feb	1007	0
11-Feb	1007	24471
12-Feb	1007	9778
13-Feb	1007	10044
14-Feb	1007	9986
15-Feb	1007	10529
16-Feb	1007	0
17-Feb	1007	0
18-Feb	1007	25971
19-Feb	1007	10159
20-Feb	1007	10424
21-Feb	1007	10426
22-Feb	1007	10813
23-Feb	1007	0
24-Feb	1007	0
25-Feb	1007	27362
26-Feb	1007	10486
27-Feb	1007	11116
28-Feb	1007	11268
29-Feb	1007	0

Date	Location Code	Vehicle Count
01-Feb	1008	7689
02-Feb	1008	0
03-Feb	1008	0
04-Feb	1008	21837
05-Feb	1008	7425
06-Feb	1008	6801
07-Feb	1008	8636
08-Feb	1008	8036
09-Feb	1008	0
10-Feb	1008	0
11-Feb	1008	21684
12-Feb	1008	8562
13-Feb	1008	9014
14-Feb	1008	8187
15-Feb	1008	9480
16-Feb	1008	0
17-Feb	1008	0
18-Feb	1008	21713
19-Feb	1008	8822
20-Feb	1008	7929
21-Feb	1008	8528
22-Feb	1008	9120
23-Feb	1008	0
24-Feb	1008	0
25-Feb	1008	22229
26-Feb	1008	7639
27-Feb	1008	8393
28-Feb	1008	8551
29-Feb	1008	0

Date	Location Code	Vehicle Count
01-Feb	1011	5981
02-Feb	1011	0
03-Feb	1011	0
04-Feb	1011	15535
05-Feb	1011	5757
06-Feb	1011	5746
07-Feb	1011	6499
08-Feb	1011	6196
09-Feb	1011	0
10-Feb	1011	0
11-Feb	1011	16087
12-Feb	1011	6720
13-Feb	1011	5580
14-Feb	1011	6330
15-Feb	1011	6531
16-Feb	1011	0
17-Feb	1011	0
18-Feb	1011	16401

19-Feb	1011	6202
20-Feb	1011	6280
21-Feb	1011	6446
22-Feb	1011	6676
23-Feb	1011	0
24-Feb	1011	0
25-Feb	1011	16704
26-Feb	1011	6165
27-Feb	1011	6580
28-Feb	1011	6690
29-Feb	1011	0

Date	Location Code	Vehicle Count
------	---------------	---------------

01-Feb	1020	8993
02-Feb	1020	0
03-Feb	1020	0
04-Feb	1020	23610
05-Feb	1020	8479
06-Feb	1020	8532
07-Feb	1020	8974
08-Feb	1020	9242
09-Feb	1020	0
10-Feb	1020	0
11-Feb	1020	26376
12-Feb	1020	8912
13-Feb	1020	9526
14-Feb	1020	9670
15-Feb	1020	10595
16-Feb	1020	0
17-Feb	1020	0
18-Feb	1020	25520
19-Feb	1020	9407
20-Feb	1020	9370
21-Feb	1020	10227
22-Feb	1020	10729
23-Feb	1020	0
24-Feb	1020	0
25-Feb	1020	26115
26-Feb	1020	9097
27-Feb	1020	9914
28-Feb	1020	10106
29-Feb	1020	0

Date	Location Code	Vehicle Count
------	---------------	---------------

01-Feb	1021	11330
02-Feb	1021	0
03-Feb	1021	0
04-Feb	1021	30066
05-Feb	1021	10589
06-Feb	1021	10369

07-Feb	1021	11999
08-Feb	1021	11538
09-Feb	1021	0
10-Feb	1021	0
11-Feb	1021	29689
12-Feb	1021	9857
13-Feb	1021	10855
14-Feb	1021	10680
15-Feb	1021	12073
16-Feb	1021	0
17-Feb	1021	0
18-Feb	1021	26963
19-Feb	1021	11039
20-Feb	1021	10401
21-Feb	1021	10572
22-Feb	1021	11416
23-Feb	1021	0
24-Feb	1021	0
25-Feb	1021	26928
26-Feb	1021	9892
27-Feb	1021	10605
28-Feb	1021	10766
29-Feb	1021	0

2424259

Date	Location Code	Vehicle Count
01-Mar	1001	0
02-Mar	1001	0
03-Mar	1001	54338
04-Mar	1001	4757
05-Mar	1001	15320
06-Mar	1001	12178
07-Mar	1001	22252
08-Mar	1001	0
09-Mar	1001	0
10-Mar	1001	0
11-Mar	1001	35978
12-Mar	1001	15063
13-Mar	1001	13901
14-Mar	1001	13830
15-Mar	1001	0
16-Mar	1001	0
17-Mar	1001	41155
18-Mar	1001	11059
19-Mar	1001	13935
20-Mar	1001	15607
21-Mar	1001	0
22-Mar	1001	0
23-Mar	1001	0
24-Mar	1001	0
25-Mar	1001	49577
26-Mar	1001	13380
27-Mar	1001	15180
28-Mar	1001	12596
29-Mar	1001	0
30-Mar	1001	0
31-Mar	1001	37060

Date	Location Code	Vehicle Count
01-Mar	1002	0
02-Mar	1002	0
03-Mar	1002	67656
04-Mar	1002	4640
05-Mar	1002	16377
06-Mar	1002	13919
07-Mar	1002	25380
08-Mar	1002	0
09-Mar	1002	0
10-Mar	1002	0
11-Mar	1002	42538
12-Mar	1002	16146
13-Mar	1002	15642
14-Mar	1002	15952
15-Mar	1002	0
16-Mar	1002	0
17-Mar	1002	27659
18-Mar	1002	13772
19-Mar	1002	15942
20-Mar	1002	17145

21-Mar	1002	0
22-Mar	1002	0
23-Mar	1002	0
24-Mar	1002	0
25-Mar	1002	58828
26-Mar	1002	14751
27-Mar	1002	16459
28-Mar	1002	14759
29-Mar	1002	0
30-Mar	1002	0
31-Mar	1002	42304

Date	Location Code	Vehicle Count
------	---------------	---------------

01-Mar	1004	0
02-Mar	1004	0
03-Mar	1004	50475
04-Mar	1004	3271
05-Mar	1004	12830
06-Mar	1004	11306
07-Mar	1004	18166
08-Mar	1004	0
09-Mar	1004	0
10-Mar	1004	0
11-Mar	1004	28547
12-Mar	1004	12418
13-Mar	1004	12387
14-Mar	1004	12285
15-Mar	1004	0
16-Mar	1004	0
17-Mar	1004	31874
18-Mar	1004	10918
19-Mar	1004	11970
20-Mar	1004	13165
21-Mar	1004	0
22-Mar	1004	0
23-Mar	1004	0
24-Mar	1004	0
25-Mar	1004	36642
26-Mar	1004	11748
27-Mar	1004	13091
28-Mar	1004	11594
29-Mar	1004	0
30-Mar	1004	0
31-Mar	1004	30710

Date	Location Code	Vehicle Count
------	---------------	---------------

01-Mar	1006	0
02-Mar	1006	0
03-Mar	1006	22634
04-Mar	1006	2232
05-Mar	1006	5692
06-Mar	1006	4468
07-Mar	1006	8232
08-Mar	1006	0

09-Mar	1006	0
10-Mar	1006	0
11-Mar	1006	15852
12-Mar	1006	5542
13-Mar	1006	4941
14-Mar	1006	4986
15-Mar	1006	0
16-Mar	1006	0
17-Mar	1006	15451
18-Mar	1006	4462
19-Mar	1006	5121
20-Mar	1006	5779
21-Mar	1006	0
22-Mar	1006	0
23-Mar	1006	0
24-Mar	1006	0
25-Mar	1006	23517
26-Mar	1006	5110
27-Mar	1006	5622
28-Mar	1006	4538
29-Mar	1006	0
30-Mar	1006	0
31-Mar	1006	14665

Date	Location Code	Vehicle Count
------	---------------	---------------

01-Mar	1007	0
02-Mar	1007	0
03-Mar	1007	44892
04-Mar	1007	3004
05-Mar	1007	11373
06-Mar	1007	10313
07-Mar	1007	15666
08-Mar	1007	0
09-Mar	1007	0
10-Mar	1007	0
11-Mar	1007	26464
12-Mar	1007	11085
13-Mar	1007	10707
14-Mar	1007	10839
15-Mar	1007	0
16-Mar	1007	0
17-Mar	1007	27946
18-Mar	1007	9730
19-Mar	1007	10810
20-Mar	1007	11486
21-Mar	1007	0
22-Mar	1007	0
23-Mar	1007	0
24-Mar	1007	0
25-Mar	1007	34283
26-Mar	1007	9892
27-Mar	1007	10968
28-Mar	1007	10381
29-Mar	1007	0
30-Mar	1007	0

31-Mar	1007	28771
--------	------	-------

Date	Location Code	Vehicle Count
------	---------------	---------------

01-Mar	1008	0
02-Mar	1008	0
03-Mar	1008	36019
04-Mar	1008	3246
05-Mar	1008	9475
06-Mar	1008	7461
07-Mar	1008	13247
08-Mar	1008	0
09-Mar	1008	0
10-Mar	1008	0
11-Mar	1008	21689
12-Mar	1008	9210
13-Mar	1008	8264
14-Mar	1008	8159
15-Mar	1008	0
16-Mar	1008	0
17-Mar	1008	23144
18-Mar	1008	7424
19-Mar	1008	8432
20-Mar	1008	9446
21-Mar	1008	0
22-Mar	1008	0
23-Mar	1008	0
24-Mar	1008	0
25-Mar	1008	27050
26-Mar	1008	8378
27-Mar	1008	9434
28-Mar	1008	7240
29-Mar	1008	0
30-Mar	1008	0
31-Mar	1008	21633

Date	Location Code	Vehicle Count
------	---------------	---------------

01-Mar	1011	0
02-Mar	1011	0
03-Mar	1011	27632
04-Mar	1011	2017
05-Mar	1011	6897
06-Mar	1011	6199
07-Mar	1011	9430
08-Mar	1011	0
09-Mar	1011	0
10-Mar	1011	0
11-Mar	1011	16734
12-Mar	1011	6580
13-Mar	1011	6364
14-Mar	1011	6406
15-Mar	1011	0
16-Mar	1011	0
17-Mar	1011	17279
18-Mar	1011	5626

19-Mar	1011	6361
20-Mar	1011	6810
21-Mar	1011	0
22-Mar	1011	0
23-Mar	1011	0
24-Mar	1011	0
25-Mar	1011	21787
26-Mar	1011	5950
27-Mar	1011	6629
28-Mar	1011	6239
29-Mar	1011	0
30-Mar	1011	0
31-Mar	1011	16863

Date	Location Code	Vehicle Count
------	---------------	---------------

01-Mar	1020	0
02-Mar	1020	0
03-Mar	1020	43663
04-Mar	1020	2604
05-Mar	1020	10515
06-Mar	1020	8859
07-Mar	1020	3588
08-Mar	1020	0
09-Mar	1020	0
10-Mar	1020	0
11-Mar	1020	26103
12-Mar	1020	10195
13-Mar	1020	9904
14-Mar	1020	10171
15-Mar	1020	0
16-Mar	1020	0
17-Mar	1020	27887
18-Mar	1020	6192
19-Mar	1020	9700
20-Mar	1020	10618
21-Mar	1020	0
22-Mar	1020	0
23-Mar	1020	0
24-Mar	1020	0
25-Mar	1020	32964
26-Mar	1020	9879
27-Mar	1020	10623
28-Mar	1020	9826
29-Mar	1020	0
30-Mar	1020	0
31-Mar	1020	27128

Date	Location Code	Vehicle Count
------	---------------	---------------

01-Mar	1021	0
02-Mar	1021	0
03-Mar	1021	45994
04-Mar	1021	2709
05-Mar	1021	11427
06-Mar	1021	9362

07-Mar	1021	16549
08-Mar	1021	0
09-Mar	1021	0
10-Mar	1021	0
11-Mar	1021	25404
12-Mar	1021	11372
13-Mar	1021	10348
14-Mar	1021	10682
15-Mar	1021	0
16-Mar	1021	0
17-Mar	1021	28175
18-Mar	1021	9396
19-Mar	1021	10549
20-Mar	1021	11304
21-Mar	1021	0
22-Mar	1021	0
23-Mar	1021	0
24-Mar	1021	0
25-Mar	1021	31446
26-Mar	1021	10396
27-Mar	1021	11759
28-Mar	1021	9863
29-Mar	1021	0
30-Mar	1021	0
31-Mar	1021	26699

2612493

Date	Location Code	Vehicle Count
01-Apr	1001	13308
02-Apr	1001	12854
03-Apr	1001	14128
04-Apr	1001	14490
05-Apr	1001	0
06-Apr	1001	23884
07-Apr	1001	12124
08-Apr	1001	12157
09-Apr	1001	12576
10-Apr	1001	15370
11-Apr	1001	11583
12-Apr	1001	0
13-Apr	1001	0
14-Apr	1001	35929
15-Apr	1001	14115
16-Apr	1001	13315
17-Apr	1001	14836
18-Apr	1001	10812
19-Apr	1001	0
20-Apr	1001	0
21-Apr	1001	37224
22-Apr	1001	12861
23-Apr	1001	13791
24-Apr	1001	15239
25-Apr	1001	0
26-Apr	1001	0
27-Apr	1001	0
28-Apr	1001	4142
29-Apr	1001	12425
30-Apr	1001	13107

Date	Location Code	Vehicle Count
01-Apr	1002	14672
02-Apr	1002	14303
03-Apr	1002	15421
04-Apr	1002	16112
05-Apr	1002	0
06-Apr	1002	28552
07-Apr	1002	12871
08-Apr	1002	13380
09-Apr	1002	14653
10-Apr	1002	16360
11-Apr	1002	13607
12-Apr	1002	0
13-Apr	1002	0
14-Apr	1002	41975
15-Apr	1002	15415
16-Apr	1002	14797
17-Apr	1002	15728
18-Apr	1002	14060
19-Apr	1002	0
20-Apr	1002	0

21-Apr	1002	41580
22-Apr	1002	13837
23-Apr	1002	16352
24-Apr	1002	14483
25-Apr	1002	0
26-Apr	1002	0
27-Apr	1002	0
28-Apr	1002	49372
29-Apr	1002	13885
30-Apr	1002	13963

Date	Location Code	Vehicle Count
------	---------------	---------------

01-Apr	1004	11922
02-Apr	1004	12048
03-Apr	1004	12467
04-Apr	1004	12930
05-Apr	1004	0
06-Apr	1004	21586
07-Apr	1004	9540
08-Apr	1004	11281
09-Apr	1004	12566
10-Apr	1004	13592
11-Apr	1004	11401
12-Apr	1004	0
13-Apr	1004	0
14-Apr	1004	29616
15-Apr	1004	11700
16-Apr	1004	10795
17-Apr	1004	11887
18-Apr	1004	10386
19-Apr	1004	0
20-Apr	1004	0
21-Apr	1004	27988
22-Apr	1004	11067
23-Apr	1004	12286
24-Apr	1004	10201
25-Apr	1004	0
26-Apr	1004	0
27-Apr	1004	0
28-Apr	1004	34195
29-Apr	1004	11428
30-Apr	1004	12005

Date	Location Code	Vehicle Count
------	---------------	---------------

01-Apr	1006	5014
02-Apr	1006	4700
03-Apr	1006	5032
04-Apr	1006	5185
05-Apr	1006	0
06-Apr	1006	8943
07-Apr	1006	5599
08-Apr	1006	4687
09-Apr	1006	5078
10-Apr	1006	5921

11-Apr	1006	4275
12-Apr	1006	0
13-Apr	1006	0
14-Apr	1006	14590
15-Apr	1006	5727
16-Apr	1006	4841
17-Apr	1006	5719
18-Apr	1006	4440
19-Apr	1006	0
20-Apr	1006	0
21-Apr	1006	14782
22-Apr	1006	5105
23-Apr	1006	5213
24-Apr	1006	6272
25-Apr	1006	0
26-Apr	1006	0
27-Apr	1006	0
28-Apr	1006	18006
29-Apr	1006	4872
30-Apr	1006	4829

Date	Location Code	Vehicle Count
------	---------------	---------------

01-Apr	1007	10020
02-Apr	1007	10606
03-Apr	1007	10575
04-Apr	1007	10632
05-Apr	1007	0
06-Apr	1007	18133
07-Apr	1007	7646
08-Apr	1007	9699
09-Apr	1007	10410
10-Apr	1007	11006
11-Apr	1007	9945
12-Apr	1007	0
13-Apr	1007	0
14-Apr	1007	25979
15-Apr	1007	9277
16-Apr	1007	8836
17-Apr	1007	9678
18-Apr	1007	8840
19-Apr	1007	0
20-Apr	1007	0
21-Apr	1007	23834
22-Apr	1007	8508
23-Apr	1007	18959
24-Apr	1007	9582
25-Apr	1007	0
26-Apr	1007	0
27-Apr	1007	0
28-Apr	1007	29779
29-Apr	1007	9446
30-Apr	1007	10167

Date	Location Code	Vehicle Count
------	---------------	---------------

01-Apr	1008	8349
02-Apr	1008	8010
03-Apr	1008	8461
04-Apr	1008	9113
05-Apr	1008	0
06-Apr	1008	14468
07-Apr	1008	8315
08-Apr	1008	7354
09-Apr	1008	8176
10-Apr	1008	9584
11-Apr	1008	6741
12-Apr	1008	0
13-Apr	1008	0
14-Apr	1008	21369
15-Apr	1008	8225
16-Apr	1008	6971
17-Apr	1008	8316
18-Apr	1008	6361
19-Apr	1008	0
20-Apr	1008	0
21-Apr	1008	20127
22-Apr	1008	7155
23-Apr	1008	7505
24-Apr	1008	7664
25-Apr	1008	0
26-Apr	1008	0
27-Apr	1008	0
28-Apr	1008	25523
29-Apr	1008	7720
30-Apr	1008	8012

Date	Location Code	Vehicle Count
------	---------------	---------------

01-Apr	1011	6104
02-Apr	1011	6374
03-Apr	1011	6403
04-Apr	1011	6574
05-Apr	1011	0
06-Apr	1011	10332
07-Apr	1011	5118
08-Apr	1011	5972
09-Apr	1011	6352
10-Apr	1011	6785
11-Apr	1011	4962
12-Apr	1011	0
13-Apr	1011	0
14-Apr	1011	16521
15-Apr	1011	5829
16-Apr	1011	5271
17-Apr	1011	5927
18-Apr	1011	5398
19-Apr	1011	0
20-Apr	1011	0
21-Apr	1011	15434
22-Apr	1011	6150
23-Apr	1011	5851

24-Apr	1011	5880
25-Apr	1011	0
26-Apr	1011	0
27-Apr	1011	0
28-Apr	1011	19570
29-Apr	1011	5864
30-Apr	1011	6234

Date	Location Code	Vehicle Count
------	---------------	---------------

01-Apr	1020	9521
02-Apr	1020	9661
03-Apr	1020	10233
04-Apr	1020	11246
05-Apr	1020	0
06-Apr	1020	19103
07-Apr	1020	7696
08-Apr	1020	505
09-Apr	1020	9539
10-Apr	1020	10749
11-Apr	1020	9155
12-Apr	1020	0
13-Apr	1020	0
14-Apr	1020	26447
15-Apr	1020	9422
16-Apr	1020	8914
17-Apr	1020	9912
18-Apr	1020	8776
19-Apr	1020	0
20-Apr	1020	0
21-Apr	1020	25640
22-Apr	1020	9150
23-Apr	1020	9394
24-Apr	1020	10119
25-Apr	1020	0
26-Apr	1020	0
27-Apr	1020	0
28-Apr	1020	30897
29-Apr	1020	9256
30-Apr	1020	9577

Date	Location Code	Vehicle Count
------	---------------	---------------

01-Apr	1021	10234
02-Apr	1021	9979
03-Apr	1021	10237
04-Apr	1021	11230
05-Apr	1021	0
06-Apr	1021	0
07-Apr	1021	0
08-Apr	1021	7422
09-Apr	1021	10311
10-Apr	1021	6739
11-Apr	1021	9155
12-Apr	1021	0
13-Apr	1021	0

14-Apr	1021	0
15-Apr	1021	573
16-Apr	1021	8975
17-Apr	1021	11010
18-Apr	1021	9175
19-Apr	1021	0
20-Apr	1021	0
21-Apr	1021	25978
22-Apr	1021	9774
23-Apr	1021	10218
24-Apr	1021	10484
25-Apr	1021	0
26-Apr	1021	0
27-Apr	1021	0
28-Apr	1021	31243
29-Apr	1021	9765
30-Apr	1021	10359

2389119

Date	Location Code	Vehicle Count
01-May	1001	12830
02-May	1001	13662
03-May	1001	0
04-May	1001	0
05-May	1001	34701
06-May	1001	11951
07-May	1001	13098
08-May	1001	13321
09-May	1001	13573
10-May	1001	0
11-May	1001	0
12-May	1001	35284
13-May	1001	12843
14-May	1001	15006
15-May	1001	11735
16-May	1001	13445
17-May	1001	0
18-May	1001	0
19-May	1001	34439
20-May	1001	12603
21-May	1001	13137
22-May	1001	13667
23-May	1001	12730
24-May	1001	0
25-May	1001	0
26-May	1001	34380
27-May	1001	13028
28-May	1001	13206
29-May	1001	14253
30-May	1001	14042
31-May	1001	0

Date	Location Code	Vehicle Count
01-May	1002	14213
02-May	1002	14913
03-May	1002	0
04-May	1002	0
05-May	1002	36422
06-May	1002	13404
07-May	1002	14428
08-May	1002	14735
09-May	1002	15050
10-May	1002	0
11-May	1002	0
12-May	1002	40205
13-May	1002	13900
14-May	1002	15941
15-May	1002	13111
16-May	1002	15019
17-May	1002	0
18-May	1002	0
19-May	1002	38675
20-May	1002	13857

21-May	1002	14237
22-May	1002	14438
23-May	1002	14485
24-May	1002	0
25-May	1002	0
26-May	1002	39072
27-May	1002	13750
28-May	1002	14105
29-May	1002	15254
30-May	1002	15375
31-May	1002	0

Date	Location Code	Vehicle Count
------	---------------	---------------

01-May	1004	12204
02-May	1004	12607
03-May	1004	0
04-May	1004	0
05-May	1004	31357
06-May	1004	10572
07-May	1004	12191
08-May	1004	12467
09-May	1004	12515
10-May	1004	0
11-May	1004	0
12-May	1004	31423
13-May	1004	11649
14-May	1004	13110
15-May	1004	11197
16-May	1004	12493
17-May	1004	0
18-May	1004	0
19-May	1004	30232
20-May	1004	12054
21-May	1004	12129
22-May	1004	12538
23-May	1004	12145
24-May	1004	0
25-May	1004	0
26-May	1004	31312
27-May	1004	11953
28-May	1004	11944
29-May	1004	12852
30-May	1004	12790
31-May	1004	0

Date	Location Code	Vehicle Count
------	---------------	---------------

01-May	1006	4722
02-May	1006	4968
03-May	1006	0
04-May	1006	0
05-May	1006	13255
06-May	1006	4816
07-May	1006	5091
08-May	1006	5042

09-May	1006	5173
10-May	1006	0
11-May	1006	0
12-May	1006	14580
13-May	1006	5177
14-May	1006	5691
15-May	1006	4264
16-May	1006	4907
17-May	1006	0
18-May	1006	0
19-May	1006	14074
20-May	1006	4963
21-May	1006	5052
22-May	1006	5109
23-May	1006	4913
24-May	1006	0
25-May	1006	0
26-May	1006	14446
27-May	1006	4902
28-May	1006	4771
29-May	1006	10322
30-May	1006	3117
31-May	1006	0

Date	Location Code	Vehicle Count
------	---------------	---------------

01-May	1007	10245
02-May	1007	10478
03-May	1007	0
04-May	1007	0
05-May	1007	25224
06-May	1007	9527
07-May	1007	10359
08-May	1007	10454
09-May	1007	10398
10-May	1007	0
11-May	1007	0
12-May	1007	25567
13-May	1007	10121
14-May	1007	10666
15-May	1007	9755
16-May	1007	10360
17-May	1007	0
18-May	1007	0
19-May	1007	24036
20-May	1007	10287
21-May	1007	10337
22-May	1007	10227
23-May	1007	10044
24-May	1007	0
25-May	1007	0
26-May	1007	24201
27-May	1007	9426
28-May	1007	9918
29-May	1007	8167
30-May	1007	10023

31-May	1007	0
--------	------	---

Date	Location Code	Vehicle Count
------	---------------	---------------

01-May	1008	7779
02-May	1008	8454
03-May	1008	0
04-May	1008	0
05-May	1008	21944
06-May	1008	7115
07-May	1008	8334
08-May	1008	7894
09-May	1008	2815
10-May	1008	0
11-May	1008	0
12-May	1008	22341
13-May	1008	7581
14-May	1008	89748
15-May	1008	6566
16-May	1008	7993
17-May	1008	0
18-May	1008	0
19-May	1008	21042
20-May	1008	7577
21-May	1008	7969
22-May	1008	8055
23-May	1008	7702
24-May	1008	0
25-May	1008	0
26-May	1008	21163
27-May	1008	7583
28-May	1008	7611
29-May	1008	0
30-May	1008	8245
31-May	1008	0

Date	Location Code	Vehicle Count
------	---------------	---------------

01-May	1011	6372
02-May	1011	6547
03-May	1011	0
04-May	1011	0
05-May	1011	16643
06-May	1011	5410
07-May	1011	6337
08-May	1011	6430
09-May	1011	6512
10-May	1011	0
11-May	1011	0
12-May	1011	16483
13-May	1011	5973
14-May	1011	6479
15-May	1011	5985
16-May	1011	6359
17-May	1011	0
18-May	1011	0

19-May	1011	15759
20-May	1011	6389
21-May	1011	6349
22-May	1011	6318
23-May	1011	6197
24-May	1011	0
25-May	1011	0
26-May	1011	16014
27-May	1011	5923
28-May	1011	6152
29-May	1011	6477
30-May	1011	6271
31-May	1011	0

Date	Location Code	Vehicle Count
------	---------------	---------------

01-May	1020	9513
02-May	1020	10254
03-May	1020	0
04-May	1020	0
05-May	1020	25127
06-May	1020	4816
07-May	1020	9579
08-May	1020	9639
09-May	1020	10396
10-May	1020	0
11-May	1020	0
12-May	1020	26129
13-May	1020	9227
14-May	1020	10332
15-May	1020	9108
16-May	1020	10254
17-May	1020	0
18-May	1020	0
19-May	1020	26358
20-May	1020	9429
21-May	1020	9640
22-May	1020	9742
23-May	1020	10174
24-May	1020	0
25-May	1020	0
26-May	1020	25690
27-May	1020	9010
28-May	1020	9426
29-May	1020	10111
30-May	1020	10357
31-May	1020	0

Date	Location Code	Vehicle Count
------	---------------	---------------

01-May	1021	10223
02-May	1021	10743
03-May	1021	0
04-May	1021	0
05-May	1021	27081
06-May	1021	9564

07-May	1021	10514
08-May	1021	10177
09-May	1021	10707
10-May	1021	0
11-May	1021	0
12-May	1021	27130
13-May	1021	10018
14-May	1021	0
15-May	1021	0
16-May	1021	0
17-May	1021	0
18-May	1021	0
19-May	1021	36759
20-May	1021	6451
21-May	1021	10158
22-May	1021	10290
23-May	1021	10191
24-May	1021	0
25-May	1021	0
26-May	1021	26204
27-May	1021	9901
28-May	1021	9901
29-May	1021	10548
30-May	1021	10831
31-May	1021	0

2579024

Date	Location Code	Vehicle Count
01-Jun	1001	0
02-Jun	1001	33794
03-Jun	1001	13255
04-Jun	1001	15885
05-Jun	1001	9921
06-Jun	1001	14323
07-Jun	1001	0
08-Jun	1001	0
09-Jun	1001	0
10-Jun	1001	43353
11-Jun	1001	10755
12-Jun	1001	12129
13-Jun	1001	12717
14-Jun	1001	0
15-Jun	1001	0
16-Jun	1001	33018
17-Jun	1001	12975
18-Jun	1001	9670
19-Jun	1001	13497
20-Jun	1001	12999
21-Jun	1001	0
22-Jun	1001	0
23-Jun	1001	0
24-Jun	1001	48676
25-Jun	1001	18647
26-Jun	1001	7388
27-Jun	1001	0
28-Jun	1001	0
29-Jun	1001	0
30-Jun	1001	48720

Date	Location Code	Vehicle Count
01-Jun	1002	0
02-Jun	1002	38603
03-Jun	1002	13910
04-Jun	1002	12565
05-Jun	1002	0
06-Jun	1002	13480
07-Jun	1002	0
08-Jun	1002	0
09-Jun	1002	0
10-Jun	1002	49733
11-Jun	1002	12144
12-Jun	1002	13332
13-Jun	1002	14197
14-Jun	1002	0
15-Jun	1002	0
16-Jun	1002	0
17-Jun	1002	13294
18-Jun	1002	5569
19-Jun	1002	14436
20-Jun	1002	14543
21-Jun	1002	0

22-Jun	1002	0
23-Jun	1002	0
24-Jun	1002	52403
25-Jun	1002	19893
26-Jun	1002	7926
27-Jun	1002	0
28-Jun	1002	0
29-Jun	1002	0
30-Jun	1002	53206

Date	Location Code	Vehicle Count
------	---------------	---------------

01-Jun	1004	0
02-Jun	1004	30417
03-Jun	1004	12062
04-Jun	1004	13532
05-Jun	1004	10155
06-Jun	1004	12842
07-Jun	1004	0
08-Jun	1004	0
09-Jun	1004	0
10-Jun	1004	34657
11-Jun	1004	10448
12-Jun	1004	8467
13-Jun	1004	9073
14-Jun	1004	0
15-Jun	1004	0
16-Jun	1004	23038
17-Jun	1004	8581
18-Jun	1004	0
19-Jun	1004	8704
20-Jun	1004	8840
21-Jun	1004	0
22-Jun	1004	0
23-Jun	1004	0
24-Jun	1004	37960
25-Jun	1004	15543
26-Jun	1004	7114
27-Jun	1004	0
28-Jun	1004	0
29-Jun	1004	0
30-Jun	1004	41882

Date	Location Code	Vehicle Count
------	---------------	---------------

01-Jun	1006	0
02-Jun	1006	13814
03-Jun	1006	5047
04-Jun	1006	5997
05-Jun	1006	3430
06-Jun	1006	5352
07-Jun	1006	0
08-Jun	1006	0
09-Jun	1006	0
10-Jun	1006	18897
11-Jun	1006	4126

12-Jun	1006	4551
13-Jun	1006	4589
14-Jun	1006	0
15-Jun	1006	0
16-Jun	1006	13063
17-Jun	1006	4987
18-Jun	1006	3330
19-Jun	1006	4869
20-Jun	1006	4746
21-Jun	1006	0
22-Jun	1006	0
23-Jun	1006	0
24-Jun	1006	19306
25-Jun	1006	6578
26-Jun	1006	2630
27-Jun	1006	0
28-Jun	1006	0
29-Jun	1006	0
30-Jun	1006	15610

Date	Location Code	Vehicle Count
------	---------------	---------------

01-Jun	1007	0
02-Jun	1007	24076
03-Jun	1007	9561
04-Jun	1007	
05-Jun	1007	8737
06-Jun	1007	9011
07-Jun	1007	0
08-Jun	1007	0
09-Jun	1007	0
10-Jun	1007	28060
11-Jun	1007	8454
12-Jun	1007	9191
13-Jun	1007	9367
14-Jun	1007	0
15-Jun	1007	0
16-Jun	1007	23910
17-Jun	1007	9287
18-Jun	1007	8224
19-Jun	1007	9444
20-Jun	1007	9243
21-Jun	1007	0
22-Jun	1007	0
23-Jun	1007	0
24-Jun	1007	16759
25-Jun	1007	5707
26-Jun	1007	2659
27-Jun	1007	0
28-Jun	1007	0
29-Jun	1007	0
30-Jun	1007	31580

Date	Location Code	Vehicle Count
------	---------------	---------------

01-Jun	1008	0
--------	------	---

02-Jun	1008	20384
03-Jun	1008	8025
04-Jun	1008	9068
05-Jun	1008	5413
06-Jun	1008	8662
07-Jun	1008	0
08-Jun	1008	0
09-Jun	1008	0
10-Jun	1008	26003
11-Jun	1008	6728
12-Jun	1008	7574
13-Jun	1008	7741
14-Jun	1008	0
15-Jun	1008	0
16-Jun	1008	21750
17-Jun	1008	7777
18-Jun	1008	5481
19-Jun	1008	7877
20-Jun	1008	7604
21-Jun	1008	0
22-Jun	1008	0
23-Jun	1008	0
24-Jun	1008	30048
25-Jun	1008	10754
26-Jun	1008	4272
27-Jun	1008	0
28-Jun	1008	0
29-Jun	1008	0
30-Jun	1008	28832

Date	Location Code	Vehicle Count
------	---------------	---------------

01-Jun	1011	0
02-Jun	1011	10079
03-Jun	1011	4685
04-Jun	1011	6469
05-Jun	1011	5503
06-Jun	1011	6265
07-Jun	1011	0
08-Jun	1011	0
09-Jun	1011	0
10-Jun	1011	7210
11-Jun	1011	2118
12-Jun	1011	2430
13-Jun	1011	2506
14-Jun	1011	0
15-Jun	1011	0
16-Jun	1011	6508
17-Jun	1011	2438
18-Jun	1011	2137
19-Jun	1011	2524
20-Jun	1011	2404
21-Jun	1011	0
22-Jun	1011	0
23-Jun	1011	0
24-Jun	1011	20223

25-Jun	1011	8245
26-Jun	1011	3479
27-Jun	1011	0
28-Jun	1011	0
29-Jun	1011	0
30-Jun	1011	21356

Date	Location Code	Vehicle Count
------	---------------	---------------

01-Jun	1020	0
02-Jun	1020	25854
03-Jun	1020	9101
04-Jun	1020	11114
05-Jun	1020	8012
06-Jun	1020	10394
07-Jun	1020	0
08-Jun	1020	0
09-Jun	1020	0
10-Jun	1020	30694
11-Jun	1020	8498
12-Jun	1020	8926
13-Jun	1020	9598
14-Jun	1020	0
15-Jun	1020	0
16-Jun	1020	26083
17-Jun	1020	9095
18-Jun	1020	7799
19-Jun	1020	9245
20-Jun	1020	6231
21-Jun	1020	0
22-Jun	1020	0
23-Jun	1020	0
24-Jun	1020	34741
25-Jun	1020	13079
26-Jun	1020	4914
27-Jun	1020	0
28-Jun	1020	0
29-Jun	1020	0
30-Jun	1020	34878

Date	Location Code	Vehicle Count
------	---------------	---------------

01-Jun	1021	0
02-Jun	1021	25355
03-Jun	1021	10249
04-Jun	1021	11673
05-Jun	1021	7756
06-Jun	1021	11125
07-Jun	1021	0
08-Jun	1021	0
09-Jun	1021	0
10-Jun	1021	31692
11-Jun	1021	8773
12-Jun	1021	9579
13-Jun	1021	10443
14-Jun	1021	0

15-Jun	1021	0
16-Jun	1021	26908
17-Jun	1021	10131
18-Jun	1021	7790
19-Jun	1021	6273
20-Jun	1021	10308
21-Jun	1021	0
22-Jun	1021	0
23-Jun	1021	0
24-Jun	1021	36736
25-Jun	1021	15030
26-Jun	1021	4746
27-Jun	1021	0
28-Jun	1021	0
29-Jun	1021	0
30-Jun	1021	36856

2268714

Date	Location Code	Vehicle Count
01-Jul	1001	10078
02-Jul	1001	11555
03-Jul	1001	11757
04-Jul	1001	12856
05-Jul	1001	0
06-Jul	1001	0
07-Jul	1001	33500
08-Jul	1001	13205
09-Jul	1001	12681
10-Jul	1001	13237
11-Jul	1001	12116
12-Jul	1001	0
13-Jul	1001	0
14-Jul	1001	33572
15-Jul	1001	11742
16-Jul	1001	13058
17-Jul	1001	13458
18-Jul	1001	14206
19-Jul	1001	0
20-Jul	1001	0
21-Jul	1001	29778
22-Jul	1001	10847
23-Jul	1001	11330
24-Jul	1001	13984
25-Jul	1001	12199
26-Jul	1001	0
27-Jul	1001	0
28-Jul	1001	32204
29-Jul	1001	11277
30-Jul	1001	11045
31-Jul	1001	12629

Date	Location Code	Vehicle Count
01-Jul	1002	11772
02-Jul	1002	13741
03-Jul	1002	13776
04-Jul	1002	14214
05-Jul	1002	0
06-Jul	1002	0
07-Jul	1002	37078
08-Jul	1002	13226
09-Jul	1002	13797
10-Jul	1002	14120
11-Jul	1002	14429
12-Jul	1002	0
13-Jul	1002	0
14-Jul	1002	37637
15-Jul	1002	12798
16-Jul	1002	13796
17-Jul	1002	14190
18-Jul	1002	14767
19-Jul	1002	0
20-Jul	1002	0

21-Jul	1002	37552
22-Jul	1002	13366
23-Jul	1002	13162
24-Jul	1002	14316
25-Jul	1002	13924
26-Jul	1002	0
27-Jul	1002	0
28-Jul	1002	36566
29-Jul	1002	13148
30-Jul	1002	13639
31-Jul	1002	14294

Date	Location Code	Vehicle Count
------	---------------	---------------

01-Jul	1004	9658
02-Jul	1004	11314
03-Jul	1004	11254
04-Jul	1004	11375
05-Jul	1004	0
06-Jul	1004	0
07-Jul	1004	27365
08-Jul	1004	10771
09-Jul	1004	10883
10-Jul	1004	11083
11-Jul	1004	11780
12-Jul	1004	0
13-Jul	1004	0
14-Jul	1004	26358
15-Jul	1004	10045
16-Jul	1004	10556
17-Jul	1004	10879
18-Jul	1004	11099
19-Jul	1004	0
20-Jul	1004	0
21-Jul	1004	27030
22-Jul	1004	10807
23-Jul	1004	10859
24-Jul	1004	11807
25-Jul	1004	11073
26-Jul	1004	0
27-Jul	1004	0
28-Jul	1004	28652
29-Jul	1004	10995
30-Jul	1004	11317
31-Jul	1004	12018

Date	Location Code	Vehicle Count
------	---------------	---------------

01-Jul	1006	3682
02-Jul	1006	5019
03-Jul	1006	4429
04-Jul	1006	4299
05-Jul	1006	0
06-Jul	1006	0
07-Jul	1006	16709
08-Jul	1006	6359

09-Jul	1006	OFF
10-Jul	1006	OFF
11-Jul	1006	OFF
12-Jul	1006	OFF
13-Jul	1006	OFF
14-Jul	1006	OFF
15-Jul	1006	OFF
16-Jul	1006	OFF
17-Jul	1006	OFF
18-Jul	1006	OFF
19-Jul	1006	OFF
20-Jul	1006	OFF
21-Jul	1006	OFF
22-Jul	1006	OFF
23-Jul	1006	OFF
24-Jul	1006	OFF
25-Jul	1006	OFF
26-Jul	1006	OFF
27-Jul	1006	OFF
28-Jul	1006	OFF
29-Jul	1006	OFF
30-Jul	1006	OFF
31-Jul	1006	OFF

Date	Location Code	Vehicle Count
------	---------------	---------------

01-Jul	1007	8514
02-Jul	1007	9058
03-Jul	1007	8643
04-Jul	1007	8950
05-Jul	1007	0
06-Jul	1007	0
07-Jul	1007	21978
08-Jul	1007	7990
09-Jul	1007	8413
10-Jul	1007	8226
11-Jul	1007	8378
12-Jul	1007	0
13-Jul	1007	0
14-Jul	1007	20638
15-Jul	1007	8150
16-Jul	1007	8501
17-Jul	1007	8724
18-Jul	1007	8691
19-Jul	1007	0
20-Jul	1007	0
21-Jul	1007	21941
22-Jul	1007	8893
23-Jul	1007	9230
24-Jul	1007	9766
25-Jul	1007	8996
26-Jul	1007	0
27-Jul	1007	0
28-Jul	1007	23511
29-Jul	1007	9355
30-Jul	1007	9658

31-Jul	1007	9961
--------	------	------

Date	Location Code	Vehicle Count
01-Jul	1008	5706
02-Jul	1008	7800
03-Jul	1008	7709
04-Jul	1008	7537
05-Jul	1008	0
06-Jul	1008	0
07-Jul	1008	20376
08-Jul	1008	7418
09-Jul	1008	7133
10-Jul	1008	7469
11-Jul	1008	7407
12-Jul	1008	0
13-Jul	1008	0
14-Jul	1008	19032
15-Jul	1008	6626
16-Jul	1008	7117
17-Jul	1008	7483
18-Jul	1008	7306
19-Jul	1008	0
20-Jul	1008	0
21-Jul	1008	19085
22-Jul	1008	7234
23-Jul	1008	5463
24-Jul	1008	8436
25-Jul	1008	6996
26-Jul	1008	0
27-Jul	1008	0
28-Jul	1008	20328
29-Jul	1008	7443
30-Jul	1008	7337
31-Jul	1008	8255

Date	Location Code	Vehicle Count
01-Jul	1011	5181
02-Jul	1011	5805
03-Jul	1011	6
04-Jul	1011	5666
05-Jul	1011	0
06-Jul	1011	0
07-Jul	1011	14162
08-Jul	1011	4916
09-Jul	1011	5116
10-Jul	1011	5084
11-Jul	1011	5299
12-Jul	1011	0
13-Jul	1011	0
14-Jul	1011	13506
15-Jul	1011	5049
16-Jul	1011	5194
17-Jul	1011	5436
18-Jul	1011	5425

19-Jul	1011	0
20-Jul	1011	0
21-Jul	1011	14101
22-Jul	1011	5431
23-Jul	1011	3720
24-Jul	1011	5930
25-Jul	1011	5594
26-Jul	1011	0
27-Jul	1011	0
28-Jul	1011	15325
29-Jul	1011	5698
30-Jul	1011	4992
31-Jul	1011	4715

Date	Location Code	Vehicle Count
------	---------------	---------------

01-Jul	1020	7988
02-Jul	1020	8823
03-Jul	1020	8782
04-Jul	1020	9228
05-Jul	1020	0
06-Jul	1020	0
07-Jul	1020	23708
08-Jul	1020	8512
09-Jul	1020	8711
10-Jul	1020	8928
11-Jul	1020	9209
12-Jul	1020	0
13-Jul	1020	0
14-Jul	1020	23522
15-Jul	1020	7968
16-Jul	1020	8836
17-Jul	1020	9083
18-Jul	1020	9783
19-Jul	1020	0
20-Jul	1020	0
21-Jul	1020	24953
22-Jul	1020	9029
23-Jul	1020	9059
24-Jul	1020	9972
25-Jul	1020	849
26-Jul	1020	0
27-Jul	1020	0
28-Jul	1020	15104
29-Jul	1020	8934
30-Jul	1020	9312
31-Jul	1020	9823

Date	Location Code	Vehicle Count
------	---------------	---------------

01-Jul	1021	8451
02-Jul	1021	10106
03-Jul	1021	9945
04-Jul	1021	10122
05-Jul	1021	0
06-Jul	1021	0

07-Jul	1021	25153
08-Jul	1021	9724
09-Jul	1021	9608
10-Jul	1021	9768
11-Jul	1021	9442
12-Jul	1021	0
13-Jul	1021	0
14-Jul	1021	23794
15-Jul	1021	8965
16-Jul	1021	9736
17-Jul	1021	10115
18-Jul	1021	9972
19-Jul	1021	0
20-Jul	1021	0
21-Jul	1021	24322
22-Jul	1021	9459
23-Jul	1021	6464
24-Jul	1021	10746
25-Jul	1021	9463
26-Jul	1021	0
27-Jul	1021	0
28-Jul	1021	24963
29-Jul	1021	9587
30-Jul	1021	9635
31-Jul	1021	10718

2285683

Date	Location Code	Vehicle Count
01-Aug	1001	0
02-Aug	1001	0
03-Aug	1001	0
04-Aug	1001	43698
05-Aug	1001	9063
06-Aug	1001	13999
07-Aug	1001	11431
08-Aug	1001	13887
09-Aug	1001	0
10-Aug	1001	0
11-Aug	1001	32284
12-Aug	1001	11302
13-Aug	1001	12144
14-Aug	1001	12428
15-Aug	1001	15731
16-Aug	1001	0
17-Aug	1001	0
18-Aug	1001	31651
19-Aug	1001	18672
20-Aug	1001	0
21-Aug	1001	26202
22-Aug	1001	5897
23-Aug	1001	0
24-Aug	1001	0
25-Aug	1001	0
26-Aug	1001	45796
27-Aug	1001	13928
28-Aug	1001	14024
29-Aug	1001	15207
30-Aug	1001	0
31-Aug	1001	0

Date	Location Code	Vehicle Count
01-Aug	1002	0
02-Aug	1002	0
03-Aug	1002	0
04-Aug	1002	51260
05-Aug	1002	12465
06-Aug	1002	11971
07-Aug	1002	12591
08-Aug	1002	14335
09-Aug	1002	0
10-Aug	1002	0
11-Aug	1002	38221
12-Aug	1002	12800
13-Aug	1002	13437
14-Aug	1002	14726
15-Aug	1002	16534
16-Aug	1002	0
17-Aug	1002	0
18-Aug	1002	36444
19-Aug	1002	19969
20-Aug	1002	0

21-Aug	1002	27517
22-Aug	1002	7352
23-Aug	1002	0
24-Aug	1002	0
25-Aug	1002	0
26-Aug	1002	50465
27-Aug	1002	14346
28-Aug	1002	11204
29-Aug	1002	15813
30-Aug	1002	0
31-Aug	1002	0

Date	Location Code	Vehicle Count
------	---------------	---------------

01-Aug	1004	0
02-Aug	1004	0
03-Aug	1004	0
04-Aug	1004	40705
05-Aug	1004	10315
06-Aug	1004	12392
07-Aug	1004	10778
08-Aug	1004	11348
09-Aug	1004	0
10-Aug	1004	0
11-Aug	1004	27905
12-Aug	1004	10631
13-Aug	1004	11120
14-Aug	1004	11986
15-Aug	1004	13590
16-Aug	1004	0
17-Aug	1004	0
18-Aug	1004	27711
19-Aug	1004	15300
20-Aug	1004	0
21-Aug	1004	22334
22-Aug	1004	6692
23-Aug	1004	0
24-Aug	1004	0
25-Aug	1004	0
26-Aug	1004	39579
27-Aug	1004	11643
28-Aug	1004	11870
29-Aug	1004	12466
30-Aug	1004	0
31-Aug	1004	0

Date	Location Code	Vehicle Count
------	---------------	---------------

01-Aug	1006	OFF
02-Aug	1006	OFF
03-Aug	1006	OFF
04-Aug	1006	OFF
05-Aug	1006	OFF
06-Aug	1006	OFF
07-Aug	1006	OFF
08-Aug	1006	OFF

09-Aug	1006	OFF
10-Aug	1006	OFF
11-Aug	1006	OFF
12-Aug	1006	OFF
13-Aug	1006	OFF
14-Aug	1006	OFF
15-Aug	1006	OFF
16-Aug	1006	OFF
17-Aug	1006	OFF
18-Aug	1006	OFF
19-Aug	1006	OFF
20-Aug	1006	OFF
21-Aug	1006	OFF
22-Aug	1006	OFF
23-Aug	1006	OFF
24-Aug	1006	OFF
25-Aug	1006	OFF
26-Aug	1006	OFF
27-Aug	1006	OFF
28-Aug	1006	OFF
29-Aug	1006	OFF
30-Aug	1006	OFF
31-Aug	1006	OFF

Date	Location Code	Vehicle Count
------	---------------	---------------

01-Aug	1007	0
02-Aug	1007	0
03-Aug	1007	0
04-Aug	1007	32652
05-Aug	1007	9124
06-Aug	1007	10125
07-Aug	1007	9725
08-Aug	1007	9692
09-Aug	1007	0
10-Aug	1007	0
11-Aug	1007	23556
12-Aug	1007	9133
13-Aug	1007	9522
14-Aug	1007	10210
15-Aug	1007	10642
16-Aug	1007	0
17-Aug	1007	0
18-Aug	1007	23844
19-Aug	1007	13574
20-Aug	1007	0
21-Aug	1007	19385
22-Aug	1007	5829
23-Aug	1007	0
24-Aug	1007	0
25-Aug	1007	0
26-Aug	1007	33840
27-Aug	1007	10592
28-Aug	1007	10350
29-Aug	1007	10729
30-Aug	1007	0

31-Aug	1007	0
--------	------	---

Date	Location Code	Vehicle Count
------	---------------	---------------

01-Aug	1008	0
02-Aug	1008	0
03-Aug	1008	0
04-Aug	1008	28376
05-Aug	1008	6446
06-Aug	1008	8880
07-Aug	1008	6468
08-Aug	1008	7577
09-Aug	1008	0
10-Aug	1008	0
11-Aug	1008	20190
12-Aug	1008	7127
13-Aug	1008	7417
14-Aug	1008	8140
15-Aug	1008	9664
16-Aug	1008	0
17-Aug	1008	0
18-Aug	1008	19063
19-Aug	1008	11236
20-Aug	1008	0
21-Aug	1008	15056
22-Aug	1008	3003
23-Aug	1008	0
24-Aug	1008	0
25-Aug	1008	0
26-Aug	1008	28624
27-Aug	1008	8246
28-Aug	1008	8071
29-Aug	1008	8815
30-Aug	1008	0
31-Aug	1008	0

Date	Location Code	Vehicle Count
------	---------------	---------------

01-Aug	1011	0
02-Aug	1011	0
03-Aug	1011	0
04-Aug	1011	16933
05-Aug	1011	3923
06-Aug	1011	4786
07-Aug	1011	4945
08-Aug	1011	5007
09-Aug	1011	0
10-Aug	1011	0
11-Aug	1011	12390
12-Aug	1011	4718
13-Aug	1011	4782
14-Aug	1011	5201
15-Aug	1011	5395
16-Aug	1011	0
17-Aug	1011	0
18-Aug	1011	12133

19-Aug	1011	6602
20-Aug	1011	0
21-Aug	1011	9912
22-Aug	1011	3016
23-Aug	1011	0
24-Aug	1011	0
25-Aug	1011	0
26-Aug	1011	17088
27-Aug	1011	706
28-Aug	1011	4585
29-Aug	1011	5251
30-Aug	1011	0
31-Aug	1011	0

Date	Location Code	Vehicle Count
------	---------------	---------------

01-Aug	1020	0
02-Aug	1020	0
03-Aug	1020	0
04-Aug	1020	34624
05-Aug	1020	8590
06-Aug	1020	10139
07-Aug	1020	8913
08-Aug	1020	9852
09-Aug	1020	0
10-Aug	1020	0
11-Aug	1020	25904
12-Aug	1020	8567
13-Aug	1020	9194
14-Aug	1020	9839
15-Aug	1020	11051
16-Aug	1020	0
17-Aug	1020	0
18-Aug	1020	24340
19-Aug	1020	13174
20-Aug	1020	0
21-Aug	1020	18604
22-Aug	1020	5178
23-Aug	1020	0
24-Aug	1020	0
25-Aug	1020	0
26-Aug	1020	34264
27-Aug	1020	9554
28-Aug	1020	9747
29-Aug	1020	10492
30-Aug	1020	0
31-Aug	1020	0

Date	Location Code	Vehicle Count
------	---------------	---------------

01-Aug	1021	0
02-Aug	1021	0
03-Aug	1021	0
04-Aug	1021	35564
05-Aug	1021	9031
06-Aug	1021	6054

07-Aug	1021	9072
08-Aug	1021	10081
09-Aug	1021	0
10-Aug	1021	0
11-Aug	1021	25010
12-Aug	1021	9356
13-Aug	1021	9638
14-Aug	1021	10491
15-Aug	1021	12262
16-Aug	1021	0
17-Aug	1021	0
18-Aug	1021	23513
19-Aug	1021	15197
20-Aug	1021	0
21-Aug	1021	19738
22-Aug	1021	4008
23-Aug	1021	0
24-Aug	1021	0
25-Aug	1021	0
26-Aug	1021	35911
27-Aug	1021	10369
28-Aug	1021	10267
29-Aug	1021	11532
30-Aug	1021	0
31-Aug	1021	0

2168575

Date	Location Code	Vehicle Count
01-Sep	1001	36366
02-Sep	1001	12284
03-Sep	1001	8063
04-Sep	1001	16336
05-Sep	1001	11276
06-Sep	1001	0
07-Sep	1001	0
08-Sep	1001	38040
09-Sep	1001	8496
10-Sep	1001	12544
11-Sep	1001	12906
12-Sep	1001	13365
13-Sep	1001	0
14-Sep	1001	0
15-Sep	1001	40566
16-Sep	1001	5999
17-Sep	1001	14960
18-Sep	1001	13766
19-Sep	1001	12741
20-Sep	1001	0
21-Sep	1001	0
22-Sep	1001	38050
23-Sep	1001	10734
24-Sep	1001	14390
25-Sep	1001	15100
26-Sep	1001	16015
27-Sep	1001	0
28-Sep	1001	0
29-Sep	1001	0
30-Sep	1001	47092

Date	Location Code	Vehicle Count
01-Sep	1002	41525
02-Sep	1002	13057
03-Sep	1002	9879
04-Sep	1002	16484
05-Sep	1002	13465
06-Sep	1002	0
07-Sep	1002	0
08-Sep	1002	42205
09-Sep	1002	9462
10-Sep	1002	13739
11-Sep	1002	14574
12-Sep	1002	14796
13-Sep	1002	0
14-Sep	1002	0
15-Sep	1002	46476
16-Sep	1002	6655
17-Sep	1002	12055
18-Sep	1002	14848
19-Sep	1002	14758
20-Sep	1002	0

21-Sep	1002	0
22-Sep	1002	43326
23-Sep	1002	12509
24-Sep	1002	14572
25-Sep	1002	16284
26-Sep	1002	340
27-Sep	1002	0
28-Sep	1002	0
29-Sep	1002	0
30-Sep	1002	56357

Date	Location Code	Vehicle Count
------	---------------	---------------

01-Sep	1004	30808
02-Sep	1004	10545
03-Sep	1004	8945
04-Sep	1004	13022
05-Sep	1004	10519
06-Sep	1004	0
07-Sep	1004	0
08-Sep	1004	31808
09-Sep	1004	8508
10-Sep	1004	10823
11-Sep	1004	11295
12-Sep	1004	11644
13-Sep	1004	0
14-Sep	1004	0
15-Sep	1004	32260
16-Sep	1004	5570
17-Sep	1004	297
18-Sep	1004	11066
19-Sep	1004	11118
20-Sep	1004	0
21-Sep	1004	0
22-Sep	1004	29102
23-Sep	1004	9451
24-Sep	1004	11366
25-Sep	1004	12066
26-Sep	1004	12262
27-Sep	1004	0
28-Sep	1004	0
29-Sep	1004	0
30-Sep	1004	34943

Date	Location Code	Vehicle Count
------	---------------	---------------

01-Sep	1006	OFF
02-Sep	1006	OFF
03-Sep	1006	OFF
04-Sep	1006	OFF
05-Sep	1006	OFF
06-Sep	1006	OFF
07-Sep	1006	OFF
08-Sep	1006	OFF

09-Sep	1006	OFF
10-Sep	1006	OFF
11-Sep	1006	OFF
12-Sep	1006	OFF
13-Sep	1006	OFF
14-Sep	1006	OFF
15-Sep	1006	OFF
16-Sep	1006	OFF
17-Sep	1006	OFF
18-Sep	1006	OFF
19-Sep	1006	OFF
20-Sep	1006	OFF
21-Sep	1006	OFF
22-Sep	1006	OFF
23-Sep	1006	OFF
24-Sep	1006	OFF
25-Sep	1006	OFF
26-Sep	1006	OFF
27-Sep	1006	OFF
28-Sep	1006	OFF
29-Sep	1006	OFF
30-Sep	1006	OFF

Date	Location Code	Vehicle Count
------	---------------	---------------

01-Sep	1007	25821
02-Sep	1007	9286
03-Sep	1007	7998
04-Sep	1007	10556
05-Sep	1007	9397
06-Sep	1007	0
07-Sep	1007	0
08-Sep	1007	27520
09-Sep	1007	7340
10-Sep	1007	9539
11-Sep	1007	9706
12-Sep	1007	9893
13-Sep	1007	0
14-Sep	1007	0
15-Sep	1007	29149
16-Sep	1007	4688
17-Sep	1007	10166
18-Sep	1007	9706
19-Sep	1007	9669
20-Sep	1007	0
21-Sep	1007	0
22-Sep	1007	26399
23-Sep	1007	9115
24-Sep	1007	10268
25-Sep	1007	10752
26-Sep	1007	11273
27-Sep	1007	0
28-Sep	1007	0
29-Sep	1007	0
30-Sep	1007	32628

Date	Location Code	Vehicle Count
01-Sep	1008	22165
02-Sep	1008	7263
03-Sep	1008	4493
04-Sep	1008	9439
05-Sep	1008	6545
06-Sep	1008	0
07-Sep	1008	0
08-Sep	1008	24121
09-Sep	1008	5079
10-Sep	1008	7582
11-Sep	1008	7875
12-Sep	1008	7933
13-Sep	1008	0
14-Sep	1008	0
15-Sep	1008	25013
16-Sep	1008	3476
17-Sep	1008	9185
18-Sep	1008	7883
19-Sep	1008	7590
20-Sep	1008	0
21-Sep	1008	0
22-Sep	1008	22819
23-Sep	1008	6355
24-Sep	1008	8109
25-Sep	1008	8434
26-Sep	1008	9049
27-Sep	1008	0
28-Sep	1008	0
29-Sep	1008	0
30-Sep	1008	25605

Date	Location Code	Vehicle Count
01-Sep	1011	12615
02-Sep	1011	4600
03-Sep	1011	3952
04-Sep	1011	5429
05-Sep	1011	4662
06-Sep	1011	0
07-Sep	1011	0
08-Sep	1011	13605
09-Sep	1011	3726
10-Sep	1011	4625
11-Sep	1011	4759
12-Sep	1011	4774
13-Sep	1011	0
14-Sep	1011	0
15-Sep	1011	13304
16-Sep	1011	2426
17-Sep	1011	4974
18-Sep	1011	4610

19-Sep	1011	4570
20-Sep	1011	0
21-Sep	1011	0
22-Sep	1011	12192
23-Sep	1011	4281
24-Sep	1011	4698
25-Sep	1011	4971
26-Sep	1011	5200
27-Sep	1011	0
28-Sep	1011	0
29-Sep	1011	0
30-Sep	1011	15337

Date	Location Code	Vehicle Count
------	---------------	---------------

01-Sep	1020	27373
02-Sep	1020	8328
03-Sep	1020	6690
04-Sep	1020	10585
05-Sep	1020	9008
06-Sep	1020	0
07-Sep	1020	0
08-Sep	1020	27675
09-Sep	1020	6373
10-Sep	1020	8792
11-Sep	1020	9191
12-Sep	1020	9668
13-Sep	1020	0
14-Sep	1020	0
15-Sep	1020	27765
16-Sep	1020	4490
17-Sep	1020	10002
18-Sep	1020	8998
19-Sep	1020	9664
20-Sep	1020	0
21-Sep	1020	0
22-Sep	1020	26591
23-Sep	1020	8014
24-Sep	1020	9812
25-Sep	1020	10271
26-Sep	1020	10931
27-Sep	1020	0
28-Sep	1020	0
29-Sep	1020	0
30-Sep	1020	32314

Date	Location Code	Vehicle Count
------	---------------	---------------

01-Sep	1021	28152
02-Sep	1021	9440
03-Sep	1021	6622
04-Sep	1021	11930
05-Sep	1021	9194
06-Sep	1021	0

07-Sep	1021	0
08-Sep	1021	29764
09-Sep	1021	6563
10-Sep	1021	10101
11-Sep	1021	10248
12-Sep	1021	10810
13-Sep	1021	0
14-Sep	1021	0
15-Sep	1021	33048
16-Sep	1021	4015
17-Sep	1021	7844
18-Sep	1021	10434
19-Sep	1021	10304
20-Sep	1021	0
21-Sep	1021	0
22-Sep	1021	28581
23-Sep	1021	8717
24-Sep	1021	10754
25-Sep	1021	11105
26-Sep	1021	12143
27-Sep	1021	0
28-Sep	1021	0
29-Sep	1021	0
30-Sep	1021	33939

2396308

Date	Location Code	Vehicle Count
01-Oct	1001	15667
02-Oct	1001	11661
03-Oct	1001	13614
04-Oct	1001	
05-Oct	1001	
06-Oct	1001	
07-Oct	1001	
08-Oct	1001	55161
09-Oct	1001	12871
10-Oct	1001	13395
11-Oct	1001	
12-Oct	1001	
13-Oct	1001	34841
14-Oct	1001	13001
15-Oct	1001	12175
16-Oct	1001	14335
17-Oct	1001	13746
18-Oct	1001	
19-Oct	1001	
20-Oct	1001	32116
21-Oct	1001	12630
22-Oct	1001	11671
23-Oct	1001	14543
24-Oct	1001	13674
25-Oct	1001	
26-Oct	1001	
27-Oct	1001	36549
28-Oct	1001	12860
29-Oct	1001	14343
30-Oct	1001	12444
31-Oct	1001	13988

Date	Location Code	Vehicle Count
01-Oct	1002	16236
02-Oct	1002	13867
03-Oct	1002	15511
04-Oct	1002	
05-Oct	1002	
06-Oct	1002	
07-Oct	1002	
08-Oct	1002	64760
09-Oct	1002	14399
10-Oct	1002	15102
11-Oct	1002	
12-Oct	1002	
13-Oct	1002	39871
14-Oct	1002	13928
15-Oct	1002	13891
16-Oct	1002	15171
17-Oct	1002	15361
18-Oct	1002	
19-Oct	1002	
20-Oct	1002	38039

21-Oct	1002	13195
22-Oct	1002	13361
23-Oct	1002	15260
24-Oct	1002	15295
25-Oct	1002	
26-Oct	1002	
27-Oct	1002	41346
28-Oct	1002	11311
29-Oct	1002	15366
30-Oct	1002	14178
31-Oct	1002	14340

Date	Location Code	Vehicle Count
------	---------------	---------------

01-Oct	1004	11170
02-Oct	1004	9766
03-Oct	1004	10817
04-Oct	1004	
05-Oct	1004	
06-Oct	1004	
07-Oct	1004	
08-Oct	1004	38442
09-Oct	1004	10286
10-Oct	1004	10960
11-Oct	1004	
12-Oct	1004	
13-Oct	1004	27050
14-Oct	1004	10624
15-Oct	1004	10845
16-Oct	1004	11582
17-Oct	1004	11627
18-Oct	1004	
19-Oct	1004	
20-Oct	1004	28592
21-Oct	1004	10947
22-Oct	1004	10764
23-Oct	1004	11568
24-Oct	1004	11221
25-Oct	1004	
26-Oct	1004	
27-Oct	1004	29683
28-Oct	1004	10754
29-Oct	1004	11750
30-Oct	1004	11644
31-Oct	1004	12286

Date	Location Code	Vehicle Count
------	---------------	---------------

01-Oct	1006	OFF
02-Oct	1006	OFF
03-Oct	1006	OFF
04-Oct	1006	OFF
05-Oct	1006	OFF
06-Oct	1006	OFF
07-Oct	1006	OFF
08-Oct	1006	OFF

09-Oct	1006	OFF
10-Oct	1006	OFF
11-Oct	1006	OFF
12-Oct	1006	OFF
13-Oct	1006	OFF
14-Oct	1006	OFF
15-Oct	1006	OFF
16-Oct	1006	OFF
17-Oct	1006	OFF
18-Oct	1006	OFF
19-Oct	1006	OFF
20-Oct	1006	OFF
21-Oct	1006	OFF
22-Oct	1006	OFF
23-Oct	1006	OFF
24-Oct	1006	OFF
25-Oct	1006	OFF
26-Oct	1006	OFF
27-Oct	1006	OFF
28-Oct	1006	OFF
29-Oct	1006	OFF
30-Oct	1006	OFF
31-Oct	1006	OFF

Date	Location Code	Vehicle Count
------	---------------	---------------

01-Oct	1007	10021
02-Oct	1007	9217
03-Oct	1007	9615
04-Oct	1007	
05-Oct	1007	
06-Oct	1007	
07-Oct	1007	
08-Oct	1007	35810
09-Oct	1007	9517
10-Oct	1007	9666
11-Oct	1007	
12-Oct	1007	
13-Oct	1007	23930
14-Oct	1007	9360
15-Oct	1007	10153
16-Oct	1007	10674
17-Oct	1007	10527
18-Oct	1007	
19-Oct	1007	
20-Oct	1007	25693
21-Oct	1007	10117
22-Oct	1007	10074
23-Oct	1007	10634
24-Oct	1007	10228
25-Oct	1007	
26-Oct	1007	
27-Oct	1007	26579
28-Oct	1007	9992
29-Oct	1007	11008
30-Oct	1007	10372

31-Oct	1007	10999
--------	------	-------

Date	Location Code	Vehicle Count
01-Oct	1008	8625
02-Oct	1008	6529
03-Oct	1008	
04-Oct	1008	
05-Oct	1008	
06-Oct	1008	
07-Oct	1008	
08-Oct	1008	28868
09-Oct	1008	7197
10-Oct	1008	7842
11-Oct	1008	
12-Oct	1008	
13-Oct	1008	21343
14-Oct	1008	7657
15-Oct	1008	7155
16-Oct	1008	8828
17-Oct	1008	8197
18-Oct	1008	
19-Oct	1008	
20-Oct	1008	22047
21-Oct	1008	7793
22-Oct	1008	6986
23-Oct	1008	8702
24-Oct	1008	8030
25-Oct	1008	
26-Oct	1008	
27-Oct	1008	23013
28-Oct	1008	7747
29-Oct	1008	8723
30-Oct	1008	7883
31-Oct	1008	8670

Date	Location Code	Vehicle Count
01-Oct	1011	4729
02-Oct	1011	4280
03-Oct	1011	4452
04-Oct	1011	
05-Oct	1011	
06-Oct	1011	
07-Oct	1011	
08-Oct	1011	17318
09-Oct	1011	4467
10-Oct	1011	4465
11-Oct	1011	
12-Oct	1011	
13-Oct	1011	11472
14-Oct	1011	4441
15-Oct	1011	4707
16-Oct	1011	5471
17-Oct	1011	5612
18-Oct	1011	

19-Oct	1011	
20-Oct	1011	12843
21-Oct	1011	5005
22-Oct	1011	4919
23-Oct	1011	5473
24-Oct	1011	5460
25-Oct	1011	
26-Oct	1011	
27-Oct	1011	14714
28-Oct	1011	5329
29-Oct	1011	6013
30-Oct	1011	5564
31-Oct	1011	5871

Date	Location Code	Vehicle Count
------	---------------	---------------

01-Oct	1020	9974
02-Oct	1020	8454
03-Oct	1020	9559
04-Oct	1020	
05-Oct	1020	
06-Oct	1020	
07-Oct	1020	
08-Oct	1020	36862
09-Oct	1020	8957
10-Oct	1020	9526
11-Oct	1020	
12-Oct	1020	
13-Oct	1020	24307
14-Oct	1020	8758
15-Oct	1020	8950
16-Oct	1020	9710
17-Oct	1020	10185
18-Oct	1020	
19-Oct	1020	
20-Oct	1020	25102
21-Oct	1020	8779
22-Oct	1020	8807
23-Oct	1020	9769
24-Oct	1020	9749
25-Oct	1020	
26-Oct	1020	
27-Oct	1020	25582
28-Oct	1020	8978
29-Oct	1020	8923
30-Oct	1020	9137
31-Oct	1020	10073

Date	Location Code	Vehicle Count
------	---------------	---------------

01-Oct	1021	11554
02-Oct	1021	9115
03-Oct	1021	10688
04-Oct	1021	
05-Oct	1021	
06-Oct	1021	

07-Oct	1021	
08-Oct	1021	40169
09-Oct	1021	10346
10-Oct	1021	10913
11-Oct	1021	
12-Oct	1021	
13-Oct	1021	26879
14-Oct	1021	10244
15-Oct	1021	9739
16-Oct	1021	11214
17-Oct	1021	11026
18-Oct	1021	
19-Oct	1021	
20-Oct	1021	26942
21-Oct	1021	10415
22-Oct	1021	9681
23-Oct	1021	11257
24-Oct	1021	10839
25-Oct	1021	
26-Oct	1021	
27-Oct	1021	27946
28-Oct	1021	10151
29-Oct	1021	11232
30-Oct	1021	10400
31-Oct	1021	10187

2347155

Date	Location Code	Vehicle Count
01-Nov	1001	
02-Nov	1001	
03-Nov	1001	33789
04-Nov	1001	
05-Nov	1001	18699
06-Nov	1001	13660
07-Nov	1001	17089
08-Nov	1001	
09-Nov	1001	
10-Nov	1001	27962
11-Nov	1001	15407
12-Nov	1001	10861
13-Nov	1001	13818
14-Nov	1001	11203
15-Nov	1001	
16-Nov	1001	
17-Nov	1001	38239
18-Nov	1001	8887
19-Nov	1001	12255
20-Nov	1001	13675
21-Nov	1001	13283
22-Nov	1001	
23-Nov	1001	
24-Nov	1001	37607
25-Nov	1001	10825
26-Nov	1001	15690
27-Nov	1001	11495
28-Nov	1001	14099
29-Nov	1001	
30-Nov	1001	

Date	Location Code	Vehicle Count
01-Nov	1002	
02-Nov	1002	
03-Nov	1002	39023
04-Nov	1002	
05-Nov	1002	20951
06-Nov	1002	14810
07-Nov	1002	19668
08-Nov	1002	
09-Nov	1002	
10-Nov	1002	32109
11-Nov	1002	16844
12-Nov	1002	12028
13-Nov	1002	15164
14-Nov	1002	13234
15-Nov	1002	
16-Nov	1002	
17-Nov	1002	45479
18-Nov	1002	9430
19-Nov	1002	13460
20-Nov	1002	14890

21-Nov	1002	14960
22-Nov	1002	
23-Nov	1002	
24-Nov	1002	42960
25-Nov	1002	11417
26-Nov	1002	17068
27-Nov	1002	I/O ERROR
28-Nov	1002	13011
29-Nov	1002	
30-Nov	1002	

Date	Location Code	Vehicle Count
------	---------------	---------------

01-Nov	1004	
02-Nov	1004	
03-Nov	1004	29108
04-Nov	1004	
05-Nov	1004	16229
06-Nov	1004	12515
07-Nov	1004	14663
08-Nov	1004	
09-Nov	1004	
10-Nov	1004	25404
11-Nov	1004	12715
12-Nov	1004	10263
13-Nov	1004	11812
14-Nov	1004	10316
15-Nov	1004	
16-Nov	1004	
17-Nov	1004	33665
18-Nov	1004	7635
19-Nov	1004	11514
20-Nov	1004	11528
21-Nov	1004	11784
22-Nov	1004	
23-Nov	1004	
24-Nov	1004	30572
25-Nov	1004	9570
26-Nov	1004	13098
27-Nov	1004	11195
28-Nov	1004	12913
29-Nov	1004	
30-Nov	1004	

Date	Location Code	Vehicle Count
------	---------------	---------------

01-Nov	1006	OFF
02-Nov	1006	OFF
03-Nov	1006	OFF
04-Nov	1006	OFF
05-Nov	1006	OFF
06-Nov	1006	OFF
07-Nov	1006	OFF
08-Nov	1006	OFF

09-Nov	1006	OFF
10-Nov	1006	OFF
11-Nov	1006	OFF
12-Nov	1006	OFF
13-Nov	1006	OFF
14-Nov	1006	OFF
15-Nov	1006	OFF
16-Nov	1006	OFF
17-Nov	1006	OFF
18-Nov	1006	OFF
19-Nov	1006	OFF
20-Nov	1006	OFF
21-Nov	1006	OFF
22-Nov	1006	OFF
23-Nov	1006	OFF
24-Nov	1006	OFF
25-Nov	1006	OFF
26-Nov	1006	OFF
27-Nov	1006	OFF
28-Nov	1006	OFF
29-Nov	1006	OFF
30-Nov	1006	OFF

Date	Location Code	Vehicle Count
------	---------------	---------------

01-Nov	1007	
02-Nov	1007	
03-Nov	1007	27028
04-Nov	1007	
05-Nov	1007	15322
06-Nov	1007	12145
07-Nov	1007	11351
08-Nov	1007	
09-Nov	1007	
10-Nov	1007	21644
11-Nov	1007	12044
12-Nov	1007	9059
13-Nov	1007	10422
14-Nov	1007	9376
15-Nov	1007	
16-Nov	1007	
17-Nov	1007	ERROR
18-Nov	1007	1508
19-Nov	1007	9502
20-Nov	1007	8533
21-Nov	1007	9887
22-Nov	1007	
23-Nov	1007	
24-Nov	1007	26763
25-Nov	1007	8126
26-Nov	1007	11502
27-Nov	1007	9612
28-Nov	1007	9724
29-Nov	1007	
30-Nov	1007	

Date	Location Code	Vehicle Count
01-Nov	1008	
02-Nov	1008	
03-Nov	1008	22884
04-Nov	1008	
05-Nov	1008	12311
06-Nov	1008	8406
07-Nov	1008	11018
08-Nov	1008	
09-Nov	1008	
10-Nov	1008	18987
11-Nov	1008	9805
12-Nov	1008	7175
13-Nov	1008	8813
14-Nov	1008	6758
15-Nov	1008	
16-Nov	1008	
17-Nov	1008	26728
18-Nov	1008	5485
19-Nov	1008	7490
20-Nov	1008	8720
21-Nov	1008	8015
22-Nov	1008	
23-Nov	1008	
24-Nov	1008	7559
25-Nov	1008	6382
26-Nov	1008	9664
27-Nov	1008	8049
28-Nov	1008	7883
29-Nov	1008	
30-Nov	1008	

Date	Location Code	Vehicle Count
01-Nov	1011	
02-Nov	1011	
03-Nov	1011	15367
04-Nov	1011	
05-Nov	1011	8938
06-Nov	1011	5743
07-Nov	1011	7216
08-Nov	1011	
09-Nov	1011	
10-Nov	1011	12589
11-Nov	1011	6851
12-Nov	1011	5365
13-Nov	1011	6224
14-Nov	1011	5607
15-Nov	1011	
16-Nov	1011	
17-Nov	1011	18602
18-Nov	1011	4086

19-Nov	1011	5686
20-Nov	1011	6049
21-Nov	1011	5901
22-Nov	1011	
23-Nov	1011	
24-Nov	1011	16770
25-Nov	1011	5046
26-Nov	1011	6974
27-Nov	1011	5747
28-Nov	1011	1865
29-Nov	1011	
30-Nov	1011	

Date	Location Code	Vehicle Count
------	---------------	---------------

01-Nov	1020	
02-Nov	1020	
03-Nov	1020	25187
04-Nov	1020	
05-Nov	1020	13426
06-Nov	1020	9785
07-Nov	1020	12587
08-Nov	1020	
09-Nov	1020	
10-Nov	1020	21559
11-Nov	1020	10557
12-Nov	1020	7487
13-Nov	1020	9281
14-Nov	1020	8684
15-Nov	1020	
16-Nov	1020	
17-Nov	1020	29540
18-Nov	1020	5595
19-Nov	1020	8582
20-Nov	1020	9553
21-Nov	1020	9916
22-Nov	1020	
23-Nov	1020	
24-Nov	1020	28427
25-Nov	1020	6943
26-Nov	1020	10949
27-Nov	1020	8541
28-Nov	1020	9288
29-Nov	1020	
30-Nov	1020	

Date	Location Code	Vehicle Count
------	---------------	---------------

01-Nov	1021	
02-Nov	1021	
03-Nov	1021	28078
04-Nov	1021	
05-Nov	1021	15077
06-Nov	1021	11165

07-Nov	1021	15209
08-Nov	1021	
09-Nov	1021	
10-Nov	1021	22935
11-Nov	1021	11304
12-Nov	1021	8711
13-Nov	1021	11320
14-Nov	1021	9255
15-Nov	1021	
16-Nov	1021	
17-Nov	1021	34691
18-Nov	1021	6357
19-Nov	1021	9836
20-Nov	1021	11257
21-Nov	1021	10744
22-Nov	1021	
23-Nov	1021	
24-Nov	1021	31575
25-Nov	1021	4452
26-Nov	1021	13155
27-Nov	1021	10612
28-Nov	1021	10190
29-Nov	1021	
30-Nov	1021	

2099664

Date	Location Code	Vehicle Count
01-Dec	1001	35565
02-Dec	1001	14197
03-Dec	1001	18106
04-Dec	1001	10321
05-Dec	1001	14516
06-Dec	1001	WEEKEND
07-Dec	1001	WEEKEND
08-Dec	1001	39097
09-Dec	1001	12195
10-Dec	1001	16516
11-Dec	1001	15501
12-Dec	1001	13604
13-Dec	1001	WEEKEND
14-Dec	1001	WEEKEND
15-Dec	1001	33102
16-Dec	1001	14667
17-Dec	1001	12495
18-Dec	1001	14116
19-Dec	1001	14211
20-Dec	1001	WEEKEND
21-Dec	1001	WEEKEND
22-Dec	1001	
23-Dec	1001	42760
24-Dec	1001	11981
25-Dec	1001	
26-Dec	1001	
27-Dec	1001	WEEKEND
28-Dec	1001	WEEKEND
29-Dec	1001	
30-Dec	1001	
31-Dec	1001	42763

Date	Location Code	Vehicle Count
01-Dec	1002	41370
02-Dec	1002	15564
03-Dec	1002	20179
04-Dec	1002	11368
05-Dec	1002	16605
06-Dec	1002	WEEKEND
07-Dec	1002	WEEKEND
08-Dec	1002	44165
09-Dec	1002	13418
10-Dec	1002	17570
11-Dec	1002	17029
12-Dec	1002	15517
13-Dec	1002	WEEKEND
14-Dec	1002	WEEKEND
15-Dec	1002	38625
16-Dec	1002	15471
17-Dec	1002	13675
18-Dec	1002	14858
19-Dec	1002	15938
20-Dec	1002	WEEKEND

21-Dec	1002	WEEKEND
22-Dec	1002	
23-Dec	1002	49050
24-Dec	1002	13277
25-Dec	1002	
26-Dec	1002	
27-Dec	1002	WEEKEND
28-Dec	1002	WEEKEND
29-Dec	1002	
30-Dec	1002	
31-Dec	1002	63807

Date	Location Code	Vehicle Count
------	---------------	---------------

01-Dec	1004	28004
02-Dec	1004	11278
03-Dec	1004	13909
04-Dec	1004	9526
05-Dec	1004	12000
06-Dec	1004	WEEKEND
07-Dec	1004	WEEKEND
08-Dec	1004	31458
09-Dec	1004	10613
10-Dec	1004	13632
11-Dec	1004	12646
12-Dec	1004	11859
13-Dec	1004	WEEKEND
14-Dec	1004	WEEKEND
15-Dec	1004	28894
16-Dec	1004	12072
17-Dec	1004	11310
18-Dec	1004	11820
19-Dec	1004	12087
20-Dec	1004	WEEKEND
21-Dec	1004	WEEKEND
22-Dec	1004	
23-Dec	1004	38649
24-Dec	1004	10672
25-Dec	1004	
26-Dec	1004	
27-Dec	1004	WEEKEND
28-Dec	1004	WEEKEND
29-Dec	1004	
30-Dec	1004	
31-Dec	1004	46681

Date	Location Code	Vehicle Count
------	---------------	---------------

01-Dec	1006	OFF
02-Dec	1006	OFF
03-Dec	1006	OFF
04-Dec	1006	OFF
05-Dec	1006	OFF
06-Dec	1006	OFF
07-Dec	1006	OFF
08-Dec	1006	OFF

09-Dec	1006	OFF
10-Dec	1006	OFF
11-Dec	1006	OFF
12-Dec	1006	OFF
13-Dec	1006	OFF
14-Dec	1006	OFF
15-Dec	1006	OFF
16-Dec	1006	OFF
17-Dec	1006	OFF
18-Dec	1006	OFF
19-Dec	1006	OFF
20-Dec	1006	OFF
21-Dec	1006	OFF
22-Dec	1006	OFF
23-Dec	1006	OFF
24-Dec	1006	OFF
25-Dec	1006	OFF
26-Dec	1006	OFF
27-Dec	1006	OFF
28-Dec	1006	OFF
29-Dec	1006	OFF
30-Dec	1006	OFF
31-Dec	1006	OFF

Date	Location Code	Vehicle Count
------	---------------	---------------

01-Dec	1007	25603
02-Dec	1007	10168
03-Dec	1007	12999
04-Dec	1007	7608
05-Dec	1007	10377
06-Dec	1007	WEEKEND
07-Dec	1007	WEEKEND
08-Dec	1007	27805
09-Dec	1007	9318
10-Dec	1007	11831
11-Dec	1007	10879
12-Dec	1007	9793
13-Dec	1007	WEEKEND
14-Dec	1007	WEEKEND
15-Dec	1007	24950
16-Dec	1007	10323
17-Dec	1007	9419
18-Dec	1007	9759
19-Dec	1007	10117
20-Dec	1007	WEEKEND
21-Dec	1007	WEEKEND
22-Dec	1007	
23-Dec	1007	33335
24-Dec	1007	8816
25-Dec	1007	
26-Dec	1007	
27-Dec	1007	WEEKEND
28-Dec	1007	WEEKEND
29-Dec	1007	
30-Dec	1007	

31-Dec 1007 41733

Date	Location Code	Vehicle Count
01-Dec	1008	22103
02-Dec	1008	8242
03-Dec	1008	10343
04-Dec	1008	5946
05-Dec	1008	8153
06-Dec	1008	WEEKEND
07-Dec	1008	WEEKEND
08-Dec	1008	23774
09-Dec	1008	7323
10-Dec	1008	10465
11-Dec	1008	9533
12-Dec	1008	8090
13-Dec	1008	WEEKEND
14-Dec	1008	WEEKEND
15-Dec	1008	21900
16-Dec	1008	9183
17-Dec	1008	7874
18-Dec	1008	8447
19-Dec	1008	8753
20-Dec	1008	WEEKEND
21-Dec	1008	WEEKEND
22-Dec	1008	
23-Dec	1008	30748
24-Dec	1008	9333
25-Dec	1008	
26-Dec	1008	
27-Dec	1008	WEEKEND
28-Dec	1008	WEEKEND
29-Dec	1008	
30-Dec	1008	
31-Dec	1008	39334

Date	Location Code	Vehicle Count
01-Dec	1011	15566
02-Dec	1011	6038
03-Dec	1011	7622
04-Dec	1011	4565
05-Dec	1011	6238
06-Dec	1011	WEEKEND
07-Dec	1011	WEEKEND
08-Dec	1011	16657
09-Dec	1011	5639
10-Dec	1011	7173
11-Dec	1011	6465
12-Dec	1011	5952
13-Dec	1011	WEEKEND
14-Dec	1011	WEEKEND
15-Dec	1011	15684
16-Dec	1011	6236
17-Dec	1011	5786
18-Dec	1011	5868

19-Dec	1011	6205
20-Dec	1011	WEEKEND
21-Dec	1011	WEEKEND
22-Dec	1011	
23-Dec	1011	20359
24-Dec	1011	5298
25-Dec	1011	
26-Dec	1011	
27-Dec	1011	WEEKEND
28-Dec	1011	WEEKEND
29-Dec	1011	
30-Dec	1011	
31-Dec	1011	26887

Date	Location Code	Vehicle Count
------	---------------	---------------

01-Dec	1020	26067
02-Dec	1020	9338
03-Dec	1020	12283
04-Dec	1020	6624
05-Dec	1020	10084
06-Dec	1020	WEEKEND
07-Dec	1020	WEEKEND
08-Dec	1020	27394
09-Dec	1020	8056
10-Dec	1020	10659
11-Dec	1020	10186
12-Dec	1020	9766
13-Dec	1020	WEEKEND
14-Dec	1020	WEEKEND
15-Dec	1020	26366
16-Dec	1020	9655
17-Dec	1020	8855
18-Dec	1020	9877
19-Dec	1020	10678
20-Dec	1020	WEEKEND
21-Dec	1020	WEEKEND
22-Dec	1020	
23-Dec	1020	33870
24-Dec	1020	9193
25-Dec	1020	
26-Dec	1020	
27-Dec	1020	WEEKEND
28-Dec	1020	WEEKEND
29-Dec	1020	
30-Dec	1020	
31-Dec	1020	38520

Date	Location Code	Vehicle Count
------	---------------	---------------

01-Dec	1021	28389
02-Dec	1021	11158
03-Dec	1021	14458
04-Dec	1021	7126
05-Dec	1021	11364
06-Dec	1021	WEEKEND

07-Dec	1021	WEEKEND
08-Dec	1021	30479
09-Dec	1021	10107
10-Dec	1021	13862
11-Dec	1021	12771
12-Dec	1021	10621
13-Dec	1021	WEEKEND
14-Dec	1021	WEEKEND
15-Dec	1021	28555
16-Dec	1021	12819
17-Dec	1021	10702
18-Dec	1021	11729
19-Dec	1021	12278
20-Dec	1021	WEEKEND
21-Dec	1021	WEEKEND
22-Dec	1021	
23-Dec	1021	41030
24-Dec	1021	12294
25-Dec	1021	
26-Dec	1021	
27-Dec	1021	WEEKEND
28-Dec	1021	WEEKEND
29-Dec	1021	
30-Dec	1021	
31-Dec	1021	47255

2453392

From: [Mike Bambach](#)
To: [Davidson, Geoffrey](#)
Subject: RE: data
Date: Thursday, 24 April 2014 9:02:36 AM

Thanks Geoff, there are a few gaps but we will make do.

Can you please send a list of the locations corresponding to the numeric codes used for the fixed cameras?

Thanks,
Mike

From: Davidson, Geoffrey [mailto:Geoffrey.Davidson@act.gov.au]
Sent: Wednesday, 23 April 2014 5:06 PM
To: Mike Bambach
Subject: data

Hi Mike

Is the data looking OK?

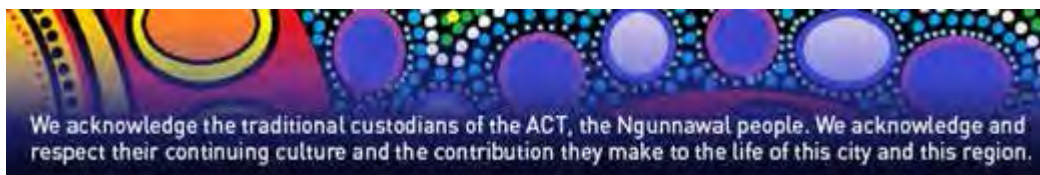
Geoff

Geoffrey Davidson | [Manager, Road Safety](#)

Legislation, Policy & Programs | Justice and Community Safety Directorate | **ACT Government**

Level 2, 12 Moore Street, CANBERRA CITY ACT 2601 | [GPO Box 158, CANBERRA ACT 2608](#)

[Telephone](#) (02) 620 77195 | [Facsimile](#) (02) 620 50937



This email, and any attachments, may be confidential and also privileged. If you are not the intended recipient, please notify the sender and delete all copies of this transmission along with any attachments immediately. You should not copy or use it for any purpose, nor disclose its contents to any other person.

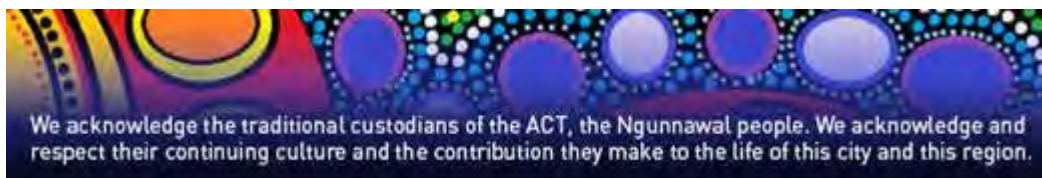
From: [Davidson, Geoffrey](#)
To: [Mike Bambach](#)
Subject: FW: Fix Site vehicle counts 2012
Date: Wednesday, 23 April 2014 5:05:00 PM
Attachments: [1001.CSV](#)
[1006.CSV](#)
[1007.CSV](#)
[1022.CSV](#)
[1023.CSV](#)
[1024.CSV](#)
[1025.CSV](#)
[1026N.CSV](#)
[1026S.CSV](#)
[1027.CSV](#)
[1028.CSV](#)
[1029.CSV](#)
[1030.CSV](#)
[1031.CSV](#)
[1032N.CSV](#)
[1032S.CSV](#)
[1033N.CSV](#)
[1033S.CSV](#)
[1034.CSV](#)
[1035.CSV](#)

Geoffrey Davidson | [Manager, Road Safety](#)

Legislation, Policy & Programs | Justice and Community Safety Directorate | **ACT Government**

Level 2, 12 Moore Street, CANBERRA CITY ACT 2601 | [GPO Box 158, CANBERRA ACT 2608](#)

[Telephone](#) (02) 620 77195 | [Facsimile](#) (02) 620 50937



From: Stone, Gordon
Sent: Wednesday, 23 April 2014 5:01 PM
To: Davidson, Geoffrey
Cc: Laundess, Daniel
Subject: Fix Site vehicle counts 2012

Geoff,

Attached are the vehicle counts all Gatso fixed locations for 2012

Regards

Gordon

From: Davidson, Geoffrey
Sent: Tuesday, 22 April 2014 9:42 AM
To: Stone, Gordon
Subject: FW: Fixed site data for evaluation

Hi Gordon

Do you have an estimated delivery date?

Geoff

Geoffrey Davidson | [Manager, Road Safety](#)

Legislation, Policy & Programs | Justice and Community Safety Directorate | **ACT Government**

Level 2, 12 Moore Street, CANBERRA CITY ACT 2601 | [GPO Box 158, CANBERRA ACT 2608](#)

[Telephone](#) (02) 620 77195 | [Facsimile](#) (02) 620 50937



From: Mike Bambach [<mailto:>]

Sent: Thursday, 17 April 2014 5:07 PM

To: Davidson, Geoffrey

Subject: RE: Fixed site data for evaluation

Hi Geoff, just a reminder – please send through the other years data for the fixed camera sites – sometime next week would be great,

Thanks,

Have a good long-weekend!

Mike

From: Davidson, Geoffrey [<mailto:Geoffrey.Davidson@act.gov.au>]

Sent: Monday, 14 April 2014 5:58 PM

To: Mike Bambach

Subject: FW: Fixed site data for evaluation

Here you go Mike

Geoffrey Davidson | [Manager, Road Safety](#)

Legislation, Policy & Programs | Justice and Community Safety Directorate | **ACT Government**

Level 2, 12 Moore Street, CANBERRA CITY ACT 2601 | [GPO Box 158, CANBERRA ACT 2608](#)

[Telephone](#) (02) 620 77195 | [Facsimile](#) (02) 620 50937



From: Stone, Gordon

Sent: Monday, 14 April 2014 2:43 PM

To: Davidson, Geoffrey

Subject: Fixed site data for evaluation

Hi Geoff

The attachments with 1st, 2nd, 3rd quarter are from 1999 to June 2000, there is a excel spread

sheet for financial year 2000-2001 don't know how accurate it is. I will send you spread sheets per calendar year. Some years only have excel sheets for each site and only vehicle counts no infringement counts.

Regards

Gordon

Gordon Stone

Manager

ACT Traffic Camera Office

Transport Regulation | Justice and Community Safety Directorate | ACT Government

13 – 15 Challis St, DICKSON ACT 2602 | PO Box 582, DICKSON ACT 2602

Telephone (02) 6207 5770 | Facsimile (02) 6207 7287

This email, and any attachments, may be confidential and also privileged. If you are not the intended recipient, please notify the sender and delete all copies of this transmission along with any attachments immediately. You should not copy or use it for any purpose, nor disclose its contents to any other person.

Total	5481289
20121231	8974
20121230	8488
20121229	9390
20121228	10606
20121227	10174
20121226	8353
20121225	6102
20121224	10904
20121223	9917
20121222	12193
20121221	17465
20121220	17721
20121219	17804
20121218	17044
20121217	16319
20121216	12417
20121215	14250
20121214	19286
20121213	18286
20121212	18284
20121211	17286
20121210	16379
20121209	12070
20121208	14540
20121207	19193
20121206	13722
20121205	14872
20121204	14873
20121203	13950
20121202	10080
20121201	12082
20121130	16508
20121129	15446
20121128	16340
20121127	14514
20121126	8909
20121122	4636
20121121	17398
20121120	16558
20121119	15717
20121118	11652
20121117	13710
20121116	17370
20121115	17116
20121114	9188
20121113	15892
20121112	15379
20121111	11823
20121110	13665

20121109	17537
20121108	17123
20121107	11547
20121106	1670
20121105	10802
20121104	12061
20121103	13680
20121102	17671
20121101	17327
20121031	17215
20121030	16645
20121029	15777
20121028	12005
20121027	15035
20121026	18163
20121025	17147
20121024	16953
20121023	16307
20121022	15753
20121021	11491
20121020	14134
20121019	17945
20121018	16964
20121017	16759
20121016	15964
20121015	15211
20121014	12335
20121013	13967
20121012	17257
20121011	16445
20121010	11003
20121009	13319
20121008	8287
20121007	8919
20121006	10069
20121005	14516
20121004	9686
20121003	17196
20121002	16299
20121001	12547
20120930	14028
20120929	15727
20120928	19025
20120927	19230
20120926	18358
20120925	17619
20120924	16659
20120923	14621
20120922	16081
20120921	18307

20120920	17921
20120919	17274
20120918	16574
20120917	15863
20120916	12744
20120915	14407
20120914	17802
20120913	16891
20120912	16974
20120911	16444
20120910	15388
20120909	12408
20120908	13757
20120907	17195
20120906	16560
20120905	16401
20120904	15998
20120903	3011
20120902	9393
20120901	13836
20120831	17344
20120830	16691
20120829	16502
20120828	16104
20120827	15338
20120826	11638
20120825	13974
20120824	17610
20120823	16454
20120822	16782
20120821	16426
20120820	15523
20120819	11818
20120818	13990
20120817	17471
20120816	17054
20120815	17011
20120814	16738
20120813	15372
20120812	11708
20120811	14120
20120810	17834
20120809	16762
20120808	16403
20120807	15951
20120806	15105
20120805	11302
20120804	13697
20120803	17375
20120802	16637

20120801	16782
20120731	16022
20120730	14914
20120729	10894
20120728	13149
20120727	17222
20120726	16375
20120725	16482
20120724	15881
20120723	14872
20120722	11243
20120721	13017
20120720	16537
20120719	15694
20120718	15509
20120717	14814
20120716	14028
20120715	10965
20120714	12929
20120713	16828
20120712	16737
20120711	16288
20120710	15906
20120709	15196
20120708	12012
20120707	13138
20120706	17654
20120705	16712
20120704	16592
20120703	16556
20120702	15702
20120701	11788
20120630	13672
20120629	17669
20120628	17020
20120627	17279
20120626	16737
20120625	15790
20120624	11480
20120623	13521
20120622	17348
20120621	17012
20120620	17096
20120619	16707
20120618	15706
20120617	11076
20120616	12607
20120615	17619
20120614	16490
20120613	16227

20120612	15773
20120611	9398
20120610	11385
20120609	13194
20120608	17453
20120607	14911
20120606	16412
20120605	15952
20120604	15230
20120603	10785
20120602	13457
20120601	17404
20120531	16813
20120530	15954
20120529	16305
20120528	15432
20120527	11064
20120526	13268
20120525	17381
20120524	17064
20120523	16575
20120522	16566
20120521	15566
20120520	11798
20120519	13971
20120518	17460
20120517	17045
20120516	16790
20120515	16364
20120514	15942
20120513	11951
20120512	15286
20120511	18233
20120510	17978
20120509	17588
20120508	16732
20120507	15940
20120506	11748
20120505	14726
20120504	18377
20120503	17068
20120502	16998
20120501	16787
20120430	15708
20120429	11562
20120428	14019
20120427	17323
20120426	16167
20120425	9782
20120424	15949

20120423	15141
20120422	11057
20120421	13189
20120420	17291
20120419	16705
20120418	16696
20120417	16373
20120416	15789
20120415	13563
20120414	15281
20120413	18184
20120412	17867
20120411	17337
20120410	16815
20120409	11254
20120408	11781
20120407	13204
20120406	12019
20120405	18842
20120404	18059
20120403	17395
20120402	16828
20120401	12958
20120331	15838
20120330	18808
20120329	17742
20120328	18236
20120327	17765
20120326	16564
20120325	13006
20120324	16132
20120323	18978
20120322	17984
20120321	17968
20120320	16872
20120319	16711
20120318	13722
20120317	17109
20120316	19853
20120315	18640
20120314	17952
20120313	17460
20120312	11138
20120311	12629
20120310	14912
20120309	18997
20120308	17829
20120307	17399
20120306	13174
20120305	16410

20120304	10102
20120303	13998
20120302	18607
20120301	17426
20120229	17478
20120228	17170
20120227	16640
20120226	13538
20120225	16642
20120224	19606
20120223	18379
20120222	17973
20120221	17553
20120220	16522
20120219	12767
20120218	14296
20120217	18577
20120216	18081
20120215	17837
20120214	18136
20120213	16989
20120212	15329
20120211	19127
20120210	21600
20120209	17420
20120208	17599
20120207	16943
20120206	16136
20120205	12066
20120204	14099
20120203	17950
20120202	17196
20120201	16370
20120131	16376
20120130	15329
20120129	11463
20120128	12875
20120127	15813
20120126	11773
20120125	18350
20120124	16628
20120123	15894
20120122	11689
20120121	13375
20120120	15642
20120119	17094
20120118	16582
20120117	16169
20120116	15539
20120115	11201

20120114	12736
20120113	16688
20120112	7104
20120111	15498
20120110	9305
20120109	14632
20120108	11096
20120107	13671
20120106	16144
20120105	14768
20120104	13566
20120103	12609
20120102	8869
20120101	8269

Total	3471853
20121231	6873
20121230	5847
20121229	6184
20121228	7401
20121227	429
20121226	6137
20121225	3950
20121224	7439
20121223	6697
20121222	8630
20121221	11234
20121220	10994
20121219	10887
20121218	10844
20121217	10473
20121216	8629
20121215	10256
20121214	12358
20121213	11326
20121212	11227
20121211	11113
20121210	10918
20121209	8814
20121208	10430
20121207	12275
20121206	11355
20121205	10811
20121204	10326
20121203	10474
20121202	8502
20121201	10074
20121130	11841
20121129	11077
20121128	10813
20121127	10515
20121126	10281
20121125	8187
20121124	10237
20121123	12270
20121122	10761
20121121	10562
20121120	10154
20121119	10093
20121118	8285
20121117	9718
20121116	11598
20121115	10643
20121114	10540
20121113	9907

20121112	10037
20121111	8172
20121110	9755
20121109	11220
20121108	10344
20121107	9552
20121106	9821
20121105	10072
20121104	8810
20121103	10027
20121102	11147
20121101	10463
20121031	10336
20121030	9879
20121029	10219
20121028	8852
20121027	10377
20121026	11976
20121025	10574
20121024	10295
20121023	9939
20121022	9954
20121021	8117
20121020	10132
20121019	11661
20121018	10293
20121017	9960
20121016	9842
20121015	9763
20121014	8038
20121013	9360
20121012	11269
20121011	10207
20121010	10374
20121009	10485
20121008	7758
20121007	7354
20121006	8986
20121005	11516
20121004	10312
20121003	10746
20121002	10680
20121001	9223
20120930	9986
20120929	11250
20120928	12312
20120927	11622
20120926	11233
20120925	10735
20120924	10715

20120923	9796
20120922	11760
20120921	12098
20120920	11474
20120919	10160
20120918	9878
20120917	10033
20120916	8857
20120915	9852
20120914	11329
20120913	10075
20120912	10049
20120911	9557
20120910	9482
20120909	8669
20120908	9579
20120907	10993
20120906	10013
20120905	9791
20120904	9743
20120903	9914
20120902	8151
20120901	9894
20120831	11234
20120830	10054
20120829	9896
20120828	9521
20120827	11343
20120826	11483
20120825	13760
20120824	15675
20120823	8006
20120821	6325
20120820	6397
20120816	12674
20120815	14052
20120814	13931
20120813	6345
20120809	503
20120808	13962
20120807	13635
20120806	13228
20120805	11087
20120804	13572
20120803	15269
20120802	14312
20120801	14183
20120731	13556
20120730	13366
20120729	10622

20120728	13174
20120727	15371
20120726	14091
20120725	13847
20120724	13659
20120723	13401
20120722	10878
20120721	12635
20120720	15131
20120719	13948
20120718	13547
20120717	13134
20120716	8975
20120715	4292
20120714	5330
20120713	6255
20120712	9141
20120711	11709
20120710	9942
20120709	10813
20120708	9504
20120707	11273
20120706	13132
20120705	11327
20120704	11904
20120703	10616
20120702	3717
20120629	258
20120628	14217
20120627	14027
20120626	13793
20120625	13831
20120624	11015
20120623	13671
20120622	14902
20120621	14204
20120620	13954
20120619	12351
20120618	13373
20120617	10202
20120616	12341
20120615	15000
20120614	13954
20120613	13408
20120612	2716
20120608	7680
20120607	14107
20120606	13405
20120605	12910
20120604	13236

20120603	10319
20120602	13126
20120601	14977
20120531	13772
20120530	13687
20120529	13569
20120528	13458
20120527	10233
20120526	12882
20120525	15217
20120524	13877
20120523	13526
20120522	13608
20120521	13450
20120520	11252
20120519	13435
20120518	15094
20120517	14077
20120516	13596
20120515	13491
20120514	13695
20120513	11855
20120512	14978
20120511	15375
20120510	14536
20120509	14002
20120508	13953
20120507	10500
20120506	11187
20120505	14377
20120504	16078
20120503	12323
20120502	10524
20120501	11670
20120430	10755
20120429	9112
20120428	10699
20120427	12486
20120426	144
20120420	8186
20120419	12096
20120418	10692
20120417	2601
20120414	6562
20120413	16038
20120412	14921
20120411	14579
20120410	15305
20120409	13099
20120408	11751

20120407	12839
20120406	11909
20120405	16338
20120404	14715
20120403	14472
20120402	14265
20120401	11756
20120331	14822
20120330	15992
20120329	14606
20120328	14245
20120327	14432
20120326	14291
20120325	12016
20120324	15052
20120323	16494
20120322	14945
20120321	14606
20120320	14286
20120319	14207
20120318	12441
20120317	17264
20120316	17040
20120315	14947
20120314	14572
20120313	14754
20120312	11408
20120311	11918
20120310	13778
20120309	16610
20120308	14516
20120307	14137
20120306	14135
20120305	7674
20120214	6784
20120213	14662
20120212	12691
20120211	15874
20120210	16305
20120209	14761
20120208	14362
20120207	13955
20120206	13423
20120205	11835
20120204	13751
20120203	15733
20120202	14481
20120201	14362
20120131	13859
20120130	13668

20120129	11760
20120128	13233
20120127	14755
20120126	10755
20120125	4059

Total	776190
20121231	4349
20121230	3912
20121229	4100
20121228	4466
20121227	4502
20121226	3812
20121225	4577
20121224	5320
20121223	5058
20121222	5950
20121221	8141
20121220	8259
20121219	8461
20121218	8366
20121217	7968
20121216	6361
20121215	6790
20121214	8588
20121213	8593
20121212	8580
20121211	8327
20121210	1090
20121209	6434
20121208	7112
20121207	8884
20121206	8834
20121205	9134
20121204	8646
20121203	8403
20121202	6055
20121201	6859
20121130	8642
20121129	8700
20121128	8860
20121127	8521
20121126	8613
20121125	5936
20121124	7036
20121123	8806
20121122	9115
20121121	8982
20121120	8600
20121119	8464
20121118	5900
20121117	6793
20121116	8703
20121115	9430
20121114	9769
20121113	9077

20121112	8480
20121111	6077
20121110	6449
20121109	8679
20121108	8904
20121107	8678
20121106	8900
20121105	8393
20121104	6044
20121103	6813
20121102	8816
20121101	8737
20121031	9136
20121030	9028
20121029	8486
20121028	6059
20121027	6800
20121026	8880
20121025	9378
20121024	9233
20121023	9049
20121022	8588
20121021	5971
20121020	6886
20121019	8328
20121018	9118
20121017	9015
20121016	8878
20121015	8106
20121014	5668
20121013	6207
20121012	7584
20121011	7841
20121010	7996
20121009	7966
20121008	5048
20121007	4678
20121006	5078
20121005	7335
20121004	7672
20121003	7450
20121002	7565
20121001	4956
20120930	5059
20120929	5510
20120928	8127
20120927	1426
20120926	9068
20120925	8818
20120924	8405

20120923	5887
20120922	6607
20120921	8584
20120920	8845
20120919	8848
20120918	5936
20120917	239

Total	3097719
20121231	6057
20121230	4994
20121229	5331
20121228	6530
20121227	6385
20121226	5169
20121225	4553
20121224	7993
20121223	6852
20121222	7651
20121221	10730
20121220	10821
20121219	10637
20121218	10434
20121217	9901
20121216	7334
20121215	8326
20121214	11057
20121213	10704
20121212	10816
20121211	10211
20121210	5310
20121209	7102
20121208	8138
20121207	10804
20121206	10817
20121205	10641
20121204	10471
20121203	9948
20121202	6907
20121201	8019
20121130	10604
20121129	10907
20121128	10727
20121127	9949
20121126	9561
20121125	6857
20121124	7977
20121123	10685
20121122	10688
20121121	10321
20121120	10107
20121119	9639
20121118	6793
20121117	7710
20121116	10554
20121115	10355
20121114	10394
20121113	10082

20121112	9533
20121111	7014
20121110	8203
20121109	10547
20121108	10419
20121107	9894
20121106	9335
20121105	9614
20121104	6857
20121103	7634
20121102	10685
20121101	10407
20121031	10217
20121030	9932
20121029	9497
20121028	6821
20121027	8003
20121026	10427
20121025	10443
20121024	10189
20121023	9811
20121022	9575
20121021	6871
20121020	7824
20121019	10460
20121018	10486
20121017	10308
20121016	9944
20121015	9533
20121014	6609
20121013	7393
20121012	9827
20121011	9433
20121010	9686
20121009	9305
20121008	5520
20121007	5533
20121006	6478
20121005	9359
20121004	9609
20121003	9275
20121002	8986
20121001	5438
20120930	6054
20120929	6997
20120928	9463
20120927	10193
20120926	9756
20120925	9646
20120924	9154

20120923	6526
20120922	7563
20120921	10084
20120920	10109
20120919	9739
20120918	9396
20120917	9138
20120916	6334
20120915	7434
20120914	9953
20120913	10016
20120912	9591
20120911	9585
20120910	8993
20120909	7105
20120908	7806
20120907	9982
20120906	9898
20120905	9578
20120904	9540
20120903	8908
20120902	6476
20120901	7797
20120831	9689
20120830	9918
20120829	9734
20120828	9554
20120827	9027
20120826	6374
20120825	7494
20120824	9841
20120823	9732
20120822	9948
20120821	9436
20120820	8936
20120819	6619
20120818	7563
20120817	9847
20120816	9946
20120815	9634
20120814	9533
20120813	8889
20120812	6126
20120811	7497
20120810	10731
20120809	9794
20120808	9768
20120807	9471
20120806	8911
20120805	6372

20120804	7927
20120803	9882
20120802	10012
20120801	9691
20120731	9386
20120730	8938
20120729	6150
20120728	7323
20120727	9739
20120726	9823
20120725	9747
20120724	9308
20120723	9067
20120722	6201
20120721	7405
20120720	9346
20120719	9484
20120718	8956
20120717	8902
20120716	8482
20120715	6136
20120714	7075
20120713	9086
20120712	9117
20120711	9032
20120710	8747
20120709	8449
20120708	6256
20120707	7251
20120706	9821
20120705	9668
20120704	9709
20120703	9011
20120702	8824
20120701	6404
20120630	7950
20120629	9887
20120628	9852
20120627	9676
20120626	9576
20120625	8906
20120624	6485
20120623	7971
20120622	9628
20120621	9972
20120620	9755
20120619	9500
20120618	9038
20120617	6552
20120616	7889

20120615	9955
20120614	9827
20120613	9537
20120612	9258
20120611	5216
20120610	5851
20120609	7098
20120608	9970
20120607	9813
20120606	9587
20120605	9159
20120604	9072
20120603	6413
20120602	7547
20120601	9683
20120531	9894
20120530	9954
20120529	9359
20120528	9099
20120527	6391
20120526	7883
20120525	9795
20120524	9625
20120523	9680
20120522	9231
20120521	9061
20120520	6575
20120519	7803
20120518	9999
20120517	9894
20120516	9721
20120515	9538
20120514	9140
20120513	6483
20120512	7952
20120511	10197
20120510	10134
20120509	10048
20120508	9578
20120507	9130
20120506	6622
20120505	8041
20120504	10017
20120503	10190
20120502	9852
20120501	9365
20120430	9222
20120429	6610
20120428	7428
20120427	9682

20120426	9662
20120425	5362
20120424	8929
20120423	8742
20120422	6225
20120421	7159
20120420	9361
20120419	9408
20120418	9539
20120417	9092
20120416	8856
20120415	6839
20120414	7637
20120413	9940
20120412	9960
20120411	9711
20120410	9156
20120409	4428
20120408	5095
20120407	6322
20120406	4711
20120405	10804
20120404	10519
20120403	9938
20120402	9454
20120401	6795
20120331	7940
20120330	10315
20120329	9957
20120328	9823
20120327	9514
20120326	9329
20120325	6535
20120324	7908
20120323	10411
20120322	10156
20120321	9976
20120320	9539
20120319	9256
20120318	6460
20120317	7820
20120316	10163
20120315	10170
20120314	9907
20120313	9748
20120312	5539
20120311	5900
20120310	7219
20120309	10009
20120308	10012

20120307	9985
20120306	9521
20120305	9418
20120304	6038
20120303	7394
20120302	9813
20120301	9458
20120229	9745
20120228	9442
20120227	9218
20120226	6499
20120225	7637
20120224	10233
20120223	10274
20120222	9956
20120221	9727
20120220	9555
20120219	6507
20120218	7829
20120217	10264
20120216	10389
20120215	10083
20120214	9869
20120213	9640
20120212	6645
20120211	7574
20120210	10160
20120209	9993
20120208	9727
20120207	9538
20120206	9144
20120205	6710
20120204	7829
20120203	9808
20120202	9818
20120201	9632
20120131	9259
20120130	8754
20120129	5825
20120128	6563
20120127	8590
20120126	5456
20120125	9485
20120124	9146
20120123	8779
20120122	6258
20120121	7124
20120120	9434
20120119	6805
20120118	3331

20120117	3293
20120116	3203
20120115	2098
20120114	2419
20120113	3215
20120112	3250
20120111	3252
20120110	3088
20120109	2966
20120108	2114
20120107	2242
20120106	2961
20120105	2904
20120104	2716
20120103	2669
20120102	1803
20120101	1539

Total	1821621
20121231	6161
20121230	4684
20121229	5517
20121228	6572
20121227	6370
20121226	4654
20121225	2692
20121224	8238
20121223	6311
20121222	8217
20121221	13639
20121220	13929
20121219	13672
20121218	13528
20121217	12801
20121216	7141
20121215	9343
20121214	14725
20121213	14356
20121212	13697
20121211	13471
20121210	6872
20121209	6916
20121208	9579
20121207	14144
20121206	14013
20121205	13457
20121204	13407
20121203	12762
20121202	7041
20121201	9098
20121130	13863
20121129	13920
20121128	8111
20121127	4537
20121126	4622
20121125	2059
20121124	7639
20121123	14049
20121122	13745
20121121	13419
20121120	13374
20121119	12301
20121118	6719
20121117	9065
20121116	13146
20121115	13503
20121114	12983
20121113	12970

20121112	12206
20121111	6860
20121110	8986
20121109	13616
20121108	13501
20121107	12477
20121106	12194
20121105	12369
20121104	6508
20121103	8637
20121102	4933
20121101	3702
20121031	13286
20121030	12945
20121029	12568
20121028	6880
20121027	8894
20121026	13730
20121025	13129
20121024	12874
20121023	12894
20121022	12383
20121021	6408
20121020	8651
20121019	13660
20121018	13285
20121017	12847
20121016	13049
20121015	13063
20121014	7291
20121013	9103
20121012	14002
20121011	12753
20121010	12904
20121009	12755
20121008	6545
20121007	5549
20121006	7450
20121005	12549
20121004	12581
20121003	12416
20121002	11892
20121001	5797
20120930	6024
20120929	7722
20120928	12980
20120927	13404
20120926	13015
20120925	12766
20120924	12510

20120923	6733
20120922	8889
20120921	13683
20120920	6576
20120919	3705
20120918	13
20120914	6954
20120913	11713
20120912	12949
20120911	10535
20120910	8673
20120909	4504
20120908	6088
20120907	11300
20120906	13371
20120905	13154
20120904	12980
20120903	12351
20120902	6439
20120901	8843
20120831	12488
20120830	13262
20120829	13032
20120828	12827
20120827	11546
20120826	6264
20120825	2425
20120824	11028
20120823	13354
20120822	13362
20120821	13042
20120820	12435
20120819	6511
20120818	8821
20120817	13135
20120816	13525
20120815	13154
20120814	12801
20120813	12057
20120812	6195
20120811	8508
20120810	13386
20120809	13024
20120808	12879
20120807	12671
20120806	12137
20120805	6100
20120804	8489
20120803	11640
20120802	9152

20120801	8428
20120731	8496
20120730	8692
20120729	4457
20120728	5843
20120727	9334
20120726	9230
20120725	9697
20120724	8418
20120723	8346
20120722	4353
20120721	6863
20120720	8617
20120719	8609
20120718	8386
20120717	8283
20120716	9659
20120715	4071
20120714	1196
20120710	41
20120707	491
20120706	12941
20120705	12840
20120704	12538
20120703	12462
20120702	12096
20120701	6213
20120630	8803
20120629	8037
20120628	8079
20120627	8763
20120626	4746
20120625	97
20120624	928
20120623	6244
20120622	11374
20120621	4725
20120620	4947

Total	911237
20121231	5952
20121230	5452
20121229	5935
20121228	6557
20121227	6135
20121226	4717
20121225	3093
20121224	7820
20121223	6416
20121222	8030
20121221	11862
20121220	12091
20121219	11720
20121218	5083
20121217	10630
20121216	7794
20121215	9419
20121214	12752
20121213	12473
20121212	12005
20121211	11624
20121210	4062
20121209	7464
20121208	9792
20121207	13257
20121206	12362
20121205	11544
20121204	11285
20121203	10298
20121202	7611
20121201	9245
20121130	12576
20121129	12403
20121128	11923
20121127	11158
20121126	10405
20121125	7759
20121124	9021
20121123	12484
20121122	11921
20121121	11162
20121120	10998
20121119	10152
20121118	7349
20121117	8997
20121116	11666
20121115	11538
20121114	11006
20121113	10144

20121112	9714
20121111	7388
20121110	9176
20121109	11550
20121108	11137
20121107	10364
20121106	10251
20121105	9831
20121104	6999
20121103	8764
20121102	11915
20121101	11580
20121031	11376
20121030	10873
20121029	10186
20121028	7487
20121027	8988
20121026	11492
20121025	11291
20121024	10711
20121023	10572
20121022	9973
20121021	1
20121020	9227
20121019	11713
20121018	11081
20121017	10812
20121016	10606
20121015	10035
20121014	7398
20121013	8900
20121012	11013
20121011	10603
20121010	10637
20121009	10156
20121008	5963
20120927	4258
20120926	11105
20120925	10681
20120924	10083
20120923	7484
20120922	9200
20120921	11639
20120920	11501
20120919	10975
20120918	6436
20120917	970

Total	1904594
20121231	4570
20121230	4319
20121229	4551
20121228	5009
20121227	4746
20121226	4349
20121225	2862
20121224	5871
20121223	5557
20121222	6703
20121221	7408
20121220	7301
20121219	6886
20121218	2702
20121217	6308
20121216	6042
20121215	6979
20121214	6863
20121213	6783
20121212	6594
20121211	6231
20121210	2229
20121209	5964
20121208	7085
20121207	7124
20121206	6669
20121205	6384
20121204	6388
20121203	6000
20121202	5889
20121201	6696
20121130	6944
20121129	6509
20121128	6285
20121127	5823
20121126	5916
20121125	5772
20121124	6597
20121123	7158
20121122	3342
20121121	2944
20121120	5929
20121119	2638
20121118	361
20121117	6815
20121116	6792
20121115	6483
20121114	6303
20121113	6187

20121112	5925
20121111	5602
20121110	6847
20121109	6862
20121108	6203
20121107	5716
20121106	6068
20121105	5838
20121104	5807
20121103	6680
20121102	7054
20121101	6302
20121031	4544
20121029	4169
20121028	5514
20121027	6786
20121026	6669
20121025	6179
20121024	6281
20121023	5721
20121022	5433
20121021	5749
20121020	6722
20121019	6806
20121018	5728
20121017	6182
20121016	3551
20121015	36
20121012	199
20121010	3525
20121009	3092
20121004	3883
20121003	96
20121002	5451
20121001	4717
20120930	4695
20120929	5733
20120928	6242
20120927	6393
20120926	5941
20120925	5532
20120924	4482
20120923	140
20120922	6569
20120921	6814
20120920	6118
20120919	6102
20120918	5734
20120917	5672
20120916	5346

20120915	6564
20120914	6613
20120913	5972
20120912	6012
20120911	5818
20120910	5640
20120909	5668
20120908	6624
20120907	6373
20120906	5865
20120905	4800
20120904	3827
20120903	3459
20120820	408
20120818	82
20120817	1
20120814	38
20120810	1
20120809	54
20120807	38
20120726	1365
20120725	6126
20120724	5548
20120723	5560
20120722	5109
20120721	6148
20120720	6210
20120719	6022
20120718	5587
20120717	5406
20120716	5125
20120715	4711
20120714	5807
20120713	6054
20120712	5639
20120711	5795
20120710	5372
20120709	5383
20120708	5168
20120707	6257
20120706	6413
20120705	5998
20120704	6027
20120703	5658
20120702	5638
20120701	5179
20120630	6523
20120629	6463
20120628	6122
20120627	6005

20120626	5717
20120625	5555
20120624	5275
20120623	6490
20120622	6322
20120621	6114
20120620	6070
20120619	5777
20120618	5605
20120617	5184
20120616	6466
20120615	6511
20120614	5996
20120613	5898
20120612	5722
20120611	4806
20120610	5034
20120609	5930
20120608	6665
20120607	6175
20120606	5880
20120605	5326
20120604	5556
20120603	5351
20120602	6366
20120601	6576
20120531	6151
20120530	6090
20120529	5839
20120528	5726
20120527	5469
20120526	6404
20120525	6405
20120524	5969
20120523	6142
20120522	5953
20120521	5626
20120520	5396
20120519	6691
20120518	6787
20120517	6141
20120516	6185
20120515	6087
20120514	5849
20120513	5822
20120512	7070
20120511	7076
20120510	6471
20120509	6274
20120508	6101

20120507	6033
20120506	5774
20120505	7233
20120504	7021
20120503	6823
20120502	6445
20120501	6588
20120430	6427
20120429	6159
20120428	7135
20120427	7403
20120426	6969
20120425	5777
20120424	6721
20120423	6057
20120422	5741
20120421	7249
20120420	7312
20120419	6458
20120418	6592
20120417	6485
20120416	6358
20120415	5990
20120414	7352
20120413	7529
20120412	7115
20120411	7135
20120410	6592
20120409	5499
20120408	4990
20120407	6268
20120406	4526
20120405	7979
20120404	7200
20120403	6935
20120402	6781
20120401	6704
20120331	7795
20120330	7767
20120329	7078
20120328	6727
20120327	6666
20120326	6704
20120325	6170
20120324	7597
20120323	7650
20120322	7043
20120321	6944
20120320	6565
20120319	6524

20120318	6349
20120317	7224
20120316	7310
20120315	6992
20120314	6922
20120313	6680
20120312	5356
20120311	5693
20120310	6699
20120309	7495
20120308	7002
20120307	6817
20120306	6630
20120305	6544
20120304	5657
20120303	6671
20120302	6982
20120301	6178
20120229	6326
20120228	6250
20120227	6144
20120226	6002
20120225	7164
20120224	7605
20120223	7060
20120222	7057
20120221	6923
20120220	4289
20120218	6001
20120217	7178
20120216	6907
20120215	6959
20120214	6650
20120213	6438
20120212	5698
20120211	6726
20120210	7211
20120209	6588
20120208	6926
20120207	6740
20120206	6785
20120205	6067
20120204	6934
20120203	6670
20120202	6928
20120201	6714
20120131	6214
20120130	5673
20120129	5397
20120128	6006

20120127	6691
20120126	4966
20120125	6446
20120124	6511
20120123	6131
20120122	5499
20120121	6559
20120120	6877
20120119	6731
20120118	6360
20120117	6225
20120116	6000
20120115	5152
20120114	6137
20120113	7125
20120112	6312
20120111	6164
20120110	6095
20120109	5580
20120108	5114
20120107	5681
20120106	6233
20120105	5733
20120104	5484
20120103	5119
20120102	4202
20120101	3775

Total	3158681
20121231	5952
20121230	6102
20121229	6436
20121228	7438
20121227	7397
20121226	6536
20121225	5673
20121224	8515
20121223	8472
20121222	9755
20121221	11211
20121220	10329
20121219	9858
20121218	9684
20121217	9380
20121216	8344
20121215	8952
20121214	10683
20121213	9923
20121212	9911
20121211	9505
20121210	9252
20121209	8144
20121208	9291
20121207	3318
20121206	9882
20121205	9593
20121204	9445
20121203	9446
20121202	9087
20121201	8941
20121130	10504
20121129	9806
20121128	9242
20121127	9186
20121126	9335
20121125	8195
20121124	8612
20121123	10399
20121122	9404
20121121	9364
20121120	9052
20121119	9137
20121118	7796
20121117	8763
20121116	10425
20121115	9787
20121114	9482
20121113	9079

20121112	9071
20121111	7647
20121110	8490
20121109	9990
20121108	9330
20121107	8891
20121106	8988
20121105	9135
20121104	9066
20121103	8522
20121102	10133
20121101	9331
20121031	9278
20121030	8809
20121029	9039
20121028	7878
20121027	8861
20121026	10393
20121025	9394
20121024	9219
20121023	8931
20121022	8946
20121021	8464
20121020	9454
20121019	10315
20121018	9135
20121017	9087
20121016	8966
20121015	8847
20121014	7103
20121013	7866
20121012	9538
20121011	8702
20121010	8680
20121009	8663
20121008	6165
20121007	7899
20121006	7488
20121005	10061
20121004	9296
20121003	8923
20121002	8833
20121001	7082
20120930	7494
20120929	8535
20120928	10552
20120927	9816
20120926	9366
20120925	9210
20120924	8944

20120923	7501
20120922	8672
20120921	10052
20120920	9360
20120919	9141
20120918	8721
20120917	8771
20120916	7605
20120915	8341
20120914	9901
20120913	9027
20120912	8854
20120911	8801
20120910	8742
20120909	7782
20120908	7917
20120907	9597
20120906	8847
20120905	8928
20120904	8788
20120903	8673
20120902	8615
20120901	8461
20120831	9809
20120830	9037
20120829	8807
20120828	8796
20120827	8680
20120826	7302
20120825	8413
20120824	9646
20120823	9108
20120822	8961
20120821	8808
20120820	8667
20120819	7542
20120818	8428
20120817	9609
20120816	8984
20120815	8868
20120814	8836
20120813	8431
20120812	7121
20120811	8175
20120810	9556
20120809	9097
20120808	8756
20120807	8733
20120806	8530
20120805	8291

20120804	8302
20120803	9900
20120802	9071
20120801	8724
20120731	8743
20120730	8610
20120729	7227
20120728	8282
20120727	9532
20120726	8836
20120725	8641
20120724	8697
20120723	8429
20120722	6946
20120721	7690
20120720	9284
20120719	8549
20120718	8424
20120717	8149
20120716	8051
20120715	7012
20120714	7788
20120713	9302
20120712	8767
20120711	8626
20120710	8398
20120709	8655
20120708	7394
20120707	8131
20120706	9757
20120705	8977
20120704	8720
20120703	8663
20120702	8539
20120627	203
20120626	10
20120620	8583
20120619	8582
20120618	8522
20120617	6674
20120616	7883
20120615	9605
20120614	9213
20120613	8642
20120612	8732
20120611	7127
20120610	6750
20120609	8314
20120608	10674
20120607	9188

20120606	8804
20120605	8550
20120604	8475
20120603	7451
20120602	8165
20120601	9461
20120531	9050
20120530	8821
20120529	8868
20120528	8761
20120527	7428
20120526	8390
20120525	9665
20120524	9042
20120523	9106
20120522	8843
20120521	8799
20120520	7368
20120519	8713
20120518	9930
20120517	9233
20120516	8943
20120515	8889
20120514	9356
20120513	8000
20120512	9055
20120511	10213
20120510	9432
20120509	8994
20120508	9120
20120507	8607
20120506	8732
20120505	9087
20120504	10283
20120503	9660
20120502	9182
20120501	9298
20120430	9198
20120429	7912
20120428	8655
20120427	9960
20120426	9105
20120425	6199
20120424	9312
20120423	8714
20120422	7420
20120421	8858
20120420	10250
20120419	9385
20120418	9271

20120417	9228
20120416	9148
20120415	8514
20120414	9509
20120413	10577
20120412	9982
20120411	9667
20120410	10292
20120409	8129
20120408	7062
20120407	7670
20120406	8184
20120405	11989
20120404	10150
20120403	9860
20120402	9708
20120401	9298
20120331	9825
20120330	10817
20120329	10134
20120328	9716
20120327	9598
20120326	9798
20120325	8552
20120324	9324
20120323	10633
20120322	9981
20120321	9673
20120320	9602
20120319	9459
20120318	8699
20120317	9594
20120316	10783
20120315	9922
20120314	9857
20120313	9695
20120312	7402
20120311	7552
20120310	8780
20120309	10886
20120308	9804
20120307	9541
20120306	9391
20120305	9496
20120304	7223
20120303	7739
20120302	9622
20120301	9132
20120229	9257
20120228	9335

20120227	9575
20120226	8720
20120225	9879
20120224	11184
20120223	10025
20120222	9454
20120221	9657
20120220	9453
20120219	8092
20120218	9049
20120217	10566
20120216	9719
20120215	9783
20120214	9564
20120213	9487
20120212	8833
20120211	9730
20120210	8202
20120209	9848
20120208	9893
20120207	9927
20120206	9477
20120205	9220
20120204	8863
20120203	10024
20120202	9341
20120201	9355
20120131	9253
20120130	9045
20120129	8148
20120128	8470
20120127	9170
20120126	7149
20120125	10328
20120124	9518
20120123	9170
20120122	7656
20120121	8584
20120120	9965
20120119	9547
20120118	9372
20120117	9182
20120116	9025
20120115	7375
20120114	8331
20120113	9902
20120112	9133
20120111	8784
20120110	8807
20120109	8858

20120108	8037
20120107	8430
20120106	9077
20120105	8513
20120104	7958
20120103	7688
20120102	6575
20120101	5454

Total	2600751
20121231	6347
20121230	6188
20121229	6737
20121228	7521
20121227	7514
20121226	6404
20121225	4957
20121224	7470
20121223	7171
20121222	8275
20121221	9836
20121220	9566
20121219	9447
20121218	9044
20121217	8752
20121216	7751
20121215	8574
20121214	6035
20121213	9546
20121212	9263
20121211	8903
20121210	8921
20121209	7339
20121208	8859
20121207	9775
20121206	9455
20121205	9098
20121204	9033
20121203	8868
20121202	8482
20121201	8483
20121130	9869
20121129	9441
20121128	8920
20121127	8685
20121126	8827
20121125	7394
20121124	8351
20121123	10297
20121122	9179
20121121	8788
20121120	8615
20121119	8767
20121118	7538
20121117	8334
20121116	2866
20121115	6624
20121114	6467
20121113	6013

20121112	5960
20121111	6138
20121110	6786
20121109	7970
20121108	6257
20121107	8434
20121106	8342
20121105	8756
20121104	8556
20121103	8266
20121102	9680
20121101	8897
20121031	8863
20121030	8476
20121029	8722
20121028	7442
20121027	8312
20121026	9675
20121025	9104
20121024	8678
20121023	8499
20121022	8473
20121021	7771
20121020	8727
20121019	9904
20121018	8865
20121017	8690
20121016	8370
20121015	8524
20121014	7007
20121013	7339
20121012	9061
20121011	8246
20121010	8280
20121009	8477
20121008	6952
20121007	7134
20121006	6823
20121005	9011
20121004	8696
20121003	8403
20121002	8451
20121001	7129
20120930	6972
20120929	7427
20120928	9564
20120927	9191
20120926	8893
20120925	8888
20120924	8768

20120923	7449
20120922	8490
20120921	9589
20120920	8803
20120919	8688
20120918	8271
20120917	8390
20120916	7421
20120915	8051
20120914	9313
20120913	8609
20120912	8432
20120911	8243
20120910	8227
20120909	7438
20120908	7785
20120907	9130
20120906	8552
20120905	8388
20120904	8256
20120903	8264
20120902	8071
20120901	8014
20120831	9245
20120830	8551
20120829	8021
20120828	8265
20120827	8212
20120826	6828
20120825	7892
20120824	9290
20120823	8627
20120822	8437
20120821	8447
20120820	8366
20120819	7240
20120818	8069
20120817	9186
20120816	8701
20120815	8437
20120814	8333
20120813	8159
20120812	6990
20120811	7912
20120810	9254
20120809	8560
20120808	8431
20120807	8374
20120806	8137
20120805	7719

20120804	8243
20120803	9176
20120802	8612
20120801	8255
20120731	8378
20120730	8231
20120729	6874
20120728	7993
20120727	8994
20120726	8436
20120725	8295
20120724	8178
20120723	8149
20120722	6842
20120721	7415
20120720	8911
20120719	8378
20120718	8166
20120717	7953
20120716	7710
20120715	6684
20120714	7332
20120713	8919
20120712	8265
20120711	8151
20120710	8168
20120709	8084
20120708	6921
20120707	7635
20120706	9247
20120705	8534
20120704	8557
20120703	8399
20120702	8350
20120701	7611
20120630	8129
20120629	9158
20120628	8658
20120627	8011
20120626	8255
20120625	8233
20120624	6855
20120623	8249
20120622	8998
20120621	8512
20120620	8374
20120619	8270
20120618	8093
20120617	6566
20120616	7681

20120615	8652
20120614	3513
20120606	5074
20120605	8053
20120604	8108
20120603	6995
20120602	7925
20120601	8999
20120531	8477
20120530	8498
20120529	8446
20120528	8367
20120527	7070
20120526	8133
20120525	9055
20120524	8425
20120523	8017
20120522	8389
20120521	8261
20120520	7133
20120519	8073
20120518	9256
20120517	8739
20120516	8533
20120515	8438
20120514	8393
20120513	7655
20120512	8899
20120511	9483
20120510	8847
20120509	8712
20120508	8558
20120507	8553
20120506	8084
20120505	8730
20120504	9820
20120503	9408
20120502	8681
20120501	8803
20120430	9205
20120429	8061
20120428	8766
20120427	10009
20120426	9393
20120425	6317
20120424	9401
20120423	9002
20120422	7754
20120421	8817
20120420	10019

20120419	9312
20120418	9288
20120417	9245
20120416	9085
20120415	8342
20120414	9651
20120413	10463
20120412	9997
20120411	9650
20120410	10108
20120409	9064
20120408	7190
20120407	7606
20120406	7139
20120405	11342
20120404	9997
20120403	9547
20120402	9686
20120401	9370
20120331	10115
20120330	10648
20120329	9201
20120328	8700
20120327	9524
20120326	9722
20120325	8269
20120324	9472
20120323	10703
20120322	9758
20120321	9593
20120320	9482
20120319	9563
20120318	8650
20120317	9704
20120316	10554
20120315	9849
20120314	9645
20120313	9461
20120312	7606
20120311	7380
20120310	8700
20120309	10653
20120308	9621
20120307	9167
20120306	9191
20120305	9076
20120304	6933
20120303	7829
20120302	9797
20120301	8354

20120229	9030
20120228	8872
20120227	8937
20120226	8392
20120225	9693
20120224	10826
20120223	9411
20120222	9833
20120221	9246
20120220	2632
20120121	138
20120120	657

Total	3779346
20121231	8049
20121230	7202
20121229	7926
20121228	8763
20121227	8857
20121226	7737
20121225	6075
20121224	9028
20121223	8366
20121222	10624
20121221	12640
20121220	12218
20121219	12042
20121218	11540
20121217	11105
20121216	9838
20121215	11369
20121214	13448
20121213	12355
20121212	12187
20121211	11572
20121210	6357
20121209	9269
20121208	11318
20121207	13564
20121206	12401
20121205	11724
20121204	11505
20121203	11292
20121202	9853
20121201	11041
20121130	12932
20121129	12183
20121128	11519
20121127	11071
20121126	10885
20121125	8921
20121124	10944
20121123	13071
20121122	11832
20121121	11493
20121120	11030
20121119	10761
20121118	9189
20121117	10524
20121116	12835
20121115	11781
20121114	11667
20121113	11124

20121112	11046
20121111	8996
20121110	10427
20121109	12442
20121108	11265
20121107	10560
20121106	11239
20121105	10938
20121104	9601
20121103	10688
20121102	12679
20121101	11407
20121031	11434
20121030	10902
20121029	10823
20121028	9255
20121027	10970
20121026	13127
20121025	11563
20121024	11087
20121023	10964
20121022	10649
20121021	9403
20121020	10973
20121019	12752
20121018	11399
20121017	11049
20121016	10779
20121015	10365
20121014	8591
20121013	9757
20121012	11726
20121011	10336
20121010	10633
20121009	10528
20121008	7509
20121007	8421
20121006	9121
20121005	11863
20121004	11145
20121003	10880
20121002	10852
20121001	8780
20120930	9177
20120929	10382
20120928	11844
20120927	11912
20120926	11695
20120925	11241
20120924	11067

20120923	9220
20120922	11211
20120921	12612
20120920	11348
20120919	11069
20120918	10711
20120917	10637
20120916	8794
20120915	10596
20120914	12348
20120913	10965
20120912	10915
20120911	10796
20120910	10332
20120909	8863
20120908	10214
20120907	11753
20120906	11069
20120905	10942
20120904	10529
20120903	10489
20120902	8996
20120901	10303
20120831	12197
20120830	11071
20120829	10546
20120828	10592
20120827	10363
20120826	8286
20120825	10311
20120824	11842
20120823	10573
20120822	10883
20120821	10819
20120820	10553
20120819	8530
20120818	9945
20120817	11526
20120816	11032
20120815	10734
20120814	10875
20120813	10357
20120812	8343
20120811	10420
20120810	12083
20120809	11347
20120808	10789
20120807	10722
20120806	10253
20120805	8603

20120804	10436
20120803	11791
20120802	11017
20120801	10831
20120731	10525
20120730	10298
20120729	8075
20120728	10314
20120727	11858
20120726	11031
20120725	10643
20120724	10589
20120723	10134
20120722	7923
20120721	9634
20120720	11281
20120719	10462
20120718	10179
20120717	10114
20120716	9668
20120715	7815
20120714	9241
20120713	11281
20120712	10469
20120711	10496
20120710	9917
20120709	10239
20120708	8409
20120707	10195
20120706	11991
20120705	10864
20120704	10733
20120703	10902
20120702	10732
20120701	8565
20120630	10433
20120629	11888
20120628	11085
20120627	10772
20120626	10639
20120625	10355
20120624	8079
20120623	10665
20120622	11597
20120621	11120
20120620	10607
20120619	10555
20120618	10381
20120617	7905
20120616	9890

20120615	11531
20120614	10850
20120613	10675
20120612	10647
20120611	7659
20120610	8135
20120609	9987
20120608	12440
20120607	11395
20120606	10492
20120605	9929
20120604	10170
20120603	7952
20120602	9500
20120601	11658
20120531	11095
20120530	10861
20120529	10879
20120528	10319
20120527	8044
20120526	10278
20120525	11718
20120524	10748
20120523	10829
20120522	10668
20120521	10317
20120520	8345
20120519	10416
20120518	11744
20120517	10947
20120516	10579
20120515	10669
20120514	10569
20120513	9102
20120512	11345
20120511	12152
20120510	11221
20120509	11008
20120508	10878
20120507	10178
20120506	8871
20120505	10922
20120504	12281
20120503	11444
20120502	10738
20120501	10966
20120430	10428
20120429	8355
20120428	10004
20120427	12000

20120426	10679
20120425	7324
20120424	10419
20120423	9896
20120422	7487
20120421	9940
20120420	11571
20120419	10647
20120418	10464
20120417	10521
20120416	10351
20120415	8898
20120414	10840
20120413	12096
20120412	11557
20120411	11149
20120410	11286
20120409	8396
20120408	7767
20120407	8583
20120406	8560
20120405	13108
20120404	11567
20120403	11217
20120402	10932
20120401	9294
20120331	11199
20120330	12416
20120329	11465
20120328	10647
20120327	10948
20120326	10865
20120325	9009
20120324	10913
20120323	12477
20120322	11596
20120321	11109
20120320	11078
20120319	10732
20120318	9078
20120317	11804
20120316	12536
20120315	11640
20120314	11364
20120313	10917
20120312	7706
20120311	9217
20120310	10483
20120309	13146
20120308	11130

20120307	10698
20120306	10621
20120305	10869
20120304	7683
20120303	8124
20120302	12141
20120301	10241
20120229	2571
20120224	4097
20120223	11672
20120222	11191
20120221	10955
20120220	10603
20120219	8836
20120218	10051
20120217	11897
20120216	11372
20120215	11151
20120214	10870
20120213	10630
20120212	8721
20120211	11014
20120210	12271
20120209	10921
20120208	11002
20120207	10713
20120206	10529
20120205	8925
20120204	10188
20120203	11036
20120202	10693
20120201	10530
20120131	10486
20120130	9808
20120129	8395
20120128	9461
20120127	10549
20120126	8228
20120125	11773
20120124	10462
20120123	10318
20120122	8235
20120121	9737
20120120	11292
20120119	10862
20120118	10579
20120117	10422
20120116	10137
20120115	7844
20120114	9364

20120113	11207
20120112	10504
20120111	10010
20120110	9893
20120109	9664
20120108	8038
20120107	10534
20120106	11611
20120105	10560
20120104	9368
20120103	8595
20120102	6806
20120101	5627

Total	4122344
20121231	9042
20121230	8412
20121229	8811
20121228	9774
20121227	9848
20121226	8462
20121225	7035
20121224	10618
20121223	9732
20121222	11182
20121221	13400
20121220	12984
20121219	12680
20121218	12233
20121217	12080
20121216	9849
20121215	11430
20121214	13343
20121213	12829
20121212	12532
20121211	2993
20121210	11891
20121209	9895
20121208	11561
20121207	13353
20121206	12741
20121205	12441
20121204	12273
20121203	12122
20121202	10042
20121201	11516
20121130	13333
20121129	12491
20121128	12196
20121127	11880
20121126	11618
20121125	9827
20121124	11146
20121123	12971
20121122	12437
20121121	12226
20121120	11614
20121119	11596
20121118	9584
20121117	11092
20121116	12912
20121115	12273
20121114	12107
20121113	11867

20121112	11684
20121111	9557
20121110	11125
20121109	12912
20121108	12229
20121107	12025
20121106	11238
20121105	11584
20121104	9860
20121103	10911
20121102	12850
20121101	12158
20121031	12195
20121030	11934
20121029	11715
20121028	10037
20121027	11107
20121026	12906
20121025	12226
20121024	12044
20121023	11599
20121022	11681
20121021	9384
20121020	10907
20121019	12978
20121018	12252
20121017	12160
20121016	11661
20121015	11562
20121014	9708
20121013	10456
20121012	12505
20121011	11914
20121010	11646
20121009	11497
20121008	9138
20121007	8633
20121006	10252
20121005	12522
20121004	12092
20121003	11743
20121002	11579
20121001	9307
20120930	9198
20120929	10458
20120928	13092
20120927	12331
20120926	12075
20120925	11685
20120924	11595

20120923	9931
20120922	10963
20120921	12871
20120920	12021
20120919	11907
20120918	11457
20120917	11479
20120916	10328
20120915	11252
20120914	12607
20120913	11976
20120912	11809
20120911	11635
20120910	11687
20120909	10837
20120908	11221
20120907	12697
20120906	11914
20120905	11863
20120904	11529
20120903	11462
20120902	10987
20120901	11235
20120831	12792
20120830	11890
20120829	11698
20120828	11563
20120827	11548
20120826	11067
20120825	11448
20120824	12716
20120823	12126
20120822	11500
20120821	11639
20120820	11899
20120819	11213
20120818	11203
20120817	13075
20120816	11410
20120815	11780
20120814	11523
20120813	11586
20120812	10808
20120811	11468
20120810	7371
20120809	11725
20120808	11680
20120807	11403
20120806	11669
20120805	10544

20120804	11152
20120803	7477
20120802	4946
20120801	11754
20120731	11534
20120730	11625
20120729	10819
20120728	11101
20120727	12772
20120726	12020
20120725	11789
20120724	11559
20120723	11540
20120722	10675
20120721	10860
20120720	12733
20120719	12032
20120718	11625
20120717	11576
20120716	11318
20120715	10253
20120714	10741
20120713	12900
20120712	11964
20120711	11811
20120710	11533
20120709	11657
20120708	10429
20120707	11387
20120706	13042
20120705	11955
20120704	11851
20120703	11399
20120702	11596
20120701	10297
20120630	11247
20120629	12781
20120628	11976
20120627	11592
20120626	11433
20120625	11503
20120624	10077
20120623	11019
20120622	12669
20120621	12071
20120620	11652
20120619	11421
20120618	11446
20120617	9621
20120616	10761

20120615	12297
20120614	11886
20120613	11466
20120612	11636
20120611	9847
20120610	9112
20120609	10371
20120608	12481
20120607	12030
20120606	11441
20120605	11457
20120604	11309
20120603	8950
20120602	10637
20120601	12203
20120531	12019
20120530	11712
20120529	11502
20120528	11332
20120527	9044
20120526	10681
20120525	12201
20120524	11864
20120523	11671
20120522	11402
20120521	11178
20120520	9242
20120519	10920
20120518	12415
20120517	11972
20120516	11771
20120515	11469
20120514	11263
20120513	9325
20120512	11159
20120511	12483
20120510	12078
20120509	11603
20120508	11576
20120507	11392
20120506	9492
20120505	10940
20120504	12707
20120503	11723
20120502	11918
20120501	11484
20120430	11467
20120429	9568
20120428	10901
20120427	12405

20120426	11851
20120425	8544
20120424	11887
20120423	11563
20120422	9368
20120421	10665
20120420	12304
20120419	12045
20120418	11707
20120417	11443
20120416	11448
20120415	9529
20120414	11237
20120413	12471
20120412	12213
20120411	11689
20120410	11991
20120409	9442
20120408	8358
20120407	9440
20120406	7836
20120405	12892
20120404	12254
20120403	11521
20120402	11536
20120401	9851
20120331	11501
20120330	12725
20120329	12319
20120328	12246
20120327	11724
20120326	11640
20120325	9692
20120324	11286
20120323	12617
20120322	11843
20120321	11311
20120320	11790
20120319	11218
20120318	9299
20120317	11565
20120316	12385
20120315	11441
20120314	12046
20120313	11691
20120312	9337
20120311	8944
20120310	10731
20120309	12670
20120308	11733

20120307	11023
20120306	11124
20120305	11147
20120304	8311
20120303	10006
20120302	12162
20120301	10478
20120229	11400
20120228	11033
20120227	11432
20120226	9463
20120225	10938
20120224	12677
20120223	11799
20120222	11924
20120221	11636
20120220	11447
20120219	9517
20120218	11141
20120217	12823
20120216	11891
20120215	11923
20120214	11992
20120213	11734
20120212	9705
20120211	11158
20120210	12856
20120209	12328
20120208	11791
20120207	11663
20120206	11582
20120205	9433
20120204	11004
20120203	12815
20120202	11952
20120201	11891
20120131	11577
20120130	11035
20120129	9500
20120128	10110
20120127	11616
20120126	8699
20120125	12257
20120124	11590
20120123	11209
20120122	9383
20120121	10553
20120120	12515
20120119	12058
20120118	11648

20120117	11486
20120116	11299
20120115	8991
20120114	10267
20120113	12261
20120112	11826
20120111	11725
20120110	11697
20120109	11285
20120108	8813
20120107	10055
20120106	11765
20120105	11066
20120104	10621
20120103	10293
20120102	8356
20120101	6564

Total	3801169
20121231	8302
20121230	7853
20121229	8340
20121228	9158
20121227	9452
20121226	7922
20121225	6424
20121224	9700
20121223	9530
20121222	10737
20121221	12379
20121220	11762
20121219	11532
20121218	11217
20121217	10905
20121216	9580
20121215	10653
20121214	12196
20121213	11610
20121212	11294
20121211	1183
20121210	10658
20121209	9576
20121208	10895
20121207	12048
20121206	11408
20121205	11040
20121204	10874
20121203	10837
20121202	9482
20121201	10550
20121130	11838
20121129	11281
20121128	11018
20121127	11151
20121126	10387
20121125	9654
20121124	10681
20121123	11913
20121122	10928
20121121	10928
20121120	10636
20121119	10429
20121118	9052
20121117	10482
20121116	11795
20121115	11138
20121114	10865
20121113	10952

20121112	10419
20121111	9279
20121110	10182
20121109	11425
20121108	10677
20121107	10807
20121106	10507
20121105	10233
20121104	9269
20121103	10130
20121102	11530
20121101	11027
20121031	11007
20121030	10631
20121029	10377
20121028	9731
20121027	10508
20121026	11549
20121025	11224
20121024	10944
20121023	10476
20121022	10352
20121021	9140
20121020	10172
20121019	11424
20121018	10978
20121017	10918
20121016	10502
20121015	10254
20121014	9090
20121013	9826
20121012	10861
20121011	11227
20121010	10563
20121009	10338
20121008	8838
20121007	8232
20121006	9245
20121005	11053
20121004	10703
20121003	10591
20121002	10472
20121001	8506
20120930	8488
20120929	10032
20120928	12488
20120927	11228
20120926	10922
20120925	10759
20120924	10641

20120923	9481
20120922	10699
20120921	11896
20120920	10936
20120919	10745
20120918	10792
20120917	10375
20120916	9442
20120915	10542
20120914	12065
20120913	11186
20120912	10722
20120911	10725
20120910	10379
20120909	9571
20120908	10582
20120907	12371
20120906	11170
20120905	10944
20120904	10434
20120903	10509
20120902	5350
20120901	10793
20120831	12588
20120830	11101
20120829	10986
20120828	10668
20120827	10592
20120826	9988
20120825	10995
20120824	12635
20120823	11501
20120822	10785
20120821	10795
20120820	10505
20120819	10401
20120818	10828
20120817	13028
20120816	11437
20120815	10889
20120814	10701
20120813	10504
20120812	10012
20120811	10543
20120810	12190
20120809	11197
20120808	10752
20120807	10665
20120806	10408
20120805	9598

20120804	10745
20120803	12495
20120802	11251
20120801	10759
20120731	10590
20120730	10407
20120729	9620
20120728	10596
20120727	12424
20120726	11088
20120725	10890
20120724	10523
20120723	10324
20120722	9514
20120721	10589
20120720	12157
20120719	11081
20120718	10532
20120717	10194
20120716	10265
20120715	9576
20120714	10190
20120713	11904
20120712	11079
20120711	10690
20120710	10701
20120709	10227
20120708	10066
20120707	10915
20120706	12189
20120705	10942
20120704	10758
20120703	10540
20120702	10532
20120701	9799
20120630	10906
20120629	12028
20120628	11095
20120627	10796
20120626	10666
20120625	10473
20120624	9349
20120623	10625
20120622	11988
20120621	11052
20120620	10618
20120619	10693
20120618	10290
20120617	8778
20120616	10072

20120615	11535
20120614	10770
20120613	10563
20120612	10485
20120611	8039
20120610	8828
20120609	10690
20120608	10717
20120607	11055
20120606	10524
20120605	10498
20120604	10029
20120603	8537
20120602	10328
20120601	11062
20120531	10855
20120530	10723
20120529	10304
20120528	10280
20120527	8816
20120526	9841
20120525	11078
20120524	11130
20120523	10390
20120522	10449
20120521	10186
20120520	9007
20120519	9983
20120518	11364
20120517	10872
20120516	10500
20120515	10537
20120514	10065
20120513	8869
20120512	10149
20120511	10994
20120510	10364
20120509	10537
20120508	10579
20120507	10239
20120506	8894
20120505	10196
20120504	11085
20120503	10760
20120502	10844
20120501	10425
20120430	10179
20120429	9107
20120428	9926
20120427	11116

20120426	10739
20120425	7962
20120424	10671
20120423	10266
20120422	8737
20120421	10030
20120420	11180
20120419	10585
20120418	10602
20120417	10253
20120416	10325
20120415	8988
20120414	10392
20120413	11212
20120412	10523
20120411	10121
20120410	9960
20120409	8160
20120408	7660
20120407	8509
20120406	8618
20120405	11395
20120404	10397
20120403	10080
20120402	9953
20120401	8990
20120331	10097
20120330	10952
20120329	10640
20120328	10212
20120327	10205
20120326	10039
20120325	8983
20120324	9905
20120323	10790
20120322	11089
20120321	11111
20120320	10767
20120319	10428
20120318	9020
20120317	10917
20120316	11583
20120315	11164
20120314	10902
20120313	10822
20120312	9208
20120311	8813
20120310	10012
20120309	11230
20120308	11010

20120307	10801
20120306	10672
20120305	10575
20120304	7729
20120303	9719
20120302	10735
20120301	11628
20120229	10821
20120228	11223
20120227	10535
20120226	9124
20120225	10311
20120224	11717
20120223	11167
20120222	10946
20120221	10686
20120220	10667
20120219	9259
20120218	10363
20120217	11388
20120216	11089
20120215	10750
20120214	10632
20120213	10342
20120212	9273
20120211	10397
20120210	11639
20120209	11098
20120208	10731
20120207	10742
20120206	10716
20120205	9024
20120204	9983
20120203	11937
20120202	10935
20120201	10492
20120131	10461
20120130	10144
20120129	9013
20120128	9254
20120127	10563
20120126	8540
20120125	11195
20120124	10611
20120123	10096
20120122	8812
20120121	9735
20120120	11069
20120119	10511
20120118	10487

20120117	10219
20120116	10086
20120115	8677
20120114	9564
20120113	10887
20120112	10553
20120111	10628
20120110	10218
20120109	9942
20120108	8463
20120107	9538
20120106	10380
20120105	10051
20120104	9535
20120103	9402
20120102	8121
20120101	6476

Total	2310741
20121231	5141
20121230	5900
20121229	6139
20121228	6289
20121227	6504
20121226	6098
20121225	4672
20121224	6393
20121223	6321
20121222	7480
20121221	6698
20121219	67
20121218	6479
20121217	6297
20121216	6628
20121215	7144
20121214	8374
20121213	6688
20121212	6931
20121211	663
20121210	6116
20121209	6427
20121208	7286
20121207	8423
20121206	6833
20121205	6477
20121204	6259
20121203	6120
20121202	6461
20121201	7121
20121130	8479
20121129	6890
20121128	6547
20121127	6330
20121126	6193
20121125	6922
20121124	7472
20121123	8327
20121122	6726
20121121	6540
20121120	6055
20121119	6021
20121118	6400
20121117	6998
20121116	8299
20121115	6624
20121114	6467
20121113	6013
20121112	5960

20121111	6138
20121110	6786
20121109	7970
20121108	6257
20121107	5854
20121106	5643
20121105	5768
20121104	6196
20121103	6644
20121102	8052
20121101	6489
20121031	6197
20121030	5858
20121029	5910
20121028	6648
20121027	7191
20121026	8365
20121025	6473
20121024	6168
20121023	5859
20121022	5985
20121021	6096
20121020	6978
20121019	8191
20121018	6192
20121017	6189
20121016	5760
20121015	5704
20121014	6352
20121013	6579
20121012	7373
20121011	6174
20121010	6285
20121009	6145
20121008	4560
20121007	7074
20121006	7418
20121005	8841
20121004	7031
20121003	6845
20121002	6644
20121001	8277
20120930	8675
20120929	8884
20120928	9232
20120927	7414
20120926	6763
20120925	6439
20120924	6473
20120923	7033

20120922	7342
20120921	8380
20120920	7054
20120919	6308
20120918	5867
20120917	5816
20120916	6776
20120915	7168
20120914	8030
20120913	6426
20120912	5991
20120911	5228
20120910	5875
20120909	7212
20120908	6212
20120907	7860
20120906	6199
20120905	6013
20120904	5716
20120903	6306
20120902	6029
20120901	6731
20120831	7947
20120830	6107
20120829	5820
20120828	5552
20120827	5455
20120826	5974
20120825	6743
20120824	7966
20120823	6210
20120822	6015
20120821	5719
20120820	5660
20120819	6021
20120818	6263
20120817	7599
20120816	6108
20120815	5917
20120814	5579
20120813	5567
20120812	5705
20120811	6817
20120810	7757
20120809	6150
20120808	5735
20120807	5415
20120806	5612
20120805	5860
20120804	6023

20120803	7354
20120802	5961
20120801	5657
20120731	5495
20120730	5395
20120729	5878
20120728	6191
20120727	7506
20120726	6021
20120725	5771
20120724	5480
20120723	5380
20120722	5572
20120721	6170
20120720	7270
20120719	5968
20120718	5799
20120717	5539
20120716	5482
20120715	6047
20120714	6687
20120713	7891
20120712	6350
20120711	6328
20120710	5824
20120709	5870
20120708	6813
20120707	6753
20120706	7646
20120705	6088
20120704	5960
20120703	5839
20120702	5967
20120701	5797
20120630	6204
20120629	7326
20120628	5998
20120627	5766
20120626	5620
20120625	5545
20120624	5483
20120623	6229
20120622	7433
20120621	5965
20120620	5931
20120619	5697
20120618	5474
20120617	5133
20120616	5570
20120615	7053

20120614	8565
20120613	5779
20120612	5443
20120611	6040
20120610	6021
20120609	7181
20120608	8141
20120607	6081
20120606	5552
20120605	5057
20120604	5166
20120603	5071
20120602	5907
20120601	7169
20120531	5880
20120530	5415
20120529	5467
20120528	5273
20120527	5499
20120526	6081
20120525	7239
20120524	6048
20120523	5630
20120522	5491
20120521	5341
20120520	5612
20120519	6183
20120518	7515
20120517	5856
20120516	5662
20120515	5489
20120514	6152
20120513	6226
20120512	6714
20120511	7937
20120510	6075
20120509	5999
20120508	5717
20120507	5486
20120506	6564
20120505	6648
20120504	7965
20120503	6075
20120502	5785
20120501	5645
20120430	5617
20120429	5951
20120428	6589
20120427	7559
20120426	5993

20120425	4431
20120424	6284
20120423	5710
20120422	5563
20120421	6637
20120420	7872
20120419	6345
20120418	6089
20120417	6055
20120416	6298
20120415	6856
20120414	6946
20120413	7963
20120412	6582
20120411	6498
20120410	6864
20120409	6618
20120408	6588
20120407	6705
20120406	7456
20120405	8985
20120404	6901
20120403	6342
20120402	6246
20120401	6467
20120331	7135
20120330	8068
20120329	6684
20120328	6286
20120327	6380
20120326	6089
20120325	6545
20120324	7384
20120323	8316
20120322	6640
20120321	6499
20120320	6172
20120319	5995
20120318	6697
20120317	6815
20120316	8030
20120315	6627
20120314	4287
20120308	3383
20120307	6254
20120306	6000
20120305	5869
20120304	6759
20120303	5930
20120302	7514

20120301	6360
20120229	5892
20120228	6034
20120227	6292
20120226	7718
20120225	9215
20120224	9619
20120223	7193
20120222	6529
20120221	6340
20120220	6173
20120219	6001
20120218	6615
20120217	8243
20120216	6715
20120215	6587
20120214	6292
20120213	6121
20120212	6191
20120211	6574
20120210	7943
20120209	6593
20120208	6148
20120207	6108
20120206	5891
20120205	5848
20120204	6674
20120203	7737
20120202	6247
20120201	6120
20120131	5930
20120130	5681
20120129	6059
20120128	6756
20120127	7358
20120126	5858
20120125	8097
20120124	6279
20120123	6165
20120122	5885
20120121	6695
20120120	7917
20120119	6445
20120118	6392
20120117	5977
20120116	5921
20120115	5387
20120114	6298
20120113	7690
20120112	6356

20120111	6010
20120110	5628
20120109	5762
20120108	7610
20120107	8742
20120106	7844
20120105	6610
20120104	5779
20120103	5438
20120102	5077
20120101	4097

Total	2715648
20121231	6311
20121230	6821
20121229	7203
20121228	7962
20121227	8302
20121226	7006
20121225	5188
20121224	7304
20121223	7407
20121222	7916
20121221	9061
20121220	5698
20121210	629
20121209	2621
20121208	2317
20121207	2946
20121206	2434
20121205	2333
20121204	1968
20121203	2307
20121202	2199
20121201	1759
20121130	2353
20121129	2140
20121128	2213
20121127	2162
20121126	2422
20121125	2404
20121124	1958
20121123	2490
20121122	2002
20121121	2067
20121120	2024
20121119	2319
20121118	2304
20121117	1696
20121116	2344
20121115	2019
20121114	2188
20121113	2070
20121112	2252
20121111	2161
20121110	1764
20121109	2208
20121108	1909
20121107	1894
20121106	1902
20121105	2205
20121104	2223

20121103	1730
20121102	2234
20121101	2013
20121031	2049
20121030	2076
20121029	2242
20121028	2503
20121027	1984
20121026	2446
20121025	2194
20121024	2001
20121023	2059
20121022	4464
20121021	2049
20121020	1804
20121019	2399
20121018	1948
20121017	1962
20121016	1983
20121015	2179
20121014	1990
20121013	1932
20121012	124
20121011	5503
20121010	8515
20121009	9680
20121008	10218
20121007	8056
20121006	8435
20121005	10571
20121004	8833
20121003	9118
20121002	9766
20121001	11762
20120930	11173
20120929	10948
20120928	10846
20120927	9675
20120926	9441
20120925	9263
20120924	9985
20120923	10575
20120922	10192
20120921	10178
20120920	10158
20120919	8642
20120918	8328
20120917	9218
20120916	10257
20120915	8832

20120914	9647
20120913	8309
20120912	8305
20120911	7902
20120910	8695
20120909	10108
20120908	8096
20120907	9587
20120906	8423
20120905	8086
20120904	8089
20120903	9556
20120902	9680
20120901	8336
20120831	9616
20120830	8308
20120829	8096
20120828	8109
20120827	8624
20120826	9031
20120825	8048
20120824	10019
20120823	8238
20120822	8183
20120821	8358
20120820	8729
20120819	8971
20120818	7763
20120817	9326
20120816	8391
20120815	8365
20120814	8142
20120813	9045
20120812	9419
20120811	7977
20120810	9318
20120809	8341
20120808	8062
20120807	7937
20120806	8391
20120805	8839
20120804	7993
20120803	9048
20120802	8453
20120801	7953
20120731	7984
20120730	8600
20120729	8557
20120728	7920
20120727	9570

20120726	8358
20120725	7979
20120724	7902
20120723	8621
20120722	9081
20120721	8060
20120720	9300
20120719	8152
20120718	7986
20120717	7730
20120716	8245
20120715	8492
20120714	7940
20120713	9274
20120712	8576
20120711	8372
20120710	8022
20120709	8861
20120708	9837
20120707	8751
20120706	10056
20120705	8341
20120704	8195
20120703	8080
20120702	9194
20120701	8580
20120630	7955
20120629	9352
20120628	8090
20120627	8218
20120626	8173
20120625	8875
20120624	8695
20120623	7636
20120622	9047
20120621	8156
20120620	8087
20120619	7983
20120618	8594
20120617	7595
20120616	6844
20120615	8718
20120614	8233
20120613	7974
20120612	8990
20120611	9630
20120610	7852
20120609	8907
20120608	9941
20120607	8355

20120606	7920
20120605	7409
20120604	8397
20120603	7525
20120602	7527
20120601	8863
20120531	8026
20120530	7950
20120529	8021
20120528	8712
20120527	8349
20120526	7525
20120525	9076
20120524	8207
20120523	8058
20120522	8011
20120521	8687
20120520	8762
20120519	7528
20120518	9028
20120517	8254
20120516	8031
20120515	7981
20120514	8939
20120513	9432
20120512	8751
20120511	9619
20120510	8735
20120509	8316
20120508	8233
20120507	9087
20120506	9079
20120505	8309
20120504	9758
20120503	8649
20120502	8227
20120501	8136
20120430	9056
20120429	9003
20120428	8540
20120427	9537
20120426	8322
20120425	5446
20120424	8145
20120423	8723
20120422	8068
20120421	8171
20120420	9253
20120419	8435
20120418	8370

20120417	8476
20120416	9226
20120415	9000
20120414	9325
20120413	10086
20120412	8965
20120411	9127
20120410	10126
20120409	10913
20120408	8801
20120407	8373
20120406	8436
20120405	10836
20120404	9181
20120403	8934
20120402	9619
20120401	9223
20120331	9248
20120330	10143
20120329	9003
20120328	8925
20120327	8761
20120326	9482
20120325	9395
20120324	9333
20120323	10354
20120322	9173
20120321	8919
20120320	8719
20120319	9369
20120318	8959
20120317	8982
20120316	10221
20120315	8988
20120314	8830
20120313	9658
20120312	10933
20120311	8508
20120310	8189
20120309	10461
20120308	8673
20120307	8582
20120306	8537
20120305	9004
20120304	11055
20120303	7787
20120302	9706
20120301	9029
20120229	8086
20120228	8417

20120227	10128
20120226	10802
20120225	10205
20120224	11314
20120223	9600
20120222	9035
20120221	9046
20120220	3887
20120219	518
20120218	8270
20120217	9870
20120216	9180
20120215	9097
20120214	8656
20120213	9585
20120212	9032
20120211	8635
20120210	9781
20120209	8705
20120208	8514
20120207	8374
20120206	9185
20120205	9072
20120204	8369
20120203	10268
20120202	8572
20120201	8350
20120131	8078
20120130	8803
20120129	10467
20120128	8994
20120127	9342
20120126	6558
20120125	9210
20120124	8355
20120123	9032
20120122	8746
20120121	8079
20120120	9468
20120119	8707
20120118	8619
20120117	8548
20120116	8957
20120115	8537
20120114	7772
20120113	9065
20120112	8430
20120111	8185
20120110	7923
20120109	9031

20120108	9029
20120107	10560
20120106	10417
20120105	9518
20120104	8248
20120103	8415
20120102	9343
20120101	6554

20121211	4087
20121210	12028
20121209	8321
20121208	9784
20121207	13927
20121206	13232
20121205	12655
20121204	12388
20121203	12265
20121202	8339
20121201	9445
20121130	13703
20121129	13117
20121128	12441
20121127	11974
20121126	11859
20121125	8300
20121124	9403
20121123	13437
20121122	12889
20121121	12255
20121120	12111
20121119	11761
20121118	8045
20121117	9334
20121116	12971
20121115	12527
20121114	12318
20121113	12010
20121112	11675
20121111	8109
20121110	9133
20121109	12832
20121108	12405
20121107	11679
20121106	11554
20121105	11594
20121104	8183
20121103	9051
20121102	12849
20121101	12176
20121031	12271
20121030	11776
20121029	11668
20121028	8726
20121027	9228
20121026	13196
20121025	12388
20121024	12060
20121023	11782

20121022	11478
20121021	7745
20121020	9184
20121019	13048
20121018	12156
20121017	12049
20121016	11700
20121015	11462
20121014	7945
20121013	8721
20121012	12603
20121011	11923
20121010	11754
20121009	11662
20121008	6724
20121007	7053
20121006	8028
20121005	12235
20121004	12185
20121003	11872
20121002	11657
20121001	8106
20120930	7624
20120929	8604
20120928	12677
20120927	12641
20120926	12329
20120925	11761
20120924	11634
20120923	8644
20120922	9285
20120921	12926
20120920	11230
20120919	11811
20120918	11534
20120917	11414
20120916	9363
20120915	9677
20120914	12733
20120913	11994
20120912	11608
20120911	11363
20120910	11203
20120909	10139
20120908	9229
20120907	11050
20120906	9702
20120905	8816
20120904	10257
20120903	11116

20120902	9877
20120901	9615
20120831	11849
20120830	10179
20120829	8654
20120828	8738
20120827	9193
20120826	10275
20120825	9481
20120824	9809
20120823	7999
20120822	7702
20120821	8297
20120820	9375
20120819	10196
20120818	9605
20120817	10526
20120816	8268
20120815	9279
20120814	8096
20120813	9714
20120812	9882
20120811	9471
20120810	10355
20120809	9303
20120808	9166
20120807	8497
20120806	9475
20120805	9681
20120804	9420
20120803	12390
20120802	11533
20120801	9689
20120731	8586
20120730	10966
20120729	10000
20120728	9436
20120727	11554
20120726	9658
20120725	10520
20120724	10948
20120723	10279
20120722	9717
20120721	9342
20120720	12638
20120719	11262
20120718	10821
20120717	10067
20120716	11001
20120715	9337

20120714	9183
20120713	12843
20120712	11470
20120711	10842
20120710	10999
20120709	11044
20120708	9508
20120707	9735
20120706	11466
20120705	10427
20120704	9858
20120703	10135
20120702	9507
20120701	8928
20120630	9377
20120629	11747
20120628	10361
20120627	9837
20120626	8424
20120625	10651
20120624	8713
20120623	9084
20120622	10100
20120621	11369
20120620	9442
20120619	8456
20120618	8622
20120617	7743
20120616	8677
20120615	11735
20120614	9237
20120613	8868
20120612	9327
20120611	8770
20120610	7317
20120609	8394
20120608	11902
20120607	9849
20120606	9819
20120605	8328
20120604	8519
20120603	7434
20120602	8593
20120601	10765
20120531	9550
20120530	9297
20120529	8990
20120528	9154
20120527	7557
20120526	8867

20120525	10903
20120524	9385
20120523	9216
20120522	9164
20120521	9547
20120520	7676
20120519	8920
20120515	179
20121217	12126
20120508	10113
20120507	8852
20120506	7715
20120505	9215
20120504	11709
20120503	10645
20120502	9519
20120501	8998
20120430	9664
20120429	7752
20120428	8860
20120427	11785
20120426	11466
20120425	6513
20120424	8991
20120423	8752
20120422	7632
20120421	8694
20120420	10590
20120419	9517
20120418	8756
20120417	9904
20120416	9033
20120415	7945
20120414	9484
20120413	10685
20120412	10247
20120411	9226
20120410	10383
20120409	8193
20120408	6362
20120407	7273
20120406	5534
20120405	10784
20120404	9899
20120403	8921
20120402	8721
20120401	8232
20120331	9452
20120330	10732
20120329	9167

20120328	8528
20120327	9113
20120326	8286
20120325	8207
20120324	9234
20120323	10763
20120322	9490
20120321	8359
20120320	9199
20120319	8247
20120318	7867
20120317	10664
20120316	9757
20120315	9794
20120314	9925
20120313	9896
20120312	6834
20120311	7366
20120310	8647
20120309	10837
20120308	9375
20120307	9533
20120306	8760
20120305	9085
20120304	6390
20120303	8132
20120302	10006
20120301	8217
20120229	9340
20120228	9033
20120227	8938
20120226	7662
20120225	9374
20120224	12203
20120223	9716
20120222	9713
20120221	9589
20120220	9369
20120219	7781
20120218	9019
20120217	10959
20120216	9989
20120215	9659
20120214	9748
20120213	9282
20120212	7721
20120211	9084
20120210	11532
20120209	10903
20120208	9736

20120207	9698
20120206	9846
20120205	7396
20120204	8971
20120203	10516
20120202	10330
20120201	9971
20120131	10329
20120130	8554
20120129	7708
20120128	7850
20120127	10524
20120126	6524
20120125	11850
20120124	10543
20120123	10240
20120122	7580
20120121	8644
20120120	12309
20120119	11907
20120118	10814
20120117	10945
20120116	11079
20120115	7274
20120114	8212
20120113	11976
20120112	11684
20120111	11502
20120110	11407
20120109	10785
20120108	6927
20120107	7991
20120106	10906
20120105	10246
20120104	9483
20120103	8882
20120102	6329
20120101	4419
20120509	10032
20120518	11800
20121216	8323
20121215	9643
20121214	13491
20121213	13320
20121212	12795
20121231	7323
20121230	6497
20121229	6679
20121228	7731
20121227	7726

20121226	6225
20121225	4183
20121224	9206
20121223	8146
20121222	9333
20121221	13618
20121220	13343
20121219	13016
20121218	12564

20121211	4087
20121210	12028
20121209	8321
20121208	9784
20121207	13927
20121206	13232
20121205	12655
20121204	12388
20121203	12265
20121202	8339
20121201	9445
20121130	13703
20121129	13117
20121128	12441
20121127	11974
20121126	11859
20121125	8300
20121124	9403
20121123	13437
20121122	12889
20121121	12255
20121120	12111
20121119	11761
20121118	8045
20121117	9334
20121116	12971
20121115	12527
20121114	12318
20121113	12010
20121112	11675
20121111	8109
20121110	9133
20121109	12832
20121108	12405
20121107	11679
20121106	11554
20121105	11594
20121104	8183
20121103	9051
20121102	12849
20121101	12176
20121031	12271
20121030	11776
20121029	11668
20121028	8726
20121027	9228
20121026	13196
20121025	12388
20121024	12060
20121023	11782

20121022	11478
20121021	7745
20121020	9184
20121019	13048
20121018	12156
20121017	12049
20121016	11700
20121015	11462
20121014	7945
20121013	8721
20121012	12603
20121011	11923
20121010	11754
20121009	11662
20121008	6724
20121007	7053
20121006	8028
20121005	12235
20121004	12185
20121003	11872
20121002	11657
20121001	8106
20120930	7624
20120929	8604
20120928	12677
20120927	12641
20120926	12329
20120925	11761
20120924	11634
20120923	8644
20120922	9285
20120921	12926
20120920	11230
20120919	11811
20120918	11534
20120917	11414
20120916	9363
20120915	9677
20120914	12733
20120913	11994
20120912	11608
20120911	11363
20120910	11203
20120909	10139
20120908	9229
20120907	11050
20120906	9702
20120905	8816
20120904	10257
20120903	11116

20120902	9877
20120901	9615
20120831	11849
20120830	10179
20120829	8654
20120828	8738
20120827	9193
20120826	10275
20120825	9481
20120824	9809
20120823	7999
20120822	7702
20120821	8297
20120820	9375
20120819	10196
20120818	9605
20120817	10526
20120816	8268
20120815	9279
20120814	8096
20120813	9714
20120812	9882
20120811	9471
20120810	10355
20120809	9303
20120808	9166
20120807	8497
20120806	9475
20120805	9681
20120804	9420
20120803	12390
20120802	11533
20120801	9689
20120731	8586
20120730	10966
20120729	10000
20120728	9436
20120727	11554
20120726	9658
20120725	10520
20120724	10948
20120723	10279
20120722	9717
20120721	9342
20120720	12638
20120719	11262
20120718	10821
20120717	10067
20120716	11001
20120715	9337

20120714	9183
20120713	12843
20120712	11470
20120711	10842
20120710	10999
20120709	11044
20120708	9508
20120707	9735
20120706	11466
20120705	10427
20120704	9858
20120703	10135
20120702	9507
20120701	8928
20120630	9377
20120629	11747
20120628	10361
20120627	9837
20120626	8424
20120625	10651
20120624	8713
20120623	9084
20120622	10100
20120621	11369
20120620	9442
20120619	8456
20120618	8622
20120617	7743
20120616	8677
20120615	11735
20120614	9237
20120613	8868
20120612	9327
20120611	8770
20120610	7317
20120609	8394
20120608	11902
20120607	9849
20120606	9819
20120605	8328
20120604	8519
20120603	7434
20120602	8593
20120601	10765
20120531	9550
20120530	9297
20120529	8990
20120528	9154
20120527	7557
20120526	8867

20120525	10903
20120524	9385
20120523	9216
20120522	9164
20120521	9547
20120520	7676
20120519	8920
20120515	179
20121217	12126
20120508	10113
20120507	8852
20120506	7715
20120505	9215
20120504	11709
20120503	10645
20120502	9519
20120501	8998
20120430	9664
20120429	7752
20120428	8860
20120427	11785
20120426	11466
20120425	6513
20120424	8991
20120423	8752
20120422	7632
20120421	8694
20120420	10590
20120419	9517
20120418	8756
20120417	9904
20120416	9033
20120415	7945
20120414	9484
20120413	10685
20120412	10247
20120411	9226
20120410	10383
20120409	8193
20120408	6362
20120407	7273
20120406	5534
20120405	10784
20120404	9899
20120403	8921
20120402	8721
20120401	8232
20120331	9452
20120330	10732
20120329	9167

20120328	8528
20120327	9113
20120326	8286
20120325	8207
20120324	9234
20120323	10763
20120322	9490
20120321	8359
20120320	9199
20120319	8247
20120318	7867
20120317	10664
20120316	9757
20120315	9794
20120314	9925
20120313	9896
20120312	6834
20120311	7366
20120310	8647
20120309	10837
20120308	9375
20120307	9533
20120306	8760
20120305	9085
20120304	6390
20120303	8132
20120302	10006
20120301	8217
20120229	9340
20120228	9033
20120227	8938
20120226	7662
20120225	9374
20120224	12203
20120223	9716
20120222	9713
20120221	9589
20120220	9369
20120219	7781
20120218	9019
20120217	10959
20120216	9989
20120215	9659
20120214	9748
20120213	9282
20120212	7721
20120211	9084
20120210	11532
20120209	10903
20120208	9736

20120207	9698
20120206	9846
20120205	7396
20120204	8971
20120203	10516
20120202	10330
20120201	9971
20120131	10329
20120130	8554
20120129	7708
20120128	7850
20120127	10524
20120126	6524
20120125	11850
20120124	10543
20120123	10240
20120122	7580
20120121	8644
20120120	12309
20120119	11907
20120118	10814
20120117	10945
20120116	11079
20120115	7274
20120114	8212
20120113	11976
20120112	11684
20120111	11502
20120110	11407
20120109	10785
20120108	6927
20120107	7991
20120106	10906
20120105	10246
20120104	9483
20120103	8882
20120102	6329
20120101	4419
20120509	10032
20120518	11800
20121216	8323
20121215	9643
20121214	13491
20121213	13320
20121212	12795
20121231	7323
20121230	6497
20121229	6679
20121228	7731
20121227	7726

20121226	6225
20121225	4183
20121224	9206
20121223	8146
20121222	9333
20121221	13618
20121220	13343
20121219	13016
20121218	12564
Total	3548493

20121211	1759
Total	3714504
20121231	6275
20121230	5727
20121229	6253
20121228	7569
20121227	7844
20121226	6100
20121225	4005
20121224	8846
20121223	8021
20121222	9197
20121221	13379
20121220	12691
20121219	12639
20121218	12161
20121217	11993
20121216	8059
20121215	9261
20121214	13227
20121213	12753
20121212	12200
20121210	11633
20121209	8030
20121208	9432
20121207	13337
20121206	12864
20121205	12235
20121204	12199
20121203	11986
20121202	7895
20121201	9041
20121130	13333
20121129	12881
20121128	12005
20121127	10599
20121126	11779
20121125	7942
20121124	8985
20121123	13126
20121122	12357
20121121	12179
20121120	11984
20121119	11673
20121118	7606
20121117	8620
20121116	12786
20121115	12250
20121114	12016
20121113	11809

20121112	11649
20121111	7569
20121110	8614
20121109	12641
20121108	12173
20121107	11079
20121106	11235
20121105	11469
20121104	7611
20121103	8527
20121102	12871
20121101	12031
20121031	11909
20121030	10196
20121029	11339
20121028	8400
20121027	8881
20121026	12931
20121025	12369
20121024	12103
20121023	11817
20121022	11324
20121021	7440
20121020	8480
20121019	12700
20121018	12207
20121017	11936
20121016	11585
20121015	11392
20121014	7742
20121013	8438
20121012	12135
20121011	11480
20121010	11549
20121009	11295
20121008	6689
20121007	6646
20121006	7313
20121005	11682
20121004	11572
20121003	11394
20121002	11047
20121001	6657
20120930	7116
20120929	8624
20120928	12818
20120927	12361
20120926	12095
20120925	11705
20120924	11731

20120923	8151
20120922	9086
20120921	13084
20120920	12048
20120919	11797
20120918	11353
20120917	11301
20120916	8088
20120915	9130
20120914	12339
20120913	11933
20120912	11825
20120911	11228
20120910	11192
20120909	8270
20120908	8993
20120907	13383
20120906	11848
20120905	11412
20120904	11115
20120903	10815
20120902	8519
20120901	9259
20120831	13174
20120830	11777
20120829	11343
20120828	10926
20120827	11199
20120826	8303
20120825	9287
20120824	13436
20120823	11878
20120822	11180
20120821	11111
20120820	11071
20120819	8527
20120818	9256
20120817	13440
20120816	11898
20120815	11501
20120814	10885
20120813	10725
20120812	8490
20120811	8924
20120810	12884
20120809	11049
20120808	10856
20120807	10769
20120806	10968
20120805	8174

20120804	9194
20120803	13477
20120802	12081
20120801	11375
20120731	10918
20120730	10927
20120729	8307
20120728	9089
20120727	13015
20120726	11671
20120725	11317
20120724	11091
20120723	10684
20120722	8215
20120721	8882
20120720	13036
20120719	11808
20120718	11246
20120717	10750
20120716	10645
20120715	8080
20120714	8486
20120713	12613
20120712	11390
20120711	11198
20120710	10757
20120709	10817
20120708	8638
20120707	9321
20120706	12833
20120705	11083
20120704	11151
20120703	11101
20120702	11118
20120701	8447
20120630	9256
20120629	13070
20120628	11653
20120627	11321
20120626	11057
20120625	10847
20120624	7532
20120623	8197
20120622	12631
20120621	11624
20120620	11172
20120619	11142
20120618	10766
20120617	6843
20120616	8326

20120615	12166
20120614	11436
20120613	11044
20120612	10889
20120611	6165
20120610	6879
20120609	8815
20120608	12489
20120607	11801
20120606	11101
20120605	10580
20120604	10673
20120603	6960
20120602	8056
20120601	11756
20120531	11376
20120530	11228
20120529	10864
20120528	10723
20120527	7145
20120526	8187
20120525	11503
20120524	11203
20120523	11086
20120522	11001
20120521	10611
20120520	7307
20120519	8202
20120518	11685
20120517	11296
20120516	11134
20120515	11002
20120514	10692
20120513	7123
20120512	8761
20120511	11674
20120510	11299
20120509	10933
20120508	10705
20120507	10509
20120506	7141
20120505	8480
20120504	11766
20120503	11279
20120502	322
20120501	10948
20120430	10529
20120429	7023
20120428	8095
20120427	11427

20120426	11023
20120425	5920
20120424	10972
20120423	10505
20120422	7056
20120421	8160
20120420	11509
20120419	10938
20120418	10526
20120417	10828
20120416	10993
20120415	7348
20120414	8666
20120413	11941
20120412	11542
20120411	11298
20120410	10922
20120409	6381
20120408	5582
20120407	6864
20120406	7010
20120405	12942
20120404	11689
20120403	11315
20120402	11091
20120401	7809
20120331	9004
20120330	12367
20120329	11757
20120328	11504
20120327	11285
20120326	11009
20120325	7593
20120324	8384
20120323	12190
20120322	11671
20120321	11655
20120320	11364
20120319	11123
20120318	7390
20120317	9642
20120316	12114
20120315	12206
20120314	11696
20120313	11577
20120312	6555
20120311	7001
20120310	7942
20120309	12090
20120308	11501

20120307	11494
20120306	11320
20120305	11406
20120304	5831
20120303	7309
20120302	11635
20120301	9277
20120229	11261
20120228	11193
20120227	11146
20120226	7082
20120225	8178
20120224	12292
20120223	9801
20120221	72
20120220	5
20120219	7311
20120218	8275
20120217	11960
20120216	12062
20120215	11797
20120214	11292
20120213	11439
20120212	7339
20120211	8312
20120210	12127
20120209	11411
20120208	11560
20120207	11346
20120206	11284
20120205	6649
20120204	7702
20120203	11593
20120202	11349
20120201	11135
20120131	10842
20120130	10769
20120129	6800
20120128	7185
20120127	9832
20120126	6424
20120125	12011
20120124	11069
20120123	10965
20120122	6872
20120121	7954
20120120	11693
20120119	11558
20120118	11150
20120117	10748

20120116	10602
20120115	6742
20120114	7528
20120113	11220
20120112	10897
20120111	10683
20120110	10575
20120109	10182
20120108	6432
20120107	7348
20120106	9901
20120105	9350
20120104	8840
20120103	8221
20120102	5592
20120101	4249

20121211	5455
Total	4194181
20121231	7726
20121230	6207
20121229	6788
20121228	7678
20121227	7637
20121226	7065
20121225	7667
20121224	8963
20121223	8417
20121222	9684
20121221	12896
20121220	13351
20121219	13135
20121218	12744
20121217	12191
20121216	9411
20121215	10779
20121214	13634
20121213	13549
20121212	13166
20121210	12135
20121209	9570
20121208	11150
20121207	13890
20121206	13415
20121205	13433
20121204	12747
20121203	12489
20121202	9684
20121201	11554
20121130	13672
20121129	13724
20121128	13046
20121127	12869
20121126	12297
20121125	9421
20121124	11123
20121123	13802
20121122	13332
20121121	13044
20121120	12879
20121119	12256
20121118	9198
20121117	10931
20121116	13408
20121115	13376
20121114	13558
20121113	13028

20121112	12261
20121111	8975
20121110	10591
20121109	13162
20121108	13084
20121107	12559
20121106	12521
20121105	12357
20121104	9366
20121103	10392
20121102	13425
20121101	13352
20121031	13376
20121030	12933
20121029	12434
20121028	9418
20121027	10956
20121026	13576
20121025	13512
20121024	13094
20121023	13011
20121022	12271
20121021	8867
20121020	11221
20121019	13560
20121018	13189
20121017	13136
20121016	12945
20121015	12313
20121014	8265
20121013	10073
20121012	12726
20121011	12393
20121010	12771
20121009	12105
20121008	7219
20121007	7508
20121006	8815
20121005	12596
20121004	12531
20121003	12343
20121002	11842
20121001	7852
20120930	8194
20120929	9154
20120928	12949
20120927	13269
20120926	13341
20120925	12830
20120924	12383

20120923	9014
20120922	10679
20120921	13752
20120920	13127
20120919	12944
20120918	12547
20120917	12129
20120916	9099
20120915	10330
20120914	13064
20120913	12980
20120912	13068
20120911	12839
20120910	12128
20120909	10241
20120908	10650
20120907	13115
20120906	13181
20120905	12583
20120904	13089
20120903	12308
20120902	9493
20120901	10544
20120831	13489
20120830	13445
20120829	13164
20120828	12961
20120827	12498
20120826	8700
20120825	10888
20120824	13688
20120823	13161
20120822	13313
20120821	13034
20120820	12487
20120819	9092
20120818	10235
20120817	13347
20120816	13379
20120815	12723
20120814	12874
20120813	12327
20120812	8861
20120811	10840
20120810	13277
20120809	13144
20120808	12775
20120807	10219
20120806	11819
20120805	9265

20120804	10464
20120803	12998
20120802	12869
20120801	12784
20120731	12397
20120730	11810
20120729	8962
20120728	10406
20120727	13025
20120726	11768
20120725	12655
20120724	12346
20120723	11847
20120722	8170
20120721	9994
20120720	12377
20120719	12445
20120718	12183
20120717	11965
20120716	11290
20120715	8129
20120714	9676
20120713	12345
20120712	12070
20120711	12286
20120710	11927
20120709	11578
20120708	8576
20120707	10178
20120706	13041
20120705	12628
20120704	12656
20120703	12236
20120702	12265
20120701	8810
20120630	10181
20120629	13039
20120628	12798
20120627	12677
20120626	9565
20120625	12196
20120624	8711
20120623	10409
20120622	12852
20120621	12661
20120620	12668
20120619	12456
20120618	12139
20120617	8337
20120616	10148

20120615	13246
20120614	12834
20120613	12583
20120612	11711
20120611	7442
20120610	8262
20120609	9452
20120608	13055
20120607	12990
20120606	12817
20120605	12193
20120604	12130
20120603	8310
20120602	10419
20120601	13222
20120531	5402
20120530	457
20120529	12742
20120528	12310
20120527	8753
20120526	10770
20120525	13249
20120524	12846
20120523	12585
20120522	12817
20120521	12409
20120520	8751
20120519	10849
20120518	13484
20120517	13052
20120516	13069
20120515	12551
20120514	11969
20120513	10106
20120512	10878
20120511	13647
20120510	12772
20120509	13138
20120508	12343
20120507	12393
20120506	8756
20120505	11487
20120504	13901
20120503	13139
20120502	13192
20120501	13048
20120430	12516
20120429	8866
20120428	10062
20120427	13105

20120426	12659
20120425	7657
20120424	13117
20120423	12319
20120422	8207
20120421	10382
20120420	13178
20120419	12777
20120418	12643
20120417	12637
20120416	12088
20120415	8790
20120414	10789
20120413	13307
20120412	12765
20120411	13001
20120410	12445
20120409	7473
20120408	7997
20120407	7685
20120406	7567
20120405	13923
20120404	13748
20120403	13362
20120402	12764
20120401	9295
20120331	11467
20120330	13670
20120329	13450
20120328	12292
20120327	11785
20120326	12479
20120325	8968
20120324	11206
20120323	13803
20120322	10933
20120321	11272
20120320	13171
20120319	12531
20120318	9516
20120317	11548
20120316	13812
20120315	13408
20120314	13305
20120313	12488
20120312	7392
20120311	8093
20120310	9685
20120309	13135
20120308	13123

20120307	12833
20120306	12874
20120305	12798
20120304	7694
20120303	9427
20120302	13029
20120301	10286
20120229	13134
20120228	12773
20120227	12553
20120226	8709
20120225	11156
20120224	14130
20120223	12088
20120222	13518
20120221	13373
20120220	12684
20120219	8611
20120218	10242
20120217	13199
20120216	13444
20120215	13439
20120214	13288
20120213	12862
20120212	8917
20120211	10837
20120210	13086
20120209	13220
20120208	12968
20120207	12901
20120206	12420
20120205	8611
20120204	9832
20120203	12362
20120202	12449
20120201	12503
20120131	12332
20120130	11653
20120129	7661
20120128	8768
20120127	10544
20120126	8204
20120125	12599
20120124	11938
20120123	11443
20120122	7987
20120121	9326
20120120	12280
20120119	12149
20120118	12131

20120117	11798
20120116	11128
20120115	7467
20120114	8615
20120113	11951
20120112	12039
20120111	11631
20120110	11544
20120109	10760
20120108	6975
20120107	8796
20120106	10680
20120105	10428
20120104	9438
20120103	8848
20120102	5886
20120101	5653

20121211	2643
20120101	6193
20120102	6213
20120103	9119
20120104	9753
20120105	10508
20120106	10819
20120107	8724
20120108	7444
20120109	11230
20120110	12111
20120111	12331
20120112	12571
20120113	12356
20120114	8869
20120115	7945
20120116	11606
20120117	12459
20120118	2733
20120424	4931
20120425	7324
20120426	10679
20120427	12000
20120428	10004
20120429	8355
20120430	10428
20120501	10966
20120502	10738
20120503	11444
20120504	12281
20120505	10922
20120506	8871
20120507	5269
20120508	10179
20120509	13507
20120510	13801
20120511	13640
20120512	10816
20120513	10442
20120514	12746
20120515	13014
20120516	13143
20120517	13432
20120518	13241
20120519	10805
20120520	9171
20120521	12627
20120522	12942
20120523	13305
20120524	13056

20120525	4
20120526	10828
20120527	9212
20120528	155
20120529	13165
20120530	14
20120531	866
20120601	197
20120602	10396
20120603	8784
20120604	12609
20120605	12555
20120606	6917
20120619	9888
20120620	13019
20120621	13108
20120622	13030
20120623	10422
20120624	9027
20120625	12320
20120626	12651
20120627	13012
20120628	12970
20120629	13296
20120630	10343
20120701	9190
20120702	12644
20120703	12227
20120704	12713
20120705	12562
20120706	12795
20120707	10153
20120708	8882
20120709	11694
20120710	11938
20120711	12383
20120712	12296
20120713	12259
20120714	9553
20120715	8542
20120716	11405
20120717	11991
20120718	12265
20120719	12540
20120720	12491
20120721	9783
20120722	8569
20120723	12101
20120724	12649
20120725	12955

20120726	12748
20120727	13175
20120728	10541
20120729	9586
20120730	12240
20120731	12857
20120801	12993
20120802	13087
20120803	13158
20120804	10501
20120805	9695
20120806	12370
20120807	13029
20120808	13175
20120809	13638
20120810	13216
20120811	10593
20120812	9227
20120813	12810
20120814	13203
20120815	13520
20120816	13684
20120817	13538
20120818	10667
20120819	9699
20120820	12820
20120821	13411
20120822	13596
20120823	13399
20120824	13694
20120825	11040
20120826	9294
20120827	12686
20120828	13289
20120829	13357
20120830	13534
20120831	13469
20120901	10710
20120902	9734
20120903	12669
20120904	13413
20120905	13483
20120906	13492
20120907	13157
20120908	10798
20120909	10651
20120910	12548
20120911	13213
20120912	13361
20120913	13295

20120914	13177
20120915	10447
20120916	9790
20120917	12457
20120918	1892
20120927	11242
20120928	12805
20120929	9178
20120930	8499
20121001	8232
20121002	12009
20121003	12608
20121004	12509
20121005	12485
20121006	8602
20121007	7611
20121008	7733
20121009	12355
20121010	12973
20121011	12556
20121012	12600
20121013	9910
20121014	8851
20121015	12458
20121016	13160
20121017	13359
20121018	13579
20121019	13485
20121020	11157
20121021	9537
20121022	12378
20121023	13146
20121024	13388
20121025	13849
20121026	13955
20121027	10647
20121028	10199
20121029	12616
20121030	13159
20121031	13589
20121101	13512
20121102	13682
20121103	10487
20121104	9876
20121105	12641
20121106	12831
20121107	12738
20121108	13329
20121109	13272
20121110	10528

20121111	9428
20121112	12534
20121113	13267
20121114	14041
20121115	13658
20121116	13498
20121117	10772
20121118	9632
20121119	12601
20121120	13278
20121121	13154
20121122	13521
20121123	13819
20121124	11017
20121125	9865
20121126	12553
20121127	12890
20121128	13410
20121129	13806
20121130	14048
20121201	11306
20121202	9938
20121203	12684
20121204	13134
20121205	13754
20121206	13584
20121207	13810
20121208	11149
20121209	9958
20121210	12427
20121212	13452
20121213	13736
20121214	13700
20121215	10880
20121216	9355
20121217	12476
20121218	13002
20121219	13467
20121220	13384
20121221	12935
20121222	9338
20121223	8182
20121224	8743
20121225	7684
20121226	6668
20121227	7435
20121228	7631
20121229	6767
20121230	6314
20121231	7128

Total 2804028

20121211	8416
20121210	21234
20121209	14956
20121208	18094
20121207	23871
20121206	23571
20121205	23703
20121204	22523
20121203	21533
20121202	15146
20121201	18348
20121130	23863
20121129	23672
20121128	22950
20121127	22124
20121126	21143
20121125	14551
20121124	17898
20121123	23579
20121122	22975
20121121	22726
20121120	22471
20121119	21192
20121118	14279
20121117	17371
20121116	23348
20121115	23421
20121114	23946
20121113	22869
20121112	21369
20121111	13972
20121110	17282
20121109	23032
20121108	23087
20121107	21909
20121106	21886
20121105	21451
20121104	14633
20121103	17107
20121102	23333
20121101	23201
20121031	23167
20121030	22583
20121029	21289
20121028	14616
20121027	17507
20121026	23464
20121025	23682
20121024	23001
20121023	22876

20121022	21287
20121021	14184
20121020	18227
20121019	23453
20121018	23213
20121017	22829
20121016	22643
20121015	21116
20121014	12867
20121013	16216
20121012	22043
20121011	21750
20121010	21867
20121009	21062
20121008	10947
20121007	11546
20121006	13831
20121005	21186
20121004	21306
20121003	21177
20121002	20186
20121001	11834
20120930	12664
20120929	14982
20120928	22263
20120927	23382
20120926	21437
20120925	22393
20120924	21468
20120923	14347
20120922	17272
20120921	23374
20120920	22817
20120919	22839
20120918	21906
20120917	21129
20120916	14294
20120915	16759
20120914	22679
20120913	22854
20120912	22602
20120911	22295
20120910	21034
20120909	16737
20120908	17697
20120907	22790
20120906	23247
20120905	22468
20120904	23067
20120903	21406

20120902	15161
20120901	18021
20120831	23245
20120830	23319
20120829	23127
20120828	22618
20120827	21366
20120826	14056
20120825	18314
20120824	23359
20120823	22994
20120822	23050
20120821	22752
20120820	21466
20120819	14568
20120818	17475
20120817	22728
20120816	23233
20120815	22945
20120814	22496
20120813	21183
20120812	13958
20120811	17773
20120810	22851
20120809	23115
20120808	22791
20120807	20494
20120806	20724
20120805	14576
20120804	17548
20120803	22541
20120802	22833
20120801	22325
20120731	21940
20120730	20544
20120729	14470
20120728	17540
20120727	22382
20120726	21640
20120725	22243
20120724	21295
20120723	20369
20120722	12946
20120721	16299
20120720	21360
20120719	21261
20120718	20778
20120717	20310
20120716	19439
20120715	13161

20120714	16072
20120713	20997
20120712	21178
20120711	21258
20120710	20617
20120709	19811
20120708	13533
20120707	16567
20120706	22376
20120705	22080
20120704	21743
20120703	21042
20120702	21119
20120701	14121
20120630	17099
20120629	22431
20120628	22247
20120627	22004
20120626	18182
20120625	20804
20120624	14156
20120623	17905
20120622	21998
20120621	22113
20120620	22296
20120619	21641
20120618	20809
20120617	13621
20120616	17356
20120615	23034
20120614	22473
20120613	22063
20120612	21126
20120611	11505
20120610	12865
20120609	15465
20120608	22493
20120607	22469
20120606	22065
20120605	21000
20120604	20747
20120603	13286
20120602	17572
20120601	22742
20120531	22929
20120530	19100
20120529	21848
20120528	21027
20120527	13875
20120526	18252

20120525	22778
20120524	22193
20120523	22507
20120522	22066
20120521	20918
20120520	14122
20120519	18098
20120518	23070
20120517	22851
20120516	22579
20120515	22298
20120514	21340
20120513	16531
20120512	17828
20120511	23459
20120510	23292
20120509	23036
20120508	22404
20120507	21659
20120506	13935
20120505	19473
20120504	23631
20120503	23335
20120502	22968
20120501	22839
20120430	21535
20120429	14094
20120428	16251
20120427	22355
20120426	21887
20120425	11871
20120424	22342
20120423	20783
20120422	13014
20120421	16734
20120420	22324
20120419	22092
20120418	21704
20120417	21070
20120416	20864
20120415	14387
20120414	17819
20120413	23092
20120412	22938
20120411	22440
20120410	21327
20120409	11389
20120408	12301
20120407	12119
20120406	11158

20120405	24416
20120404	24031
20120403	23276
20120402	22754
20120401	14795
20120331	18515
20120330	23206
20120329	23347
20120328	22050
20120327	21833
20120326	21536
20120325	13737
20120324	18078
20120323	23804
20120322	23437
20120321	21481
20120320	22906
20120319	21534
20120318	14622
20120317	18498
20120316	23553
20120315	23509
20120314	22969
20120313	22351
20120312	11082
20120311	12459
20120310	15624
20120309	22627
20120308	23209
20120307	22576
20120306	22935
20120305	21702
20120304	11970
20120303	15496
20120302	22155
20120301	20864
20120229	22365
20120228	22043
20120227	21252
20120226	13532
20120225	17755
20120224	24290
20120223	22633
20120222	23143
20120221	22779
20120220	21753
20120219	13500
20120218	16423
20120217	22648
20120216	23307

20120215	22964
20120214	22859
20120213	21820
20120212	14137
20120211	17051
20120210	22391
20120209	22591
20120208	22144
20120207	21950
20120206	20882
20120205	13569
20120204	15938
20120203	20911
20120202	21284
20120201	20565
20120131	20916
20120130	19198
20120129	11877
20120128	13700
20120127	17587
20120126	11999
20120125	21161
20120124	20164
20120123	19283
20120122	12344
20120121	14821
20120120	20732
20120119	20467
20120118	20149
20120117	19905
20120116	18782
20120115	11598
20120114	13801
20120113	19772
20120112	20019
20120111	19220
20120110	19055
20120109	17791
20120108	10850
20120107	13559
20120106	17476
20120105	16835
20120104	15512
20120103	14350
20120102	8779
20120101	8281
20121217	20865
20121216	14945
20121215	17537
20121214	23296

20121213	23525
20121212	23033

20121211	6651
20121210	21887
20121209	15520
20121208	17803
20121207	23807
20121206	24011
20121205	24218
20121204	23250
20121203	21974
20121202	15551
20121201	17863
20121130	24299
20121129	24234
20121128	23822
20121127	22710
20121126	21928
20121125	15341
20121124	17523
20121123	24116
20121122	5733
20121121	16297
20121120	23229
20121119	22104
20121118	14812
20121117	17109
20121116	23580
20121115	24059
20121114	24743
20121113	23342
20121112	22016
20121111	14567
20121110	16932
20121109	23269
20121108	23646
20121107	22691
20121106	22276
20121105	22188
20121104	15337
20121103	16924
20121102	23737
20121101	23767
20121031	23720
20121030	23200
20121029	21802
20121028	15417
20121027	17083
20121026	23989
20121025	23997
20121024	23582
20121023	23183

20121022	21344
20121021	15029
20121020	17674
20121019	23489
20121018	23882
20121017	23601
20121016	23306
20121015	21585
20121014	13774
20121013	15992
20121012	22117
20121011	21894
20121010	22442
20121009	21535
20121008	11821
20121007	11773
20121006	13468
20121005	21037
20121004	21494
20121003	21534
20121002	20560
20121001	12538
20120930	13346
20120929	14773
20120928	22239
20120927	23682
20120926	14823
20120925	22946
20120924	21633
20120923	15119
20120922	15880
20120921	22917
20120920	23707
20120919	23600
20120918	22552
20120917	21719
20120916	14966
20120915	16629
20120914	22811
20120913	23385
20120912	23020
20120911	22860
20120910	21668
20120909	17032
20120908	17637
20120907	22745
20120906	23532
20120905	23460
20120904	23603
20120903	21932

20120902	15429
20120901	17976
20120831	23401
20120830	23638
20120829	23478
20120828	23166
20120827	21987
20120826	14591
20120825	18057
20120824	23261
20120823	23284
20120822	23829
20120821	23503
20120820	22094
20120819	15225
20120818	17725
20120817	23159
20120816	23679
20120815	23622
20120814	23103
20120813	21946
20120812	13739
20120811	17472
20120810	22963
20120809	23673
20120808	23340
20120807	22857
20120806	21470
20120805	15119
20120804	17490
20120803	22885
20120802	23120
20120801	22779
20120731	22301
20120730	21131
20120729	15101
20120728	17503
20120727	22852
20120726	22051
20120725	22710
20120724	21561
20120723	21127
20120722	13568
20120721	16083
20120720	21526
20120719	21727
20120718	21191
20120717	20855
20120716	19786
20120715	13944

20120714	15880
20120713	21151
20120712	21517
20120711	21540
20120710	20673
20120709	20229
20120708	13993
20120707	16410
20120706	22227
20120705	21739
20120704	22076
20120703	20278
20120702	21544
20120701	14493
20120630	17263
20120629	22760
20120628	22712
20120627	22440
20120626	21738
20120625	21158
20120624	14589
20120623	17658
20120622	22320
20120621	22798
20120620	22684
20120619	22045
20120618	21032
20120617	14197
20120616	17360
20120615	23242
20120614	16295
20120613	416
20120217	236
20120216	18
20121217	21724
20121216	14801
20121215	17401
20121214	23796
20121213	24093
20121212	23894
20121231	11419
20121230	9677
20121229	10377
20121228	12283
20121227	11833
20121226	10439
20121225	11476
20121224	14703
20121223	12784
20121222	14961

20121221	22364
20121220	23474
20121219	23367
20121218	22928

From: [Davidson, Geoffrey](#)
To: [Mike Bambach](#)
Subject: FW: Fix Site vehicle counts 2011
Date: Wednesday, 23 April 2014 5:05:00 PM
Attachments: [1001.CSV](#)
[1022.CSV](#)
[1023.CSV](#)
[1025.CSV](#)
[1026N.CSV](#)
[1026S.CSV](#)
[1027.CSV](#)
[1028.CSV](#)
[1029.CSV](#)
[1030.CSV](#)
[1031.CSV](#)
[1032N.CSV](#)
[1032S.CSV](#)
[1033N.CSV](#)
[1033S.CSV](#)
[1034.CSV](#)
[1035.CSV](#)

Geoffrey Davidson | [Manager, Road Safety](#)

Legislation, Policy & Programs | Justice and Community Safety Directorate | **ACT Government**

Level 2, 12 Moore Street, CANBERRA CITY ACT 2601 | [GPO Box 158, CANBERRA ACT 2608](#)

[Telephone](#) (02) 620 77195 | [Facsimile](#) (02) 620 50937



From: Stone, Gordon
Sent: Wednesday, 23 April 2014 4:44 PM
To: Davidson, Geoffrey
Cc: Laundess, Daniel
Subject: Fix Site vehicle counts 2011

Geoff,

I have nothing between 2008 and 2010, Attached are the vehicle counts all Gatso fixed locations for 2011

Regards

Gordon

From: Davidson, Geoffrey
Sent: Tuesday, 22 April 2014 9:42 AM
To: Stone, Gordon
Subject: FW: Fixed site data for evaluation

Hi Gordon

Do you have an estimated delivery date?

Geoff

Geoffrey Davidson | [Manager, Road Safety](#)

Legislation, Policy & Programs | Justice and Community Safety Directorate | **ACT Government**

Level 2, 12 Moore Street, CANBERRA CITY ACT 2601 | [GPO Box 158, CANBERRA ACT 2608](#)

[Telephone](#) (02) 620 77195 | [Facsimile](#) (02) 620 50937



From: Mike Bambach [<mailto:>]
Sent: Thursday, 17 April 2014 5:07 PM
To: Davidson, Geoffrey
Subject: RE: Fixed site data for evaluation

Hi Geoff, just a reminder – please send through the other years data for the fixed camera sites – sometime next week would be great,

Thanks,

Have a good long-weekend!

Mike

From: Davidson, Geoffrey [<mailto:Geoffrey.Davidson@act.gov.au>]
Sent: Monday, 14 April 2014 5:58 PM
To: Mike Bambach
Subject: FW: Fixed site data for evaluation

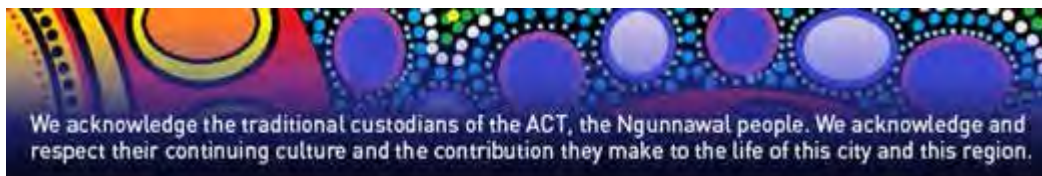
Here you go Mike

Geoffrey Davidson | [Manager, Road Safety](#)

Legislation, Policy & Programs | Justice and Community Safety Directorate | **ACT Government**

Level 2, 12 Moore Street, CANBERRA CITY ACT 2601 | [GPO Box 158, CANBERRA ACT 2608](#)

[Telephone](#) (02) 620 77195 | [Facsimile](#) (02) 620 50937



From: Stone, Gordon
Sent: Monday, 14 April 2014 2:43 PM
To: Davidson, Geoffrey
Subject: Fixed site data for evaluation

Hi Geoff

The attachments with 1st, 2nd, 3rd quarter are from 1999 to June 2000, there is a excel spread sheet for finical year 2000-2001 don't know how accurate it is. I will send you spread sheets per

calendar year. Some years only have excel sheets for each site and only vehicle counts no infringement counts.

Regards

Gordon

Gordon Stone

Manager

ACT Traffic Camera Office

Transport Regulation | Justice and Community Safety Directorate | ACT Government

13 – 15 Challis St, DICKSON ACT 2602 | PO Box 582, DICKSON ACT 2602

Telephone (02) 6207 5770 | Facsimile (02) 6207 7287

This email, and any attachments, may be confidential and also privileged. If you are not the intended recipient, please notify the sender and delete all copies of this transmission along with any attachments immediately. You should not copy or use it for any purpose, nor disclose its contents to any other person.

20110310	19
20110322	0
20110331	107
20110405	55
20110407	40
20110412	56
20110417	482
20111127	90
20111128	6156
20111129	16807
20111130	17763
20111201	18385
20111202	19684
20111203	14930
20111204	12786
20111205	16863
20111206	17784
20111207	9611
20111208	18815
20111209	18371
20111210	16354
20111211	12612
20111212	17061
20111213	17945
20111214	18938
20111215	19138
20111216	19769
20111217	14730
20111218	12564
20111219	16973
20111220	17300
20111221	17430
20111222	16955
20111223	16054
20111224	10507
20111225	6867
20111226	8418
20111227	9114
20111228	10196
20111229	10897
20111230	10637
20111231	9019
Total	498282

20110202	9422
20110203	9581
20110204	8253
20110205	7756
20110206	6644
20110207	9466
20110208	9570
20110209	9878
20110210	9953
20110211	10077
20110212	7438
20110213	6532
20110214	9375
20110215	9877
20110216	9811
20110217	10208
20110218	10086
20110219	7767
20110220	6652
20110221	9460
20110222	9732
20110223	9950
20110224	10072
20110225	10137
20110226	7859
20110227	6551
20110228	9148
20110301	9672
20110302	9854
20110303	10284
20110304	10108
20110305	8001
20110306	6642
20110307	9304
20110308	9634
20110309	9950
20110310	9978
20110311	10009
20110312	7038
20110313	6019
20110314	5550
20110315	9551
20110316	9942
20110317	10027
20110318	10162
20110319	8222
20110320	6469
20110321	9060
20110322	9616
20110323	9792

20110324	10037
20110325	10135
20110326	7979
20110327	6581
20110328	9192
20110329	9505
20110330	9748
20110331	10052
20110401	10007
20110402	7915
20110403	6887
20110404	9207
20110405	9658
20110406	9819
20110407	10111
20110408	10211
20110409	8081
20110410	6667
20110411	9329
20110412	9569
20110413	9730
20110414	10234
20110415	10305
20110416	7845
20110417	6532
20110418	8908
20110419	9326
20110420	9585
20110421	10547
20110422	4359
20110423	6058
20110424	4961
20110425	4536
20110426	5292
20110427	8690
20110428	9236
20110429	9576
20110430	7362
20110501	6363
20110502	9241
20110503	9323
20110504	9570
20110505	10081
20110506	10148
20110507	8342
20110508	6633
20110509	9072
20110510	9501
20110511	9409
20110512	9777

20110513	10204
20110514	7756
20110515	6619
20110516	8989
20110517	9430
20110518	9938
20110519	9608
20110520	9660
20110521	7630
20110522	6476
20110523	8676
20110524	9118
20110525	9347
20110526	9642
20110527	9795
20110528	7510
20110529	6567
20110530	8610
20110531	8963
20110601	9227
20110602	9265
20110603	9381
20110604	7037
20110605	6368
20110606	8708
20110607	8814
20110608	8942
20110609	9502
20110610	9450
20110611	6594
20110612	5698
20110613	4951
20110614	8876
20110615	9068
20110616	9349
20110617	9562
20110618	7721
20110619	6659
20110620	8633
20110621	8308
20110622	9265
20110623	9709
20110624	9759
20110625	7823
20110626	6427
20110627	8663
20110628	9064
20110629	9252
20110630	9704
20110701	9503

20110702	7639
20110703	6288
20110704	8607
20110705	8715
20110706	9039
20110707	9152
20110708	9491
20110709	7054
20110710	5916
20110711	8415
20110712	8706
20110713	8943
20110714	9235
20110715	8877
20110716	6872
20110717	5715
20110718	8155
20110719	8542
20110720	8744
20110721	9332
20110722	9249
20110723	7063
20110724	6047
20110725	8572
20110726	9138
20110727	9302
20110728	9523
20110729	9746
20110730	7747
20110731	6420
20110801	8697
20110802	9112
20110803	9307
20110804	9685
20110805	9660
20110806	7923
20110807	7147
20110808	8604
20110809	9198
20110810	9327
20110811	9429
20110812	9629
20110813	7857
20110814	6422
20110815	8923
20110816	9138
20110817	9371
20110818	9304
20110819	9599
20110820	7633

20110821	6625
20110822	9151
20110823	9083
20110824	9610
20110825	9684
20110826	9864
20110827	7788
20110828	6260
20110829	8832
20110830	9243
20110831	9503
20110901	9978
20110902	9991
20110903	7625
20110904	6244
20110905	8880
20110906	9031
20110907	9508
20110908	9617
20110909	9779
20110910	7457
20110911	6820
20110912	9037
20110913	9359
20110914	9659
20110915	9981
20110916	10100
20110917	7568
20110918	6624
20110919	9042
20110920	9201
20110921	9788
20110922	9838
20110923	9839
20110924	7713
20110925	6282
20110926	8977
20110927	9435
20110928	9426
20110929	9549
20110930	9877
20111001	6698
20111002	5606
20111003	5249
20111004	8879
20111005	9269
20111006	9488
20111007	9370
20111008	6740
20111009	5542

20111010	5432
20111011	9354
20111012	9680
20111013	9777
20111014	9753
20111015	7524
20111016	6692
20111017	9413
20111018	9785
20111019	9919
20111020	10118
20111021	10119
20111022	7821
20111023	6764
20111024	9197
20111025	9198
20111026	9903
20111027	10198
20111028	10321
20111029	8035
20111030	6809
20111031	9583
20111101	9307
20111102	9767
20111103	10165
20111104	10332
20111105	7889
20111106	6672
20111107	9469
20111108	9505
20111109	9867
20111110	10179
20111111	10120
20111112	8044
20111113	6906
20111114	9464
20111115	9832
20111116	10538
20111117	11165
20111118	10215
20111119	7881
20111120	6544
20111121	9422
20111122	9820
20111123	10284
20111124	10343
20111125	10636
20111126	7878
20111127	6877
20111128	9484

20111129	9724
20111130	9817
20111201	10589
20111202	10403
20111203	8111
20111204	2574
20111205	3491
20111206	3555
20111207	3640
20111208	3630
20111209	3747
20111210	2819
20111211	2464
20111212	3535
20111213	3607
20111214	3815
20111215	3760
20111216	3684
20111217	2817
20111218	2601
20111219	3530
20111220	3566
20111221	3563
20111222	3572
20111223	3434
20111224	2253
20111225	1750
20111226	1825
20111227	2041
20111228	2280
20111229	2399
20111230	2398
20110101	3749
20110102	4691
20110103	4996
20110104	7297
20110105	7639
20110106	7810
20110107	8161
20110108	6388
20110109	5468
20110110	8109
20110111	8346
20110112	8270
20110113	8542
20110114	8891
20110115	6776
20110116	5864
20110117	8667
20110118	8783

20110119	8906
20110120	9476
20110121	9331
20110122	7073
20110123	5904
20110124	8604
20110125	8987
20110126	5454
20110127	8930
20110128	9311
20110129	7079
20110130	6271
20110131	8834
20110201	9267
20111231	1982

20110202	13579
20110203	14037
20110204	8116
20110207	5494
20110208	13746
20110209	13774
20110210	14257
20110211	14348
20110212	9513
20110213	7034
20110214	13470
20110215	13510
20110216	13708
20110217	14435
20110218	14350
20110219	9322
20110220	7050
20110221	13300
20110222	13797
20110223	13942
20110224	14323
20110225	14351
20110226	9363
20110227	6945
20110228	13073
20110301	13771
20110302	14004
20110303	14394
20110304	14116
20110305	9318
20110306	6849
20110307	13199
20110308	13586
20110309	13922
20110310	14041
20110311	14146
20110312	8380
20110313	6555
20110314	7128
20110315	13649
20110316	14233
20110317	14463
20110318	14594
20110319	10820
20110320	6930
20110321	13030
20110322	13758
20110323	13887
20110324	14257
20110325	14344

20110326	10372
20110327	6947
20110328	12817
20110329	13530
20110330	13455
20110331	14375
20110401	14439
20110402	9296
20110403	7420
20110404	13320
20110405	13679
20110406	13836
20110407	14221
20110408	14616
20110409	9680
20110410	6806
20110411	13087
20110412	13326
20110413	13348
20110414	13966
20110415	14036
20110416	9393
20110417	6868
20110418	12746
20110419	13231
20110420	13395
20110421	14296
20110422	4147
20110423	7003
20110424	5186
20110425	5122
20110426	6005
20110427	12574
20110428	13131
20110429	13199
20110430	8894
20110501	6590
20110502	12747
20110503	13420
20110504	13185
20110505	13872
20110506	13979
20110507	9687
20110508	7208
20110509	12639
20110510	13237
20110511	13398
20110512	13734
20110513	13992
20110514	9585

20110515	6986
20110516	12858
20110517	13403
20110518	13366
20110519	13623
20110520	14132
20110521	9169
20110522	6597
20110523	12639
20110524	13260
20110525	13196
20110526	13926
20110527	14114
20110528	9291
20110529	6743
20110530	12670
20110531	13332
20110601	13309
20110602	13711
20110603	14132
20110604	9133
20110605	6821
20110606	12734
20110607	12749
20110608	12953
20110609	13466
20110610	13762
20110611	8043
20110612	5729
20110613	5391
20110614	12766
20110615	13058
20110616	13407
20110617	13825
20110618	9272
20110619	6847
20110620	12710
20110621	13124
20110622	13155
20110623	13758
20110624	13896
20110625	9562
20110626	6747
20110627	12671
20110628	13331
20110629	13049
20110630	13736
20110701	13737
20110702	8642
20110703	6378

20110704	12271
20110705	12404
20110706	12478
20110707	13226
20110708	13008
20110709	8652
20110710	6317
20110711	12187
20110712	12571
20110713	12538
20110714	12944
20110715	13248
20110716	8463
20110717	6509
20110718	11967
20110719	12386
20110720	12813
20110721	13267
20110722	13171
20110723	8770
20110724	6532
20110725	12567
20110726	12938
20110727	12725
20110728	13178
20110729	13539
20110730	9040
20110731	6354
20110801	4246
20110803	1610
20110804	13688
20110805	13632
20110806	8378
20110807	6229
20110808	12298
20110809	12851
20110810	13022
20110811	13293
20110812	13473
20110813	9034
20110814	6609
20110815	12555
20110816	13087
20110817	13027
20110818	13364
20110819	13296
20110820	8799
20110821	6460
20110822	12365
20110823	13196

20110824	13158
20110825	13747
20110826	13684
20110827	9032
20110828	6735
20110829	12479
20110830	12929
20110831	13098
20110901	13718
20110902	13869
20110903	9207
20110904	6518
20110905	12497
20110906	12834
20110907	13201
20110908	13463
20110909	13712
20110910	9031
20110911	6747
20110912	12558
20110913	13049
20110914	13212
20110915	13851
20110916	13943
20110917	9365
20110918	7073
20110919	12913
20110920	12991
20110921	13366
20110922	13678
20110923	13872
20110924	9605
20110925	7370
20110926	12845
20110927	13174
20110928	13203
20110929	13795
20110930	13784
20111001	7672
20111002	5579
20111003	5672
20111004	12180
20111005	12746
20111006	13050
20111007	13072
20111008	8092
20111009	5959
20111010	6839
20111011	12892
20111012	13153

20111013	13642
20111014	13693
20111015	9163
20111016	6709
20111017	12802
20111018	13317
20111019	13306
20111020	13644
20111021	12304
20111022	3281
20111023	1994
20111024	4404
20111025	8063
20111026	13295
20111027	13794
20111028	13936
20111029	9092
20111030	6832
20111031	12956
20111101	12672
20111102	13347
20111103	13823
20111104	11894
20111105	3225
20111106	1978
20111107	6741
20111108	12999
20111109	13154
20111110	13750
20111111	13839
20111112	9307
20111113	6971
20111114	12792
20111115	13128
20111116	13406
20111117	14021
20111118	12464
20111119	3259
20111120	2105
20111121	5657
20111122	5806
20111123	6258
20111124	7100
20111125	7919
20111126	4345
20111127	3462
20111128	6433
20111129	5609
20111130	5761
20111201	6783

20111202	6343
20111203	4255
20111204	3274
20111205	5555
20111206	5773
20111207	6454
20111208	7038
20111209	6025
20111210	5031
20111211	3259
20111212	1399

20110202	6229
20110203	6668
20110204	6996
20110205	6497
20110206	5747
20110207	6407
20110208	6590
20110209	6923
20110210	6924
20110211	6983
20110212	5967
20110213	5489
20110214	6775
20110215	6699
20110216	6583
20110217	5562
20110218	5321
20110219	5142
20110220	4217
20110221	4553
20110222	5295
20110223	5272
20110224	5396
20110225	5741
20110226	4889
20110227	4033
20110228	4831
20110301	4792
20110302	6115
20110303	7093
20110304	7535
20110305	7646
20110306	6375
20110307	6730
20110308	6804
20110309	6955
20110310	6848
20110311	7285
20110312	6307
20110313	5360
20110314	5087
20110315	6373
20110316	7087
20110317	6937
20110318	7521
20110319	7093
20110320	5953
20110321	6264
20110322	6559
20110323	6886

20110324	7036
20110325	7498
20110326	7061
20110327	5647
20110328	6552
20110329	6623
20110330	6729
20110331	7218
20110401	7629
20110402	7595
20110403	6343
20110404	6551
20110405	6609
20110406	6546
20110407	6750
20110408	7336
20110409	6677
20110410	5455
20110411	6204
20110412	6525
20110413	6736
20110414	7071
20110415	7477
20110416	6773
20110417	5886
20110418	6172
20110419	6582
20110420	6701
20110421	6836
20110422	4073
20110423	5574
20110424	4278
20110425	4545
20110426	5204
20110427	6135
20110428	6292
20110429	6839
20110430	6347
20110501	5905
20110502	6207
20110503	5951
20110504	6289
20110505	6699
20110506	6732
20110507	6961
20110508	5782
20110509	5938
20110510	6309
20110511	6536
20110512	6876

20110513	7164
20110514	6945
20110515	5191
20110516	6224
20110517	6516
20110518	6869
20110519	7014
20110520	7594
20110521	7199
20110522	5561
20110523	5947
20110524	6262
20110525	7258
20110526	7151
20110527	7794
20110528	7236
20110529	5612
20110530	6315
20110531	6557
20110601	7055
20110602	7041
20110603	7530
20110604	6770
20110605	6151
20110606	6600
20110607	6741
20110608	6474
20110609	6418
20110610	7060
20110611	6362
20110612	5307
20110613	5029
20110614	6185
20110615	6815
20110616	6366
20110617	6793
20110618	6494
20110619	5481
20110620	6417
20110621	6052
20110622	6509
20110623	6678
20110624	7147
20110625	6961
20110626	5748
20110627	6144
20110628	6479
20110629	6724
20110630	6811
20110701	7174

20110702	6888
20110703	6419
20110704	5471
20110705	6107
20110706	6203
20110707	6453
20110708	6831
20110709	6645
20110710	5123
20110711	6004
20110712	6241
20110713	6356
20110714	6119
20110715	6821
20110716	6130
20110717	5285
20110718	5612
20110719	5460
20110720	6068
20110721	6472
20110722	6797
20110723	6245
20110724	5340
20110725	6056
20110726	6220
20110727	6553
20110728	6636
20110729	7414
20110730	6682
20110731	5487
20110801	6024
20110802	6029
20110803	6259
20110804	6989
20110805	6899
20110806	6508
20110807	5613
20110808	5951
20110809	5935
20110810	6653
20110811	6069
20110812	7130
20110813	7301
20110814	5700
20110815	6336
20110816	6607
20110817	6584
20110818	5947
20110819	6902
20110820	6384

20110821	5424
20110822	6525
20110823	6641
20110824	6651
20110825	7121
20110826	7535
20110827	6957
20110828	5836
20110829	6472
20110830	6812
20110831	7036
20110901	7092
20110902	7632
20110903	7381
20110904	5936
20110905	6441
20110906	6625
20110907	7254
20110908	6666
20110909	6932
20110910	6634
20110911	5710
20110912	6524
20110913	6749
20110914	6675
20110915	7156
20110916	10725
20110917	7657
20110918	5724
20110919	6599
20110920	6950
20110921	7458
20110922	7945
20110923	8156
20110924	7079
20110925	5891
20110926	6599
20110927	6775
20110928	6995
20110929	6378
20110930	7130
20111001	6187
20111002	4873
20111003	5168
20111004	6627
20111005	6439
20111006	6695
20111007	6779
20111008	5793
20111009	4593

20111010	5311
20111011	6601
20111012	6601
20111013	6490
20111014	7309
20111015	6970
20111016	5577
20111017	6491
20111018	6741
20111019	6617
20111020	7193
20111021	7836
20111022	6992
20111023	5912
20111024	6118
20111025	6567
20111026	6980
20111027	7086
20111028	7772
20111029	7252
20111030	6262
20111031	6638
20111101	6893
20111102	7181
20111103	6915
20111104	7931
20111105	6944
20111106	5953
20111107	6287
20111108	6232
20111109	7202
20111110	7064
20111111	7279
20111112	7430
20111113	5741
20111114	6353
20111115	6727
20111116	7111
20111117	7443
20111118	7772
20111119	7023
20111120	5627
20111121	6532
20111122	6526
20111123	7108
20111124	7301
20111125	7451
20111126	6537
20111127	6520
20111128	6679

20111129	6726
20111130	6595
20111201	7225
20111202	7354
20111203	7283
20111204	5711
20111205	6731
20111206	7003
20111207	7557
20111208	7468
20111209	8233
20111210	7809
20111211	6385
20111212	1844
20111213	7325
20111214	7355
20111215	7670
20111216	7956
20111217	7187
20111218	6250
20111219	6902
20111220	7509
20111221	8096
20111222	7913
20111223	7665
20111224	6256
20111225	3314
20111226	4332
20111227	4548
20111228	5290
20111229	5168
20111230	5690
20111231	5085
20110101	3402
20110102	4258
20110103	3919
20110104	5145
20110105	5326
20110106	6058
20110107	6075
20110108	5688
20110109	4782
20110110	5398
20110111	5628
20110112	5653
20110113	5629
20110114	6356
20110115	6081
20110116	5216
20110117	5831

20110118	5707
20110119	6223
20110120	6602
20110121	6992
20110122	6229
20110123	5418
20110124	6057
20110125	6364
20110126	4898
20110127	6231
20110128	6125
20110129	6373
20110130	5102
20110131	6102
20110201	6284

Total	2342804
-------	---------

20110202	9177
20110203	9409
20110204	9418
20110205	8404
20110206	8353
20110207	9416
20110208	9661
20110209	9806
20110210	9623
20110211	10269
20110212	8449
20110213	7890
20110214	9419
20110215	9434
20110216	9551
20110217	9633
20110218	10435
20110219	8653
20110220	8164
20110221	9682
20110222	9729
20110223	9873
20110224	9873
20110225	11208
20110226	9737
20110227	8683
20110228	9589
20110301	9478
20110302	9779
20110303	10184
20110304	10650
20110305	7922
20110306	8076
20110307	9527
20110308	9787
20110309	9692
20110310	9666
20110311	10969
20110312	8487
20110313	7668
20110314	6983
20110315	9607
20110316	9912
20110317	10038
20110318	10906
20110319	9509
20110320	8081
20110321	9472
20110322	9465
20110323	9638

20110324	9665
20110325	10641
20110326	9286
20110327	8123
20110328	9416
20110329	9714
20110330	9562
20110331	9942
20110401	10529
20110402	9863
20110403	9610
20110404	9416
20110405	9474
20110406	9626
20110407	9891
20110408	10668
20110409	9228
20110410	7342
20110411	9419
20110412	9357
20110413	9546
20110414	9716
20110415	10570
20110416	8957
20110417	7840
20110418	9020
20110419	9172
20110420	9709
20110421	11299
20110422	8058
20110423	7399
20110424	6844
20110425	7219
20110426	7994
20110427	8947
20110428	9137
20110429	9488
20110430	8345
20110501	8788
20110502	8873
20110503	9076
20110504	9215
20110505	9405
20110506	8993
20110507	9292
20110508	8264
20110509	9237
20110510	9176
20110511	9106
20110512	9199

20110513	10101
20110514	8826
20110515	7448
20110516	8994
20110517	9275
20110518	9134
20110519	9480
20110520	10433
20110521	9011
20110522	7333
20110523	8870
20110524	9111
20110525	9370
20110526	9609
20110527	10397
20110528	9107
20110529	7636
20110530	9006
20110531	9225
20110601	9360
20110602	9420
20110603	10120
20110604	8699
20110605	8633
20110606	8949
20110607	9170
20110608	9057
20110609	9459
20110610	10772
20110611	8820
20110612	6917
20110613	7395
20110614	9152
20110615	9439
20110616	9407
20110617	9809
20110618	8622
20110619	7364
20110620	8925
20110621	8793
20110622	9280
20110623	9469
20110624	10078
20110625	9119
20110626	7683
20110627	9231
20110628	9284
20110629	9291
20110630	9823
20110728	9623

20110729	6190
20110730	9004
20110731	7350
20110801	8804
20110802	9108
20110803	9148
20110804	9472
20110805	10163
20110806	8735
20110807	8014
20110808	8829
20110809	9153
20110810	9315
20110811	9446
20110812	10409
20110813	8731
20110814	7865
20110815	9071
20110816	9485
20110817	9118
20110818	8976
20110819	10115
20110820	8837
20110821	7538
20110822	8909
20110823	9054
20110824	9484
20110825	9674
20110826	10113
20110827	9099
20110828	7945
20110829	9053
20110830	9233
20110831	9423
20110901	9452
20110902	10531
20110903	9093
20110904	9167
20110905	9105
20110906	8294
20110907	9334
20110908	9693
20110909	10161
20110910	8638
20110911	7531
20110912	9388
20110913	9224
20110914	9281
20110915	9589
20110916	10110

20110917	8717
20110918	7764
20110919	9307
20110920	9266
20110921	9593
20110922	10152
20110923	10825
20110924	9158
20110925	7893
20110926	9532
20110927	9571
20110928	6832
20110929	9481
20110930	11222
20111001	8702
20111002	8274
20111003	7168
20111004	9249
20111005	9397
20111006	9644
20111007	10452
20111008	8246
20111009	6805
20111010	6560
20111011	9193
20111012	9417
20111013	9445
20111014	10409
20111015	9455
20111016	8467
20111017	9370
20111018	9434
20111019	9795
20111020	9920
20111021	10866
20111022	9015
20111023	8145
20111024	9398
20111025	9330
20111026	9614
20111027	9898
20111028	10848
20111029	8824
20111030	8428
20111031	9519
20111101	9648
20111102	9772
20111103	9672
20111104	10735
20111105	9243

20111106	9511
20111107	9606
20111108	9328
20111109	9705
20111110	9632
20111111	10827
20111112	9171
20111113	8032
20111114	9541
20111115	9571
20111116	9835
20111117	10146
20111118	11036
20111119	9654
20111120	7838
20111121	9659
20111122	9603
20111123	9859
20111124	10195
20111125	10736
20111126	8808
20111127	9085
20111128	9736
20111129	9587
20111130	9524
20111201	10005
20111202	10902
20111203	9472
20111204	9492
20111205	9734
20111206	9909
20111207	10286
20111208	10238
20111209	11014
20111210	10110
20111211	8537
20111212	2130
20111213	9943
20111214	10296
20111215	10413
20111216	11051
20111217	10007
20111218	8255
20111219	9644
20111220	10152
20111221	10596
20111222	10839
20111223	11912
20111224	9110
20111225	6005

20111226	6620
20111227	7213
20111228	7375
20111229	7320
20111230	7712
20111231	6261
20110701	49221
20110727	35556
20110714	9124
20110715	10041
20110716	8414
20110717	7338
20110718	8719
20110719	8657
20110720	8906
20110721	9144
20110722	9965
20110723	8302
20110724	7172
20110725	9015
20110726	9436
20110702	8972
20110703	8738
20110704	8864
20110705	8925
20110706	9069
20110707	9366
20110708	10227
20110709	8573
20110710	7345
20110711	9020
20110712	8849
20110713	9199
Total	3125278

20110202	9177
20110203	9409
20110204	9418
20110205	8404
20110206	8353
20110207	9416
20110208	9661
20110209	9806
20110210	9623
20110211	10269
20110212	8449
20110213	7890
20110214	9419
20110215	9434
20110216	9551
20110217	9633
20110218	10435
20110219	8653
20110220	8164
20110221	9682
20110222	9729
20110223	9873
20110224	9873
20110225	11208
20110226	9737
20110227	8683
20110228	9589
20110301	9478
20110302	9779
20110303	10184
20110304	10650
20110305	7922
20110306	8076
20110307	9527
20110308	9787
20110309	9692
20110310	9666
20110311	10969
20110312	8487
20110313	7668
20110314	6983
20110315	9607
20110316	9912
20110317	10038
20110318	10906
20110319	9509
20110320	8081
20110321	9472
20110322	9465
20110323	9638

20110324	9665
20110325	10641
20110326	9286
20110327	8123
20110328	9416
20110329	9714
20110330	9562
20110331	9942
20110401	10529
20110402	9863
20110403	9610
20110404	9416
20110405	9474
20110406	9626
20110407	9891
20110408	10668
20110409	9228
20110410	7342
20110411	9419
20110412	9357
20110413	9546
20110414	9716
20110415	10570
20110416	8957
20110417	7840
20110418	9020
20110419	9172
20110420	9709
20110421	11299
20110422	8058
20110423	7399
20110424	6844
20110425	7219
20110426	7994
20110427	8947
20110428	9137
20110429	9488
20110430	8345
20110501	8788
20110502	8873
20110503	9076
20110504	9215
20110505	9405
20110506	8993
20110507	9292
20110508	8264
20110509	9237
20110510	9176
20110511	9106
20110512	9199

20110513	10101
20110514	8826
20110515	7448
20110516	8994
20110517	9275
20110518	9134
20110519	9480
20110520	10433
20110521	9011
20110522	7333
20110523	8870
20110524	9111
20110525	9370
20110526	9609
20110527	10397
20110528	9107
20110529	7636
20110530	9006
20110531	9225
20110601	9360
20110602	9420
20110603	10120
20110604	8699
20110605	8633
20110606	8949
20110607	9170
20110608	9057
20110609	9459
20110610	10772
20110611	8820
20110612	6917
20110613	7395
20110614	9152
20110615	9439
20110616	9407
20110617	9809
20110618	8622
20110619	7364
20110620	8925
20110621	8793
20110622	9280
20110623	9469
20110624	10078
20110625	9119
20110626	7683
20110627	9231
20110628	9284
20110629	9291
20110630	9823
20110728	9623

20110729	6190
20110730	9004
20110731	7350
20110801	8804
20110802	9108
20110803	9148
20110804	9472
20110805	10163
20110806	8735
20110807	8014
20110808	8829
20110809	9153
20110810	9315
20110811	9446
20110812	10409
20110813	8731
20110814	7865
20110815	9071
20110816	9485
20110817	9118
20110818	8976
20110819	10115
20110820	8837
20110821	7538
20110822	8909
20110823	9054
20110824	9484
20110825	9674
20110826	10113
20110827	9099
20110828	7945
20110829	9053
20110830	9233
20110831	9423
20110901	9452
20110902	10531
20110903	9093
20110904	9167
20110905	9105
20110906	8294
20110907	9334
20110908	9693
20110909	10161
20110910	8638
20110911	7531
20110912	9388
20110913	9224
20110914	9281
20110915	9589
20110916	10110

20110917	8717
20110918	7764
20110919	9307
20110920	9266
20110921	9593
20110922	10152
20110923	10825
20110924	9158
20110925	7893
20110926	9532
20110927	9571
20110928	6832
20110929	9481
20110930	11222
20111001	8702
20111002	8274
20111003	7168
20111004	9249
20111005	9397
20111006	9644
20111007	10452
20111008	8246
20111009	6805
20111010	6560
20111011	9193
20111012	9417
20111013	9445
20111014	10409
20111015	9455
20111016	8467
20111017	9370
20111018	9434
20111019	9795
20111020	9920
20111021	10866
20111022	9015
20111023	8145
20111024	9398
20111025	9330
20111026	9614
20111027	9898
20111028	10848
20111029	8824
20111030	8428
20111031	9519
20111101	9648
20111102	9772
20111103	9672
20111104	10735
20111105	9243

20111106	9511
20111107	9606
20111108	9328
20111109	9705
20111110	9632
20111111	10827
20111112	9171
20111113	8032
20111114	9541
20111115	9571
20111116	9835
20111117	10146
20111118	11036
20111119	9654
20111120	7838
20111121	9659
20111122	9603
20111123	9859
20111124	10195
20111125	10736
20111126	8808
20111127	9085
20111128	9736
20111129	9587
20111130	9524
20111201	10005
20111202	10902
20111203	9472
20111204	9492
20111205	9734
20111206	9909
20111207	10286
20111208	10238
20111209	11014
20111210	10110
20111211	8537
20111212	2130
20111213	9943
20111214	10296
20111215	10413
20111216	11051
20111217	10007
20111218	8255
20111219	9644
20111220	10152
20111221	10596
20111222	10839
20111223	11912
20111224	9110
20111225	6005

20111226	6620
20111227	7213
20111228	7375
20111229	7320
20111230	7712
20111231	6261
20110701	49221
20110727	35556
20110714	9124
20110715	10041
20110716	8414
20110717	7338
20110718	8719
20110719	8657
20110720	8906
20110721	9144
20110722	9965
20110723	8302
20110724	7172
20110725	9015
20110726	9436
20110702	8972
20110703	8738
20110704	8864
20110705	8925
20110706	9069
20110707	9366
20110708	10227
20110709	8573
20110710	7345
20110711	9020
20110712	8849
20110713	9199
Total	3125278

20110202	10923
20110203	11146
20110204	11356
20110205	9872
20110206	8525
20110207	10459
20110208	11187
20110209	10535
20110210	11071
20110211	11718
20110212	10770
20110213	8764
20110214	10650
20110215	10966
20110216	10635
20110217	11065
20110218	12619
20110219	10332
20110220	9001
20110221	10716
20110222	11257
20110223	10918
20110224	11604
20110225	14042
20110226	13007
20110227	10330
20110228	9982
20110301	10582
20110302	10411
20110303	11149
20110304	12395
20110305	7460
20110306	6906
20110307	10378
20110308	11036
20110309	10174
20110310	11370
20110311	12725
20110312	10223
20110313	8878
20110314	7569
20110315	10550
20110316	11373
20110317	11345
20110318	12731
20110319	11714
20110320	8910
20110321	9563
20110322	10185
20110323	10073

20110324	10816
20110325	12562
20110326	11377
20110327	8659
20110328	10544
20110329	10420
20110330	10720
20110331	11289
20110401	12593
20110402	11067
20110403	9162
20110404	10783
20110405	10874
20110406	10871
20110407	11616
20110408	12678
20110409	11153
20110410	8116
20110411	11066
20110412	10235
20110413	11460
20110414	11856
20110415	12313
20110416	10500
20110417	9047
20110418	11038
20110419	11279
20110420	11151
20110421	12901
20110422	8488
20110423	8707
20110424	7959
20110425	8321
20110426	8178
20110427	10618
20110428	10928
20110429	11342
20110430	9822
20110501	8580
20110502	10382
20110519	11384
20110520	12309
20110521	10262
20110522	7778
20110523	10142
20110524	10880
20110525	11340
20110526	11005
20110527	12061
20110528	10366

20110529	8161
20110530	10131
20110531	10671
20110601	10636
20110602	11205
20110603	12046
20110604	9893
20110605	8434
20110606	10361
20110607	10744
20110608	10299
20110609	10864
20110610	12090
20110611	9972
20110612	7853
20110613	7722
20110614	10700
20110615	10939
20110616	10953
20110617	11712
20110618	10365
20110619	7978
20110620	10575
20110621	10105
20110622	10985
20110623	11394
20110624	12318
20110625	10903
20110626	8512
20110627	10600
20110628	11155
20110629	11059
20110630	11491
20110701	12126
20110702	10554
20110703	8509
20110704	10657
20110705	10460
20110706	10895
20110707	11479
20110708	12070
20110709	10061
20110710	8081
20110711	10668
20110712	10978
20110713	11152
20110714	11444
20110715	11913
20110716	9563
20110717	8048

20110718	10054
20110719	10367
20110720	10726
20110721	10983
20110722	11811
20110723	9835
20110724	7947
20110725	10678
20110726	11102
20110727	10842
20110728	11506
20110729	12109
20110730	10458
20110731	8028
20110801	10006
20110802	10259
20110803	10580
20110804	10811
20110805	12339
20110806	10174
20110807	8243
20110808	10377
20110809	10558
20110810	10643
20110811	11068
20110812	12501
20110813	10759
20110814	8799
20110815	10843
20110816	11140
20110817	9789
20110818	11053
20110819	12247
20110820	10575
20110821	8513
20110822	10462
20110823	10900
20110824	11090
20110825	11558
20110826	12866
20110827	10873
20110828	8422
20110829	10653
20110830	11202
20110831	10876
20110901	11521
20110902	12657
20110903	10960
20110904	9433
20110905	10959

20110906	10524
20110907	10826
20110908	11518
20110909	12304
20110910	10403
20110911	8560
20110912	11000
20110913	11102
20110914	11213
20110915	11600
20110916	14286
20110917	13762
20110918	11070
20110919	11647
20110920	11594
20110921	11990
20110922	12393
20110923	13551
20110924	11711
20110925	9386
20110926	11384
20110927	11473
20110928	10827
20110929	10855
20110930	13066
20111001	9775
20111002	8845
20111003	8630
20111004	10830
20111005	11015
20111006	11127
20111007	11835
20111008	9334
20111009	7654
20111010	7649
20111011	10331
20111012	10458
20111013	10884
20111014	12030
20111015	10211
20111016	8710
20111017	10475
20111018	10704
20111019	10796
20111020	11195
20111021	12210
20111022	10676
20111023	9109
20111024	10626
20111025	10003

20111026	10788
20111027	11236
20111028	12437
20111029	10445
20111030	9160
20111031	10804
20111101	11207
20111102	10776
20111103	11095
20111104	12187
20111105	10374
20111106	8971
20111107	10496
20111108	10244
20111109	10913
20111110	10826
20111111	12273
20111112	10462
20111113	8523
20111114	10613
20111115	10873
20111116	10947
20111117	11150
20111118	12403
20111119	10547
20111120	8344
20111121	10681
20111122	10736
20111123	10969
20111124	11355
20111125	12035
20111126	10461
20111127	9207
20111128	10648
20111129	10576
20111130	10424
20111201	11389
20111202	12535
20111203	10554
20111204	9080
20111205	10869
20111206	11242
20111207	11611
20111208	11941
20111209	10957
20111210	11401
20111211	9111
20111212	6388
20111213	11243
20111214	11736

20111215	11784
20111216	12735
20111217	11054
20111218	8867
20111219	10503
20111220	11051
20111221	11522
20111222	11506
20111223	11854
20111224	8843
20111225	6026
20111226	7173
20111227	7877
20111228	7978
20111229	8127
20111230	8616
20111231	7424
20110504	9569
20110505	10755
20110506	11522
20110507	11072
20110508	8371
20110509	10079
20110510	9305
20110511	10176
20110512	10467
20110513	11330
20110514	10201
20110515	8162
20110516	10274
20110517	10284
20110503	10227
20110518	571

20110101	6442
20110102	8020
20110103	8241
20110104	10623
20110105	10822
20110106	11140
20110107	11643
20110108	10112
20110109	8810
20110110	11395
20110111	11352
20110112	11482
20110113	11834
20110114	12045
20110115	10196
20110116	9162
20110117	11331
20110118	11511
20110119	11020
20110120	5141
20110228	5340
20110301	11867
20110302	11963
20110303	12006
20110304	12913
20110305	10983
20110306	9315
20110307	12489
20110308	11756
20110309	12587
20110310	12079
20110311	13207
20110312	12112
20110313	9101
20110314	9453
20110315	11993
20110316	12420
20110317	12664
20110324	292
20110406	5903
20110407	11442
20110408	13208
20110409	11655
20110410	9242
20110411	11418
20110412	11927
20110413	11838
20110414	11227
20110415	12793
20110416	11219

20110417	9603
20110418	11582
20110419	12191
20110420	12615
20110421	12916
20110422	8004
20110423	9071
20110424	8264
20110425	9007
20110426	9414
20110427	11748
20110428	10315
20110429	12278
20110430	10404
20110501	9140
20110502	11312
20110503	11602
20110504	11783
20110505	12157
20110506	12689
20110507	11003
20110508	9322
20110509	10865
20110510	11647
20110511	11573
20110512	11847
20110513	12580
20110514	10754
20110515	9539
20110516	11522
20110517	11600
20110518	11668
20110519	11966
20110520	12436
20110521	11091
20110522	9110
20110523	10745
20110524	10807
20110525	11078
20110526	11246
20110527	12554
20110528	10967
20110529	9335
20110530	11204
20110531	11079
20110601	11758
20110602	11926
20110603	12378
20110604	11077
20110605	9147

20110606	11447
20110607	11412
20110608	11753
20110609	11899
20110610	12575
20110611	10396
20110612	8886
20110613	8919
20110614	11627
20110615	11743
20110616	11922
20110617	12380
20110618	11050
20110619	9654
20110620	11480
20110621	10496
20110622	11750
20110623	12319
20110624	12785
20110625	11298
20110626	10077
20110627	11552
20110628	11712
20110629	11977
20110630	12232
20110701	12753
20110702	11182
20110703	9735
20110704	11690
20110705	11853
20110706	11942
20110707	12209
20110708	12985
20110709	11415
20110710	10172
20110711	11720
20110712	11876
20110713	12034
20110714	12259
20110715	13038
20110716	11260
20110717	10172
20110718	11545
20110719	11305
20110720	11855
20110721	12202
20110722	12898
20110723	11233
20110724	10822
20110725	11578

20110726	11698
20110727	11891
20110728	12032
20110729	13119
20110730	11370
20110731	10732
20110801	12032
20110802	11570
20110803	12125
20110804	12458
20110805	12886
20110806	11531
20110807	10829
20110808	11515
20110809	11845
20110810	11773
20110811	11353
20110812	12992
20110813	11525
20110814	10933
20110815	11780
20110816	11823
20110817	11832
20110818	12327
20110819	12966
20110820	11415
20110821	11160
20110822	11849
20110823	11719
20110824	12140
20110825	12000
20110826	13040
20110827	11622
20110828	11120
20110829	11705
20110830	11631
20110831	11875
20110901	12049
20110902	13116
20110903	11482
20110904	10400
20110905	11660
20110906	11602
20110907	11827
20110908	12288
20110909	12774
20110910	11436
20110911	10495
20110912	11696
20110913	11693

20110914	11941
20110915	12394
20110916	12964
20110917	11338
20110918	10090
20110919	11615
20110920	11641
20110921	12021
20110922	12160
20110923	12826
20110924	11318
20110925	9711
20110926	10598
20110927	11844
20110928	11999
20110929	11660
20110930	12939
20111001	10408
20111002	8644
20111003	9128
20111004	11852
20111005	11663
20111006	12043
20111007	12562
20111008	10308
20111009	8626
20111010	9485
20111011	11521
20111012	11935
20111013	12042
20111014	12419
20111015	10767
20111016	9335
20111017	11936
20111018	11902
20111019	11945
20111020	12251
20111021	12658
20111022	11034
20111023	9606
20111024	11649
20111025	11685
20111026	11832
20111027	12247
20111028	12775
20111029	11108
20111030	9915
20111031	11648
20111101	11477
20111102	11922

20111103	12354
20111104	13124
20111105	11274
20111106	9696
20111107	12072
20111108	11885
20111109	12226
20111110	12636
20111111	13132
20111112	11286
20111113	9858
20111114	11744
20111115	12030
20111116	11938
20111117	12493
20111118	12925
20111119	11287
20111120	9682
20111121	11495
20111122	12047
20111123	12293
20111124	12500
20111125	13064
20111126	11144
20111127	10034
20111128	12052
20111129	12307
20111130	11967
20111201	11886
20111202	13357
20111203	11649
20111204	9939
20111205	11461
20111206	12119
20111207	12352
20111208	12807
20111209	13309
20111210	12010
20111211	9510
20111212	7030
20111213	12306
20111214	12401
20111215	12796
20111216	13584
20111217	11860
20111218	10040
20111219	12393
20111220	12517
20111221	12820
20111222	13010

20111223	12926
20111224	10077
20111225	7337
20111226	8375
20111227	8801
20111228	9543
20111229	9722
20111230	9886
20111231	8454
20110318	12165
20110326	1949
20110327	9752
20110328	11814
20110329	12271
20110330	12248
20110331	12705
20110401	13252
20110402	11415
20110403	9483
20110404	11598
20110405	11702
20110319	11866
20110320	9729
20110321	6880

20110101	6424
20110102	7825
20110103	7155
20110104	9642
20110105	9912
20110106	10108
20110107	10568
20110108	9543
20110109	8510
20110110	10045
20110111	10108
20110112	10578
20110113	10596
20110114	10800
20110115	9699
20110116	8841
20110117	10136
20110118	10259
20110119	10380
20110120	10992
20110121	11414
20110122	9787
20110123	8760
20110124	10423
20110125	11044
20110126	8431
20110127	10506
20110128	11007
20110129	9891
20110130	9009
20110131	10425
20110201	10682
20110202	10710
20110203	11213
20110204	11031
20110205	9764
20110206	8751
20110207	10442
20110208	10754
20110209	10785
20110210	10978
20110211	11571
20110212	9892
20110213	8931
20110214	10324
20110215	10634
20110216	11303
20110217	11009
20110218	11372
20110219	10042

20110220	9094
20110221	10568
20110222	10640
20110223	10777
20110224	11171
20110225	11346
20110226	10216
20110227	9091
20110228	10514
20110301	10832
20110302	10816
20110303	11075
20110304	11401
20110305	10115
20110306	9068
20110307	10351
20110308	10879
20110309	10875
20110310	10959
20110311	11439
20110312	9872
20110313	8622
20110314	9021
20110315	10755
20110316	10933
20110317	11188
20110318	11419
20110319	10678
20110320	9132
20110321	10814
20110322	10447
20110323	10797
20110324	11044
20110325	11539
20110326	10313
20110327	9125
20110328	10456
20110329	10631
20110330	10905
20110331	11065
20110401	11532
20110402	10495
20110403	9017
20110404	10498
20110405	10534
20110406	3320
20110411	9958
20110413	10221
20110414	21
20110419	10915

20110420	10999
20110421	12037
20110422	8891
20110423	8718
20110424	7660
20110425	7856
20110426	8439
20110427	10427
20110428	10674
20110429	10976
20110430	9630
20110501	8801
20110502	10197
20110503	10314
20110504	10734
20110505	10913
20110506	11110
20110507	9906
20110508	8963
20110509	10175
20110510	10666
20110511	10358
20110512	10674
20110513	11150
20110514	9934
20110515	9015
20110516	10265
20110517	3257
20110607	8665
20110608	12488
20110609	12599
20110610	12627
20110611	8592
20110612	7508
20110613	7209
20110614	12066
20110615	12391
20110616	12767
20110617	12543
20110618	9843
20110619	8949
20110620	9276
20110621	10720
20110622	10609
20110623	11046
20110624	11839
20110625	10819
20110626	9582
20110627	11068
20110628	10692

20110629	10727
20110630	10915
20110701	11758
20110702	10526
20110703	9598
20110704	10675
20110705	10921
20110706	10868
20110707	11081
20110708	12070
20110709	10863
20110710	10001
20110711	10558
20110712	10674
20110713	10986
20110714	11093
20110715	12108
20110716	10473
20110717	9750
20110718	10264
20110719	10514
20110720	10536
20110721	11074
20110722	12465
20110723	10730
20110724	9678
20110725	10395
20110726	10610
20110727	10806
20110728	11322
20110729	12531
20110730	10984
20110731	9781
20110801	10485
20110802	10520
20110803	10848
20110804	11443
20110805	12474
20110806	10847
20110807	9696
20110808	10614
20110809	10611
20110810	10648
20110811	11917
20110812	12461
20110813	10973
20110814	9929
20110815	10434
20110816	10874
20110817	11430

20110818	11521
20110819	12683
20110820	10730
20110821	10082
20110822	10559
20110823	10786
20110824	10833
20110825	11512
20110826	12474
20110827	10995
20110828	10034
20110829	10364
20110830	10691
20110831	10861
20110901	11348
20110902	12318
20110903	10753
20110904	9782
20110905	10533
20110906	10963
20110907	10636
20110908	11068
20110909	12031
20110910	10382
20110911	9526
20110912	10398
20110913	10739
20110914	10938
20110915	11339
20110916	11914
20110917	10383
20110918	9336
20110919	10780
20110920	10739
20110921	10839
20110922	11179
20110923	11396
20110924	10390
20110925	9086
20110926	10179
20110927	10775
20110928	11028
20110929	11284
20110930	11866
20111001	9760
20111002	8041
20111003	8257
20111004	10656
20111005	10454
20111006	10828

20111007	10939
20111008	9411
20111009	8135
20111010	9162
20111011	10881
20111012	11017
20111013	10960
20111014	11255
20111015	10025
20111016	9121
20111017	10618
20111018	10677
20111019	10882
20111020	11126
20111021	11498
20111022	10073
20111023	9315
20111024	10402
20111025	10850
20111026	10732
20111027	10984
20111028	11320
20111029	10181
20111030	9782
20111031	10229
20111101	10359
20111102	10800
20111103	11185
20111104	11928
20111105	10496
20111106	9185
20111107	10419
20111108	10978
20111109	10825
20111110	11172
20111111	11736
20111112	10489
20111113	9486
20111114	10703
20111115	10894
20111116	11068
20111117	11143
20111118	11794
20111119	10356
20111120	9118
20111121	10509
20111122	11211
20111123	11054
20111124	11323
20111125	12371

20111126	10121
20111127	9468
20111128	10693
20111129	11144
20111130	11436
20111201	11571
20111202	11784
20111203	10703
20111204	9169
20111205	10538
20111206	10802
20111207	11084
20111208	11657
20111209	12000
20111210	11082
20111211	9258
20111212	4112
20111213	10851
20111214	11242
20111215	11188
20111216	12055
20111217	11249
20111218	9746
20111219	11015
20111220	11313
20111221	11472
20111222	11751
20111223	11984
20111224	9613
20111225	6614
20111226	8031
20111227	8462
20111228	8838
20111229	9157
20111230	9018
20111231	7695
20110407	10151
20110408	10665
20110409	9986
20110410	8571
20110412	10063
20110415	10870
20110416	9712
20110417	8785
20110418	9752

Total	3582373
-------	---------

20110202	5487
20110203	5634
20110204	6827
20110205	5689
20110206	5043
20110207	5399
20110208	5462
20110209	5714
20110210	6087
20110211	7544
20110212	6187
20110213	5746
20110214	5522
20110215	5727
20110216	5721
20110217	6025
20110218	7789
20110219	6428
20110220	5862
20110221	5499
20110222	5767
20110223	6098
20110224	6576
20110225	8724
20110226	8677
20110227	7928
20110228	5654
20110301	5601
20110302	5939
20110303	6094
20110304	7766
20110305	6418
20110306	6027
20110307	5471
20110308	5599
20110309	5750
20110310	6198
20110311	8471
20110312	4567
20110313	6405
20110314	4067
20110315	5598
20110316	6092
20110317	6227
20110318	7834
20110319	6877
20110320	6463
20110321	5700
20110322	5850
20110323	6478

20110324	6743
20110325	8500
20110326	7268
20110327	6365
20110328	6240
20110329	6255
20110330	6460
20110331	6891
20110401	8439
20110402	7139
20110403	6450
20110404	6495
20110405	6263
20110406	6456
20110407	6889
20110408	8369
20110409	7004
20110410	6264
20110411	6627
20110412	6466
20110413	6687
20110414	7041
20110415	8567
20110416	7074
20110417	6803
20110418	6705
20110419	6835
20110420	7277
20110421	9350
20110422	7737
20110423	7207
20110424	6822
20110425	7607
20110426	6689
20110427	6289
20110428	5467
20110429	6994
20110430	6273
20110501	6484
20110502	6083
20110503	6228
20110504	6555
20110505	6340
20110506	6832
20110507	5645
20110508	4451
20110510	2799
20110720	457
20110728	6593
20110729	8217

20110730	6763
20110731	6611
20110801	6063
20110802	6160
20110803	6269
20110804	6735
20110805	8168
20110806	6499
20110807	5798
20110808	6026
20110809	6243
20110810	6481
20110811	6810
20110812	8500
20110813	7267
20110814	6601
20110815	6365
20110816	6983
20110817	6732
20110818	6510
20110819	8123
20110820	6770
20110821	6253
20110822	6127
20110823	6494
20110824	6672
20110825	7004
20110826	8642
20110827	7456
20110828	6252
20110829	6145
20110830	6110
20110831	6403
20110901	6544
20110902	8639
20110903	6872
20110904	6076
20110905	5877
20110906	5888
20110907	6245
20110908	6588
20110909	7939
20110910	6714
20110911	6209
20110912	6143
20110913	6192
20110914	6230
20110915	6594
20110916	9686
20110917	8416

20110918	7253
20110919	7103
20110920	7010
20110921	7437
20110922	7620
20110923	9032
20110924	7310
20110925	6947
20110926	6788
20110927	6788
20110928	6693
20110929	7053
20110930	9169
20111001	8500
20111002	7604
20111003	7947
20111004	6731
20111005	6712
20111006	6757
20111007	8755
20111008	7713
20111009	6871
20111010	4573
20111011	6002
20111012	6524
20111013	6713
20111014	7875
20111015	6542
20111016	5975
20111017	5866
20111018	5917
20111019	6266
20111020	6554
20111021	8095
20111022	6813
20111023	6239
20111024	6387
20111025	5866
20111026	6247
20111027	6508
20111028	7875
20111029	6366
20111030	6327
20111031	6047
20111101	5798
20111102	6176
20111103	6529
20111104	8179
20111105	6716
20111106	5829

20111107	6028
20111108	5891
20111109	6173
20111110	6312
20111111	7964
20111112	6747
20111113	5652
20111114	5943
20111115	6186
20111116	6509
20111117	7030
20111118	8480
20111119	6896
20111120	5661
20111121	6284
20111122	6378
20111123	6375
20111124	6778
20111125	8144
20111126	6968
20111127	6941
20111128	6208
20111129	6152
20111130	6235
20111201	6672
20111202	8611
20111203	6931
20111204	5946
20111205	6103
20111206	6320
20111207	6874
20111208	7113
20111209	8577
20111210	7506
20111211	6475
20111212	6373
20110513	8206
20110514	6496
20110515	5974
20110516	5980
20110517	6127
20110518	6317
20110519	6616
20110520	8227
20110521	6667
20110522	5526
20110523	5815
20110524	6050
20110525	6532
20110526	6671

20110527	8116
20110528	6555
20110529	5786
20110530	5836
20110531	6008
20110601	6375
20110602	6531
20110603	7754
20110604	6012
20110605	5618
20110606	5936
20110607	6096
20110608	6199
20110609	6640
20110610	8681
20110611	7438
20110612	6118
20110613	6131
20110614	6130
20110615	6196
20110616	6456
20110617	7693
20110618	6213
20110619	5498
20110620	6053
20110621	6210
20110622	6509
20110623	6658
20110624	7997
20110625	7123
20110626	6310
20110627	6360
20110628	6247
20110629	6312
20110630	6582
20110701	7919
20110702	6648
20110703	6287
20110704	6172
20110705	6279
20110706	6258
20110707	6844
20110708	8267
20110709	6826
20110710	6383
20110711	6599
20110712	6422
20110713	6755
20110714	7045
20110715	8649

20110716	6831
20110717	6342
20110718	6073
20110719	5858
20110721	6520
20110722	7863
20110723	6379
20110724	5759
20110725	6089
20110726	6296
20110512	364
20110727	431

20110202	8019
20110203	7910
20110204	8604
20110205	6453
20110308	19
20110309	1
20110310	20
20110401	81
20110407	20
20110415	271
20110418	471
20110420	2812
20110421	10349
20110422	8159
20110423	8038
20110424	8235
20110425	8942
20110426	9241
20110427	8534
20110428	7908
20110429	8516
20110430	7791
20110501	9268
20110502	8470
20110503	2162
20110504	8331
20110505	8608
20110506	9421
20110507	8866
20110508	9016
20110509	8623
20110510	8110
20110511	8102
20110512	8283
20110513	8870
20110514	7547
20110515	8550
20110516	8513
20110517	7813
20110518	8005
20110519	8106
20110520	9224
20110521	7238
20110522	8232
20110523	8410
20110524	7888
20110525	8011
20110526	8225
20110527	9099
20110528	7597

20110529	8043
20110530	8502
20110531	7846
20110601	7992
20110602	7948
20110603	8649
20110604	7136
20110605	7773
20110606	8384
20110607	7596
20110608	7737
20110609	7968
20110610	9853
20110611	8728
20110612	7353
20110613	9689
20110614	8744
20110615	7856
20110616	8249
20110617	8727
20110618	6855
20110619	7739
20110620	8391
20110621	7749
20110622	8066
20110623	8159
20110624	9436
20110625	8462
20110626	8538
20110627	8663
20110628	7976
20110629	7870
20110630	8125
20110701	9344
20110702	7881
20110703	9060
20110704	8602
20110705	7869
20110706	7957
20110707	8456
20110708	9812
20110709	7962
20110710	9053
20110711	8958
20110712	8155
20110713	8456
20110714	8746
20110715	9417
20110716	7684
20110717	8803

20110718	8367
20110719	7720
20110720	7777
20110721	8190
20110722	9244
20110723	7630
20110724	8601
20110725	8706
20110726	8079
20110727	7911
20110728	8325
20110729	9724
20110730	7793
20110731	8606
20110801	8472
20110802	8000
20110803	8000
20110804	8374
20110805	9398
20110806	7609
20110807	8354
20110808	8434
20110809	7708
20110810	8016
20110811	8378
20110812	9534
20110813	8262
20110814	9302
20110815	9117
20110816	8836
20110817	7971
20110818	8023
20110819	9385
20110820	7724
20110821	8909
20110822	8304
20110823	8091
20110824	8275
20110825	8448
20110826	9528
20110827	8518
20110828	8649
20110829	8704
20110830	7958
20110831	8137
20110901	8579
20110902	10125
20110903	8177
20110904	9279
20110905	8878

20110906	8026
20110907	8141
20110908	8730
20110909	9772
20110910	7998
20110911	8807
20110912	8882
20110913	8375
20110914	8345
20110915	8591
20110916	11688
20110917	10636
20110918	10282
20110919	9660
20110920	8689
20110921	8793
20110922	9694
20110923	10456
20110924	9709
20110925	9705
20110926	9737
20110927	9226
20110928	9097
20110929	9166
20110930	11009
20111001	10722
20111002	9726
20111003	11341
20111004	9628
20111005	9125
20111006	8782
20111007	10226
20111008	8388
20111009	7460
20111010	10016
20111011	9189
20111012	8712
20111013	8809
20111014	9641
20111015	8434
20111016	8778
20111017	9041
20111018	8205
20111019	8478
20111020	8638
20111021	9700
20111022	8222
20111023	8886
20111024	9193
20111025	8193

20111026	8340
20111027	8539
20111028	9501
20111029	8026
20111030	8977
20111031	9116
20111101	7856
20111102	8576
20111103	8478
20111104	9262
20111105	7948
20111106	9278
20111107	9269
20111108	8033
20111109	8197
20111110	8324
20111111	9305
20111112	7848
20111113	9066
20111114	9354
20111115	8394
20111116	8762
20111117	9460
20111118	9605
20111119	8386
20111120	9228
20111121	9382
20111122	8423
20111123	8722
20111124	8859
20111125	10043
20111126	8407
20111127	9346
20111128	9387
20111129	8627
20111201	8119
20111202	9648
20111203	8683
20111204	9554
20111205	9563
20111206	8683
20111207	8970
20111208	9118
20111209	10563
20111210	9587
20111211	9356
20111212	9661
20111213	8723
20111214	9021
20111215	8985

20111216	9595
20111217	8459
20111218	8584
20111219	8916
20111220	8563
20111221	8576
20111222	8360
20111223	8728
20111224	7144
20111225	5118
20111226	6530
20111227	7815
20111228	7627
20111229	7533
20111230	7649
20111231	6015

Total	2222645
-------	---------

20110406	2749
20110428	26
20110429	11
20110505	316
20110511	6889
20110512	11728
20110513	12212
20110514	8252
20110515	7478
20110516	11067
20110517	11451
20110518	11650
20110519	11769
20110520	12316
20110521	8269
20110522	6870
20110523	11082
20110524	11241
20110525	8925
20110526	7472
20110527	12065
20110528	8279
20110529	7090
20110530	10988
20110531	11217
20110601	11373
20110602	11714
20110603	12103
20110604	7910
20110605	7015
20110606	11112
20110607	11149
20110608	11602
20110609	11953
20110610	13138
20110611	8425
20110612	6358
20110613	5853
20110614	11182
20110615	11389
20110616	11700
20110617	12321
20110618	8529
20110619	7126
20110620	10980
20110621	11201
20110622	11349
20110623	12175
20110624	13082
20110625	9077

20110626	7845
20110627	11172
20110628	11650
20110629	11949
20110630	12092
20110701	12816
20110702	8864
20110703	7998
20110704	11501
20110705	11228
20110706	11082
20110707	12133
20110708	13285
20110709	9097
20110710	8243
20110711	11610
20110712	11484
20110713	11640
20110714	12030
20110715	13014
20110716	8443
20110717	7973
20110718	10651
20110719	11149
20110720	11397
20110721	12029
20110722	13861
20110723	9309
20110724	8320
20110725	11446
20110726	11620
20110727	11868
20110728	12631
20110729	13785
20110730	9705
20110731	8483
20110801	11297
20110802	11328
20110803	11587
20110804	12557
20110805	13545
20110806	9077
20110807	8292
20110808	11201
20110809	11501
20110810	11791
20110811	12074
20110812	13646
20110813	9105
20110814	8323

20110815	11403
20110816	11357
20110817	11671
20110818	12159
20110819	13323
20110820	8949
20110821	8551
20110822	11180
20110823	11615
20110824	11821
20110825	12325
20110826	13570
20110827	9491
20110828	8277
20110829	11056
20110830	11394
20110831	11882
20110901	11776
20110902	13253
20110903	8943
20110904	8108
20110905	11276
20110906	11431
20110907	11610
20110908	11984
20110909	12940
20110910	8580
20110911	7562
20110912	11272
20110913	11474
20110914	11748
20110915	12114
20110916	13023
20110917	8784
20110918	7707
20110919	11353
20110920	11161
20110921	11420
20110922	11946
20110923	12230
20110924	8447
20110925	7324
20110926	11113
20110927	11172
20110928	11542
20110929	11709
20110930	12439
20111001	7976
20111002	6095
20111003	6499

20111004	11223
20111005	11169
20111006	11048
20111007	11617
20111008	7345
20111009	6346
20111010	6523
20111011	11239
20111012	11353
20111013	11493
20111014	11995
20111015	8314
20111016	7167
20111017	11246
20111018	11421
20111019	11419
20111020	11853
20111021	12412
20111022	8509
20111023	7528
20111024	11211
20111025	1628
20111026	8895
20111027	11776
20111028	12304
20111029	8304
20111030	7714
20111031	11212
20111101	11161
20111102	11583
20111103	11494
20111104	12523
20111105	8228
20111106	7139
20111107	11326
20111108	11182
20111109	11737
20111110	11616
20111111	12450
20111112	8199
20111113	7359
20111114	11394
20111115	11599
20111116	11662
20111117	11682
20111118	12369
20111119	8356
20111120	6941
20111121	11429
20111122	11297

20111123	12011
20111124	12008
20111125	12551
20111126	8424
20111127	7602
20111128	11297
20111129	11250
20111130	11478
20111201	11622
20111202	12699
20111203	8727
20111204	7471
20111205	11286
20111206	11616
20111207	11972
20111208	12424
20111209	12949
20111210	9311
20111211	7438
20111212	11559
20111213	11947
20111214	12270
20111215	12377
20111216	12672
20111217	9132
20111218	7776
20111219	11452
20111220	11490
20111221	12083
20111222	11826
20111223	11659
20111224	7661
20111225	4171
20111226	5938
20111227	6328
20111228	6808
20111229	6966
20111230	6993
20111231	5319

Total	2453543
-------	---------

20110202	12350
20110203	11944
20110204	12092
20110205	9678
20110206	7868
20110207	12340
20110208	12545
20110209	12718
20110210	13267
20110211	12982
20110212	9916
20110213	8827
20110214	12629
20110215	12818
20110216	12956
20110217	13093
20110218	13387
20110219	10029
20110220	8607
20110221	12326
20110222	13111
20110223	12917
20110224	13223
20110225	13384
20110226	10759
20110227	8420
20110228	12148
20110301	12877
20110302	13036
20110303	13400
20110304	13333
20110305	10345
20110306	8807
20110307	12267
20110308	12953
20110309	12975
20110310	11927
20110311	12642
20110312	9124
20110313	8261
20110314	7062
20110315	12680
20110316	13369
20110317	13286
20110318	13954
20110319	11169
20110320	8876
20110321	12008
20110322	12576
20110323	12532

20110324	12990
20110325	13345
20110326	10805
20110327	8841
20110328	11975
20110329	12488
20110330	12629
20110331	12900
20110401	13167
20110402	11257
20110403	9240
20110404	11990
20110405	12764
20110406	12921
20110407	12883
20110408	13023
20110409	10311
20110410	8159
20110411	12090
20110412	12623
20110413	12617
20110414	13228
20110415	13155
20110416	10263
20110417	8807
20110418	11950
20110419	12419
20110420	12380
20110421	12925
20110422	7080
20110423	7408
20110424	7474
20110425	7255
20110426	7286
20110427	11407
20110428	12129
20110429	12022
20110430	9562
20110501	8712
20110502	11986
20110503	12463
20110504	12722
20110505	3215
20110506	12506
20110507	10122
20110508	9721
20110509	12044
20110510	12463
20110511	12410
20110512	12835

20110513	13111
20110514	10134
20110515	8253
20110516	11894
20110517	12295
20110518	12535
20110519	12661
20110520	13443
20110521	9990
20110522	7971
20110523	11506
20110524	11775
20110525	12280
20110526	11923
20110527	12901
20110528	10798
20110529	8635
20110530	11624
20110531	12134
20110601	12326
20110602	12085
20110608	264
20110617	12385
20110618	10136
20110619	8372
20110620	11402
20110621	11591
20110622	12263
20110623	12462
20110624	12743
20110625	10871
20110626	8792
20110627	11453
20110628	12161
20110629	12327
20110630	12287
20110701	12537
20110702	9809
20110703	8434
20110704	11323
20110705	11723
20110706	11831
20110707	12116
20110708	12315
20110709	9398
20110710	7640
20110711	11299
20110712	11898
20110713	12009
20110714	12106

20110715	12142
20110716	9057
20110717	8121
20110718	10949
20110719	11431
20110720	11793
20110721	11939
20110722	11877
20110723	9375
20110724	7823
20110725	11699
20110726	12119
20110727	12499
20110728	12330
20110729	12683
20110730	10027
20110731	8178
20110801	11633
20110802	12024
20110803	11919
20110804	12661
20110805	12707
20110806	9546
20110807	7941
20110808	11175
20110809	11823
20110810	11851
20110811	11770
20110812	12724
20110813	10084
20110814	9087
20110815	11917
20110816	12674
20110817	11987
20110818	12083
20110819	12233
20110820	9867
20110821	8539
20110822	10387
20110823	12534
20110824	12664
20110825	12728
20110826	12983
20110827	11217
20110828	8705
20110829	11750
20110830	12514
20110831	12706
20110901	11868
20110902	12910

20110903	10271
20110904	8936
20110905	11855
20110906	12345
20110907	12724
20110908	12760
20110909	12766
20110910	9831
20110911	8070
20110912	11816
20110913	12374
20110914	12689
20110915	12786
20110916	12338
20110917	10018
20110918	8517
20110919	11903
20110920	12295
20110921	12651
20110922	12768
20110923	13235
20110924	10416
20110925	8235
20110926	12325
20110927	12685
20110928	12675
20110929	12413
20110930	12976
20111001	8794
20111002	2921
20111003	7282
20111004	11220
20111005	11919
20111006	13609
20111007	16273
20111008	9198
20111009	7044
20111010	6963
20111011	12128
20111012	12594
20111013	12666
20111014	12698
20111015	10019
20111016	8456
20111017	12195
20111018	12754
20111019	13065
20111020	13320
20111021	13575
20111022	10823

20111023	8795
20111024	12387
20111025	11252
20111026	12797
20111027	13170
20111028	13297
20111029	10324
20111030	9289
20111031	12453
20111101	12827
20111102	13169
20111103	13428
20111104	13322
20111105	10430
20111106	9092
20111107	12494
20111108	12945
20111109	12988
20111110	13220
20111111	13447
20111112	10694
20111113	8974
20111114	12466
20111115	12991
20111116	13217
20111117	13637
20111118	13587
20111119	10489
20111120	8066
20111121	12305
20111122	12645
20111123	13071
20111124	13233
20111125	13326
20111126	10288
20111127	8967
20111128	12272
20111129	12672
20111130	12677
20111201	13625
20111202	13725
20111203	10880
20111204	9303
20111205	12386
20111206	12888
20111207	13541
20111208	13764
20111209	13882
20111210	11453
20111211	8428

20111212	12411
20111213	13000
20111214	13325
20111215	13491
20111216	13810
20111217	10920
20111218	9157
20111219	12043
20111220	12613
20111221	12731
20111222	12513
20111223	11992
20111224	8121
20111225	7565
20111226	6711
20111227	6455
20111228	6796
20111229	7361
20111230	7338
20111231	6961
20110603	12561
20110616	12275

Total	3655151
-------	---------

20110101	7832
20110102	70
20110107	53
20110108	3465
20110109	10297
20110110	16664
20110111	17947
20110112	18467
20110113	18862
20110114	18691
20110115	13936
20110116	11512
20110117	17875
20110118	19109
20110119	19430
20110120	19905
20110121	19997
20110122	14599
20110123	11870
20110124	18134
20110125	19566
20110126	11419
20110127	18734
20110128	18988
20110129	13969
20110130	11549
20110131	18993
20110201	19870
20110202	20171
20110203	19620
20110204	20047
20110205	15320
20110206	12328
20110207	20352
20110208	20700
20110209	21300
20110210	21826
20110211	21191
20110212	15940
20110213	13170
20110214	20872
20110215	21369
20110216	21528
20110217	21762
20110218	21890
20110219	16025
20110220	12938
20110221	20500
20110222	21660
20110223	21716

20110224	22174
20110225	21995
20110226	16768
20110227	12659
20110228	20055
20110301	21553
20110302	22273
20110303	22636
20110304	22068
20110305	16651
20110306	13249
20110307	20614
20110308	21724
20110309	21728
20110310	21338
20110311	20749
20110312	14036
20110313	12680
20110314	10555
20110315	21140
20110316	22514
20110317	22189
20110318	22833
20110319	17370
20110320	13669
20110321	19880
20110322	21055
20110323	21624
20110324	21587
20110325	21920
20110326	16719
20110327	13251
20110328	19286
20110329	20619
20110330	21244
20110331	21541
20110401	21503
20110402	17828
20110403	14245
20110404	11233
20110405	13065
20110406	21522
20110407	21820
20110408	21527
20110409	16804
20110410	13315
20110411	20120
20110412	21137
20110413	21357
20110414	22034

20110415	21791
20110416	16367
20110417	14079
20110418	19785
20110419	13814
20110420	11454
20110421	21625
20110422	10238
20110423	11355
20110424	11418
20110425	10423
20110426	11017
20110427	18786
20110428	20233
20110429	20025
20110430	15132
20110501	13808
20110502	19843
20110503	20974
20110504	21338
20110505	19435
20110506	21343
20110507	16602
20110508	15373
20110509	19730
20110510	21098
20110511	19681
20110512	21280
20110513	21560
20110514	16288
20110515	12316
20110516	19575
20110517	20514
20110518	21243
20110519	21169
20110520	21678
20110521	16318
20110522	12339
20110523	18929
20110524	19665
20110525	20509
20110526	20233
20110527	21027
20110528	17393
20110529	13420
20110530	19322
20110531	20031
20110601	20284
20110602	20649
20110603	20791

20110604	16090
20110605	14237
20110606	19075
20110607	20134
20110608	20457
20110609	21123
20110610	20902
20110611	14247
20110612	11509
20110613	10642
20110614	19656
20110615	20397
20110616	20640
20110617	20539
20110618	16410
20110619	13103
20110620	18683
20110621	19272
20110622	19927
20110623	20499
20110624	21041
20110625	17588
20110626	13697
20110627	19138
20110628	20125
20110629	20382
20110630	20392
20110701	20641
20110702	15960
20110703	13097
20110704	18150
20110705	19330
20110706	19426
20110707	20249
20110708	20401
20110709	14888
20110710	11811
20110711	18737
20110712	19471
20110713	20362
20110714	20063
20110715	19701
20110716	14410
20110717	12593
20110718	17902
20110719	18977
20110720	19514
20110721	19794
20110722	19733
20110723	14930

20110724	11958
20110725	19437
20110726	19898
20110727	20677
20110728	20596
20110729	20839
20110730	16416
20110731	12684
20110801	19053
20110802	19636
20110803	20152
20110804	21055
20110805	20875
20110806	15842
20110807	13041
20110808	19297
20110809	20387
20110810	20505
20110811	20594
20110812	20810
20110813	16525
20110814	14092
20110815	19785
20110816	21019
20110817	20606
20110818	20483
20110819	20814
20110820	16113
20110821	12992
20110822	18196
20110823	21090
20110824	21173
20110825	21471
20110826	21375
20110827	17779
20110828	13664
20110829	19501
20110830	21233
20110831	21270
20110901	20637
20110902	21395
20110903	16788
20110904	13817
20110905	19755
20110906	20672
20110907	21423
20110908	21641
20110909	21284
20110910	15814
20110911	13010

20110912	19593
20110913	20700
20110914	21301
20110915	21454
20110916	20216
20110917	15568
20110918	13134
20110919	19639
20110920	20668
20110921	21255
20110922	21452
20110923	22040
20110924	16426
20110925	12615
20110926	20406
20110927	21209
20110928	21306
20110929	21075
20110930	21814
20111001	14032
20111002	11395
20111003	11045
20111004	19356
20111005	20583
20111006	20543
20111007	21121
20111008	14325
20111009	10835
20111010	10674
20111011	20827
20111012	21629
20111013	21750
20111014	21826
20111015	16109
20111016	13205
20111017	20664
20111018	21929
20111019	22368
20111020	22819
20111021	22623
20111022	17017
20111023	13654
20111024	20759
20111025	21364
20111026	21983
20111027	22619
20111028	22638
20111029	16632
20111030	14219
20111031	21204

20111101	21681
20111102	22254
20111103	22840
20111104	22513
20111105	16852
20111106	14140
20111107	21129
20111108	21885
20111109	22329
20111110	22676
20111111	23078
20111112	17094
20111113	13859
20111114	21068
20111115	22268
20111116	22956
20111117	23837
20111118	22838
20111119	16743
20111120	12729
20111121	20873
20111122	21636
20111123	22299
20111124	22721
20111125	22522
20111126	16240
20111127	14130
20111128	20665
20111129	21668
20111130	21797
20111201	22973
20111202	23228
20111203	17215
20111204	14261
20111205	21114
20111206	21965
20111207	23078
20111208	23279
20111209	23315
20111210	18090
20111211	13978
20111212	20949
20111213	22064
20111214	22234
20111215	22879
20111216	23187
20111217	17561
20111218	14218
20111219	20179
20111220	21283

20111221	21530
20111222	20906
20111223	20058
20111224	12380
20111225	11375
20111226	10021
20111227	9825
20111228	10750
20111229	11475
20111230	11614
20111231	10348

Total	6628268
-------	---------

20110101	8274
20110102	8927
20110103	8767
20110104	14749
20110105	15510
20110106	16147
20110107	16937
20110108	12812
20110109	10784
20110110	17067
20110111	18370
20110112	18559
20110113	19026
20110114	18905
20110115	13606
20110116	11968
20110117	18309
20110118	19308
20110119	19627
20110120	19976
20110121	20156
20110122	14204
20110123	11922
20110124	18470
20110125	18940
20110126	11867
20110127	18854
20110128	18950
20110129	13564
20110130	12180
20110131	19603
20110201	20607
20110202	20674
20110203	20889
20110204	20611
20110205	15034
20110206	12932
20110207	20691
20110208	21182
20110209	21973
20110210	22249
20110211	21373
20110212	15553
20110213	13610
20110214	21425
20110215	22099
20110216	21958
20110217	22325
20110218	22250
20110219	15681

20110220	13625
20110221	21086
20110222	22098
20110223	22177
20110224	22792
20110225	22190
20110226	15902
20110227	13083
20110228	20686
20110301	22156
20110302	21869
20110303	23045
20110304	22141
20110305	16340
20110306	13681
20110307	21081
20110308	22360
20110309	22345
20110310	22104
20110311	20971
20110312	13466
20110313	12759
20110314	11100
20110315	21758
20110316	22824
20110317	22492
20110318	23371
20110319	17741
20110320	13879
20110321	20412
20110322	21745
20110323	22184
20110324	22256
20110325	22157
20110326	16666
20110327	13526
20110328	20221
20110329	21419
20110330	21472
20110331	22137
20110401	21560
20110402	17419
20110403	14850
20110404	20679
20110405	22012
20110406	22041
20110407	22287
20110408	21604
20110409	16588
20110410	13685

20110411	20826
20110412	21680
20110413	21867
20110414	22407
20110415	21967
20110416	15902
20110417	14385
20110418	19935
20110419	20957
20110420	21208
20110421	21143
20110422	9827
20110423	11071
20110424	11613
20110425	10555
20110426	11548
20110427	19472
20110428	20487
20110429	20172
20110430	15001
20110501	14487
20110502	20451
20110503	21368
20110504	21523
20110505	21954
20110506	21546
20110507	16353
20110508	15686
20110509	20345
20110510	21610
20110511	21168
20110512	21865
20110513	21502
20110514	15483
20110515	13041
20110516	20069
20110517	21020
20110518	21570
20110519	21348
20110520	21447
20110521	15807
20110522	12220
20110523	19380
20110524	20464
20110525	20732
20110526	21545
20110527	21193
20110528	17128
20110529	14028
20110530	19344

20110531	20385
20110601	20722
20110602	5555
20110603	14403
20110604	16121
20110605	14734
20110606	19496
20110607	20200
20110608	20794
20110609	21215
20110610	21047
20110611	13725
20110612	11624
20110613	11046
20110614	20079
20110615	20609
20110616	21012
20110617	20759
20110618	16248
20110619	13548
20110620	19346
20110621	19611
20110622	20498
20110623	20373
20110624	21173
20110625	17451
20110626	14243
20110627	19374
20110628	20386
20110629	20867
20110630	20846
20110701	20894
20110702	15708
20110703	13542
20110704	18550
20110705	19776
20110706	19852
20110707	20471
20110708	20514
20110709	14790
20110710	12073
20110711	18973
20110712	19926
20110713	20520
20110714	20337
20110715	19707
20110716	14317
20110717	13104
20110718	18287
20110719	19285

20110720	19608
20110721	19987
20110722	19936
20110723	14718
20110724	12400
20110725	19977
20110726	20493
20110727	21109
20110728	21142
20110729	21170
20110730	16103
20110731	13344
20110801	19386
20110802	20091
20110803	21148
20110804	21520
20110805	21220
20110806	16027
20110807	13821
20110808	19665
20110809	20942
20110810	21210
20110811	20972
20110812	21410
20110813	16174
20110814	14618
20110815	20417
20110816	21319
20110817	21253
20110818	20765
20110819	20845
20110820	16049
20110821	13672
20110822	19612
20110823	21491
20110824	21752
20110825	21741
20110826	21422
20110827	17555
20110828	13389
20110829	20140
20110830	21761
20110831	21886
20110901	22301
20110902	21792
20110903	16551
20110904	13623
20110905	20312
20110906	21252
20110907	21931

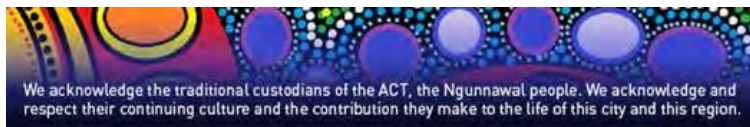
20110908	21999
20110909	21516
20110910	15784
20110911	13486
20110912	20214
20110913	21259
20110914	21683
20110915	21709
20110916	20255
20110917	15470
20110918	13744
20110919	20340
20110920	21395
20110921	21895
20110922	22055
20110923	22106
20110924	16330
20110925	13089
20110926	19251
20110927	21917
20110928	21797
20110929	21906
20110930	21738
20111001	13626
20111002	11628
20111003	11763
20111004	19829
20111005	20840
20111006	20492
20111007	20844
20111008	14030
20111009	11098
20111010	11630
20111011	21302
20111012	22117
20111013	22182
20111014	21864
20111015	16098
20111016	14403
20111017	21332
20111018	22461
20111019	23105
20111020	23265
20111021	22926
20111022	16812
20111023	14172
20111024	21292
20111025	22362
20111026	22850
20111027	23260

20111028	22892
20111029	16329
20111030	14938
20111031	21986
20111101	22075
20111102	23319
20111103	23243
20111104	22804
20111105	16664
20111106	14493
20111107	21830
20111108	22344
20111109	22901
20111110	23257
20111111	23164
20111112	16747
20111113	14139
20111114	21705
20111115	22875
20111116	24068
20111117	24806
20111118	23015
20111119	16516
20111120	13525
20111121	21335
20111122	22223
20111123	22987
20111124	23439
20111125	23196
20111126	15715
20111127	14546
20111128	20519
20111129	21527
20111130	22246
20111201	23338
20111202	23162
20111203	17000
20111204	14828
20111205	5965
20111214	1343
Total	6365859

From: [Davidson, Geoffrey](#)
To: [Mike Bambach](#)
Subject: FW: Fix Site vehicle counts 2013
Date: Monday, 28 April 2014 1:50:00 PM
Attachments: [1001.CSV](#)
[1006.CSV](#)
[1007.CSV](#)
[1022.CSV](#)
[1023.CSV](#)
[1024.CSV](#)
[1025.CSV](#)
[1026N.CSV](#)
[1026S.CSV](#)
[1027.CSV](#)
[1028.CSV](#)
[1029.CSV](#)
[1030.CSV](#)
[1031.CSV](#)
[1032N.CSV](#)
[1032S.CSV](#)
[1033N.CSV](#)
[1033S.CSV](#)
[1034.CSV](#)
[1035.CSV](#)

Geoffrey Davidson | [Manager, Road Safety](#)

Legislation, Policy & Programs | Justice and Community Safety Directorate | **ACT Government**
Level 2, 12 Moore Street, CANBERRA CITY ACT 2601 | [GPO Box 158, CANBERRA ACT 2608](#)
[Telephone \(02\) 620 77195](#) | [Facsimile \(02\) 620 50937](#)



From: Stone, Gordon
Sent: Monday, 28 April 2014 12:46 PM
To: Davidson, Geoffrey
Cc: Laudess, Daniel
Subject: RE: Fix Site vehicle counts 2013

Geoff,

Attached are the vehicle counts all Gatso fixed locations for 2013

Regards

Gordon

From: Davidson, Geoffrey
Sent: Tuesday, 22 April 2014 9:42 AM
To: Stone, Gordon
Subject: FW: Fixed site data for evaluation

Hi Gordon

Do you have an estimated delivery date?

Geoff

Geoffrey Davidson | [Manager, Road Safety](#)

Legislation, Policy & Programs | Justice and Community Safety Directorate | **ACT Government**
Level 2, 12 Moore Street, CANBERRA CITY ACT 2601 | [GPO Box 158, CANBERRA ACT 2608](#)
[Telephone \(02\) 620 77195](#) | [Facsimile \(02\) 620 50937](#)



From: Mike Bambach [[mailto:](#)]
Sent: Thursday, 17 April 2014 5:07 PM
To: Davidson, Geoffrey
Subject: RE: Fixed site data for evaluation

Hi Geoff, just a reminder – please send through the other years data for the fixed camera sites – sometime next week would be great,
Thanks,
Have a good long-weekend!
Mike

From: Davidson, Geoffrey [<mailto:Geoffrey.Davidson@act.gov.au>]
Sent: Monday, 14 April 2014 5:58 PM
To: Mike Bambach
Subject: FW: Fixed site data for evaluation

Here you go Mike

Geoffrey Davidson | [Manager, Road Safety](#)
Legislation, Policy & Programs | Justice and Community Safety Directorate | **ACT Government**
Level 2, 12 Moore Street, CANBERRA CITY ACT 2601 | [GPO Box 158, CANBERRA ACT 2608](#)
[Telephone](#) (02) 620 77195 | [Facsimile](#) (02) 620 50937



From: Stone, Gordon
Sent: Monday, 14 April 2014 2:43 PM
To: Davidson, Geoffrey
Subject: Fixed site data for evaluation

Hi Geoff

The attachments with 1st, 2nd, 3rd quarter are from 1999 to June 2000, there is a excel spread sheet for finical year 2000-2001 don't know how accurate it is. I will send you spread sheets per calendar year. Some years only have excel sheets for each site and only vehicle counts no infringement counts.

Regards

Gordon

Gordon Stone
Manager
ACT Traffic Camera Office
Transport Regulation | Justice and Community Safety Directorate | ACT Government
13 – 15 Challis St, DICKSON ACT 2602 | PO Box 582, DICKSON ACT 2602
Telephone (02) 6207 5770 | Facsimile (02) 6207 7287

This email, and any attachments, may be confidential and also privileged. If you are not the intended recipient, please notify the sender and delete all copies of this transmission along with any attachments immediately. You should not copy or use it for any purpose, nor disclose its contents to any other person.

20130611	16124
20130610	9807
20130609	11834
20130608	13455
20130607	17254
20130606	17165
20130521	12700
20130520	14489
20130519	12161
20130518	13994
20130517	17859
20130516	15401
20130618	17369
20130617	16371
20130616	11462
20130615	13825
20130614	17270
20130613	16871
20130612	16402
20130624	15882
20130623	11697
20130622	13914
20130621	18194
20130620	17496
20130619	18013
20130701	16055
20130630	12478
20130629	14312
20130628	18266
20130627	17715
20130626	17266
20130625	17042
20130708	16217
20130707	13163
20130706	14834
20130705	18345
20130704	17459
20130703	17127
20130702	16687
20130715	14539
20130714	11234
20130713	13337
20130712	17576
20130711	17612
20130710	17567
20130709	17186
20130721	11515
20130720	13103
20130719	16766
20130718	16276

20130717	15967
20130716	15356
20130806	16404
20130805	15739
20130804	11686
20130803	14237
20130802	17795
20130801	17294
20130731	16772
20130730	16141
20130729	15239
20130728	11205
20130727	13847
20130726	17602
20130725	16576
20130724	16559
20130723	16322
20130722	15431
20130815	17349
20130814	16800
20130813	15570
20130812	15407
20130811	12338
20130810	14450
20130809	18114
20130808	17383
20130807	16836
20130829	17134
20130828	16915
20130827	16181
20130826	15376
20130825	12443
20130824	15388
20130823	17910
20130822	17338
20130821	16718
20130820	16452
20130819	15435
20130818	12434
20130817	14466
20130816	17796
20130911	16708
20130910	15925
20130909	15325
20130908	12427
20130907	14279
20130906	17827
20130905	16919
20130904	16687
20130903	16188

20130902	15353
20130901	12415
20130831	14799
20130830	18332
20130918	16904
20130917	16266
20130916	15418
20130915	12553
20130914	14124
20130913	17750
20130912	17065
20130925	18663
20130924	17863
20130923	16878
20130922	14015
20130921	16232
20130920	18676
20130919	17344
20130930	11159
20130929	14355
20130928	16241
20130927	20091
20131013	12176
20131012	14598
20131011	17680
20131010	16611
20131009	16131
20131008	15557
20131007	11065
20131006	12852
20131005	14506
20131004	17887
20131003	17079
20131002	17586
20131001	16282
20131020	11932
20131019	14020
20131018	17465
20131017	17157
20131016	16619
20131015	16333
20131014	15464
20130926	19091
20131127	17154
20131126	16583
20131125	15555
20131124	12229
20131123	14445
20131122	18166
20131121	17864

20131120	17420
20131119	16713
20131118	15996
20131117	12075
20131116	13508
20131115	17474
20131114	17531
20131113	17332
20131112	16408
20131111	15292
20131110	10997
20131109	13464
20131108	17101
20131107	17137
20131106	16643
20131105	15826
20131104	15436
20131103	12068
20131102	13662
20131101	17628
20131031	17099
20131030	17056
20131029	16220
20131028	15578
20131027	11972
20131026	15396
20131025	18254
20131024	16867
20131023	16588
20131022	15880
20131021	15020
20131211	18151
20131210	17748
20131209	16964
20131208	12756
20131207	14571
20131206	20305
20131205	18314
20131204	17458
20131203	17133
20131202	16388
20131201	13156
20131130	14067
20131129	18558
20131128	17595
20131230	9921
20131229	9101
20131228	9951
20131226	8750
20131225	6538

20131224	12338
20131223	14060
20131222	11006
20131221	13024
20131220	18713
20131219	18219
20131218	17911
20131217	17527
20131216	15989
20131215	12664
20131214	15205
20131213	18844
20131212	18134
20131231	10055

Total	3328714
-------	---------

20130107	9158
20130106	7814
20130105	10544
20130104	11749
20130103	10189
20130102	9001
20130101	5344
20130114	9679
20130113	6959
20130112	7746
20130111	10050
20130110	9374
20130109	9052
20130108	8485
20130206	10805
20130205	10486
20130204	10318
20130203	8097
20130202	9250
20130201	11065
20130131	10498
20130130	10211
20130129	10350
20130128	7589
20130127	7551
20130126	9405
20130125	11808
20130124	10765
20130123	10343
20130122	10034
20130121	10011
20130120	7912
20130119	8789
20130118	10590
20130117	10076
20130116	9841
20130115	9827
20130214	11061
20130213	10839
20130212	10531
20130211	10656
20130210	8992
20130209	11463
20130208	11998
20130207	11059
20130220	10816
20130219	10490
20130218	10307
20130217	8795
20130216	10326

20130215	12167
20130228	10502
20130227	10530
20130226	10206
20130225	10885
20130224	9517
20130223	11399
20130222	12797
20130221	11271
20130305	10254
20130304	10432
20130303	8541
20130302	10208
20130301	12243
20121111	8172
20121110	9755
20121109	11220
20121108	10344
20121107	9552
20121106	9821
20130318	6007
20130315	4623
20130314	10914
20130313	10953
20130312	10627
20130311	9410
20130310	8630
20130309	10586
20130308	12239
20130307	10876
20130306	10654
20130326	10700
20130325	10373
20130324	8604
20130323	10823
20130322	11763
20130321	11167
20130320	10698
20130319	10506
20130401	8645
20130331	7951
20130330	9350
20130329	8497
20130328	12359
20130327	10966
20130408	4363
20130407	8292
20130406	10607
20130405	11604
20130404	10422

20130403	10386
20130402	10474
20130422	10976
20130421	8515
20130420	10916
20130419	13385
20130418	11359
20130417	10303
20130416	3193
20130429	11818
20130428	10290
20130427	12138
20130426	12782
20130425	8921
20130424	12541
20130423	11459
20130506	12339
20130505	9477
20130504	11189
20130503	12745
20130502	12118
20130501	11846
20130430	11591
20130513	11692
20130512	9394
20130511	11648
20130510	13185
20130509	11854
20130508	12169
20130507	11579
20130520	11010
20130519	8579
20130518	10715
20130517	13033
20130516	11388
20130515	11938
20130514	11213
20130527	10815
20130526	8779
20130525	11677
20130524	13324
20130523	11814
20130522	12252
20130521	10957
20130611	14218
20130610	10757
20130609	11008
20130608	14634
20130607	16390
20130606	13387

20130605	12289
20130604	12020
20130603	11405
20130602	8560
20130601	9835
20130531	12711
20130530	11990
20130529	12146
20130528	11363
20130618	15086
20130617	14385
20130616	11063
20130615	13597
20130614	15396
20130613	14270
20130612	13966
20130624	13776
20130623	11404
20130622	14629
20130621	16068
20130620	14988
20130619	15325
20130701	14512
20130630	12238
20130629	14613
20130628	16933
20130627	8381
20130626	58
20130625	5237
20130708	14715
20130707	13441
20130706	15103
20130705	16589
20130704	15177
20130703	14733
20130702	14783
20130715	13487
20130714	10674
20130713	12765
20130712	16200
20130711	15166
20130710	15057
20130709	14808
20130721	11164
20130720	13252
20130719	15532
20130718	14707
20130717	14035
20130716	13643
20130806	13891

20130805	14169
20130804	11621
20130803	14350
20130802	16252
20130801	14985
20130731	15001
20130730	14225
20130729	13920
20130728	10730
20130727	13700
20130726	15886
20130725	14495
20130724	14302
20130723	14067
20130722	13988
20130815	15050
20130814	14814
20130813	13987
20130812	14048
20130811	11993
20130810	14732
20130809	16869
20130808	15160
20130807	14363
20130829	14903
20130828	14413
20130827	14325
20130826	14312
20130825	12462
20130824	15250
20130823	16701
20130822	15564
20130821	14520
20130820	14279
20130819	14404
20130818	12468
20130817	14564
20130816	16514
20130911	14453
20130910	13977
20130909	14021
20130908	11738
20130907	14294
20130906	15925
20130905	14580
20130904	14305
20130903	14140
20130902	13936
20130901	11609
20130831	15200

20130830	16650
20130919	15049
20130918	14820
20130917	13818
20130916	14269
20130915	12681
20130914	14371
20130913	16048
20130912	14537
20130926	16277
20130925	16193
20130924	15465
20130923	15448
20130922	13070
20130921	16318
20130920	16536
20131001	177
20130928	4833
20130927	19039
20131014	14367
20131013	11607
20131012	14495
20131011	16450
20131010	15424
20131009	14838
20131008	14965
20131007	12224
20131006	13189
20131005	15451
20131004	16864
20131003	15575
20131002	15568
20131020	11970
20131019	14064
20131018	16353
20131017	14823
20131016	14678
20131015	14570
20131128	9041
20131127	15043
20131126	14707
20131125	14779
20131124	12220
20131123	15312
20131122	16923
20131121	15307
20131211	15706
20131210	15708
20131209	15672
20131208	13734

20131207	15570
20131206	18085
20131205	16093
20131204	15421
20131203	15222
20131202	15275
20131201	13863
20131130	14596
20131129	17408
20131230	10380
20131229	9426
20131228	10335
20131227	11510
20131226	10203
20131225	6368
20131224	11980
20131223	13399
20131222	11022
20131221	13514
20131220	16474
20131219	15903
20131218	15703
20131217	15329
20131216	14811
20131215	12850
20131214	15915
20131213	17613
20131212	15936
20131231	10837

Total 4052290

20130106	4831
20130105	5237
20130104	6066
20130103	5716
20130102	5245
20130101	3954
20130114	7160
20130113	5021
20130112	5479
20130111	6976
20130110	7003
20130109	6738
20130108	6674
20130107	6642
20130205	9110
20130206	9159
20130204	8691
20130203	5674
20130202	6302
20130201	8158
20130131	8358
20130130	8141
20130129	7917
20130128	4866
20130127	5299
20130126	5482
20130125	7620
20130124	7727
20130123	7752
20130122	7622
20130121	7235
20130120	5434
20130119	5790
20130118	7177
20130117	7399
20130116	7321
20130115	7229
20130214	9442
20130213	9383
20130212	9332
20130211	8852
20130210	5977
20130209	6982
20130208	8903
20130207	9162
20130219	9427
20130220	9493
20130218	8914
20130217	6223
20130216	7340

20130215	8788
20130228	9114
20130227	9623
20130226	9429
20130225	9178
20130224	5744
20130223	6790
20130222	9054
20130221	9400
20130304	8858
20130303	6025
20130302	6934
20130301	8773
20130311	5693
20130310	5551
20130309	6775
20130308	8598
20130307	9495
20130306	9653
20130305	9439
20130318	8692
20130317	6434
20130316	7399
20130315	8718
20130314	9233
20130313	9460
20130312	9320
20130326	8933
20130325	8413
20130324	7381
20130323	7350
20130322	8678
20130321	9061
20130320	9363
20130319	9199
20130401	5098
20130331	4982
20130330	5321
20130329	4858
20130328	8652
20130327	8869
20130408	8626
20130407	6532
20130406	6998
20130405	9235
20130404	9222
20130403	9121
20130402	8903
20130415	8017
20130414	6065

20130413	7191
20130412	8745
20130411	9296
20130410	9338
20130409	9202
20130419	1472
20130419	8798
20130422	7764
20130421	5798
20130420	6133
20130418	8582
20130417	8530
20130416	8630
20130429	8628
20130428	8322
20130427	6704
20130426	7254
20130425	5509
20130424	8598
20130423	8668
20130506	8514
20130505	6741
20130504	7258
20130503	8782
20130502	9134
20130501	9164
20130430	8987
20130513	8166
20130512	6655
20130511	7309
20130510	8615
20130509	9203
20130508	9175
20130507	9022
20130520	8211
20130519	5891
20130518	7110
20130517	8419
20130516	8793
20130515	8780
20130514	8609
20130527	8228
20130526	5953
20130525	7238
20130524	8601
20130523	8813
20130522	8784
20130521	8821
20130611	8383
20130610	5440

20130609	4847
20130608	6170
20130607	8369
20130606	8649
20130605	8607
20130604	8345
20130603	7908
20130602	5515
20130601	6601
20130531	8676
20130530	8449
20130529	8495
20130528	8621
20130618	8941
20130617	8083
20130616	5988
20130615	7310
20130614	8110
20130613	8447
20130612	8362
20130624	7610
20130623	5784
20130622	7051
20130621	8228
20130620	8545
20130619	8435
20130701	7773
20130629	6706
20130628	8116
20130627	8473
20130626	8212
20130625	8135
20130708	7323
20130707	5942
20130706	6193
20130705	7751
20130704	8202
20130703	8062
20130702	8169
20130630	5722
20130715	6816
20130714	4911
20130713	5770
20130712	7275
20130711	7665
20130710	7811
20130709	7675
20130721	5661
20130720	6128
20130719	6938

20130718	7592
20130717	7157
20130716	7175
20130806	8157
20130805	7960
20130804	6155
20130803	6890
20130802	8095
20130801	8441
20130731	8287
20130730	8235
20130729	7760
20130728	5488
20130727	6694
20130726	7946
20130725	8307
20130724	8026
20130723	8186
20130722	7737
20130809	8001
20130808	8834
20130807	8304
20130810	6680
20130815	8830
20130814	8887
20130813	8888
20130812	8253
20130811	5692
20130829	8435
20130828	8941
20130827	8966
20130826	8250
20130825	6413
20130824	6796
20130823	8267
20130822	8801
20130821	9059
20130820	8979
20130819	8383
20130818	5896
20130817	7336
20130816	7860
20130911	8733
20130910	8738
20130909	8179
20130908	6171
20130907	6988
20130906	8134
20130905	8740
20130904	8688

20130903	8597
20130902	8172
20130901	6048
20130831	7507
20130830	8529
20130919	9065
20130918	8617
20130917	8492
20130916	8125
20130915	6155
20130914	6382
20130913	8321
20130912	8839
20130926	8855
20130925	8829
20130924	8709
20130923	6821
20130922	5683
20130921	6835
20130920	8350
20131001	7332
20130930	4815
20130929	5003
20130928	5467
20130927	8455
20131013	5761
20131012	6109
20131011	7731
20131010	8155
20131009	7934
20131008	7928
20131007	4715
20131006	4579
20131005	5271
20131004	7024
20131003	7403
20131002	7351
20131020	5688
20131019	6417
20131018	8422
20131017	8824
20131016	8801
20131015	8942
20131014	8440
20131128	2250
20131127	8804
20131126	8276
20131125	8268
20131124	5820
20131123	6250

20131122	8369
20131121	8691
20131120	8683
20131119	8690
20131118	8204
20131117	5890
20131116	6519
20131115	8494
20131114	9023
20131113	8876
20131112	8708
20131111	7862
20131110	5610
20131109	6457
20131108	8271
20131107	8934
20131106	8932
20131105	8615
20131104	8432
20131103	5940
20131102	6796
20131101	8518
20131031	9076
20131030	9157
20131029	8734
20131028	8242
20131027	5820
20131026	6816
20131025	8662
20131024	9163
20131023	9033
20131022	8927
20131021	8198
20131211	8501
20131210	8265
20131209	7916
20131208	5986
20131207	6689
20131206	8523
20131205	8501
20131204	8592
20131203	8653
20131202	8509
20131201	5943
20131130	6719
20131129	8586
20131229	3874
20131228	3998
20131227	4212
20131226	3750

20131225	4483
20131224	5763
20131223	6108
20131222	5072
20131221	6041
20131220	8216
20131219	8241
20131218	8432
20131217	8275
20131216	7836
20131215	6010
20131214	6825
20131213	8339
20131212	8601
20131231	4451
20131230	4260

Total 2773306

20130106	4831
20130105	5237
20130104	6066
20130103	5716
20130102	5245
20130101	3954
20130114	7160
20130113	5021
20130112	5479
20130111	6976
20130110	7003
20130109	6738
20130108	6674
20130107	6642
20130205	9110
20130206	9159
20130204	8691
20130203	5674
20130202	6302
20130201	8158
20130131	8358
20130130	8141
20130129	7917
20130128	4866
20130127	5299
20130126	5482
20130125	7620
20130124	7727
20130123	7752
20130122	7622
20130121	7235
20130120	5434

20130119	5790
20130118	7177
20130117	7399
20130116	7321
20130115	7229
20130214	9442
20130213	9383
20130212	9332
20130211	8852
20130210	5977
20130209	6982
20130208	8903
20130207	9162
20130219	9427
20130220	9493
20130218	8914
20130217	6223
20130216	7340
20130215	8788
20130228	9114
20130227	9623
20130226	9429
20130225	9178
20130224	5744
20130223	6790
20130222	9054
20130221	9400
20130304	8858
20130303	6025
20130302	6934
20130301	8773
20130311	5693
20130310	5551
20130309	6775
20130308	8598
20130307	9495
20130306	9653
20130305	9439
20130318	8692
20130317	6434
20130316	7399
20130315	8718
20130314	9233
20130313	9460
20130312	9320
20130326	8933
20130325	8413
20130324	7381
20130323	7350
20130322	8678

20130321	9061
20130320	9363
20130319	9199
20130401	5098
20130331	4982
20130330	5321
20130329	4858
20130328	8652
20130327	8869
20130408	8626
20130407	6532
20130406	6998
20130405	9235
20130404	9222
20130403	9121
20130402	8903
20130415	8017
20130414	6065
20130413	7191
20130412	8745
20130411	9296
20130410	9338
20130409	9202
20130419	1472
20130419	8798
20130422	7764
20130421	5798
20130420	6133
20130418	8582
20130417	8530
20130416	8630
20130429	8628
20130428	8322
20130427	6704
20130426	7254
20130425	5509
20130424	8598
20130423	8668
20130506	8514
20130505	6741
20130504	7258
20130503	8782
20130502	9134
20130501	9164
20130430	8987
20130513	8166
20130512	6655
20130511	7309
20130510	8615
20130509	9203

20130508	9175
20130507	9022
20130520	8211
20130519	5891
20130518	7110
20130517	8419
20130516	8793
20130515	8780
20130514	8609
20130527	8228
20130526	5953
20130525	7238
20130524	8601
20130523	8813
20130522	8784
20130521	8821
20130611	8383
20130610	5440
20130609	4847
20130608	6170
20130607	8369
20130606	8649
20130605	8607
20130604	8345
20130603	7908
20130602	5515
20130601	6601
20130531	8676
20130530	8449
20130529	8495
20130528	8621
20130618	8941
20130617	8083
20130616	5988
20130615	7310
20130614	8110
20130613	8447
20130612	8362
20130624	7610
20130623	5784
20130622	7051
20130621	8228
20130620	8545
20130619	8435
20130701	7773
20130629	6706
20130628	8116
20130627	8473
20130626	8212
20130625	8135

20130708	7323
20130707	5942
20130706	6193
20130705	7751
20130704	8202
20130703	8062
20130702	8169
20130630	5722
20130715	6816
20130714	4911
20130713	5770
20130712	7275
20130711	7665
20130710	7811
20130709	7675
20130721	5661
20130720	6128
20130719	6938
20130718	7592
20130717	7157
20130716	7175
20130806	8157
20130805	7960
20130804	6155
20130803	6890
20130802	8095
20130801	8441
20130731	8287
20130730	8235
20130729	7760
20130728	5488
20130727	6694
20130726	7946
20130725	8307
20130724	8026
20130723	8186
20130722	7737
20130809	8001
20130808	8834
20130807	8304
20130810	6680
20130815	8830
20130814	8887
20130813	8888
20130812	8253
20130811	5692
20130829	8435
20130828	8941
20130827	8966
20130826	8250

20130825	6413
20130824	6796
20130823	8267
20130822	8801
20130821	9059
20130820	8979
20130819	8383
20130818	5896
20130817	7336
20130816	7860
20130911	8733
20130910	8738
20130909	8179
20130908	6171
20130907	6988
20130906	8134
20130905	8740
20130904	8688
20130903	8597
20130902	8172
20130901	6048
20130831	7507
20130830	8529
20130919	9065
20130918	8617
20130917	8492
20130916	8125
20130915	6155
20130914	6382
20130913	8321
20130912	8839
20130926	8855
20130925	8829
20130924	8709
20130923	6821
20130922	5683
20130921	6835
20130920	8350
20131001	7332
20130930	4815
20130929	5003
20130928	5467
20130927	8455
20131013	5761
20131012	6109
20131011	7731
20131010	8155
20131009	7934
20131008	7928
20131007	4715

20131006	4579
20131005	5271
20131004	7024
20131003	7403
20131002	7351
20131020	5688
20131019	6417
20131018	8422
20131017	8824
20131016	8801
20131015	8942
20131014	8440
20131128	2250
20131127	8804
20131126	8276
20131125	8268
20131124	5820
20131123	6250
20131122	8369
20131121	8691
20131120	8683
20131119	8690
20131118	8204
20131117	5890
20131116	6519
20131115	8494
20131114	9023
20131113	8876
20131112	8708
20131111	7862
20131110	5610
20131109	6457
20131108	8271
20131107	8934
20131106	8932
20131105	8615
20131104	8432
20131103	5940
20131102	6796
20131101	8518
20131031	9076
20131030	9157
20131029	8734
20131028	8242
20131027	5820
20131026	6816
20131025	8662
20131024	9163
20131023	9033
20131022	8927

20131021	8198
20131211	8501
20131210	8265
20131209	7916
20131208	5986
20131207	6689
20131206	8523
20131205	8501
20131204	8592
20131203	8653
20131202	8509
20131201	5943
20131130	6719
20131129	8586
20131229	3874
20131228	3998
20131227	4212
20131226	3750
20131225	4483
20131224	5763
20131223	6108
20131222	5072
20131221	6041
20131220	8216
20131219	8241
20131218	8432
20131217	8275
20131216	7836
20131215	6010
20131214	6825
20131213	8339
20131212	8601
20131231	4451
20131230	4260

Total 2773306

20130106	4831
20130105	5237
20130104	6066
20130103	5716
20130102	5245
20130101	3954
20130114	7160
20130113	5021
20130112	5479
20130111	6976
20130110	7003
20130109	6738
20130108	6674
20130107	6642

20130205	9110
20130206	9159
20130204	8691
20130203	5674
20130202	6302
20130201	8158
20130131	8358
20130130	8141
20130129	7917
20130128	4866
20130127	5299
20130126	5482
20130125	7620
20130124	7727
20130123	7752
20130122	7622
20130121	7235
20130120	5434
20130119	5790
20130118	7177
20130117	7399
20130116	7321
20130115	7229
20130214	9442
20130213	9383
20130212	9332
20130211	8852
20130210	5977
20130209	6982
20130208	8903
20130207	9162
20130219	9427
20130220	9493
20130218	8914
20130217	6223
20130216	7340
20130215	8788
20130228	9114
20130227	9623
20130226	9429
20130225	9178
20130224	5744
20130223	6790
20130222	9054
20130221	9400
20130304	8858
20130303	6025
20130302	6934
20130301	8773
20130311	5693

20130310	5551
20130309	6775
20130308	8598
20130307	9495
20130306	9653
20130305	9439
20130318	8692
20130317	6434
20130316	7399
20130315	8718
20130314	9233
20130313	9460
20130312	9320
20130326	8933
20130325	8413
20130324	7381
20130323	7350
20130322	8678
20130321	9061
20130320	9363
20130319	9199
20130401	5098
20130331	4982
20130330	5321
20130329	4858
20130328	8652
20130327	8869
20130408	8626
20130407	6532
20130406	6998
20130405	9235
20130404	9222
20130403	9121
20130402	8903
20130415	8017
20130414	6065
20130413	7191
20130412	8745
20130411	9296
20130410	9338
20130409	9202
20130419	1472
20130419	8798
20130422	7764
20130421	5798
20130420	6133
20130418	8582
20130417	8530
20130416	8630
20130429	8628

20130428	8322
20130427	6704
20130426	7254
20130425	5509
20130424	8598
20130423	8668
20130506	8514
20130505	6741
20130504	7258
20130503	8782
20130502	9134
20130501	9164
20130430	8987
20130513	8166
20130512	6655
20130511	7309
20130510	8615
20130509	9203
20130508	9175
20130507	9022
20130520	8211
20130519	5891
20130518	7110
20130517	8419
20130516	8793
20130515	8780
20130514	8609
20130527	8228
20130526	5953
20130525	7238
20130524	8601
20130523	8813
20130522	8784
20130521	8821
20130611	8383
20130610	5440
20130609	4847
20130608	6170
20130607	8369
20130606	8649
20130605	8607
20130604	8345
20130603	7908
20130602	5515
20130601	6601
20130531	8676
20130530	8449
20130529	8495
20130528	8621
20130618	8941

20130617	8083
20130616	5988
20130615	7310
20130614	8110
20130613	8447
20130612	8362
20130624	7610
20130623	5784
20130622	7051
20130621	8228
20130620	8545
20130619	8435
20130701	7773
20130629	6706
20130628	8116
20130627	8473
20130626	8212
20130625	8135
20130708	7323
20130707	5942
20130706	6193
20130705	7751
20130704	8202
20130703	8062
20130702	8169
20130630	5722
20130715	6816
20130714	4911
20130713	5770
20130712	7275
20130711	7665
20130710	7811
20130709	7675
20130721	5661
20130720	6128
20130719	6938
20130718	7592
20130717	7157
20130716	7175
20130806	8157
20130805	7960
20130804	6155
20130803	6890
20130802	8095
20130801	8441
20130731	8287
20130730	8235
20130729	7760
20130728	5488
20130727	6694

20130726	7946
20130725	8307
20130724	8026
20130723	8186
20130722	7737
20130809	8001
20130808	8834
20130807	8304
20130810	6680
20130815	8830
20130814	8887
20130813	8888
20130812	8253
20130811	5692
20130829	8435
20130828	8941
20130827	8966
20130826	8250
20130825	6413
20130824	6796
20130823	8267
20130822	8801
20130821	9059
20130820	8979
20130819	8383
20130818	5896
20130817	7336
20130816	7860
20130911	8733
20130910	8738
20130909	8179
20130908	6171
20130907	6988
20130906	8134
20130905	8740
20130904	8688
20130903	8597
20130902	8172
20130901	6048
20130831	7507
20130830	8529
20130919	9065
20130918	8617
20130917	8492
20130916	8125
20130915	6155
20130914	6382
20130913	8321
20130912	8839
20130926	8855

20130925	8829
20130924	8709
20130923	6821
20130922	5683
20130921	6835
20130920	8350
20131001	7332
20130930	4815
20130929	5003
20130928	5467
20130927	8455
20131013	5761
20131012	6109
20131011	7731
20131010	8155
20131009	7934
20131008	7928
20131007	4715
20131006	4579
20131005	5271
20131004	7024
20131003	7403
20131002	7351
20131020	5688
20131019	6417
20131018	8422
20131017	8824
20131016	8801
20131015	8942
20131014	8440
20131128	2250
20131127	8804
20131126	8276
20131125	8268
20131124	5820
20131123	6250
20131122	8369
20131121	8691
20131120	8683
20131119	8690
20131118	8204
20131117	5890
20131116	6519
20131115	8494
20131114	9023
20131113	8876
20131112	8708
20131111	7862
20131110	5610
20131109	6457

20131108	8271
20131107	8934
20131106	8932
20131105	8615
20131104	8432
20131103	5940
20131102	6796
20131101	8518
20131031	9076
20131030	9157
20131029	8734
20131028	8242
20131027	5820
20131026	6816
20131025	8662
20131024	9163
20131023	9033
20131022	8927
20131021	8198
20131211	8501
20131210	8265
20131209	7916
20131208	5986
20131207	6689
20131206	8523
20131205	8501
20131204	8592
20131203	8653
20131202	8509
20131201	5943
20131130	6719
20131129	8586
20131229	3874
20131228	3998
20131227	4212
20131226	3750
20131225	4483
20131224	5763
20131223	6108
20131222	5072
20131221	6041
20131220	8216
20131219	8241
20131218	8432
20131217	8275
20131216	7836
20131215	6010
20131214	6825
20131213	8339
20131212	8601

20131231	4451
20131230	4260
Total	2773306

20130107	8249
20130106	5472
20130105	6019
20130104	7720
20130103	7567
20130102	6965
20130101	3889
20130112	6773
20130111	8956
20130110	8720
20130109	8673
20130108	8047
20130114	8854
20130113	6069
20130206	10266
20130205	10035
20130204	6531
20130203	6595
20130202	7480
20130201	9808
20130131	10025
20130130	9715
20130129	9335
20130128	5427
20130127	5859
20130126	6246
20130125	8515
20130124	9630
20130123	9543
20130122	9313
20130121	8971
20130120	6368
20130119	7223
20130118	9289
20130117	9544
20130116	9434
20130115	9298
20130214	10638
20130213	10555
20130212	10198
20130211	9718
20130210	6192
20130209	7441
20130208	10285
20130207	10267
20130220	10437
20130219	10211
20130218	9750
20130217	6552
20130216	7939

20130215	10372
20130228	10172
20130227	10356
20130226	10189
20130225	9622
20130224	6272
20130223	7575
20130222	10465
20130221	10163
20130305	8023
20130304	9799
20130303	6826
20130302	7669
20130301	10387
20130311	5603
20130310	6155
20130309	7181
20130308	10575
20130307	10825
20130306	10415
20130318	9878
20130317	6779
20130316	7982
20130315	10549
20130314	10618
20130313	10224
20130312	10381
20130326	10279
20130325	9648
20130324	6748
20130323	8049
20130322	10497
20130321	10499
20130320	10628
20130319	10093
20130401	5536
20130331	5048
20130330	6523
20130329	4822
20130328	11297
20130327	10611
20130408	9712
20130407	6989
20130406	8039
20130405	10568
20130404	10662
20130403	10437
20130402	9861
20130415	9188
20130414	6918

20130413	8120
20130412	10617
20130411	10678
20130410	10253
20130409	10158
20130429	9439
20130428	6632
20130427	7519
20130426	9379
20130425	5679
20130424	10077
20130423	9709
20130422	9181
20130421	6463
20130420	7484
20130419	10112
20130418	10347
20130417	9906
20130416	9716
20130506	9758
20130505	6758
20130504	8091
20130503	10453
20130502	10676
20130501	10320
20130430	9879
20130513	9437
20130512	7006
20130511	8227
20130510	10688
20130509	10561
20130508	10469
20130507	10123
20130520	9591
20130519	6663
20130518	8214
20130517	10393
20130516	10272
20130515	10161
20130514	9909
20130527	9715
20130526	6865
20130525	8514
20130524	10488
20130523	10479
20130522	10269
20130521	9888
20130611	9724
20130610	5375
20130609	6134

20130608	7467
20130607	10298
20130606	10299
20130605	10231
20130604	9937
20130603	9557
20130602	6754
20130601	7986
20130531	10719
20130530	10627
20130529	10348
20130528	10001
20130618	10063
20130617	9527
20130616	6975
20130615	8563
20130614	10428
20130613	10234
20130612	10038
20130701	9434
20130630	6877
20130629	8116
20130628	10379
20130627	10335
20130626	10056
20130625	9438
20130624	9078
20130623	6512
20130622	8199
20130621	10341
20130620	10609
20130619	10072
20130708	9237
20130707	6459
20130706	7664
20130705	10171
20130704	10309
20130703	9935
20130702	9687
20130715	8829
20130714	5945
20130713	7117
20130712	9494
20130711	9815
20130710	9725
20130709	9612
20130721	6220
20130720	7120
20130719	9442
20130718	9666

20130717	9314
20130716	9062
20130806	9851
20130805	9472
20130804	6794
20130803	8143
20130802	10322
20130801	10538
20130731	10197
20130730	9861
20130729	9522
20130728	6378
20130727	7841
20130726	10157
20130725	10052
20130724	10175
20130723	9676
20130722	9360
20130815	10695
20130814	10212
20130813	10050
20130812	9258
20130811	6705
20130810	8047
20130809	10123
20130808	10088
20130807	10144
20130829	10363
20130828	10318
20130827	9947
20130826	9508
20130825	6646
20130824	8056
20130823	10093
20130822	10236
20130821	10229
20130820	10054
20130819	9417
20130818	6932
20130817	7983
20130816	10347
20130911	10344
20130910	10109
20130909	9507
20130908	7360
20130907	8006
20130906	10276
20130905	10510
20130904	10226
20130903	10223

20130902	9695
20130901	6779
20130831	8046
20130830	10545
20130919	10451
20130918	10122
20130917	9624
20130916	9470
20130915	6634
20130914	7660
20130913	10419
20130912	10780
20130926	6275
20130925	9050
20130924	10263
20130923	9972
20130922	6783
20130921	7965
20130920	10658
20131001	9273
20130930	5689
20130929	6158
20130928	7180
20130927	10480
20131014	9716
20131013	6532
20131012	7596
20131011	10113
20131010	9794
20131009	9686
20131008	9583
20131007	5443
20131006	5845
20131005	7000
20131004	9725
20131003	10095
20131002	9786
20131020	6833
20131019	7872
20131018	10443
20131017	10368
20131016	10246
20131015	10141
20131127	10740
20131126	10380
20131125	9935
20131124	7260
20131123	8161
20131122	11009
20131121	10772

20131120	10682
20131119	10328
20131118	9839
20131117	7003
20131116	7850
20131115	10575
20131114	10548
20131113	10490
20131112	10080
20131111	8987
20131110	6576
20131109	8191
20131108	10619
20131107	10573
20131106	10513
20131105	9702
20131104	9662
20131103	6744
20131102	7751
20131101	10909
20131031	10965
20131030	10587
20131029	7456
20131028	9680
20131027	6859
20131026	8062
20131025	10336
20131024	10717
20131023	10266
20131022	9914
20131021	9512
20131211	10685
20131210	10641
20131209	9961
20131208	7188
20131207	8318
20131206	11061
20131205	10857
20131204	10896
20131203	10559
20131202	9972
20131201	6807
20131130	8011
20131129	10828
20131128	10816
20131230	6267
20131229	4909
20131228	5400
20131227	6171
20131226	5276

20131225	4622
20131224	8873
20131223	9270
20131222	7076
20131221	7830
20131220	10759
20131219	10876
20131218	10777
20131217	10588
20131216	10347
20131215	7423
20131214	8277
20131213	11160
20131212	11004
20131231	6431

Total 3282511

20130107	10543
20130106	5747
20130105	6775
20130104	9268
20130103	8971
20130102	8194
20130101	3620
20130206	4471
20130205	4558
20130204	4440
20130203	1838
20130202	3123
20130201	4624
20130131	9552
20130130	12831
20130129	6582
20130126	2268
20130125	4620
20130124	5792
20130123	4413
20130122	4460
20130121	5315
20130120	1906
20130119	3058
20130118	2970
20130114	5622
20130113	6078
20130112	7556
20130111	11593
20130110	11257
20130109	10825
20130108	10118
20130214	13629
20130213	13466
20130212	3852
20130211	3903
20130210	1828
20130209	3010
20130208	4274
20130207	4451
20130220	13355
20130219	4886
20130218	4481
20130217	1842
20130216	6840
20130215	13666
20130228	13188
20130227	12818
20130226	8630
20130225	9156

20130224	6318
20130223	8648
20130222	13499
20130221	13405
20130305	10870
20130304	12278
20130303	6657
20130302	8801
20130301	13466
20130311	2152
20130310	1563
20130309	2659
20130308	4898
20130307	4433
20130306	11774
20130318	7951
20130317	1702
20130316	6043
20130315	8201
20130314	4583
20130313	4787
20130312	4460
20130326	8015
20130325	8846
20130324	7334
20130323	9089
20130322	13558
20130321	7825
20130320	10508
20130319	12799
20130401	5369
20130331	4690
20130330	6866
20130329	4334
20130328	13701
20130327	13303
20130408	5186
20130407	4394
20130406	8634
20130405	13078
20130404	12901
20130403	11266
20130402	12370
20130415	11805
20130414	6504
20130413	8871
20130412	13253
20130411	6364
20130410	9226
20130409	3058

20130422	11659
20130421	6384
20130420	8061
20130419	12765
20130418	12717
20130417	12383
20130416	12264
20130429	12118
20130428	6499
20130427	8064
20130426	11509
20130425	5620
20130424	13082
20130423	12289
20130506	11737
20130505	6521
20130504	8908
20130503	13227
20130502	12944
20130501	12710
20130430	12570
20130513	11733
20130512	6738
20130511	9016
20130510	13275
20130509	12941
20130508	12684
20130507	12608
20130520	11744
20130519	6485
20130518	8641
20130517	12759
20130516	12916
20130515	12627
20130514	12510
20130527	11958
20130526	6141
20130525	8528
20130524	12872
20130523	12813
20130522	12382
20130521	12451
20130611	12008
20130610	5224
20130609	5724
20130608	7450
20130607	12576
20130606	12502
20130605	12179
20130604	12249

20130603	11777
20130602	5889
20130601	8100
20130531	13269
20130530	12830
20130529	12343
20130528	12241
20130618	12534
20130617	11911
20130616	6202
20130615	8489
20130614	12990
20130613	12451
20130612	12046
20130624	11539
20130623	6200
20130622	8743
20130621	12958
20130620	12988
20130619	12486
20130701	11767
20130630	6546
20130629	8209
20130628	13140
20130627	12947
20130626	12920
20130625	12124
20130708	11406
20130707	6310
20130706	8289
20130705	12565
20130704	12442
20130703	11903
20130702	11731
20130715	10978
20130714	5730
20130713	7964
20130712	12148
20130711	12178
20130710	11922
20130709	11940
20130721	5729
20130720	7650
20130719	11970
20130718	11948
20130717	11370
20130716	11519
20130806	11928
20130805	11614
20130804	6182

20130803	8264
20130802	12726
20130801	12564
20130731	12349
20130730	12045
20130729	11445
20130728	5994
20130727	8270
20130726	12491
20130725	12406
20130724	12142
20130723	11602
20130722	11482
20130815	12616
20130814	12331
20130813	11949
20130812	11067
20130811	6413
20130810	8383
20130809	12592
20130808	12426
20130807	12186
20130829	12803
20130828	12471
20130827	12268
20130826	11817
20130825	6460
20130824	8530
20130823	12723
20130822	12522
20130821	12178
20130820	12177
20130819	11780
20130818	6360
20130817	8493
20130816	12802
20130911	12455
20130910	12044
20130909	11726
20130908	6393
20130907	8643
20130906	12780
20130905	12589
20130904	12515
20130903	12310
20130902	11781
20130901	6475
20130831	8820
20130830	13247
20130919	13377

20130918	12832
20130917	12279
20130916	11728
20130915	6382
20130914	8401
20130913	12693
20130912	12733
20130926	12992
20130925	12650
20130924	12433
20130923	11827
20130922	6825
20130921	8817
20130920	13553
20131001	11706
20130930	6689
20130929	6498
20130928	7920
20130927	13220
20131014	11945
20131013	6310
20131012	8596
20131011	13137
20131010	12687
20131009	12389
20131008	9343
20131007	3125
20131006	2886
20131005	4350
20131004	2825
20131002	11479
20131020	6740
20131019	8638
20131018	13144
20131017	12833
20131016	12522
20131015	12465
20131128	8455
20131127	12860
20131126	12610
20131125	11977
20131124	6986
20131123	9212
20131122	13067
20131121	13047
20131120	12601
20131119	12597
20131118	11994
20131117	6721
20131116	8500

20131115	12966
20131114	12918
20131113	12842
20131112	12569
20131111	11457
20131110	6222
20131109	8780
20131108	12880
20131107	13112
20131106	12545
20131105	11952
20131104	12128
20131103	6383
20131102	8297
20131101	12996
20131031	13008
20131030	12811
20131029	12586
20131028	11919
20131027	6483
20131026	8867
20131025	13127
20131024	12976
20131023	12466
20131022	12551
20131021	12035
20131211	13242
20131210	13127
20131209	12209
20131208	7119
20131207	8943
20131206	13721
20131205	13394
20131204	12872
20131203	12731
20131202	12121
20131201	6603
20131130	8752
20131129	13184
20131230	6572
20131229	4739
20131228	5266
20131227	6093
20131226	4830
20131225	2887
20131224	9360
20131223	10471
20131222	6516
20131221	8611
20131220	13952

20131219	14074
20131218	13169
20131217	12836
20131216	12545
20131215	6967
20131214	9140
20131213	14062
20131212	13746
20131231	6523
Total	3511132

20130111	10117
20130110	9644
20130109	9478
20130108	9121
20130107	8792
20130106	6890
20130105	7637
20130104	8879
20130103	8119
20130102	7151
20130101	4151
20130114	9282
20130113	6621
20130112	7892
20130128	6127
20130127	6640
20130126	7457
20130125	11381
20130124	11169
20130123	10758
20130122	10093
20130121	9516
20130120	6882
20130119	8619
20130118	10980
20130117	10623
20130116	10045
20130115	9959
20130130	145
20130129	2840
20130214	12641
20130213	12054
20130212	11589
20130211	10877
20130210	7319
20130209	9046
20130208	11913
20130207	12043
20130206	12969
20130219	10960
20130220	11343
20130218	10198
20130217	7527
20130216	9479
20130215	12364
20130228	11243
20130301	11972
20130227	10896
20130226	10883
20130225	10318

20130224	7223
20130223	9273
20130222	11854
20130221	11564
20130305	10932
20130304	10138
20130303	7679
20130302	9626
20130311	6784
20130310	7064
20130309	8775
20130308	12609
20130307	11874
20130306	11246
20130318	10197
20130317	7573
20130316	9515
20130315	12330
20130314	11814
20130313	11222
20130312	10776
20130326	11130
20130325	10485
20130324	7691
20130323	9521
20130322	12016
20130321	11731
20130320	11589
20130319	11306
20130401	5881
20130331	5749
20130330	7324
20130329	5295
20130328	12415
20130327	11554
20130408	10092
20130407	7572
20130406	9303
20130405	11612
20130404	11332
20130403	11038
20130402	10201
20130415	10108
20130414	9978
20130413	12137
20130412	12231
20130411	11770
20130410	11613
20130409	11035
20130422	9899

20130421	7131
20130420	8656
20130419	11454
20130418	11247
20130417	10887
20130416	10570
20130429	10653
20130428	7510
20130427	9183
20130426	10983
20130425	7046
20130424	11423
20130423	10534
20130506	10188
20130505	7079
20130504	9064
20130503	11783
20130502	11703
20130501	11052
20130430	11058
20130513	10469
20130512	7409
20130511	9666
20130510	12163
20130509	11642
20130508	11098
20130507	11093
20130520	10040
20130519	7278
20130518	9325
20130517	12269
20130516	11961
20130515	11860
20130514	11461
20130527	9976
20130526	7380
20130525	8961
20130524	11836
20130523	11618
20130522	11234
20130521	10782
20130611	10317
20130610	5877
20130609	6819
20130608	8009
20130607	11604
20130606	11624
20130605	11074
20130604	10864
20130603	10222

20130602	7017
20130601	8704
20130531	11784
20130530	11611
20130529	11241
20130528	11015
20130618	11338
20130617	10742
20130616	7118
20130615	9163
20130614	11724
20130613	10884
20130612	10553
20130624	10057
20130623	7433
20130622	9778
20130621	11925
20130620	11975
20130619	11716
20130701	9979
20130630	7248
20130629	9132
20130628	12047
20130627	11937
20130626	11472
20130625	10978
20130708	9768
20130707	7245
20130706	9285
20130705	11534
20130704	11279
20130703	10666
20130702	10479
20130715	8696
20130714	6682
20130713	8491
20130712	10805
20130711	10668
20130710	10445
20130709	10402
20130721	6433
20130720	8007
20130719	10172
20130718	10283
20130717	9644
20130716	9727
20130806	10468
20130805	9853
20130804	6937
20130803	8994

20130802	11541
20130801	11165
20130731	10822
20130730	10240
20130729	9695
20130728	6924
20130727	8909
20130726	11392
20130725	10804
20130724	10509
20130723	10258
20130722	9575
20130815	11026
20130814	10512
20130813	10326
20130812	9458
20130811	7199
20130810	8881
20130809	11065
20130808	11106
20130807	10737
20130829	11133
20130828	10635
20130827	10389
20130826	9680
20130825	7208
20130824	9193
20130823	11563
20130822	10988
20130821	10444
20130820	10439
20130819	9802
20130818	7420
20130817	9053
20130816	11545
20130911	10628
20130910	10645
20130909	9937
20130908	7335
20130907	8856
20130906	11423
20130905	11158
20130904	10604
20130903	10384
20130902	9770
20130901	7134
20130831	9068
20130830	11673
20130919	11210
20130918	10716

20130917	9872
20130916	9569
20130915	7239
20130914	8873
20130913	11713
20130912	11336
20130926	11958
20130925	11197
20130924	10958
20130923	10084
20130922	7731
20130921	9264
20130920	11533
20131001	9936
20130930	6440
20130929	7140
20130928	8443
20130927	12105
20131013	7069
20131012	9317
20131011	11079
20131010	10887
20131009	10117
20131008	9701
20131007	6049
20131006	6517
20131005	7770
20131004	10816
20131003	11025
20131002	10530
20131020	7393
20131019	9000
20131018	11589
20131017	11362
20131016	10965
20131015	10614
20131014	9817
20131128	5915
20131127	11260
20131126	10803
20131125	9905
20131124	7294
20131123	9042
20131122	11879
20131121	11746
20131120	11128
20131119	11046
20131118	10211
20131117	7268
20131116	8817

20131115	11442
20131114	11817
20131113	11308
20131112	11082
20131111	9893
20131110	6986
20131109	9009
20131108	11346
20131107	11323
20131106	10706
20131105	10562
20131104	9975
20131103	7066
20131102	9001
20131101	11445
20131031	11647
20131030	11104
20131029	10731
20131028	9998
20131027	7210
20131026	9463
20131025	11836
20131024	11424
20131023	10791
20131022	10587
20131021	9991
20131211	12062
20131210	11826
20131209	10829
20131208	7819
20131207	9442
20131206	12488
20131205	12145
20131204	11552
20131203	10895
20131202	10400
20131201	7471
20131130	9286
20131129	11611
20131230	6291
20131229	5262
20131228	5638
20131227	6020
20131226	5025
20131225	3310
20131224	9008
20131223	9520
20131222	6861
20131221	8722
20131220	12513

20131219	12406
20131218	11752
20131217	11444
20131216	10539
20131215	7584
20131214	9778
20131213	13121
20131212	12640
20131231	6353
Total	3533842

20130107	5147
20130106	4752
20130105	5187
20130104	5406
20130103	5202
20130102	4751
20130101	3534
20130114	5654
20130113	5179
20130112	5940
20130111	6103
20130110	5690
20130109	5705
20130108	5301
20130206	6205
20130205	5856
20130204	5975
20130203	5724
20130202	6415
20130201	6462
20130131	6242
20130130	6050
20130129	5600
20130128	4665
20130127	4969
20130126	5188
20130125	6461
20130124	5974
20130123	5925
20130122	5518
20130121	5423
20130120	5328
20130119	6102
20130118	6262
20130117	5910
20130116	5815
20130115	5554
20130214	6289
20130213	6269
20130212	5954
20130211	5757
20130210	5622
20130209	6060
20130208	6451
20130207	6115
20130220	6130
20130219	5816
20130218	5787
20130217	5484
20130216	6820

20130215	6553
20130228	5747
20130227	5899
20130226	5860
20130225	5739
20130224	5048
20130223	6269
20130222	6598
20130221	6071
20130304	5779
20130303	5582
20130302	6524
20130301	6590
20130306	6071
20130305	4137
20130311	4532
20130310	5105
20130309	6113
20130308	6549
20130307	6212
20130318	5759
20130317	5727
20130316	6385
20130315	6537
20130314	6232
20130313	5984
20130312	5716
20130326	5951
20130325	5887
20130324	5660
20130323	6675
20130322	6527
20130321	5905
20130320	4352
20130319	5936
20130401	4998
20130331	4265
20130330	5688
20130329	4175
20130328	7015
20130327	6205
20130408	5566
20130407	5793
20130406	6408
20130405	6509
20130404	5947
20130403	5809
20130402	5729
20130415	5489
20130414	5463

20130413	6165
20130412	6404
20130411	6183
20130410	6057
20130409	5731
20130422	5151
20130421	5410
20130420	6052
20130419	6579
20130418	6006
20130417	6013
20130416	5696
20130429	5490
20130428	5471
20130427	6250
20130426	6471
20130425	5459
20130424	6149
20130423	5516
20130506	5548
20130505	5783
20130504	6462
20130503	6389
20130502	5908
20130501	5854
20130430	5704
20130513	5238
20130512	5846
20130511	6736
20130510	6640
20130509	6014
20130508	5823
20130507	5575
20130520	5291
20130519	5282
20130518	6527
20130517	6364
20130516	5659
20130515	5519
20130514	5470
20130527	5355
20130526	5266
20130525	6798
20130524	6374
20130523	5856
20130522	5671
20130521	5478
20130611	5466
20130610	4794
20130609	4959

20130608	5863
20130607	6398
20130606	5723
20130605	5686
20130604	5445
20130603	5297
20130602	5176
20130601	6046
20130531	6256
20130530	5799
20130529	5761
20130528	5465
20130618	5581
20130617	5409
20130616	5880
20130615	6859
20130614	6200
20130613	5501
20130612	5340
20130624	4970
20130623	5405
20130622	6684
20130621	6365
20130620	6014
20130619	5804
20130701	5376
20130630	5592
20130629	6495
20130628	6532
20130627	5880
20130626	5825
20130625	5358
20130708	5465
20130707	5324
20130706	6281
20130705	6242
20130704	5887
20130703	5846
20130702	5753
20130715	5023
20130714	4649
20130713	5772
20130712	6145
20130711	5608
20130710	5688
20130709	5628
20130721	5198
20130720	5714
20130719	5901
20130718	5746

20130717	5470
20130716	5335
20130806	5315
20130805	5471
20130804	5487
20130803	6772
20130802	6345
20130801	5881
20130731	5718
20130730	5403
20130729	5387
20130728	5354
20130727	6599
20130726	6412
20130725	5775
20130724	5746
20130723	5640
20130722	5489
20130815	6168
20130814	5901
20130813	5574
20130812	5202
20130811	5253
20130810	6672
20130809	6415
20130808	5772
20130807	5794
20130829	6007
20130828	6022
20130827	5834
20130826	5688
20130825	6413
20130824	8708
20130823	6227
20130822	5740
20130821	5874
20130820	5772
20130819	5326
20130818	5320
20130817	6526
20130816	6612
20130911	5943
20130910	5593
20130909	5737
20130908	5490
20130907	6584
20130906	6705
20130905	6044
20130904	6042
20130903	5924

20130902	5808
20130901	5675
20130831	6695
20130830	6831
20130919	5972
20130918	5702
20130917	5376
20130916	5448
20130915	5696
20130914	6592
20130913	6576
20130912	6037
20130926	6119
20130925	6024
20130924	5690
20130923	5704
20130922	5741
20130921	6506
20130920	6561
20131001	2404
20130928	5550
20130927	6797
20131014	5673
20131013	5353
20131012	6438
20131011	4819
20131010	2376
20131009	5939
20131008	3975
20131004	206
20131002	1969
20131019	4477
20131018	6915
20131017	6239
20131016	6104
20131015	6032
20131026	807
20131025	6771
20131024	6166
20131023	1031
20131128	2609
20131127	6394
20131126	6091
20131125	5765
20131124	5735
20131123	6706
20131122	6925
20131121	6351
20131120	6190
20131119	6032

20131118	5794
20131117	5900
20131116	6578
20131115	6786
20131114	6199
20131113	4881
20131112	1788
20131111	5163
20131110	5111
20131109	6900
20131108	6562
20131107	6201
20131106	6243
20131105	5981
20131104	630
20131102	2936
20131101	6810
20131031	6316
20131030	5083
20131029	461
20131211	6491
20131210	6174
20131209	6051
20131208	6061
20131207	7158
20131206	7025
20131205	6209
20131204	6231
20131203	5987
20131202	5806
20131201	5871
20131130	6689
20131129	7030

Total 1907934

20130107	5147
20130106	4752
20130105	5187
20130104	5406
20130103	5202
20130102	4751
20130101	3534
20130114	5654
20130113	5179
20130112	5940
20130111	6103
20130110	5690
20130109	5705
20130108	5301
20130206	6205

20130205	5856
20130204	5975
20130203	5724
20130202	6415
20130201	6462
20130131	6242
20130130	6050
20130129	5600
20130128	4665
20130127	4969
20130126	5188
20130125	6461
20130124	5974
20130123	5925
20130122	5518
20130121	5423
20130120	5328
20130119	6102
20130118	6262
20130117	5910
20130116	5815
20130115	5554
20130214	6289
20130213	6269
20130212	5954
20130211	5757
20130210	5622
20130209	6060
20130208	6451
20130207	6115
20130220	6130
20130219	5816
20130218	5787
20130217	5484
20130216	6820
20130215	6553
20130228	5747
20130227	5899
20130226	5860
20130225	5739
20130224	5048
20130223	6269
20130222	6598
20130221	6071
20130304	5779
20130303	5582
20130302	6524
20130301	6590
20130306	6071
20130305	4137

20130311	4532
20130310	5105
20130309	6113
20130308	6549
20130307	6212
20130318	5759
20130317	5727
20130316	6385
20130315	6537
20130314	6232
20130313	5984
20130312	5716
20130326	5951
20130325	5887
20130324	5660
20130323	6675
20130322	6527
20130321	5905
20130320	4352
20130319	5936
20130401	4998
20130331	4265
20130330	5688
20130329	4175
20130328	7015
20130327	6205
20130408	5566
20130407	5793
20130406	6408
20130405	6509
20130404	5947
20130403	5809
20130402	5729
20130415	5489
20130414	5463
20130413	6165
20130412	6404
20130411	6183
20130410	6057
20130409	5731
20130422	5151
20130421	5410
20130420	6052
20130419	6579
20130418	6006
20130417	6013
20130416	5696
20130429	5490
20130428	5471
20130427	6250

20130426	6471
20130425	5459
20130424	6149
20130423	5516
20130506	5548
20130505	5783
20130504	6462
20130503	6389
20130502	5908
20130501	5854
20130430	5704
20130513	5238
20130512	5846
20130511	6736
20130510	6640
20130509	6014
20130508	5823
20130507	5575
20130520	5291
20130519	5282
20130518	6527
20130517	6364
20130516	5659
20130515	5519
20130514	5470
20130527	5355
20130526	5266
20130525	6798
20130524	6374
20130523	5856
20130522	5671
20130521	5478
20130611	5466
20130610	4794
20130609	4959
20130608	5863
20130607	6398
20130606	5723
20130605	5686
20130604	5445
20130603	5297
20130602	5176
20130601	6046
20130531	6256
20130530	5799
20130529	5761
20130528	5465
20130618	5581
20130617	5409
20130616	5880

20130615	6859
20130614	6200
20130613	5501
20130612	5340
20130624	4970
20130623	5405
20130622	6684
20130621	6365
20130620	6014
20130619	5804
20130701	5376
20130630	5592
20130629	6495
20130628	6532
20130627	5880
20130626	5825
20130625	5358
20130708	5465
20130707	5324
20130706	6281
20130705	6242
20130704	5887
20130703	5846
20130702	5753
20130715	5023
20130714	4649
20130713	5772
20130712	6145
20130711	5608
20130710	5688
20130709	5628
20130721	5198
20130720	5714
20130719	5901
20130718	5746
20130717	5470
20130716	5335
20130806	5315
20130805	5471
20130804	5487
20130803	6772
20130802	6345
20130801	5881
20130731	5718
20130730	5403
20130729	5387
20130728	5354
20130727	6599
20130726	6412
20130725	5775

20130724	5746
20130723	5640
20130722	5489
20130815	6168
20130814	5901
20130813	5574
20130812	5202
20130811	5253
20130810	6672
20130809	6415
20130808	5772
20130807	5794
20130829	6007
20130828	6022
20130827	5834
20130826	5688
20130825	6413
20130824	8708
20130823	6227
20130822	5740
20130821	5874
20130820	5772
20130819	5326
20130818	5320
20130817	6526
20130816	6612
20130911	5943
20130910	5593
20130909	5737
20130908	5490
20130907	6584
20130906	6705
20130905	6044
20130904	6042
20130903	5924
20130902	5808
20130901	5675
20130831	6695
20130830	6831
20130919	5972
20130918	5702
20130917	5376
20130916	5448
20130915	5696
20130914	6592
20130913	6576
20130912	6037
20130926	6119
20130925	6024
20130924	5690

20130923	5704
20130922	5741
20130921	6506
20130920	6561
20131001	2404
20130928	5550
20130927	6797
20131014	5673
20131013	5353
20131012	6438
20131011	4819
20131010	2376
20131009	5939
20131008	3975
20131004	206
20131002	1969
20131019	4477
20131018	6915
20131017	6239
20131016	6104
20131015	6032
20131026	807
20131025	6771
20131024	6166
20131023	1031
20131128	2609
20131127	6394
20131126	6091
20131125	5765
20131124	5735
20131123	6706
20131122	6925
20131121	6351
20131120	6190
20131119	6032
20131118	5794
20131117	5900
20131116	6578
20131115	6786
20131114	6199
20131113	4881
20131112	1788
20131111	5163
20131110	5111
20131109	6900
20131108	6562
20131107	6201
20131106	6243
20131105	5981
20131104	630

20131102	2936
20131101	6810
20131031	6316
20131030	5083
20131029	461
20131211	6491
20131210	6174
20131209	6051
20131208	6061
20131207	7158
20131206	7025
20131205	6209
20131204	6231
20131203	5987
20131202	5806
20131201	5871
20131130	6689
20131129	7030
20131230	4729
20131229	4186
20131228	4295
20131227	4960
20131226	4412
20131225	3073
20131224	6325
20131223	6424
20131222	5741
20131221	6804
20131220	6342
20131219	1562
20131218	6742
20131217	6487
20131216	6214
20131215	6062
20131214	6782
20131213	6949
20131212	6873
20131231	3368

Total	2016264
-------	---------

20130107	8389
20130106	7716
20130105	7539
20130104	8333
20130103	7813
20130102	7513
20130101	5451
20130114	8420
20130113	6823
20130112	7359
20130111	9112
20130110	8484
20130109	8145
20130108	7763
20130206	9326
20130205	9180
20130204	9051
20130203	8395
20130202	7973
20130201	9658
20130131	9166
20130130	8834
20130129	8717
20130128	6830
20130127	6804
20130126	7307
20130125	10364
20130124	9188
20130123	8961
20130122	8786
20130121	8872
20130120	7361
20130119	7605
20130118	9219
20130117	8776
20130116	8866
20130115	8481
20130213	9463
20130212	9385
20130211	9169
20130210	7603
20130209	8378
20130208	9740
20130207	9587
20130220	9635
20130219	9411
20130218	9235
20130217	8072
20130216	8752
20130215	10208

20130214	9650
20130228	9284
20130227	9341
20130226	9100
20130225	9518
20130224	8047
20130223	9015
20130222	10590
20130221	9743
20130306	9533
20130305	9237
20130304	9250
20130303	8825
20130302	8524
20130301	10133
20130311	7301
20130310	7626
20130309	8608
20130308	10476
20130307	9587
20130318	9184
20130317	8124
20130316	9084
20130315	10331
20130314	9575
20130313	9445
20130312	9478
20130326	9398
20130325	9374
20130324	8072
20130323	8774
20130322	10183
20130321	9571
20130320	9118
20130319	9263
20130408	9226
20130407	9010
20130406	9293
20130405	10210
20130404	9498
20130403	9393
20130402	9879
20130401	7597
20130331	6383
20130330	7261
20130329	7960
20130328	11181
20130327	9740
20130415	9006
20130414	7738

20130413	9125
20130412	10463
20130411	9568
20130410	9434
20130409	9204
20130422	8744
20130421	7400
20130420	8473
20130419	10207
20130418	9462
20130417	9082
20130416	8992
20130429	9642
20130428	7890
20130427	8270
20130426	8985
20130425	6618
20130424	9958
20130423	9130
20130506	8960
20130505	8574
20130504	8714
20130503	9807
20130502	9227
20130501	9160
20130430	9125
20130513	8974
20130512	8004
20130511	9007
20130510	10407
20130509	9327
20130508	9117
20130507	9019
20130520	8879
20130519	7166
20130518	8573
20130517	9759
20130516	9207
20130515	9152
20130514	8996
20130527	8627
20130526	7270
20130525	8717
20130524	9962
20130523	9138
20130522	8918
20130521	8926
20130611	8872
20130610	6904
20130609	6668

20130608	8650
20130607	10478
20130606	9345
20130605	9018
20130604	8932
20130603	8674
20130602	6964
20130601	8139
20130531	9783
20130530	9232
20130529	9063
20130528	9113
20130612	8800
20130613	7825
20130616	7451
20130615	8770
20130618	9174
20130617	8696
20130614	34143
20130624	8457
20130623	6896
20130622	8564
20130621	9737
20130620	9120
20130619	9253
20130701	8655
20130630	7580
20130629	8501
20130628	9977
20130627	9199
20130626	9127
20130625	8697
20130806	8332
20130805	8629
20130804	8161
20130803	8369
20130802	9814
20130801	9107
20130731	8942
20130730	8872
20130729	8511
20130728	6987
20130727	8444
20130726	9777
20130725	9103
20130724	8933
20130723	8650
20130722	8543
20130721	7014
20130720	7392

20130719	8931
20130718	8764
20130717	8413
20130716	8185
20130715	6728
20130714	6728
20130713	7898
20130712	9571
20130711	8940
20130710	8757
20130709	8769
20130708	8734
20130707	8490
20130706	8209
20130705	9814
20130704	9164
20130703	9221
20130702	8978
20130815	9135
20130814	9086
20130813	8808
20130812	8533
20130811	7514
20130810	8461
20130809	9768
20130808	9199
20130807	9063
20130829	9189
20130828	9087
20130827	9084
20130826	8987
20130825	8036
20130824	8759
20130823	9758
20130822	8996
20130821	9069
20130820	8845
20130819	8673
20130818	7560
20130817	8319
20130816	9957
20130911	9205
20130910	9056
20130909	8936
20130908	7442
20130907	8410
20130906	9884
20130905	9076
20130904	9055
20130903	8945

20130902	8752
20130901	8889
20130831	8681
20130830	9334
20130919	9285
20130918	9200
20130917	8493
20130916	8855
20130915	7394
20130914	8220
20130913	9851
20130912	9220
20130926	9576
20130925	9485
20130924	9181
20130923	9166
20130922	7515
20130921	8676
20130920	10054
20131001	8567
20130930	6780
20130929	7587
20130928	8556
20130927	10993
20131014	8875
20131013	7266
20131012	8231
20131011	9835
20131010	8974
20131009	8985
20131008	8692
20131007	6853
20131006	8193
20131005	8046
20131004	10258
20131003	9197
20131002	9012
20131020	8176
20131019	9241
20131018	10415
20131017	9277
20131016	9170
20131015	9120
20131127	9658
20131126	9437
20131125	9138
20131124	7983
20131123	8824
20131122	10491
20131121	3685

20131120	9442
20131119	8835
20131118	9242
20131117	8074
20131116	8529
20131115	10464
20131114	9545
20131113	9331
20131112	8911
20131111	8511
20131110	7129
20131109	8646
20131108	10006
20131107	9544
20131106	9372
20131105	9203
20131104	9239
20131103	8902
20131102	8777
20131101	10440
20131031	9501
20131030	9540
20131029	8990
20131028	9003
20131027	8138
20131026	9356
20131025	10510
20131024	9364
20131023	9203
20131022	8906
20131021	8970
20131205	9854
20131204	9481
20131203	9459
20131202	9474
20131201	9284
20131130	9186
20131129	10336
20131128	9869
20131211	9712
20131210	9391
20131209	9215
20131208	8141
20131207	9482
20131206	10130
20131230	6902
20131229	6371
20131228	6625
20131227	7775
20131226	6711

20131225	6017
20131224	9466
20131223	9866
20131222	8733
20131221	9966
20131220	11165
20131219	10371
20131218	10249
20131217	9882
20131216	9709
20131215	8395
20131214	9413
20131213	9049
20131231	6367

Total	3241551
-------	---------

20130107	7928
20130106	6589
20130105	7307
20130104	8337
20130103	8115
20130102	7599
20130101	5255
20130114	8354
20130113	6459
20130112	7018
20130111	8684
20130110	8293
20130109	7968
20130108	7670
20130206	8888
20130205	8697
20130204	8714
20130203	7823
20130202	7692
20130201	9207
20130131	8832
20130130	8651
20130129	8557
20130128	6622
20130127	6513
20130126	6925
20130125	9741
20130124	8835
20130123	8670
20130122	8651
20130121	8601
20130120	6867
20130119	7202
20130118	8925
20130117	8651
20130116	8535
20130115	8296
20130220	8834
20130219	8846
20130218	8790
20130217	7404
20130216	8457
20130215	9804
20130214	9113
20130213	8764
20130212	8796
20130211	8648
20130210	7114
20130209	8032
20130208	9394

20130207	8944
20130228	8318
20130227	8496
20130226	8668
20130225	8756
20130224	7433
20130223	8583
20130222	9998
20130221	9136
20130306	8641
20130305	8778
20130304	8816
20130303	8293
20130302	8020
20130301	9654
20130311	7199
20130310	6919
20130309	8146
20130308	9988
20130307	9098
20130318	8890
20130317	7548
20130316	8521
20130315	9661
20130314	8968
20130313	8860
20130312	8504
20130326	8906
20130325	8980
20130324	7629
20130323	8506
20130322	9661
20130321	9046
20130320	9114
20130319	8795
20130401	8224
20130331	6183
20130330	7051
20130329	6769
20130328	10372
20130327	9031
20130408	8702
20130407	8454
20130406	8742
20130405	9948
20130404	9072
20130403	8838
20130402	9269
20130415	8732
20130414	7326

20130413	8580
20130412	9844
20130411	9006
20130410	9051
20130409	8851
20130422	8542
20130421	7243
20130420	7766
20130419	9638
20130418	8805
20130417	8791
20130416	8639
20130429	8763
20130428	7862
20130427	8280
20130426	8891
20130425	6260
20130424	9353
20130423	8671
20130506	8536
20130505	8095
20130504	8320
20130503	9359
20130502	8918
20130501	8656
20130430	8325
20130513	8575
20130512	7854
20130511	8531
20130510	9463
20130509	9094
20130508	8743
20130507	8529
20130520	8510
20130519	7156
20130518	8068
20130517	9397
20130516	8465
20130515	8570
20130514	8486
20130527	8213
20130526	7150
20130525	8180
20130524	9393
20130523	8772
20130522	8494
20130521	8552
20130611	8615
20130610	7149
20130609	6464

20130608	7858
20130607	9827
20130606	8831
20130605	8679
20130604	8536
20130603	8225
20130602	6772
20130601	7726
20130531	9332
20130530	8740
20130529	8601
20130528	8611
20130618	8800
20130617	8458
20130616	7003
20130615	8060
20130614	9108
20130613	8364
20130612	8462
20130624	8137
20130623	6775
20130622	8301
20130621	9553
20130620	8745
20130619	8659
20130701	8595
20130630	7349
20130629	8243
20130628	9561
20130627	8795
20130626	8818
20130625	8343
20130708	8298
20130707	7862
20130706	8020
20130705	9357
20130704	8827
20130703	8815
20130702	8670
20130715	6450
20130714	6473
20130713	7369
20130712	9025
20130711	8582
20130710	8526
20130709	8427
20130721	6639
20130720	7242
20130719	8865
20130718	8290

20130717	8298
20130716	8063
20130806	8113
20130805	8370
20130804	7702
20130803	8065
20130802	9216
20130801	8807
20130731	8721
20130730	8411
20130729	8172
20130728	7079
20130727	8041
20130726	9399
20130725	8683
20130724	8499
20130723	8343
20130722	8340
20130815	8843
20130814	8645
20130813	8404
20130812	8221
20130811	7159
20130810	8242
20130809	9514
20130808	8569
20130807	8589
20130829	8759
20130828	8641
20130827	8582
20130826	8510
20130825	7275
20130824	8061
20130823	9316
20130822	8893
20130821	8720
20130820	8582
20130819	8272
20130818	7210
20130817	8162
20130816	9583
20130911	8602
20130910	8504
20130909	8619
20130908	7325
20130907	7987
20130906	9461
20130905	8767
20130904	8695
20130903	8611

20130902	8531
20130901	8263
20130831	8416
20130830	9490
20130926	9326
20130925	9287
20130924	9004
20130923	8859
20130922	7477
20130921	8437
20130920	9500
20130919	9018
20130918	8574
20130917	8116
20130916	8395
20130915	7287
20130914	7878
20130913	9522
20130912	8854
20131001	8429
20130930	7082
20130929	6893
20130928	7739
20130927	10368
20131014	8040
20131013	5954
20131012	7877
20131011	9476
20131010	8828
20131009	8720
20131008	8640
20131007	7246
20131006	7586
20131005	7407
20131004	9400
20131003	8777
20131002	8677
20131020	7593
20131019	8619
20131018	9918
20131017	8847
20131016	8918
20131015	8780
20131120	9108
20131119	9178
20131118	8973
20131117	7699
20131116	8450
20131115	9865
20131114	9172

20131113	8954
20131112	8419
20131111	8297
20131110	6953
20131109	8279
20131108	9571
20131107	9146
20131106	8964
20131105	8655
20131104	8733
20131103	8444
20131102	8687
20131101	9802
20131031	9187
20131030	9092
20131029	8689
20131028	8758
20131027	7840
20131026	8572
20131025	9703
20131024	9079
20131023	8884
20131022	8624
20131021	8715
20131201	8784
20131130	8981
20131129	10187
20131128	9884
20131127	9469
20131126	9119
20131125	9047
20131124	7548
20131123	8639
20131205	9399
20131204	9277
20131203	9176
20131202	9173
20131213	5506
20131212	9330
20131211	9308
20131210	9223
20131209	9051
20131208	7824
20131207	9259
20131206	10160
20131230	7189
20131229	6557
20131228	6880
20131227	7817
20131226	6617

20131225	5233
20131224	8079
20131223	8970
20131222	7478
20131221	8389
20131220	10259
20131219	9817
20131218	9665
20131217	9368
20131216	9144
20131215	7684
20131214	8792
20131231	6712
20131121	9364
20131122	10405

Total	3087873
-------	---------

20130107	9876
20130106	8421
20130105	9577
20130104	11353
20130103	10681
20130102	9275
20130101	5898
20130114	10111
20130113	7753
20130112	9114
20130111	11125
20130110	10362
20130109	10058
20130108	9552
20130206	11515
20130205	11134
20130204	10946
20130203	8896
20130202	9936
20130201	11930
20130131	11353
20130130	11223
20130129	10743
20130128	7673
20130127	8211
20130126	9274
20130125	12648
20130124	11445
20130123	11048
20130122	10525
20130121	10387
20130120	8321
20130119	9518
20130118	11395
20130117	11137
20130116	10735
20130115	10473
20130214	12078
20130213	11503
20130212	11125
20130211	11179
20130210	8880
20130209	11354
20130208	12471
20130207	11747
20130220	11635
20130219	11324
20130218	11202
20130217	9100
20130216	11059

20130215	12928
20130228	10666
20130227	11442
20130226	11284
20130225	11368
20130224	9704
20130223	12618
20130422	51164
20130222	14219
20130221	12142
20130306	11602
20130305	11334
20130304	11216
20130303	9610
20130302	10669
20130301	12747
20130311	8810
20130310	9831
20130309	11202
20130308	13319
20130307	11945
20130318	11484
20130317	9824
20130316	11803
20130315	13067
20130314	11694
20130313	11511
20130312	11474
20130326	11451
20130325	11118
20130324	9219
20130323	11425
20130322	12786
20130321	11645
20130320	11607
20130319	11216
20130401	8778
20130331	7912
20130330	9116
20130329	8882
20130328	13501
20130327	11810
20130408	11077
20130407	9209
20130406	11487
20130405	12666
20130404	11756
20130403	11419
20130402	11543
20130411	11807

20130412	12516
20130413	11433
20130414	9051
20130409	11459
20130410	11073
20130415	10133
20130421	8656
20130420	10329
20130419	12476
20130418	11321
20130417	11184
20130416	10915
20130429	11202
20130428	9009
20130427	10505
20130426	11395
20130425	8808
20130424	12126
20130423	11260
20130422	1260
20130506	10906
20130505	9174
20130504	10945
20130503	12257
20130502	11538
20130501	11221
20130430	11212
20130513	10956
20130512	9494
20130511	11173
20130510	12451
20130509	11654
20130508	11462
20130507	11009
20130520	10821
20130519	8666
20130518	10745
20130517	12293
20130516	11359
20130515	11126
20130514	11081
20130527	10790
20130526	8481
20130525	10858
20130524	12302
20130523	11390
20130522	11247
20130521	11044
20130611	11095
20130610	7884

20130609	8471
20130608	10656
20130607	12696
20130606	11323
20130605	11217
20130604	10978
20130603	10803
20130602	8023
20130601	9985
20130531	12298
20130530	11631
20130529	11340
20130528	11015
20130618	11390
20130617	11059
20130616	8524
20130615	10637
20130614	12011
20130613	11099
20130612	10709
20130624	9385
20130623	8448
20130622	11150
20130621	12397
20130620	11512
20130619	11447
20130701	10855
20130630	8874
20130629	10738
20130628	12581
20130627	11447
20130626	11224
20130625	10887
20130708	10491
20130707	9330
20130706	10562
20130705	12428
20130704	11393
20130703	11196
20130702	11195
20130715	10166
20130714	7988
20130713	9747
20130712	11964
20130711	11241
20130710	10848
20130709	10966
20130721	7938
20130720	9395
20130719	11163

20130718	10678
20130717	10601
20130716	10145
20130806	10804
20130805	10567
20130804	8533
20130803	10699
20130802	12376
20130801	11397
20130731	11256
20130730	11109
20130729	10511
20130728	8193
20130727	10661
20130726	12257
20130725	11411
20130724	11110
20130723	10892
20130722	10641
20130815	11424
20130814	11412
20130813	11038
20130812	10532
20130811	8678
20130810	11118
20130809	12621
20130808	11525
20130807	11105
20130829	11496
20130828	11162
20130827	10516
20130826	10731
20130825	8708
20130824	10720
20130823	12424
20130822	11739
20130821	11249
20130820	10975
20130819	10700
20130818	8662
20130817	10614
20130816	12580
20130911	11390
20130910	11176
20130909	10795
20130908	8784
20130907	10780
20130906	12373
20130905	11511
20130904	11305

20130903	11005
20130902	10824
20130901	9290
20130831	11200
20130830	12759
20130919	11768
20130918	11237
20130917	10733
20130916	10532
20130915	8903
20130914	10215
20130913	12352
20130912	11373
20130926	12251
20130925	12035
20130924	11631
20130923	11348
20130922	9040
20130921	11163
20130920	12636
20131001	10819
20130930	8347
20130929	9581
20130928	11062
20130927	13885
20131014	10762
20131013	8411
20131012	10502
20131011	12417
20131010	11334
20131009	10962
20131008	10937
20131007	8600
20131006	8792
20131005	10117
20131004	12485
20131003	11466
20131002	11448
20131020	8846
20131019	10650
20131018	12605
20131017	10763
20131016	11504
20131015	11442
20131127	11708
20131126	11410
20131125	11146
20131124	9090
20131123	11097
20131122	13043

20131121	11875
20131120	11736
20131119	11853
20131118	11211
20131117	9477
20131116	10667
20131115	12871
20131114	11846
20131113	11610
20131112	11139
20131111	9880
20131110	7936
20131109	10771
20131108	12425
20131107	11758
20131106	11602
20131105	11632
20131104	11119
20131103	9655
20131102	11034
20131101	12942
20131031	12095
20131030	11608
20131029	11167
20131028	11046
20131027	9120
20131026	11529
20131025	13442
20131024	11790
20131023	11309
20131022	11114
20131021	11004
20131212	12239
20131211	11874
20131210	11855
20131209	11444
20131208	9624
20131207	11557
20131206	13540
20131205	12128
20131204	11895
20131203	11646
20131202	11444
20131201	9621
20131130	10994
20131129	13182
20131128	12016
20131213	13229
20131214	11858
20131215	9565

20131216	11396
20131217	11687
20131218	8912
20131231	8582
20131230	8387
20131229	7566
20131228	8332
20131227	9344
20131226	8100
20131225	6451
20131224	10078
20131223	10691
20131222	8950
20131221	10856
20131220	7431

Total 3985899

20130107	11288
20130106	8862
20130105	7796
20130104	11156
20130103	10601
20130102	10291
20130101	6759
20130114	11259
20130113	8971
20130112	10015
20130111	12012
20130110	11718
20130109	10692
20130108	10972
20130206	12107
20130205	11753
20130204	11733
20130203	9235
20130202	10879
20130201	12350
20130131	12025
20130130	11927
20130129	11917
20130128	8863
20130127	8632
20130126	9113
20130125	13106
20130124	12262
20130123	12076
20130122	11705
20130121	11576
20130120	9481
20130119	10542
20130118	12358
20130117	12134
20130116	11585
20130115	11555
20130214	12385
20130213	12239
20130212	11723
20130211	11684
20130210	9436
20130209	11098
20130208	12914
20130207	12272
20130220	12106
20130219	11947
20130218	11814
20130217	9907
20130216	11094

20130215	12918
20130228	12287
20130227	12083
20130226	11685
20130225	11650
20130224	9269
20130223	11029
20130222	12891
20130221	12339
20130305	2955
20130304	11821
20130303	9661
20130302	10960
20130301	13003
20130306	12184
20130311	10067
20130307	12623
20130310	9552
20130309	11286
20130308	14104
20130316	12075
20130317	9785
20130323	11461
20130324	10087
20130318	12304
20130320	12057
20130321	12407
20130322	13078
20130325	11784
20130326	11902
20130319	1179
20130401	10048
20130331	8332
20130330	9285
20130329	7805
20130328	13139
20130327	12680
20130408	11792
20130407	9648
20130406	10588
20130405	12576
20130404	12041
20130403	11775
20130402	12338
20130415	11684
20130414	9634
20130413	11089
20130412	12611
20130411	12173
20130410	11922

20130409	11686
20130422	11363
20130421	9457
20130420	11056
20130419	12829
20130418	12120
20130417	12212
20130416	11817
20130429	11615
20130428	9826
20130427	10642
20130426	12118
20130425	9485
20130424	12617
20130423	11879
20130506	11610
20130505	9441
20130504	11143
20130503	12811
20130502	12264
20130501	11996
20130430	11807
20130513	11521
20130512	9600
20130511	10935
20130510	12852
20130509	12204
20130508	11762
20130507	12135
20130520	11373
20130519	9503
20130518	10929
20130517	9660
20130516	12145
20130515	11456
20130514	11525
20130527	11882
20130526	9517
20130525	11131
20130524	12836
20130523	12036
20130522	11883
20130521	11502
20130611	11826
20130610	9330
20130609	9062
20130608	10270
20130607	12556
20130606	12104
20130605	11961

20130604	11675
20130603	11607
20130602	9121
20130601	10860
20130531	12583
20130530	12233
20130529	11766
20130528	11735
20130618	11693
20130617	11594
20130616	9544
20130615	10772
20130614	12347
20130613	11684
20130612	11855
20130624	11700
20130623	9842
20130622	11422
20130621	12967
20130620	12454
20130619	12073
20130701	11884
20130630	10306
20130629	11152
20130628	13061
20130627	12063
20130626	12328
20130625	11747
20130708	11810
20130707	10340
20130706	11391
20130705	13114
20130704	12363
20130703	12313
20130702	12058
20130715	11535
20130714	10136
20130713	11025
20130712	13154
20130711	12364
20130710	11984
20130709	11883
20130721	10080
20130720	10530
20130719	13044
20130718	12014
20130717	11950
20130716	11545
20130806	11837
20130805	11934

20130804	10651
20130803	11218
20130802	13021
20130801	12245
20130731	12069
20130730	11777
20130729	11865
20130728	10727
20130727	11338
20130726	13148
20130725	12097
20130724	12172
20130723	11874
20130722	11634
20130815	12212
20130814	11919
20130813	11552
20130812	11863
20130811	11151
20130810	11314
20130809	12774
20130808	12407
20130807	11768
20130829	12009
20130828	12189
20130827	11657
20130826	11993
20130825	11127
20130824	11796
20130823	13056
20130822	12247
20130821	11928
20130820	11827
20130819	11242
20130818	10813
20130817	11183
20130816	13202
20130911	11831
20130910	11563
20130909	11565
20130908	10465
20130907	11284
20130906	12841
20130905	12149
20130904	11970
20130903	11517
20130902	11730
20130901	10725
20130831	11303
20130830	13034

20130919	12014
20130918	11758
20130917	11892
20130916	11460
20130915	9807
20130914	10650
20130913	12656
20130912	12022
20130926	12330
20130925	12146
20130924	11703
20130923	5834
20130922	979
20130921	11050
20130920	12969
20131001	11334
20130930	9159
20130929	9317
20130928	10482
20130927	12923
20131014	11339
20131013	8943
20131012	10685
20131011	12232
20131010	11837
20131009	11628
20131008	11480
20131007	8639
20131006	8297
20131005	9785
20131004	12144
20131003	11781
20131002	11419
20131020	9535
20131019	10834
20131018	12591
20131017	11894
20131016	11801
20131015	11501
20131127	12283
20131126	11735
20131125	11846
20131124	9913
20131123	11579
20131122	13131
20131121	12625
20131120	12160
20131119	11894
20131118	11760
20131117	9625

20131116	10969
20131115	12750
20131114	12508
20131113	12030
20131112	11917
20131111	11682
20131110	9183
20131109	10955
20131108	12747
20131107	12363
20131106	12096
20131105	11750
20131104	11907
20131103	9955
20131102	10925
20131101	12801
20131031	12359
20131030	11843
20131029	11934
20131028	11507
20131027	9801
20131026	10912
20131025	11939
20131024	12025
20131023	11692
20131022	11712
20131021	11499
20131211	12285
20131210	12094
20131209	11974
20131208	9962
20131207	11473
20131206	13205
20131205	12234
20131204	12407
20131203	11872
20131202	11724
20131201	9704
20131130	11357
20131129	12868
20131128	12285
20131230	8387
20131229	7566
20131228	8332
20131227	9344
20131226	8100
20131225	6451
20131224	10078
20131223	10691
20131222	8950

20131221	10856
20131220	7431
20131213	1629
20131212	9871
20131231	9355

Total	3992022
-------	---------

20130107	10144
20130106	8233
20130105	8935
20130104	10235
20130103	9677
20130102	9456
20130101	6740
20130114	10143
20130113	8556
20130112	9388
20130111	10911
20130110	10635
20130109	9916
20130108	10077
20130206	10950
20130205	10804
20130204	10378
20130203	8776
20130202	9768
20130201	11202
20130131	10871
20130130	10578
20130129	10549
20130128	8227
20130127	8157
20130126	8573
20130125	11444
20130124	10913
20130123	10807
20130122	10409
20130121	10239
20130120	8874
20130119	9871
20130118	11404
20130117	10428
20130116	10552
20130115	10349
20130214	11254
20130213	11154
20130212	10603
20130211	10351
20130210	9201
20130209	10175
20130208	11491
20130207	11214
20130220	10777
20130219	10611
20130218	10559
20130217	9237
20130216	10253

20130215	11478
20130228	11332
20130227	10861
20130226	10554
20130225	10413
20130224	8802
20130223	9931
20130222	11419
20130221	11018
20130306	10949
20130305	10856
20130304	10551
20130303	9010
20130302	10054
20130301	11355
20130311	9395
20130310	8695
20130309	9808
20130308	11784
20130307	11185
20130312	10921
20130313	10913
20130314	11126
20130315	11613
20130316	10578
20130317	8894
20130318	10455
20130319	51300
20130321	10987
20130322	11576
20130323	10530
20130324	9163
20130325	10996
20130326	11340
20130320	10861
20130401	8434
20130331	7617
20130330	8837
20130329	8771
20130328	12555
20130327	11459
20130403	10832
20130402	10668
20130404	356
20130408	10013
20130407	9119
20130406	9837
20130405	11122
20130415	10339
20130414	9212

20130413	10248
20130412	11333
20130411	10960
20130410	10604
20130409	10551
20130422	10185
20130421	8898
20130420	9829
20130419	10946
20130418	10486
20130417	10536
20130416	10453
20130429	10360
20130428	8857
20130427	9725
20130426	11017
20130425	8746
20130424	11154
20130423	10583
20130506	10143
20130505	8992
20130504	10009
20130503	10931
20130502	10633
20130501	10620
20130430	10520
20130513	10306
20130512	9090
20130511	9993
20130510	11260
20130509	10811
20130508	10510
20130507	10318
20130520	9912
20130519	8723
20130518	9847
20130517	11027
20130516	10600
20130515	10419
20130514	10327
20130527	10101
20130526	8920
20130525	10067
20130524	11061
20130523	10346
20130522	10383
20130521	10351
20130611	10508
20130610	8027
20130609	8119

20130608	9894
20130607	11783
20130606	10807
20130605	10503
20130604	10392
20130603	10163
20130602	8425
20130601	9827
20130531	11335
20130530	10806
20130529	10468
20130528	10079
20130618	10400
20130617	9956
20130616	8729
20130615	9818
20130614	10996
20130613	10683
20130612	10619
20130624	11551
20130623	9221
20130622	10319
20130621	11534
20130620	10873
20130619	10567
20130701	10474
20130630	9872
20130629	10600
20130628	11012
20130627	10746
20130626	10696
20130625	10591
20130708	10295
20130707	9973
20130706	10508
20130705	11570
20130704	10826
20130703	10468
20130702	10598
20130715	10331
20130714	9313
20130713	10352
20130712	11619
20130711	10890
20130710	10624
20130709	10337
20130721	9340
20130720	10174
20130719	12070
20130718	10927

20130717	10374
20130716	10410
20130806	10754
20130805	10482
20130804	9874
20130803	10793
20130802	12102
20130801	11146
20130731	10644
20130730	10592
20130729	10481
20130728	9484
20130727	10596
20130726	12282
20130725	10753
20130724	10710
20130723	10405
20130722	10330
20130815	11362
20130814	10751
20130813	10364
20130812	10326
20130811	10001
20130810	10916
20130809	12200
20130808	11183
20130807	10538
20130829	10925
20130828	10853
20130827	10458
20130826	10396
20130825	10109
20130824	11066
20130823	12246
20130822	11143
20130821	10770
20130820	10540
20130819	10389
20130818	10368
20130817	10688
20130816	12407
20130911	10536
20130910	10260
20130909	10186
20130908	9362
20130907	10367
20130906	11853
20130905	10919
20130904	10718
20130903	10441

20130902	10327
20130901	9855
20130831	10884
20130830	12260
20130919	10811
20130918	10545
20130917	10579
20130916	10510
20130915	9049
20130914	9881
20130913	11580
20130912	10852
20130926	10918
20130925	10875
20130924	10706
20130923	10321
20130922	9188
20130921	10572
20130920	11566
20131001	10383
20130930	8922
20130929	8796
20130928	9792
20130927	11488
20131014	10193
20131013	8670
20131012	10069
20131011	11113
20131010	10740
20131009	10229
20131008	10266
20131007	8202
20131006	7979
20131005	9469
20131004	11222
20131003	10620
20131002	10293
20131020	9240
20131019	10102
20131018	11110
20131017	10839
20131016	10809
20131015	10582
20131127	11020
20131126	10744
20131125	10437
20131124	9609
20131123	10665
20131122	11776
20131121	11338

20131120	11254
20131119	10716
20131118	10540
20131117	9266
20131116	10098
20131115	11431
20131114	10876
20131113	10646
20131112	10897
20131111	10526
20131110	8821
20131109	10178
20131108	11503
20131107	10976
20131106	10784
20131105	10579
20131104	10410
20131103	9020
20131102	9969
20131101	11845
20131031	11092
20131030	10755
20131029	10387
20131028	10153
20131027	9471
20131026	10299
20131025	11432
20131024	10695
20131023	10598
20131022	10548
20131021	10304
20131211	11246
20131210	10712
20131209	10619
20131208	9541
20131207	10545
20131206	11954
20131205	11291
20131204	11118
20131203	10924
20131202	10673
20131201	9202
20131130	10333
20131129	11479
20131128	11241
20131230	8788
20131229	7805
20131228	8387
20131227	9253
20131226	7988

20131225	6601
20131224	10448
20131223	11029
20131222	9451
20131221	10633
20131220	12382
20131219	11753
20131218	11457
20131217	10906
20131216	10772
20131215	9562
20131214	10740
20131213	11992
20131212	11587
20131231	8389

Total	3817941
-------	---------

20130107	5937
20130106	7664
20130105	8323
20130104	7991
20130103	6548
20130102	5617
20130101	4079
20130114	5760
20130113	5309
20130112	5979
20130111	7253
20130110	5989
20130109	5813
20130108	5333
20130206	6353
20130205	6063
20130204	5707
20130203	5616
20130202	6260
20130201	7516
20130131	6326
20130130	6143
20130129	5683
20130128	5882
20130127	5979
20130126	7003
20130125	8812
20130124	6767
20130123	6283
20130122	5973
20130121	5969
20130120	5996
20130119	6463
20130118	7646
20130117	6595
20130116	6154
20130115	5898
20130214	6764
20130213	6491
20130212	6156
20130211	6098
20130210	6305
20130209	6833
20130208	8441
20130207	6569
20130220	6627
20130219	6212
20130218	6040
20130217	6880
20130216	7335

20130215	8355
20130228	6352
20130227	6125
20130226	6025
20130225	6310
20130224	7552
20130223	8510
20130222	9363
20130221	7059
20130306	6336
20130305	6133
20130304	5941
20130303	7076
20130302	6847
20130301	7905
20130311	4621
20130310	7642
20130309	8013
20130308	9044
20130307	6714
20130318	6172
20130317	6969
20130316	7108
20130315	8242
20130314	6614
20130313	6517
20130312	6140
20130326	6259
20130325	6108
20130324	6976
20130323	7227
20130322	8130
20130321	6480
20130320	6523
20130319	6285
20130401	7117
20130331	6745
20130330	6935
20130329	7736
20130328	8818
20130327	6834
20130408	5771
20130407	6285
20130406	6812
20130405	7749
20130404	6193
20130403	5999
20130402	6420
20130415	6036
20130414	6745

20130413	6945
20130412	7919
20130411	6448
20130410	6133
20130409	5866
20130422	5847
20130421	6110
20130420	6921
20130419	8050
20130418	6491
20130417	6313
20130416	5764
20130429	6714
20130428	6984
20130427	6820
20130426	7121
20130425	5951
20130424	7380
20130423	6068
20130506	5572
20130505	6452
20130504	6294
20130503	7601
20130502	6064
20130501	5896
20130430	5667
20130513	5500
20130512	6027
20130511	6435
20130510	7810
20130509	6256
20130508	5893
20130507	5577
20130526	5620
20130525	6481
20130524	7610
20130523	6204
20130522	5936
20130521	5500
20130520	5570
20130519	5641
20130518	6245
20130517	7661
20130516	5966
20130515	5958
20130514	5380
20130611	5500
20130610	6288
20130609	6119
20130608	7440

20130607	8418
20130606	6059
20130605	5864
20130604	5569
20130603	5528
20130602	5346
20130601	6069
20130531	7603
20130530	6065
20130529	5867
20130528	5527
20130527	5567
20130618	6237
20130617	5643
20130616	6116
20130615	7304
20130614	7110
20130613	5976
20130612	5533
20130624	5469
20130623	5508
20130622	6529
20130621	7708
20130620	6200
20130619	6539
20130701	5781
20130630	6398
20130629	6411
20130628	7627
20130627	6234
20130626	5838
20130625	5541
20130715	5541
20130714	6110
20130713	6704
20130712	8116
20130711	6612
20130710	6416
20130709	6160
20130708	6467
20130707	6863
20130706	7197
20130705	7880
20130704	6355
20130703	6147
20130702	5776
20130721	6075
20130720	6354
20130719	7451
20130718	6102

20130717	6123
20130716	5561
20130806	5594
20130805	5917
20130804	6087
20130803	6366
20130802	7055
20130801	6213
20130731	5971
20130730	5706
20130729	5668
20130728	6293
20130727	6535
20130726	7444
20130725	6177
20130724	5981
20130723	5789
20130722	5508
20130815	6322
20130814	6196
20130813	5753
20130812	5667
20130811	6483
20130810	7135
20130809	7879
20130808	6292
20130807	5836
20130829	6237
20130828	6142
20130827	5783
20130826	5782
20130825	6875
20130824	6924
20130823	8322
20130822	6309
20130821	5991
20130820	5807
20130819	5716
20130818	6479
20130817	6792
20130816	7795
20130911	6030
20130910	5814
20130909	5865
20130908	6438
20130907	6574
20130906	7800
20130905	6367
20130904	6077
20130903	5699

20130902	5737
20130901	6998
20130831	7311
20130830	8803
20130919	6476
20130918	6091
20130917	5572
20130916	5765
20130915	7066
20130914	6798
20130913	7841
20130912	6255
20130926	7199
20130925	6853
20130924	6551
20130923	6330
20130922	7241
20130921	7036
20130920	7848
20131001	6379
20130930	5719
20130929	8522
20130928	9186
20130927	9308
20131014	5803
20131013	6333
20131012	6920
20131011	7931
20131010	6464
20131009	6201
20131008	6079
20131007	7154
20131006	8079
20131005	8591
20131004	8751
20131003	7023
20131002	6597
20131020	5909
20131019	6621
20131018	8091
20131017	6187
20131016	6195
20131015	5894
20131028	5818
20131027	6613
20131026	7058
20131025	8200
20131024	6357
20131023	6156
20131022	5763

20131021	5751
20131113	6276
20131112	5934
20131111	5633
20131110	5666
20131109	6671
20131108	7907
20131107	6562
20131106	6043
20131105	5653
20131104	5876
20131103	6422
20131102	6914
20131101	8189
20131031	6675
20131124	6701
20131123	7404
20131029	5713
20131030	6268
20131114	6468
20131128	6747
20131127	6351
20131126	6116
20131125	5877
20131122	8325
20131121	6586
20131120	6441
20131119	6861
20131118	5980
20131117	6452
20131116	6540
20131115	8215
20131211	6863
20131210	6296
20131209	6173
20131208	6579
20131207	7508
20131206	8326
20131205	6544
20131204	6636
20131203	6135
20131202	6006
20131201	6525
20131130	7223
20131129	8572
20131230	6196
20131229	5683
20131228	6048
20131227	6747
20131226	5811

20131225	4718
20131224	6833
20131223	6667
20131222	6034
20131221	7295
20131220	7638
20131219	6759
20131218	6517
20131217	6167
20131216	6138
20131215	6358
20131214	7259
20131213	8112
20131212	6732
20131231	5215

Total 2391191

20130107	8680
20130106	9121
20130105	10973
20130104	11078
20130103	9764
20130102	9549
20130101	7254
20130114	8356
20130113	8268
20130112	7248
20130111	8636
20130110	7849
20130109	7860
20130108	7003
20130205	8542
20130204	9076
20130203	8998
20130202	8233
20130201	9078
20130131	8398
20130130	8284
20130129	8815
20130128	9629
20130127	7961
20130126	8549
20130125	10226
20130124	8781
20130123	8385
20130122	8187
20130121	8904
20130120	9031
20130119	8249
20130118	8835
20130117	8350
20130116	8362
20130115	8092
20130206	8592
20130214	8893
20130213	8958
20130212	8699
20130211	9541
20130210	9220
20130209	8810
20130208	10157
20130207	8648
20130220	8975
20130219	8856
20130218	9501
20130217	9879
20130216	9121

20130215	10032
20130228	8290
20130227	8525
20130226	8633
20130225	10338
20130224	9576
20130223	9522
20130222	10726
20130221	9412
20130306	8765
20130305	8518
20130304	9298
20130303	9232
20130302	8749
20130301	10457
20130311	10440
20130310	8816
20130309	9139
20130308	10491
20130307	8907
20130318	9126
20130317	9314
20130316	9167
20130315	10486
20130314	9119
20130313	9278
20130312	9377
20130326	8339
20130325	9084
20130324	9682
20130323	9412
20130322	9847
20130321	8779
20130320	8837
20130319	8794
20130401	10786
20130331	8093
20130330	8629
20130329	8713
20130328	10696
20130327	8898
20130408	8897
20130407	8845
20130406	8403
20130405	9564
20130404	8316
20130403	8471
20130402	9262
20130415	8791
20130414	8956

20130413	9302
20130412	9501
20130411	8528
20130410	8274
20130409	8096
20130422	8838
20130421	8988
20130420	8009
20130419	9888
20130418	8334
20130417	8295
20130416	8066
20130427	9100
20130426	9005
20130425	6865
20130424	9381
20130423	8226
20130506	8540
20130505	9564
20130504	7803
20130503	8794
20130502	8025
20130501	2209
20130513	8607
20130512	8862
20130511	7888
20130510	8938
20130509	8369
20130508	8140
20130507	7899
20130526	8509
20130525	7677
20130524	9015
20130523	8008
20130522	8035
20130521	7793
20130520	8452
20130519	8429
20130518	7488
20130517	8594
20130516	8065
20130515	7729
20130514	7925
20130527	8638
20130611	8405
20130610	10061
20130609	7626
20130608	9131
20130607	9989
20130606	8242

20130605	7653
20130604	7755
20130603	8227
20130602	7696
20130601	7096
20130531	8923
20130530	7900
20130529	7956
20130528	7709
20130618	8677
20130617	8591
20130616	8095
20130615	7499
20130614	8558
20130613	7704
20130612	7687
20130624	8104
20130623	8510
20130622	8010
20130621	9261
20130620	8285
20130619	8445
20130701	8737
20130630	9033
20130629	8400
20130628	9928
20130627	8366
20130626	7887
20130625	7698
20130708	9049
20130707	10280
20130706	8990
20130705	10120
20130704	8517
20130703	8385
20130702	8232
20130715	8070
20130714	8368
20130713	8247
20130712	9566
20130711	8842
20130710	8610
20130709	8636
20130721	8992
20130720	4796
20130719	9074
20130718	8502
20130717	7832
20130716	7629
20130807	8119

20130806	7786
20130805	8501
20130804	8822
20130803	8370
20130802	9705
20130801	8381
20130731	7992
20130730	8140
20130729	8440
20130728	8630
20130727	8148
20130726	9376
20130725	8174
20130724	8105
20130723	8137
20130722	8474
20130815	8547
20130814	8594
20130813	8043
20130812	8814
20130811	9638
20130810	8726
20130809	9872
20130808	8607
20130829	8460
20130828	8246
20130827	8025
20130826	8642
20130825	9427
20130824	8767
20130823	10508
20130822	8903
20130821	8215
20130820	8152
20130819	8534
20130818	9161
20130817	8527
20130816	9787
20130911	8230
20130910	8058
20130909	8642
20130908	9010
20130907	8218
20130906	9373
20130905	8243
20130904	8177
20130903	8099
20130902	8893
20130901	9493
20130831	9328

20130830	10829
20130919	8738
20130918	8236
20130917	7962
20130916	6563
20130915	9675
20130914	8811
20130913	9493
20130912	8407
20130926	9422
20130925	7082
20130921	3705
20130920	9781
20131001	9288
20130930	10350
20130929	9580
20130928	10153
20130927	11106
20131014	8815
20131013	9034
20131012	9078
20131011	9782
20131010	8601
20131009	8442
20131008	7796
20131007	11434
20131006	9969
20131005	10440
20131004	10512
20131003	8826
20131002	8850
20131020	8965
20131019	7941
20131018	9622
20131017	8071
20131016	8318
20131015	8267
20131128	8722
20131127	8659
20131126	8385
20131125	9064
20131124	9564
20131123	8903
20131122	9835
20131121	8746
20131120	8654
20131119	2657
20131118	19
20131117	9552
20131116	8109

20131115	9577
20131114	8781
20131113	8487
20131112	8110
20131111	8497
20131110	8571
20131109	7917
20131108	9288
20131107	8638
20131106	8322
20131105	7949
20131104	9005
20131103	9477
20131102	8186
20131101	9420
20131031	8455
20131030	8467
20131029	8233
20131028	8921
20131027	9270
20131026	8780
20131025	9853
20131024	8607
20131023	8287
20131022	7958
20131021	8605
20131211	8832
20131210	8455
20131209	9201
20131208	9754
20131207	9058
20131206	9986
20131205	9166
20131204	8610
20131203	8351
20131202	9323
20131201	9928
20131130	8552
20131129	9887
20131230	7364
20131229	7072
20131228	7533
20131227	8335
20131226	6806
20131225	5304
20131224	7912
20131223	8511
20131222	7704
20131221	7972
20131220	9058

20131219	8862
20131218	8733
20131217	8510
20131216	8985
20131215	9628
20131214	8929
20131213	9657
20131212	8755
20131231	6367

Total	3110386
-------	---------

20130107	10740
20130106	7031
20130105	7627
20130104	10336
20130103	9858
20130102	9077
20130101	4955
20130114	11316
20130113	7118
20130112	8016
20130111	11718
20130110	11647
20130109	11529
20130108	10825
20130206	12578
20130205	11931
20130204	11797
20130203	7516
20130202	8834
20130201	12662
20130131	12212
20130130	11968
20130129	11857
20130128	7181
20130127	6825
20130126	7384
20130125	13024
20130124	12290
20130123	12002
20130122	11586
20130121	11687
20130120	7724
20130119	8533
20130118	12355
20130117	12174
20130116	11716
20130115	11424
20130214	12928
20130213	12409
20130212	12139
20130211	11913
20130210	7984
20130209	9722
20130208	13338
20130207	12640
20130220	12445
20130219	12120
20130218	12142
20130217	8183
20130216	9202

20130215	13274
20130228	12303
20130227	12154
20130226	12050
20130225	11983
20130224	7672
20130223	9527
20130222	13209
20130221	12811
20130306	12528
20130305	12395
20130304	11874
20130303	8001
20130302	9066
20130301	13281
20130311	7840
20130310	7606
20130309	9120
20130308	13657
20130307	12739
20130318	11999
20130317	8253
20130316	10857
20130315	13454
20130314	12881
20130313	12402
20130312	12376
20130326	12429
20130325	12144
20130324	8393
20130323	9438
20130322	13122
20130321	12692
20130320	12426
20130319	12189
20130401	8819
20130331	6318
20130330	7478
20130329	5600
20130328	13662
20130327	12939
20130408	11996
20130407	8181
20130406	9454
20130405	13199
20130404	12310
20130403	12323
20130402	12168
20130415	11932
20130414	8136

20130413	9744
20130412	13330
20130411	12634
20130410	12673
20130409	12182
20130422	11693
20130421	7763
20130420	9095
20130419	13280
20130418	12547
20130417	12227
20130416	12144
20130429	11966
20130428	8341
20130427	8975
20130426	11552
20130425	7659
20130424	12814
20130423	12015
20130505	7817
20130504	9213
20130503	12946
20130502	12376
20130501	12218
20130430	11799
20130506	11734
20130513	11846
20130512	7994
20130511	9687
20130510	13436
20130509	142
20130508	12478
20130507	12213
20130611	12215
20130610	8246
20130609	7214
20130608	8306
20130607	12784
20130606	12441
20130605	12173
20130604	12094
20130603	11637
20130602	7505
20130601	8901
20130531	12998
20130530	12479
20130529	12171
20130528	11676
20130527	11873
20130526	7821

20130525	9153
20130524	13148
20130523	12365
20130522	12098
20130521	11857
20130520	11539
20130519	7979
20130518	9079
20130517	12935
20130516	12356
20130515	12328
20130514	4298
20130618	12232
20130617	11927
20130616	8014
20130615	9150
20130614	12789
20130613	12273
20130612	11872
20130624	11614
20130623	8428
20130622	10055
20130621	13230
20130620	12580
20130619	12427
20130701	12104
20130630	8934
20130629	9472
20130628	13641
20130627	12650
20130626	12538
20130625	11983
20130708	12159
20130707	9254
20130706	9809
20130705	13645
20130704	12840
20130703	12540
20130702	12326
20130715	11659
20130714	9248
20130713	9533
20130712	13609
20130711	12623
20130710	12431
20130709	12314
20130721	9186
20130720	8987
20130719	13196
20130718	12689

20130717	11988
20130716	11699
20131128	13167
20131127	12333
20131126	12177
20131125	12094
20131124	8284
20131123	9525
20131122	13459
20131121	13003
20131120	12396
20131119	12307
20131118	12084
20131117	8085
20131116	9027
20131115	13047
20131114	12532
20131113	12316
20131112	12111
20131111	11642
20131110	7613
20131109	8990
20131108	12842
20131107	12789
20131106	12166
20131105	11926
20131104	12089
20131103	8184
20131102	9087
20131101	13288
20131031	12853
20131030	12382
20131029	12193
20131028	11844
20131027	8431
20131026	9457
20131025	13248
20131024	12595
20131023	12104
20131022	12182
20131021	11932
20131020	8013
20131019	9268
20131018	13086
20131017	12331
20131016	12093
20131015	12081
20131014	11873
20131013	7505
20131012	8907

20131011	12819
20131010	12440
20131009	12143
20131008	11847
20131007	7276
20131006	6653
20131005	7948
20131004	12500
20131003	12181
20131002	11769
20131001	11647
20130930	6916
20130929	8051
20130928	8658
20130927	13517
20130926	12992
20130925	12633
20130924	12232
20130923	12102
20130922	7960
20130921	9298
20130920	13181
20130919	12543
20130918	12263
20130917	10838
20130916	11735
20130915	8781
20130914	9070
20130913	13255
20130912	12540
20130911	12405
20130910	11974
20130909	12108
20130908	9508
20130907	9396
20130906	13116
20130905	12343
20130904	12451
20130903	12067
20130902	12221
20130901	9795
20130831	10028
20130830	13520
20130829	12641
20130828	12426
20130827	12258
20130826	12519
20130825	10520
20130824	9991
20130823	13266

20130822	12637
20130821	12380
20130820	11956
20130819	11980
20130818	9969
20130817	9770
20130816	13601
20130815	12728
20130814	12441
20130813	12017
20130812	11910
20130811	10185
20130810	9975
20130809	13490
20130808	12688
20130807	12278
20130806	12073
20130805	12359
20130804	9542
20130803	9534
20130802	13499
20130801	12725
20130731	12379
20130730	12034
20130729	12284
20130728	9842
20130727	9774
20130726	13660
20130725	12540
20130724	12493
20130723	12025
20130722	12054
20131211	13018
20131210	12716
20131209	12308
20131208	8490
20131207	9794
20131206	13791
20131205	13215
20131204	12797
20131203	12410
20131202	12156
20131201	8292
20131130	9582
20131129	13320
20131230	7738
20131229	6307
20131228	6591
20131227	7664
20131226	6215

20131225	4096
20131224	9997
20131223	11215
20131222	7980
20131221	9445
20131220	13640
20131219	13558
20131218	12963
20131217	12774
20131216	12214
20131215	8145
20131214	9840
20131213	13958
20131212	13199
20131231	7662

Total	4039922
-------	---------

20130114	10939
20130113	6678
20130112	7637
20130111	11333
20130110	11071
20130109	10759
20130108	10372
20130107	10490
20130106	6516
20130105	7048
20130104	9555
20130103	9076
20130102	8525
20130101	4732
20130206	12250
20130205	12020
20130204	11350
20130203	7163
20130202	8218
20130201	11678
20130131	11840
20130130	11757
20130129	11349
20130128	6019
20130127	6524
20130126	7136
20130125	12833
20130124	11800
20130123	11568
20130122	11306
20130121	11246
20130120	7248
20130119	8302
20130118	12180
20130117	10961
20130116	11454
20130115	11208
20121231	6275
20130214	12482
20130213	12255
20130212	11707
20130211	9046
20130210	6248
20130209	9044
20130208	12880
20130207	12551
20130220	11901
20130219	11792
20130218	11524
20130217	7683

20130216	8839
20130215	12936
20130228	12143
20130227	12001
20130226	11838
20130225	11717
20130224	7315
20130223	8775
20130222	13130
20130221	12594
20130306	12107
20130305	11906
20130304	11606
20130303	7560
20130302	8817
20130301	12744
20130311	7474
20130310	7089
20130309	8470
20130308	13194
20130307	12526
20130318	11843
20130317	7467
20130316	10311
20130315	13199
20130314	12369
20130313	11941
20130312	12178
20130326	11294
20130325	11814
20130324	8012
20130323	8954
20130322	12855
20130321	11840
20130320	12095
20130319	11929
20130401	6369
20130331	5404
20130330	7123
20130329	7221
20130328	14081
20130327	12634
20130408	11562
20130407	7509
20130406	8897
20130405	12778
20130404	12274
20130403	11753
20130402	11521
20130415	11619

20130414	7865
20130413	9093
20130412	12940
20130411	12293
20130410	11999
20130409	11809
20130422	11462
20130421	7404
20130420	8374
20130419	12587
20130418	12020
20130417	11995
20130416	11786
20130423	11166
20130429	11264
20130428	7124
20130427	8153
20130426	10860
20130425	7348
20130424	12301
20130505	7412
20130504	8589
20130503	12390
20130502	11814
20130501	11483
20130430	11432
20130611	11403
20130506	8348
20130610	6282
20130609	6730
20130608	8685
20130607	13602
20130606	12386
20130605	11905
20130604	11314
20130603	11323
20130602	7161
20130601	8286
20130531	12860
20130530	12230
20130529	11541
20130528	11542
20130527	11428
20130526	7452
20130525	8743
20130524	12593
20130523	11826
20130522	11642
20130521	11747
20130520	11419

20130519	7395
20130518	8305
20130517	12502
20130516	11918
20130515	11704
20130514	11594
20130513	11200
20130512	7603
20130511	8777
20130510	12735
20130509	11964
20130508	11858
20130507	11748
20130618	10631
20130617	11744
20130616	7448
20130615	8663
20130614	12672
20130613	12021
20130612	11521
20130701	12023
20130630	8537
20130629	9325
20130628	13576
20130627	12237
20130626	12304
20130625	11940
20130624	10290
20130623	8005
20130622	9566
20130621	13359
20130620	11997
20130619	12091
20130708	11748
20130707	8842
20130706	9449
20130705	13382
20130704	12541
20130703	11936
20130702	11413
20130715	11204
20130714	8025
20130713	8868
20130712	13193
20130711	12227
20130710	11943
20130709	11832
20130721	8256
20130720	8569
20130719	13129

20130718	12266
20130717	11465
20130716	11077
20131128	12746
20131127	12274
20131126	11804
20131125	11531
20131124	7631
20131123	8926
20131122	12797
20131121	12629
20131120	12167
20131119	11903
20131118	11685
20131117	7613
20131116	8548
20131115	12626
20131114	11916
20131113	12022
20131112	11899
20131111	11204
20131110	7148
20131109	8540
20131108	12569
20131107	12416
20131106	11846
20131105	11513
20131104	11337
20131103	7613
20131102	8634
20131101	12799
20131031	12323
20131030	11953
20131029	11728
20131028	11504
20131027	7840
20131026	9056
20131025	12801
20131024	12161
20131023	11771
20131022	11893
20131021	11314
20131020	7662
20131019	8021
20131018	12663
20131017	12054
20131016	11927
20131015	11829
20131014	11419
20131013	7131

20131012	7331
20131011	12354
20131010	11920
20131009	11493
20131008	11361
20131007	6279
20131006	6328
20131005	7758
20131004	12169
20131003	11550
20131002	11384
20131001	11124
20130930	6672
20130929	7432
20130928	8121
20130927	13178
20130926	12273
20130925	12173
20130924	11804
20130923	11630
20130922	7517
20130921	8857
20130920	13001
20130919	12280
20130918	11774
20130917	10452
20130916	10770
20130915	7739
20130914	8546
20130913	13199
20130912	12208
20130911	11921
20130910	11350
20130909	11319
20130908	7966
20130907	8670
20130906	11603
20130905	11083
20130904	11956
20130903	11764
20130902	11634
20130901	8411
20130831	9755
20130830	13815
20130829	12511
20130828	11843
20130827	11671
20130826	11768
20130825	8586
20130824	9727

20130823	14074
20130822	12658
20130821	12068
20130820	11796
20130819	11634
20130818	8674
20130817	9389
20130816	13980
20130815	12953
20130814	12158
20130813	11801
20130812	11501
20130811	8669
20130810	9561
20130809	13977
20130808	12649
20130807	12108
20130806	11741
20130805	11512
20130804	8363
20130803	9272
20130802	14075
20130801	12564
20130731	11756
20130730	11746
20130729	10678
20130728	8077
20130727	9341
20130726	14048
20130725	12350
20130724	11451
20130723	11713
20130722	11802
20131211	11457
20131210	11045
20131209	10925
20131208	7670
20131207	6823
20131206	13493
20131205	12769
20131204	12367
20131203	12283
20131202	11963
20131201	7911
20131130	8909
20131129	12818
20131230	6941
20131229	5694
20131228	6231
20131227	7561

20131226	6276
20131225	4088
20131224	9693
20131223	10724
20131222	7829
20131221	9209
20131220	13220
20131219	11989
20131218	12511
20131217	12091
20131216	11716
20131215	8107
20131214	8738
20131213	11885
20131212	10893
20131231	6587

Total 3881156

20130107	10266
20130106	7240
20130105	8130
20130104	10019
20130103	9512
20130102	8521
20130101	5962
20121231	7726
20130114	10961
20130113	7515
20130112	8829
20130111	11415
20130110	11396
20130109	11113
20130108	10592
20130206	12786
20130205	12945
20130204	12176
20130203	8890
20130202	10347
20130201	12585
20130131	12632
20130130	12543
20130129	11485
20130128	7154
20130127	7602
20130126	8632
20130125	12864
20130124	12437
20130123	12262
20130122	11857
20130121	11539
20130120	8035
20130119	9328
20130118	11922
20130117	12017
20130116	11827
20130115	11559
20130214	13589
20130213	13367
20130212	13002
20130211	12506
20130210	9223
20130209	11385
20130208	13628
20130207	13122
20130220	13429
20130219	13263
20130218	12622
20130217	9197

20130216	11371
20130215	13438
20130228	13124
20130227	13008
20130226	13142
20130225	12693
20130224	8495
20130223	10523
20130222	13826
20130221	13504
20130306	13491
20130305	13293
20130304	12706
20130303	9267
20130302	10731
20130301	13601
20130311	8522
20130310	8577
20130309	10529
20130308	13651
20130307	13638
20130318	12491
20130317	9334
20130316	12134
20130315	13857
20130314	12590
20130313	13670
20130312	13004
20130326	12742
20130325	12157
20130324	10202
20130323	11920
20130322	13169
20130321	13132
20130320	12998
20130319	12917
20130401	7932
20130331	7769
20130330	8590
20130329	7606
20130328	13593
20130327	12978
20130408	12105
20130407	9837
20130406	10701
20130405	13483
20130404	12992
20130403	12683
20130402	12219
20130415	11836

20130414	8922
20130413	11166
20130412	12991
20130411	13071
20130410	12726
20130409	12636
20130422	11815
20130421	8614
20130420	10001
20130419	13520
20130418	12978
20130417	12772
20130416	12416
20130429	11933
20130428	9400
20130427	9833
20130426	11321
20130425	8098
20130424	12988
20130423	12453
20130506	12100
20130505	9720
20130504	11107
20130503	13210
20130502	12830
20130501	12777
20130430	12622
20130513	11789
20130512	10059
20130511	11220
20130510	13093
20130509	13017
20130508	12838
20130507	10929
20130618	12608
20130617	11743
20130616	8793
20130615	10919
20130614	12699
20130624	11159
20130623	8832
20130622	11177
20130621	12971
20130620	12630
20130619	12540
20130701	11516
20130630	9215
20130629	10269
20130628	12551
20130627	12420

20130626	12361
20130625	11749
20130708	11423
20130707	9184
20130706	9950
20130705	12462
20130704	12468
20130703	12274
20130702	12016
20130715	10769
20130714	7551
20130713	10079
20130712	12115
20130711	12004
20130710	12000
20130709	11815
20130721	8333
20130720	9480
20130719	10533
20130718	11877
20130717	11646
20130716	11375
20131128	13401
20130514	7258
20131127	13475
20131126	13172
20131125	12433
20131124	9336
20131123	11440
20131122	13586
20131121	13471
20131120	13213
20131119	12969
20131118	12399
20131117	9219
20131116	10637
20131115	13634
20131114	13415
20131113	13371
20131112	12848
20131111	11825
20131110	8495
20131109	11013
20131108	13544
20131107	13508
20131106	13135
20131105	12650
20131104	12265
20131103	9466
20131102	11122

20131101	13548
20131031	13611
20131030	13434
20131029	12875
20131028	12222
20131027	9779
20131026	11306
20131025	13740
20131024	13180
20131023	13013
20131022	12702
20131021	12267
20131020	9169
20131019	11116
20131018	13522
20131017	13083
20131016	12845
20131015	12843
20131014	12046
20131013	8394
20131012	11025
20131011	12880
20131010	12605
20131009	12496
20131008	11968
20131007	7475
20131006	7924
20131005	9071
20131004	12176
20131003	12067
20131002	12020
20131001	11128
20130930	7757
20130929	8678
20130928	9738
20130927	13271
20130926	12854
20130925	13032
20130924	12605
20130923	12150
20130922	8810
20130921	11249
20130920	12913
20130919	12626
20130918	12396
20130917	11809
20130916	11514
20130915	9078
20130914	10045
20130913	12696

20130912	12593
20130911	12350
20130910	12255
20130909	11758
20130908	9714
20130907	10845
20130906	12747
20130905	12763
20130904	12652
20130903	12369
20130902	11924
20130901	10441
20130831	11444
20130830	13066
20130829	13014
20130828	12759
20130827	12548
20130826	12035
20130825	9904
20130824	11013
20130823	12834
20130822	12638
20130821	12719
20130820	12560
20130819	11798
20130818	9578
20130817	11199
20130816	12947
20130815	10447
20130814	12616
20130813	12523
20130812	11538
20130811	9295
20130810	10972
20130809	12840
20130808	12482
20130807	12328
20130806	11966
20130805	11601
20130804	9529
20130803	10564
20130802	12730
20130801	12676
20130731	12262
20130730	11934
20130729	11583
20130728	8829
20130727	10481
20130726	12400
20130725	12395

20130724	12150
20130723	12078
20130722	11650
20131211	13633
20131210	13200
20131209	12442
20131208	9997
20131207	11777
20131206	14086
20131205	13551
20131204	13439
20131203	13396
20131202	12535
20131201	9665
20131130	11435
20131129	13813
20131230	7363
20131229	6695
20131228	7072
20131227	7751
20131226	7395
20131225	7922
20131224	10113
20131223	10825
20131222	8759
20131221	10538
20131220	13740
20131219	13907
20131218	13419
20131217	13281
20131216	12648
20131215	9630
20131214	11504
20131213	14258
20131212	13808
20131231	8213

Total	3870393
-------	---------

20130408	21839
20130407	15552
20130406	17461
20130405	24048
20130404	23285
20130403	10635
20130327	2891
20130326	12684
20130325	16203
20130324	16203
20130323	16203
20130322	16204
20130321	7955
20130102	18
20130415	20964
20130414	14422
20130413	18214
20130412	23352
20130411	23647
20130410	23059
20130409	22840
20130422	20636
20130421	13479
20130420	16474
20130419	23734
20130418	22886
20130417	22585
20130416	22416
20130429	21571
20130428	15038
20130427	16558
20130426	19991
20130425	12556
20130424	23200
20130423	22173
20130506	21925
20130505	15747
20130504	18598
20130503	23385
20130502	23573
20130501	23346
20130430	22954
20130513	21172
20130512	16273
20130511	18548
20130510	23622
20130509	23479
20130508	23494
20130507	21169
20130520	21356

20130519	14341
20130518	18104
20130517	23276
20130516	23040
20130515	22590
20130514	22457
20130527	21571
20130526	14778
20130525	19068
20130524	23362
20130523	22993
20130522	22792
20130521	22419
20130926	23902
20130611	21102
20130610	12760
20130609	13285
20130608	16385
20130607	23486
20130606	22647
20130605	22501
20130604	22240
20130603	21516
20130602	14312
20130601	17841
20130531	24307
20130530	23409
20130529	23023
20130528	22735
20130618	23352
20130617	21384
20130616	14894
20130615	19421
20130614	23255
20130613	22519
20130612	22095
20130624	20125
20130623	14324
20130622	19079
20130621	23486
20130620	23109
20130619	22785
20130701	20982
20130630	14940
20130629	17767
20130628	22927
20130627	22825
20130626	22663
20130625	21657
20130708	20828

20130707	14689
20130706	16737
20130705	22691
20130704	22683
20130703	22322
20130702	21766
20130715	19113
20130714	12121
20130713	16201
20130712	21676
20130711	22046
20130710	21894
20130709	21584
20130721	13637
20130720	15739
20130719	19175
20130718	21446
20130717	20949
20130716	20396
20130806	21943
20130805	21041
20130804	15562
20130803	18254
20130802	23083
20130801	23078
20130731	22604
20130730	21871
20130729	20969
20130728	14370
20130727	18122
20130726	22700
20130725	22678
20130724	22559
20130723	22007
20130722	21158
20130829	24033
20130828	23390
20130827	23028
20130826	22001
20130825	15902
20130824	18492
20130823	23129
20130822	23502
20130821	23403
20130820	23283
20130819	21723
20130818	15527
20130817	19090
20130816	23581
20130815	21576

20130814	23187
20130813	23088
20130812	21190
20130811	14859
20130810	18839
20130809	23315
20130808	23087
20130807	22520
20130911	23127
20130910	22753
20130909	21578
20130908	16177
20130907	18310
20130906	23395
20130905	23630
20130904	23197
20130903	22823
20130902	21557
20130901	16765
20130831	19241
20130830	23817
20130919	23535
20130918	23237
20130917	22488
20130916	21292
20130915	14642
20130914	16972
20130913	23341
20130912	23455
20130925	23762
20130924	23201
20130923	22195
20130922	14358
20130921	18472
20130920	23596
20131001	20289
20130930	12048
20130929	13520
20130928	16240
20130927	24208
20131014	21675
20131013	13480
20131012	17367
20131011	22799
20131010	22493
20131009	22242
20131008	21194
20131007	11618
20131006	12603
20131005	14787

20131004	21908
20131003	21629
20131002	21314
20131020	14446
20131019	18323
20131018	23976
20131017	23491
20131016	23117
20131015	23405
20131128	24491
20131127	24463
20131126	23939
20131125	22398
20131124	15087
20131123	19006
20131122	24585
20131121	24449
20131120	11799
20131119	23294
20131118	21842
20131117	14933
20131116	17385
20131115	24196
20131114	24003
20131113	23781
20131112	22985
20131111	20713
20131110	13737
20131109	18144
20131108	23843
20131107	23996
20131106	23463
20131105	22447
20131104	21868
20131103	15119
20131102	18145
20131101	24086
20131031	24301
20131030	23919
20131029	23118
20131028	21764
20131027	15175
20131026	18061
20131025	24381
20131024	23977
20131023	23490
20131022	22816
20131021	21892
20131211	24367
20131210	23831

20131209	22150
20131208	15841
20131207	19664
20131206	25258
20131205	24375
20131204	24551
20131203	24174
20131202	22744
20131201	15369
20131130	18929
20131129	24901
20131230	12063
20131229	10356
20131228	11070
20131227	12520
20131226	11686
20131225	12270
20131224	17031
20131223	18824
20131222	13969
20131221	16991
20131220	24399
20131219	25019
20131218	24037
20131217	23950
20131216	22435
20131215	16092
20131214	18866
20131213	25133
20131212	24549
20131231	13031

Total	5661509
-------	---------

20130107	17565
20130106	11200
20130105	12319
20130104	16428
20130103	15674
20130102	14294
20130101	9334
20130114	18971
20130113	12242
20130112	13634
20130111	19556
20130110	19368
20130109	19236
20130108	18177
20130206	23126
20130205	23216
20130204	21911
20130203	14165
20130202	16650
20130201	22326
20130131	22396
20130130	22149
20130129	20317
20130128	11756
20130127	11945
20130126	13583
20130125	21360
20130124	21670
20130123	21449
20130122	20983
20130121	20092
20130120	13054
20130119	14886
20130118	20391
20130117	20996
20130116	20818
20130115	20264
20130214	24089
20130213	24054
20130212	23982
20130211	23052
20130210	14745
20130209	17881
20130208	23773
20130207	23763
20130220	24163
20130219	23562
20130218	22802
20130217	14658
20130216	17924

20130215	23210
20130221	24732
20130222	24138
20130223	16917
20130224	13868
20130225	23028
20130226	24007
20130227	23746
20130228	23786
20130306	24326
20130305	17278
20130304	22258
20130303	14750
20130302	16420
20130301	23609
20130311	13011
20130310	13225
20130309	16000
20130308	23175
20130307	24459
20130318	22866
20130317	15311
20130316	18873
20130315	24145
20130314	24219
20130313	24627
20130312	23572
20130326	23393
20130325	22277
20130324	16642
20130323	18813
20130322	23784
20130321	24067
20130320	24067
20130319	23864
20130401	12612
20130331	12392
20130330	13515
20130329	11414
20130328	24270
20130327	24117
20130408	22355
20130407	16307
20130406	17377
20130405	24422
20130404	23858
20130403	23496
20130402	22664
20130415	21439
20130414	14448

20130413	18180
20130412	23339
20130411	23996
20130410	23610
20130409	23326
20130422	21351
20130421	13930
20130420	16323
20130419	23828
20130418	23509
20130417	23144
20130416	22764
20130429	22138
20130428	15531
20130427	16562
20130426	20204
20130425	12376
20130424	23371
20130423	22575
20130506	22583
20130505	16261
20130504	18241
20130503	23567
20130502	24222
20130501	23886
20130430	23651
20130512	16775
20130511	18371
20130510	24122
20130509	23979
20130508	24209
20130507	23551
20130520	22008
20130519	14850
20130518	18049
20130517	23518
20130516	23645
20130515	23377
20130514	23003
20130513	21770
20130527	22214
20130526	15747
20130525	19389
20130524	23998
20130523	23512
20130522	23512
20130521	22896
20130926	24328
20130611	20917
20130610	13449

20130609	13541
20130608	16258
20130607	23559
20130606	23481
20130605	22973
20130604	22871
20130603	22033
20130602	14366
20130601	17414
20130531	24582
20130530	23987
20130529	23861
20130528	23177
20130618	23821
20130617	21884
20130616	15610
20130615	19863
20130614	23539
20130613	22992
20130612	22706
20130624	20760
20130623	14845
20130622	18759
20130621	23791
20130620	23592
20130619	23158
20130701	21566
20130630	15230
20130629	17766
20130628	23120
20130627	23203
20130626	23375
20130625	22011
20130708	21364
20130707	15069
20130706	16550
20130705	22899
20130704	22835
20130703	22830
20130702	22271
20130715	19686
20130714	12740
20130713	15818
20130712	21759
20130711	22104
20130710	22329
20130709	22048
20130721	14400
20130720	15807
20130719	21368

20130718	21894
20130717	21485
20130716	20895
20130806	22155
20130805	21631
20130804	16112
20130803	18290
20130802	23650
20130801	23710
20130731	22634
20130730	22752
20130729	21669
20130728	14910
20130727	18230
20130726	22963
20130725	23475
20130724	23257
20130723	22551
20130722	21840
20130829	24563
20130828	23906
20130827	23472
20130826	22557
20130825	16074
20130824	18267
20130823	23189
20130822	23869
20130821	23970
20130820	24125
20130819	22184
20130818	15860
20130817	18813
20130816	23932
20130815	22804
20130814	23633
20130813	23286
20130812	21782
20130811	15595
20130810	18611
20130809	23529
20130808	23731
20130807	23302
20130911	23629
20130910	23301
20130909	22042
20130908	16301
20130907	18247
20130906	23614
20130905	24383
20130904	23791

20130903	23776
20130902	22169
20130901	16893
20130831	19177
20130830	24192
20130919	24242
20130918	23971
20130917	20887
20130916	21839
20130915	15267
20130914	16856
20130913	23641
20130912	23812
20130925	24489
20130924	23862
20130923	22916
20130922	15026
20130921	18361
20130920	24103
20131001	20799
20130930	12604
20130929	13548
20130928	15862
20130927	24361
20131014	22303
20131013	14302
20131012	17018
20131011	22678
20131010	22709
20131009	22401
20131008	21822
20131007	12022
20131006	12913
20131005	14619
20131004	21707
20131003	21931
20131002	21531
20131020	15275
20131019	17945
20131018	23981
20131017	23473
20131016	23539
20131015	23818
20131128	24620
20131127	24544
20131126	24217
20131125	22763
20131124	15559
20131123	18674
20131122	24609

20131121	24500
20131120	23782
20131119	23615
20131118	22659
20131117	15221
20131116	17358
20131115	24285
20131114	24244
20131113	24092
20131112	23372
20131111	21339
20131110	14105
20131109	17919
20131108	24098
20131107	24336
20131106	23862
20131105	22774
20131104	22485
20131103	15536
20131102	18030
20131101	23922
20131031	24404
20131030	24479
20131029	23332
20131028	22256
20131027	15871
20131026	17767
20131025	23856
20131024	24429
20131023	24038
20131022	23404
20131021	22513
20131211	24674
20131210	23798
20131209	22658
20131208	16158
20131207	19300
20131206	25173
20131205	24732
20131204	24691
20131203	24167
20131202	23029
20131201	15609
20131130	18354
20131129	24736
20131230	12025
20131229	10613
20131228	10981
20131227	12425
20131226	11161

20131225	12042
20131224	16803
20131223	18649
20131222	14047
20131221	16310
20131220	24018
20131219	24660
20131218	24306
20131217	24057
20131216	22540
20131215	15865
20131214	18445
20131213	25003
20131212	24672
20131231	12918

Total 7476919

From: [Davidson, Geoffrey](#)
To: [Mike Bambach](#)
Subject: RE: data
Date: Monday, 28 April 2014 2:28:00 PM

Yep, sure. Sorry, have asked, and will follow up with the TCO

Geoffrey Davidson | [Manager, Road Safety](#)

Legislation, Policy & Programs | Justice and Community Safety Directorate | **ACT Government**

Level 2, 12 Moore Street, CANBERRA CITY ACT 2601 | [GPO Box 158, CANBERRA ACT 2608](#)

[Telephone](#) (02) 620 77195 | [Facsimile](#) (02) 620 50937



From: Mike Bambach [mailto:[mike.bambach@act.gov.au](#)]
Sent: Monday, 28 April 2014 2:10 PM
To: Davidson, Geoffrey
Subject: RE: data

Thanks Geoff,

Can you please send a list of the locations corresponding to the numeric codes used for the fixed cameras?

Thanks,

Mike

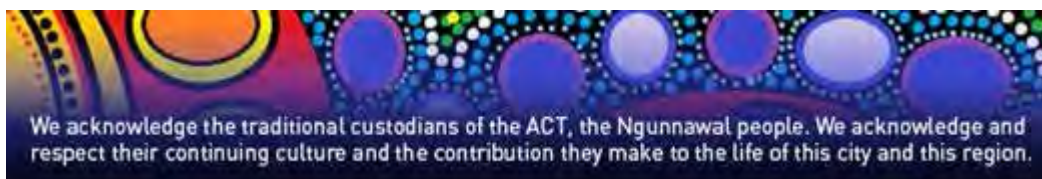
From: [Davidson, Geoffrey](#)
To: [Mike Bambach](#)
Subject: FW: Point to Point 12-13
Date: Tuesday, 29 April 2014 8:40:00 AM
Attachments: [2014 P2P ANPR Hindmarsh vehicle count UNI NSW stats.xlsx](#)
[2013 P2P ANPR Hindmarsh vehicle count stats UNI NSW .xlsx](#)
[2012 P2P ANPR Hindmarsh vehicle count inf count NSW UNI.xlsx](#)
[2013 P2P ANPR Athllon vehicle count stats UNI NSW.xlsx](#)
[2014 P2P ANPR Athllon vehicle count UNI NSW stats .xlsx](#)

Geoffrey Davidson | [Manager, Road Safety](#)

Legislation, Policy & Programs | Justice and Community Safety Directorate | **ACT Government**

Level 2, 12 Moore Street, CANBERRA CITY ACT 2601 | [GPO Box 158, CANBERRA ACT 2608](#)

[Telephone](#) (02) 620 77195 | [Facsimile](#) (02) 620 50937



From: Stone, Gordon
Sent: Monday, 28 April 2014 4:17 PM
To: Davidson, Geoffrey
Subject: FW: Point to Point 12-13

Brett,

Attached are the vehicle counts and actioned images for all P2P locations for 2012, 2013 up to 27 April 2014.

I believe this is the end

Regards

Gordon

From: Davidson, Geoffrey
Sent: Tuesday, 22 April 2014 9:42 AM
To: Stone, Gordon
Subject: FW: Fixed site data for evaluation

Hi Gordon

Do you have an estimated delivery date?

Geoff

Geoffrey Davidson | [Manager, Road Safety](#)

Legislation, Policy & Programs | Justice and Community Safety Directorate | **ACT Government**

Level 2, 12 Moore Street, CANBERRA CITY ACT 2601 | [GPO Box 158, CANBERRA ACT 2608](#)

[Telephone](#) (02) 620 77195 | [Facsimile](#) (02) 620 50937



From: Mike Bambach [<mailto:>]
Sent: Thursday, 17 April 2014 5:07 PM
To: Davidson, Geoffrey
Subject: RE: Fixed site data for evaluation

Hi Geoff, just a reminder – please send through the other years data for the fixed camera sites – sometime next week would be great,

Thanks,

Have a good long-weekend!

Mike

From: Davidson, Geoffrey [<mailto:Geoffrey.Davidson@act.gov.au>]
Sent: Monday, 14 April 2014 5:58 PM
To: Mike Bambach
Subject: FW: Fixed site data for evaluation

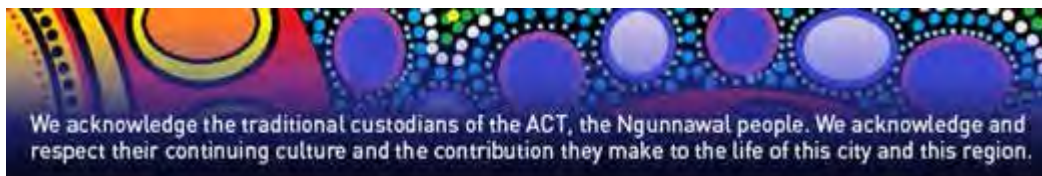
Here you go Mike

Geoffrey Davidson | [Manager, Road Safety](#)

Legislation, Policy & Programs | Justice and Community Safety Directorate | **ACT Government**

Level 2, 12 Moore Street, CANBERRA CITY ACT 2601 | [GPO Box 158, CANBERRA ACT 2608](#)

[Telephone](#) (02) 620 77195 | [Facsimile](#) (02) 620 50937



From: Stone, Gordon
Sent: Monday, 14 April 2014 2:43 PM
To: Davidson, Geoffrey
Subject: Fixed site data for evaluation

Hi Geoff

The attachments with 1st, 2nd, 3rd quarter are from 1999 to June 2000, there is a excel spread sheet for financial year 2000-2001 don't know how accurate it is. I will send you spread sheets per calendar year. Some years only have excel sheets for each site and only vehicle counts no infringement counts.

Regards

Gordon

Gordon Stone

Manager

ACT Traffic Camera Office

Transport Regulation | Justice and Community Safety Directorate | ACT Government

13 – 15 Challis St, DICKSON ACT 2602 | PO Box 582, DICKSON ACT 2602

Telephone (02) 6207 5770 | Facsimile (02) 6207 7287

This email, and any attachments, may be confidential and also privileged. If you are not the intended recipient, please notify the sender and delete all copies of this transmission along with any attachments immediately. You should not copy or use it for any purpose, nor disclose its contents to any other person.

Date	Start Site 2001	Westbound	Date	Finish Site 2002	Images Actioned
01/01/2014	5482		01/01/2014	1592	0
02/01/2014	11295		02/01/2014	4355	3
03/01/2014	4418		03/01/2014	4418	3
04/01/2014	10069		04/01/2014	3496	1
05/01/2014	9004		05/01/2014	3098	1
06/01/2014	13627		06/01/2014	5395	2
07/01/2014	13864		07/01/2014	5535	0
08/01/2014	13914		08/01/2014	5552	2
09/01/2014	14377		09/01/2014	5648	2
10/01/2014	14614		10/01/2014	5916	2
11/01/2014	11089		11/01/2014	3919	0
12/01/2014	9458		12/01/2014	3315	5
13/01/2014	14992		13/01/2014	6121	3
14/01/2014	15291		14/01/2014	6120	2
15/01/2014	15243		15/01/2014	6247	2
16/01/2014	15812		16/01/2014	6629	5
17/01/2014	16000		17/01/2014	9849	5
18/01/2014	11720		18/01/2014	10002	5
19/01/2014	9871		19/01/2014	8544	2
20/01/2014	14705		20/01/2014	12317	2
21/01/2014	15497		21/01/2014	12708	1
22/01/2014	15872		22/01/2014	12631	5
23/01/2014	15731		23/01/2014	12764	5
24/01/2014	15658		24/01/2014	12890	4
25/01/2014	10875		25/01/2014	8925	4
26/01/2014	8525		26/01/2014	7114	2
27/01/2014	8726		27/01/2014	7510	2
28/01/2014	15830		28/01/2014	12343	3
29/01/2014	16288		29/01/2014	12743	1
30/01/2014	16849		30/01/2014	13637	5
31/01/2014	16988		31/01/2014	13267	3
Total	401684		Total	244600	82

Total Issued

Daily Av 12958

Daily Av 7890

82

Date	Start Site 2003	Westbound	Date	Finish Site 2004	Images Actioned
01/01/2014	5601		01/01/2014	5085	1
02/01/2014	11830		02/01/2014	11187	3
03/01/2014	2096		03/01/2014	12313	1
04/01/2014	10733		04/01/2014	10123	2
05/01/2014	9622		05/01/2014	9130	5
06/01/2014	14370		06/01/2014	13559	4
07/01/2014	14953		07/01/2014	13796	3
08/01/2014	15229		08/01/2014	14245	4
09/01/2014	15513		09/01/2014	14479	0
10/01/2014	16275		10/01/2014	15028	4
11/01/2014	11842		11/01/2014	10957	3
12/01/2014	10179		12/01/2014	9512	4
13/01/2014	15698		13/01/2014	14926	1
14/01/2014	13456		14/01/2014	15328	5
15/01/2014	16399		15/01/2014	15188	1
16/01/2014	17150		16/01/2014	15939	1
17/01/2014	17489		17/01/2014	16309	5
18/01/2014	12539		18/01/2014	11807	2
19/01/2014	10227		19/01/2014	9460	4
20/01/2014	16448		20/01/2014	15630	3
21/01/2014	16871		21/01/2014	15962	4
22/01/2014	17469		22/01/2014	16206	1
23/01/2014	17883		23/01/2014	16699	3
24/01/2014	17535		24/01/2014	16348	1
25/01/2014	12290		25/01/2014	11619	6
26/01/2014	9215		26/01/2014	8517	4
27/01/2014	8726		27/01/2014	8137	4
28/01/2014	16943		28/01/2014	15810	4
29/01/2014	17584		29/01/2014	16185	3
30/01/2014	18239		30/01/2014	16986	2
31/01/2014	18500		31/01/2014	17099	4
Total	428904		Total	413569	92

Total Issued

Daily Av 13836

Daily Av 13341

92

Date	Start Site 2001	West bound	Date	Finish Site 2002	Images Actioned
01/02/2014	12864		01/02/2014	10929	6
02/02/2014	10274		02/02/2014	9009	2
03/02/2014	16277		03/02/2014	13063	2
04/02/2014	16500		04/02/2014	13229	4
05/02/2014	16510		05/02/2014	13242	7
06/02/2014	17241		06/02/2014	13576	2
07/02/2014	17355		07/02/2014	13834	5
08/02/2014	11967		08/02/2014	9981	1
09/02/2014	9935		09/02/2014	8518	1
10/02/2014	16018		10/02/2014	12631	3
11/02/2014	16358		11/02/2014	13188	2
12/02/2014	16376		12/02/2014	13551	11
13/02/2014	17145		13/02/2014	13839	7
14/02/2014	17678		14/02/2014	14365	4
15/02/2014	11977		15/02/2014	10448	3
16/02/2014	10031		16/02/2014	8826	5
17/02/2014	16074		17/02/2014	12961	5
18/02/2014	16517		18/02/2014	13427	1
19/02/2014	16575		19/02/2014	13534	1
20/02/2014	17194		20/02/2014	11250	
21/02/2014	17399		21/02/2014	7285	
22/02/2014	12091		22/02/2014	4274	
23/02/2014	10263		23/02/2014	3663	5
24/02/2014	15833		24/02/2014	6517	
25/02/2014	17104		25/02/2014	7193	1
26/02/2014	16686		26/02/2014	6853	
27/02/2014	17236		27/02/2014	7162	2
28/02/2014	17101		28/02/2014	7196	
Total	424579			293544	80

Total Issued

Daily Av 15164

10484

162

Date	Start Site 2003	Westbound	Date	Finish Site 2004	Images Actioned
01/02/2014	13806		01/02/2014	12899	8
02/02/2014	11061		02/02/2014	10151	2
03/02/2014	17239		03/02/2014	16146	3
04/02/2014	18190		04/02/2014	16551	3
05/02/2014	18983		05/02/2014	17327	1
06/02/2014	19089		06/02/2014	17651	5
07/02/2014	19412		07/02/2014	17773	2
08/02/2014	13180		08/02/2014	12253	2
09/02/2014	10564		09/02/2014	9691	4
10/02/2014	17352		10/02/2014	15929	5
11/02/2014	18283		11/02/2014	16954	1
12/02/2014	18273		12/02/2014	16974	3
13/02/2014	19179		13/02/2014	17324	5
14/02/2014	19751		14/02/2014	17859	2
15/02/2014	13531		15/02/2014	12387	4
16/02/2014	10829		16/02/2014	9784	4
17/02/2014	17760		17/02/2014	16430	5
18/02/2014	17907		18/02/2014	16448	2
19/02/2014	17915		19/02/2014	16244	4
20/02/2014	18866		20/02/2014	17370	5
21/02/2014	19526		21/02/2014	12195	1
22/02/2014	13347		22/02/2014	8698	1
23/02/2014	10769		23/02/2014	7140	3
24/02/2014	17390		24/02/2014	10329	1
25/02/2014	18257		25/02/2014	10738	1
26/02/2014	18338		26/02/2014	10469	3
27/02/2014	19016		27/02/2014	11014	2
28/02/2014	18998		28/02/2014	11109	3
Total	466811		Total	385837	85

Total Issued

Daily Av 16672

Daily Av 13780

177

Date	Start Site 2001	Westbound	Date	Finish Site 2002	Images Actioned
01/03/2014	12535		01/03/2014	10812	6
02/03/2014	10627		02/03/2014	9285	6
03/03/2014	16071		03/03/2014	12755	5
04/03/2014	16235		04/03/2014	13441	1
05/03/2014	16925		05/03/2014	13592	4
06/03/2014	16959		06/03/2014	13432	2
07/03/2014	17102		07/03/2014	14336	3
08/03/2014	11061		08/03/2014	9507	5
09/03/2014	8918		09/03/2014	8006	3
10/03/2014	9411		10/03/2014	8132	6
11/03/2014	17379		11/03/2014	14150	4
12/03/2014	16166		12/03/2014	13083	4
13/03/2014	16916		13/03/2014	14234	3
14/03/2014	17486		14/03/2014	14177	3
15/03/2014	12878		15/03/2014	10888	9
16/03/2014	10301		16/03/2014	9201	3
17/03/2014	15967		17/03/2014	12504	3
18/03/2014	16447		18/03/2014	13448	6
19/03/2014	16755		19/03/2014	13474	4
20/03/2014	16970		20/03/2014	14253	5
21/03/2014	17395		21/03/2014	13461	6
22/03/2014	12714		22/03/2014	10242	4
23/03/2014	10150		23/03/2014	9040	3
24/03/2014	15262		24/03/2014	12578	2
25/03/2014			25/03/2014		3
26/03/2014	15960		26/03/2014	13916	5
27/03/2014	16274		27/03/2014	13789	1
28/03/2014			28/03/2014		3
29/03/2014			29/03/2014		6
30/03/2014			30/03/2014		5
31/03/2014			31/03/2014		4
Total					127

Total Issued

Daily Av 14649

Daily Av 12144

289

Date	Start Site 2003	Eastbound	Date	Finish Site 2004	Images Actioned
01/03/2014	13724		01/03/2014	8611	2
02/03/2014	11390		02/03/2014	7512	1
03/03/2014	17613		03/03/2014	10441	1
04/03/2014	18257		04/03/2014	10670	1
05/03/2014	18484		05/03/2014	10671	1
06/03/2014	16035		06/03/2014	11133	0
07/03/2014	12336		07/03/2014	11362	1
08/03/2014	7983		08/03/2014	8141	3
09/03/2014	5841		09/03/2014	6531	0
10/03/2014	5559		10/03/2014	6097	2
11/03/2014	14150		11/03/2014	10369	1
12/03/2014	11393		12/03/2014	10393	0
13/03/2014	11929		13/03/2014	10865	0
14/03/2014	12287		14/03/2014	11048	1
15/03/2014	8673		15/03/2014	8834	1
16/03/2014	6708		16/03/2014	7157	0
17/03/2014	11319		17/03/2014	10305	0
18/03/2014	11562		18/03/2014	10321	0
19/03/2014	11769		19/03/2014	10535	4
20/03/2014	11974		20/03/2014	10864	0
21/03/2014	12363		21/03/2014	11194	1
22/03/2014	8657		22/03/2014	8938	2
23/03/2014	6648		23/03/2014	7034	1
24/03/2014	10676		24/03/2014	9421	1
25/03/2014	11255		25/03/2014	10159	2
26/03/2014	11144		26/03/2014	9904	0
27/03/2014	11418		27/03/2014	10395	0
28/03/2014			28/03/2014		3
29/03/2014			29/03/2014		5
30/03/2014			30/03/2014		2
31/03/2014			31/03/2014		0
Total					36

Daily Av

11524

Daily Av

9589

Total Issued

213

Non-Actioned Reason

Date	Start Site 2001	Westbound	Date	Finish Site 2002	Images Actioned	Night Images Issued	Emergency Vehicles	Mismatch	Missed Target	Highest Speed (km)
01/04/2014	16442		01/04/2014	13468	2	2	1			95
02/04/2014	16642		02/04/2014	13583	4	1	1			92
03/04/2014	16946		03/04/2014	14176	5		1	1		93
04/04/2014	16255		04/04/2014	14129	3	2				89
05/04/2014	12214		05/04/2014	10779	3					90
06/04/2014	10776		06/04/2014	9440	4	1	1			91
07/04/2014	16014		07/04/2014	13481	3	2	1			90
08/04/2014	16669		08/04/2014	13938	5	1	2			91
09/04/2014	16313		09/04/2014	13727	8	4				95
10/04/2014	16872		10/04/2014	14801	5	1	1			94
11/04/2014	17229		11/04/2014	14771	3	2	1			92
12/04/2014	12923		12/04/2014	11016	2	1				94
13/04/2014	11239		13/04/2014	9885	6	1				94
14/04/2014	15513		14/04/2014	12402	1			1	1	94
15/04/2014	16360		15/04/2014	13435	0		2			0
16/04/2014	16724		16/04/2014	13189	4	2				93
17/04/2014	17748		17/04/2014	14224	9	1				94
18/04/2014	6043		18/04/2014	5464	3	1	1			96
19/04/2014	10007		19/04/2014	8903	0		3			0
20/04/2014	7521		20/04/2014	7051	4	1	1			98
21/04/2014	8181		21/04/2014	7291	3	2	1			92
22/04/2014	14601		22/04/2014	12272	4	2	1			112
23/04/2014	14755		23/04/2014	12229	6	2	2			92
24/04/2014	16022		24/04/2014	13311						
25/04/2014	7600		25/04/2014	6989						
26/04/2014	11722		26/04/2014	10182						
27/04/2014	9719		27/04/2014	8912						
28/04/2014			28/04/2014							
29/04/2014			29/04/2014							
30/04/2014			30/04/2014							
Total					87	29	20	2	1	

Daily Av 13669 Daily Av 11594 Total Issued 376 #REF! #REF! #REF! #REF! Highest Speed (km) 112

Total Non Actioned #REF!

Date	Start Site 2003	Eastbound	Date	Finish Site 2004	Images Actioned
01/04/2014	11427		01/04/2014	10176	0
02/04/2014	11606		02/04/2014	10531	1
03/04/2014	11777		03/04/2014	10581	2
04/04/2014	11540		04/04/2014	10342	0
05/04/2014	8554		05/04/2014	8464	4
06/04/2014	7091		06/04/2014	7503	2
07/04/2014	10942		07/04/2014	9923	1
08/04/2014	11555		08/04/2014	13637	1
09/04/2014	11555		09/04/2014	18485	2
10/04/2014	11609		10/04/2014	20067	1
11/04/2014	12252		11/04/2014	21407	0
12/04/2014	8844		12/04/2014	15663	2
13/04/2014	7230		13/04/2014	13125	2
14/04/2014	10397		14/04/2014	18939	2
15/04/2014	10946		15/04/2014	19666	0
16/04/2014	11329		16/04/2014	20563	1
17/04/2014	12374		17/04/2014	22729	1
18/04/2014	4381		18/04/2014	8389	3
19/04/2014	6745		19/04/2014	12585	2
20/04/2014	4757		20/04/2014	9194	4
21/04/2014	5117		21/04/2014	9701	2
22/04/2014	9623		22/04/2014	17470	
23/04/2014	10049		23/04/2014	17989	1
24/04/2014	6837		24/04/2014	20469	
25/04/2014	3317		25/04/2014	9634	
26/04/2014	4961		26/04/2014	14375	
27/04/2014	4183		27/04/2014	11999	
28/04/2014			28/04/2014		
29/04/2014			29/04/2014		
30/04/2014			30/04/2014		
Total					34

Total Issued

Daily Av 8926

Daily Av 14208

247

Date	Start Site 2001	Westbound	Date	Finish Site 2002	Images Actioned
01/05/2014			01/05/2014		
02/05/2014			02/05/2014		
03/05/2014			03/05/2014		
04/05/2014			04/05/2014		
05/05/2014			05/05/2014		
06/05/2014			06/05/2014		
07/05/2014			07/05/2014		
08/05/2014			08/05/2014		
09/05/2014			09/05/2014		
10/05/2014			10/05/2014		
11/05/2014			11/05/2014		
12/05/2014			12/05/2014		
13/05/2014			13/05/2014		
14/05/2014			14/05/2014		
15/05/2014			15/05/2014		
16/05/2014			16/05/2014		
17/05/2014			17/05/2014		
18/05/2014			18/05/2014		
19/05/2014			19/05/2014		
20/05/2014			20/05/2014		
21/05/2014			21/05/2014		
22/05/2014			22/05/2014		
23/05/2014			23/05/2014		
24/05/2014			24/05/2014		
25/05/2014			25/05/2014		
26/05/2014			26/05/2014		
27/05/2014			27/05/2014		
28/05/2014			28/05/2014		
29/05/2014			29/05/2014		
30/05/2014			30/05/2014		
31/05/2014			31/05/2014		
					0

Total Issued

Daily Av

#DIV/0!

Daily Av

#DIV/0!

376

Date	Start Site 2003	Eastbound	Date	Finish Site 2004	Images Actioned
01/05/2014			01/05/2014		
02/05/2014			02/05/2014		
03/05/2014			03/05/2014		
04/05/2014			04/05/2014		
05/05/2014			05/05/2014		
06/05/2014			06/05/2014		
07/05/2014			07/05/2014		
08/05/2014			08/05/2014		
09/05/2014			09/05/2014		
10/05/2014			10/05/2014		
11/05/2014			11/05/2014		
12/05/2014			12/05/2014		
13/05/2014			13/05/2014		
14/05/2014			14/05/2014		
15/05/2014			15/05/2014		
16/05/2014			16/05/2014		
17/05/2014			17/05/2014		
18/05/2014			18/05/2014		
19/05/2014			19/05/2014		
20/05/2014			20/05/2014		
21/05/2014			21/05/2014		
22/05/2014			22/05/2014		
23/05/2014			23/05/2014		
24/05/2014			24/05/2014		
25/05/2014			25/05/2014		
26/05/2014			26/05/2014		
27/05/2014			27/05/2014		
28/05/2014			28/05/2014		
29/05/2014			29/05/2014		
30/05/2014			30/05/2014		
31/05/2014			31/05/2014		
					0

Total Issued

Daily Av

#DIV/0!

Daily Av

#DIV/0!

247

Date	Start Site 2001	Westbound	Date	Finish Site 2002	Images Actioned
01/06/2014			01/06/2014		
02/06/2014			02/06/2014		
03/06/2014			03/06/2014		
04/06/2014			04/06/2014		
05/06/2014			05/06/2014		
06/06/2014			06/06/2014		
07/06/2014			07/06/2014		
08/06/2014			08/06/2014		
09/06/2014			09/06/2014		
10/06/2014			10/06/2014		
11/06/2014			11/06/2014		
12/06/2014			12/06/2014		
13/06/2014			13/06/2014		
14/06/2014			14/06/2014		
15/06/2014			15/06/2014		
16/06/2014			16/06/2014		
17/06/2014			17/06/2014		
18/06/2014			18/06/2014		
19/06/2014			19/06/2014		
20/06/2014			20/06/2014		
21/06/2014			21/06/2014		
22/06/2014			22/06/2014		
23/06/2014			23/06/2014		
24/06/2014			24/06/2014		
25/06/2014			25/06/2014		
26/06/2014			26/06/2014		
27/06/2014			27/06/2014		
28/06/2014			28/06/2014		
29/06/2014			29/06/2014		
30/06/2014			30/06/2014		
Total					0

Total Issued

Daily Av

#DIV/0!

Daily Av

#DIV/0!

376

Date	Start Site 2003	Eastbound	Date	Finish Site 2004	Images Actioned
01/06/2014			01/06/2014		
02/06/2014			02/06/2014		
03/06/2014			03/06/2014		
04/06/2014			04/06/2014		
05/06/2014			05/06/2014		
06/06/2014			06/06/2014		
07/06/2014			07/06/2014		
08/06/2014			08/06/2014		
09/06/2014			09/06/2014		
10/06/2014			10/06/2014		
11/06/2014			11/06/2014		
12/06/2014			12/06/2014		
13/06/2014			13/06/2014		
14/06/2014			14/06/2014		
15/06/2014			15/06/2014		
16/06/2014			16/06/2014		
17/06/2014			17/06/2014		
18/06/2014			18/06/2014		
19/06/2014			19/06/2014		
20/06/2014			20/06/2014		
21/06/2014			21/06/2014		
22/06/2014			22/06/2014		
23/06/2014			23/06/2014		
24/06/2014			24/06/2014		
25/06/2014			25/06/2014		
26/06/2014			26/06/2014		
27/06/2014			27/06/2014		
28/06/2014			28/06/2014		
29/06/2014			29/06/2014		
30/06/2014			30/06/2014		
					0

Total Issued

Daily Av

#DIV/0!

Daily Av

#DIV/0!

247

Date	Start Site 2001	Westbound	Date	Finish Site 2002	Images Actioned
01/07/2014			01/07/2014		
02/07/2014			02/07/2014		
03/07/2014			03/07/2014		
04/07/2014			04/07/2014		
05/07/2014			05/07/2014		
06/07/2014			06/07/2014		
07/07/2014			07/07/2014		
08/07/2014			08/07/2014		
09/07/2014			09/07/2014		
10/07/2014			10/07/2014		
11/07/2014			11/07/2014		
12/07/2014			12/07/2014		
13/07/2014			13/07/2014		
14/07/2014			14/07/2014		
15/07/2014			15/07/2014		
16/07/2014			16/07/2014		
17/07/2014			17/07/2014		
18/07/2014			18/07/2014		
19/07/2014			19/07/2014		
20/07/2014			20/07/2014		
21/07/2014			21/07/2014		
22/07/2014			22/07/2014		
23/07/2014			23/07/2014		
24/07/2014			24/07/2014		
25/07/2014			25/07/2014		
26/07/2014			26/07/2014		
27/07/2014			27/07/2014		
28/07/2014			28/07/2014		
29/07/2014			29/07/2014		
30/07/2014			30/07/2014		
31/07/2014			31/07/2014		
					0

Total Issued

Daily Av

#DIV/0!

Daily Av

#DIV/0!

376

Date	Start Site 2003	Eastbound	Date	Finish Site 2004	Images Actioned
01/07/2014			01/07/2014		
02/07/2014			02/07/2014		
03/07/2014			03/07/2014		
04/07/2014			04/07/2014		
05/07/2014			05/07/2014		
06/07/2014			06/07/2014		
07/07/2014			07/07/2014		
08/07/2014			08/07/2014		
09/07/2014			09/07/2014		
10/07/2014			10/07/2014		
11/07/2014			11/07/2014		
12/07/2014			12/07/2014		
13/07/2014			13/07/2014		
14/07/2014			14/07/2014		
15/07/2014			15/07/2014		
16/07/2014			16/07/2014		
17/07/2014			17/07/2014		
18/07/2014			18/07/2014		
19/07/2014			19/07/2014		
20/07/2014			20/07/2014		
21/07/2014			21/07/2014		
22/07/2014			22/07/2014		
23/07/2014			23/07/2014		
24/07/2014			24/07/2014		
25/07/2014			25/07/2014		
26/07/2014			26/07/2014		
27/07/2014			27/07/2014		
28/07/2014			28/07/2014		
29/07/2014			29/07/2014		
30/07/2014			30/07/2014		
31/07/2014			31/07/2014		
Total	0		Total		0

Total Issued

Daily Av

#DIV/0!

Daily Av

#DIV/0!

247

Date	Start Site 2001	Westbound	Date	Finish Site 2002	Images Actioned
01/08/2014			01/08/2014		
02/08/2014			02/08/2014		
03/08/2014			03/08/2014		
04/08/2014			04/08/2014		
05/08/2014			05/08/2014		
06/08/2014			06/08/2014		
07/08/2014			07/08/2014		
08/08/2014			08/08/2014		
09/08/2014			09/08/2014		
10/08/2014			10/08/2014		
11/08/2014			11/08/2014		
12/08/2014			12/08/2014		
13/08/2014			13/08/2014		
14/08/2014			14/08/2014		
15/08/2014			15/08/2014		
16/08/2014			16/08/2014		
17/08/2014			17/08/2014		
18/08/2014			18/08/2014		
19/08/2014			19/08/2014		
20/08/2014			20/08/2014		
21/08/2014			21/08/2014		
22/08/2014			22/08/2014		
23/08/2014			23/08/2014		
24/08/2014			24/08/2014		
25/08/2014			25/08/2014		
26/08/2014			26/08/2014		
27/08/2014			27/08/2014		
28/08/2014			28/08/2014		
29/08/2014			29/08/2014		
30/08/2014			30/08/2014		
31/08/2014			31/08/2014		
Total	0		Total		0

Total Issued

Daily Av

#DIV/0!

Daily Av

#DIV/0!

376

Date	Start Site 2003	Eastbound	Date	Finish Site 2004	Images Actioned
01/08/2014			01/08/2014		
02/08/2014			02/08/2014		
03/08/2014			03/08/2014		
04/08/2014			04/08/2014		
05/08/2014			05/08/2014		
06/08/2014			06/08/2014		
07/08/2014			07/08/2014		
08/08/2014			08/08/2014		
09/08/2014			09/08/2014		
10/08/2014			10/08/2014		
11/08/2014			11/08/2014		
12/08/2014			12/08/2014		
13/08/2014			13/08/2014		
14/08/2014			14/08/2014		
15/08/2014			15/08/2014		
16/08/2014			16/08/2014		
17/08/2014			17/08/2014		
18/08/2014			18/08/2014		
19/08/2014			19/08/2014		
20/08/2014			20/08/2014		
21/08/2014			21/08/2014		
22/08/2014			22/08/2014		
23/08/2014			23/08/2014		
24/08/2014			24/08/2014		
25/08/2014			25/08/2014		
26/08/2014			26/08/2014		
27/08/2014			27/08/2014		
28/08/2014			28/08/2014		
29/08/2014			29/08/2014		
30/08/2014			30/08/2014		
31/08/2014			31/08/2014		
Total	0		Total		0

Total Issued

Daily Av

#DIV/0!

Daily Av

#DIV/0!

247

Date	Start Site 2001	Westbound	Date	Finish Site 2002	Images Actioned
01/09/2014			01/09/2014		
02/09/2014			02/09/2014		
03/09/2014			03/09/2014		
04/09/2014			04/09/2014		
05/09/2014			05/09/2014		
06/09/2014			06/09/2014		
07/09/2014			07/09/2014		
08/09/2014			08/09/2014		
09/09/2014			09/09/2014		
10/09/2014			10/09/2014		
11/09/2014			11/09/2014		
12/09/2014			12/09/2014		
13/09/2014			13/09/2014		
14/09/2014			14/09/2014		
15/09/2014			15/09/2014		
16/09/2014			16/09/2014		
17/09/2014			17/09/2014		
18/09/2014			18/09/2014		
19/09/2014			19/09/2014		
20/09/2014			20/09/2014		
21/09/2014			21/09/2014		
22/09/2014			22/09/2014		
23/09/2014			23/09/2014		
24/09/2014			24/09/2014		
25/09/2014			25/09/2014		
26/09/2014			26/09/2014		
27/09/2014			27/09/2014		
28/09/2014			28/09/2014		
29/09/2014			29/09/2014		
30/09/2014			30/09/2014		
Total	0		Total		0

Total Issued

Daily Av

#DIV/0!

Daily Av

#DIV/0!

376

Date	Start Site 2003	Eastbound	Date	Finish Site 2004	Images Actioned
01/09/2014			01/09/2014		
02/09/2014			02/09/2014		
03/09/2014			03/09/2014		
04/09/2014			04/09/2014		
05/09/2014			05/09/2014		
06/09/2014			06/09/2014		
07/09/2014			07/09/2014		
08/09/2014			08/09/2014		
09/09/2014			09/09/2014		
10/09/2014			10/09/2014		
11/09/2014			11/09/2014		
12/09/2014			12/09/2014		
13/09/2014			13/09/2014		
14/09/2014			14/09/2014		
15/09/2014			15/09/2014		
16/09/2014			16/09/2014		
17/09/2014			17/09/2014		
18/09/2014			18/09/2014		
19/09/2014			19/09/2014		
20/09/2014			20/09/2014		
21/09/2014			21/09/2014		
22/09/2014			22/09/2014		
23/09/2014			23/09/2014		
24/09/2014			24/09/2014		
25/09/2014			25/09/2014		
26/09/2014			26/09/2014		
27/09/2014			27/09/2014		
28/09/2014			28/09/2014		
29/09/2014			29/09/2014		
30/09/2014			30/09/2014		
Total	0		Total		0

Total Issued

Daily Av

#DIV/0!

Daily Av

#DIV/0!

247

Date	Start Site 2001	Westbound	Date	Finish Site 2002	Images Actioned
01/10/2014			01/10/2014		
02/10/2014			02/10/2014		
03/10/2014			03/10/2014		
04/10/2014			04/10/2014		
05/10/2014			05/10/2014		
06/10/2014			06/10/2014		
07/10/2014			07/10/2014		
08/10/2014			08/10/2014		
09/10/2014			09/10/2014		
10/10/2014			10/10/2014		
11/10/2014			11/10/2014		
12/10/2014			12/10/2014		
13/10/2014			13/10/2014		
14/10/2014			14/10/2014		
15/10/2014			15/10/2014		
16/10/2014			16/10/2014		
17/10/2014			17/10/2014		
18/10/2014			18/10/2014		
19/10/2014			19/10/2014		
20/10/2014			20/10/2014		
21/10/2014			21/10/2014		
22/10/2014			22/10/2014		
23/10/2014			23/10/2014		
24/10/2014			24/10/2014		
25/10/2014			25/10/2014		
26/10/2014			26/10/2014		
27/10/2014			27/10/2014		
28/10/2014			28/10/2014		
29/10/2014			29/10/2014		
30/10/2014			30/10/2014		
31/10/2014			31/10/2014		
Total					0

Total Issued

Daily Av

#DIV/0!

Daily Av

#DIV/0!

376

Date	Start Site 2003	Eastbound	Date	Finish Site 2004	Images Actioned
01/10/2014			01/10/2014		
02/10/2014			02/10/2014		
03/10/2014			03/10/2014		
04/10/2014			04/10/2014		
05/10/2014			05/10/2014		
06/10/2014			06/10/2014		
07/10/2014			07/10/2014		
08/10/2014			08/10/2014		
09/10/2014			09/10/2014		
10/10/2014			10/10/2014		
11/10/2014			11/10/2014		
12/10/2014			12/10/2014		
13/10/2014			13/10/2014		
14/10/2014			14/10/2014		
15/10/2014			15/10/2014		
16/10/2014			16/10/2014		
17/10/2014			17/10/2014		
18/10/2014			18/10/2014		
19/10/2014			19/10/2014		
20/10/2014			20/10/2014		
21/10/2014			21/10/2014		
22/10/2014			22/10/2014		
23/10/2014			23/10/2014		
24/10/2014			24/10/2014		
25/10/2014			25/10/2014		
26/10/2014			26/10/2014		
27/10/2014			27/10/2014		
28/10/2014			28/10/2014		
29/10/2014			29/10/2014		
30/10/2014			30/10/2014		
31/10/2014			31/10/2014		
Total	0		Total		0

Total Issued

Daily Av

#DIV/0!

Daily Av

#DIV/0!

247

Date	Start Site 2001	Westbound	Date	Finish Site 2002	Images Actioned
01/11/2014			01/11/2014		
02/11/2014			02/11/2014		
03/11/2014			03/11/2014		
04/11/2014			04/11/2014		
05/11/2014			05/11/2014		
06/11/2014			06/11/2014		
07/11/2014			07/11/2014		
08/11/2014			08/11/2014		
09/11/2014			09/11/2014		
10/11/2014			10/11/2014		
11/11/2014			11/11/2014		
12/11/2014			12/11/2014		
13/11/2014			13/11/2014		
14/11/2014			14/11/2014		
15/11/2014			15/11/2014		
16/11/2014			16/11/2014		
17/11/2014			17/11/2014		
18/11/2014			18/11/2014		
19/11/2014			19/11/2014		
20/11/2014			20/11/2014		
21/11/2014			21/11/2014		
22/11/2014			22/11/2014		
23/11/2014			23/11/2014		
24/11/2014			24/11/2014		
25/11/2014			25/11/2014		
26/11/2014			26/11/2014		
27/11/2014			27/11/2014		
28/11/2014			28/11/2014		
29/11/2014			29/11/2014		
30/11/2014			30/11/2014		
					0

Total Issued

Daily Av

#DIV/0!

Daily Av

#DIV/0!

376

Date	Start Site 2003	Westbound	Date	Finish Site 2004	Images Actioned
01/11/2014			01/11/2014		
02/11/2014			02/11/2014		
03/11/2014			03/11/2014		
04/11/2014			04/11/2014		
05/11/2014			05/11/2014		
06/11/2014			06/11/2014		
07/11/2014			07/11/2014		
08/11/2014			08/11/2014		
09/11/2014			09/11/2014		
10/11/2014			10/11/2014		
11/11/2014			11/11/2014		
12/11/2014			12/11/2014		
13/11/2014			13/11/2014		
14/11/2014			14/11/2014		
15/11/2014			15/11/2014		
16/11/2014			16/11/2014		
17/11/2014			17/11/2014		
18/11/2014			18/11/2014		
19/11/2014			19/11/2014		
20/11/2014			20/11/2014		
21/11/2014			21/11/2014		
22/11/2014			22/11/2014		
23/11/2014			23/11/2014		
24/11/2014			24/11/2014		
25/11/2014			25/11/2014		
26/11/2014			26/11/2014		
27/11/2014			27/11/2014		
28/11/2014			28/11/2014		
29/11/2014			29/11/2014		
30/11/2014			30/11/2014		
Total	0		Total	0	0

Total Issued

Daily Av

#DIV/0!

Daily Av

#DIV/0!

247

Date	Start Site 2001	Westbound	Date	Finish Site 2002	Images Actioned
01/12/2014			01/12/2014		
02/12/2014			02/12/2014		
03/12/2014			03/12/2014		
04/12/2014			04/12/2014		
05/12/2014			05/12/2014		
06/12/2014			06/12/2014		
07/12/2014			07/12/2014		
08/12/2014			08/12/2014		
09/12/2014			09/12/2014		
10/12/2014			10/12/2014		
11/12/2014			11/12/2014		
12/12/2014			12/12/2014		
13/12/2014			13/12/2014		
14/12/2014			14/12/2014		
15/12/2014			15/12/2014		
16/12/2014			16/12/2014		
17/12/2014			17/12/2014		
18/12/2014			18/12/2014		
19/12/2014			19/12/2014		
20/12/2014			20/12/2014		
21/12/2014			21/12/2014		
22/12/2014			22/12/2014		
23/12/2014			23/12/2014		
24/12/2014			24/12/2014		
25/12/2014			25/12/2014		
26/12/2014			26/12/2014		
27/12/2014			27/12/2014		
28/12/2014			28/12/2014		
29/12/2014			29/12/2014		
30/12/2014			30/12/2014		
31/12/2014			31/12/2014		
Total	0		Total		0

Total Issued

Daily Av

#DIV/0!

Daily Av

#DIV/0!

376

Date	Start Site 2003	Westbound	Date	Finish Site 2004	Images Actioned
01/12/2014			01/12/2014		
02/12/2014			02/12/2014		
03/12/2014			03/12/2014		
04/12/2014			04/12/2014		
05/12/2014			05/12/2014		
06/12/2014			06/12/2014		
07/12/2014			07/12/2014		
08/12/2014			08/12/2014		
09/12/2014			09/12/2014		
10/12/2014			10/12/2014		
11/12/2014			11/12/2014		
12/12/2014			12/12/2014		
13/12/2014			13/12/2014		
14/12/2014			14/12/2014		
15/12/2014			15/12/2014		
16/12/2014			16/12/2014		
17/12/2014			17/12/2014		
18/12/2014			18/12/2014		
19/12/2014			19/12/2014		
20/12/2014			20/12/2014		
21/12/2014			21/12/2014		
22/12/2014			22/12/2014		
23/12/2014			23/12/2014		
24/12/2014			24/12/2014		
25/12/2014			25/12/2014		
26/12/2014			26/12/2014		
27/12/2014			27/12/2014		
28/12/2014			28/12/2014		
29/12/2014			29/12/2014		
30/12/2014			30/12/2014		
31/12/2014			31/12/2014		
Total	0		Total		0

Total Issued

Daily Av

#DIV/0!

Daily Av

#DIV/0!

247

Date	Start Site 2001	Westbound	Date	Finish Site 2002	Images Actioned
01/01/2013	5793		01/01/2013	1735	0
02/01/2013	11899		02/01/2013	4530	4
03/01/2013	12826		03/01/2013	4838	1
04/01/2013	13009		04/01/2013	4981	3
05/01/2013	10346		05/01/2013	3534	2
06/01/2013	9285		06/01/2013	3166	1
07/01/2013	14182		07/01/2013	5704	1
08/01/2013	14054		08/01/2013	12537	1
09/01/2013	14557		09/01/2013	14689	2
10/01/2013	15391		10/01/2013	16342	3
11/01/2013	11726		11/01/2013	12261	3
12/01/2013	15438		12/01/2013	16198	9
13/01/2013	9906		13/01/2013	10279	4
14/01/2013	15767		14/01/2013	16735	5
15/01/2013	15863		15/01/2013	16701	2
16/01/2013	16383		16/01/2013	17196	5
17/01/2013	18334		17/01/2013	19156	4
18/01/2013	16581		18/01/2013	17395	5
19/01/2013	12112		19/01/2013	12440	6
20/01/2013	10643		20/01/2013	11148	7
21/01/2013	15701		21/01/2013	16739	4
22/01/2013	16471		22/01/2013	17402	5
23/01/2013	15396		23/01/2013	9909	1
24/01/2013	16131		24/01/2013	14786	
25/01/2013	16560		25/01/2013	18394	
26/01/2013	10011		26/01/2013	9569	
27/01/2013	9262		27/01/2013	3228	
28/01/2013	8909		28/01/2013	3201	
29/01/2013	16113		29/01/2013	6579	
30/01/2013	16572		30/01/2013	6846	0
31/01/2013	16572		31/01/2013	6846	
Total	421793		Total	335064	78

Total Issued

Daily Av 13606

Daily Av 10809

78

Date	Start Site 2003	Westbound	Date	Finish Site 2004	Images Actioned
01/01/2013	3879		01/01/2013	5794	4
02/01/2013	7367		02/01/2013	12146	1
03/01/2013	8162		03/01/2013	13621	3
04/01/2013	7799		04/01/2013	13796	3
05/01/2013	6328		05/01/2013	10403	1
06/01/2013	5673		06/01/2013	9517	0
07/01/2013	8436		07/01/2013	14774	1
08/01/2013	8736		08/01/2013	14047	2
09/01/2013	13452		09/01/2013	15415	5
10/01/2013	20033		10/01/2013	16149	5
11/01/2013	14677		11/01/2013	11645	4
12/01/2013	20268		12/01/2013	16436	0
13/01/2013	12537		13/01/2013	9591	1
14/01/2013	20019		14/01/2013	16024	4
15/01/2013	20620		15/01/2013	16105	1
16/01/2013	20564		16/01/2013	16412	5
17/01/2013	21534		17/01/2013	17543	7
18/01/2013	21115		18/01/2013	17097	2
19/01/2013	15945		19/01/2013	12599	4
20/01/2013	13618		20/01/2013	10754	4
21/01/2013	19665		21/01/2013	16320	1
22/01/2013	20966		22/01/2013	16760	5
23/01/2013	20937		23/01/2013	16844	6
24/01/2013	25227		24/01/2013	16332	3
25/01/2013	21883		25/01/2013	15397	2
26/01/2013	12976		26/01/2013	10702	2
27/01/2013	10166		27/01/2013	310	0
28/01/2013	8974		28/01/2013	0	0
29/01/2013	16415		29/01/2013	31585	
30/01/2013	16839		30/01/2013	17295	0
31/01/2013	16839		31/01/2013	17295	1
Total	461649		Total	428708	77

Total Issued

Daily Av 14892

Daily Av 13829

77

Date	Start Site 2001	Westbound	Date	Finish Site 2002	Images Actioned
01/02/2013	17412		01/02/2013	7161	
02/02/2013	12960		02/02/2013	4712	
03/02/2013	10773		03/02/2013	3761	0
04/02/2013	16672		04/02/2013	16189	2
05/02/2013	17183		05/02/2013	18229	1
06/02/2013	17598		06/02/2013	18741	1
07/02/2013	16896		07/02/2013	18487	2
08/02/2013	18348		08/02/2013	26326	2
09/02/2013	12898		09/02/2013	13213	3
10/02/2013	10276		10/02/2013	10889	5
11/02/2013	16459		11/02/2013	18398	9
12/02/2013	17112		12/02/2013	18296	3
13/02/2013	17700		13/02/2013	18884	5
14/02/2013	18179		14/02/2013	19347	2
15/02/2013	18121		15/02/2013	19525	3
16/02/2013	13147		16/02/2013	13830	7
17/02/2013	10861		17/02/2013	11240	2
18/02/2013	16731		18/02/2013	17532	1
19/02/2013	17460		19/02/2013	18125	0
20/02/2013	17444		20/02/2013	18533	5
21/02/2013	17774		21/02/2013	18949	6
22/02/2013	17610		22/02/2013	19020	3
23/02/2013	12668		23/02/2013	13367	1
24/02/2013	10080		24/02/2013	10744	
25/02/2013	16618		25/02/2013	17418	4
26/02/2013	16659		26/02/2013	18192	5
27/02/2013	17308		27/02/2013	18613	6
28/02/2013	16960		28/02/2013	17570	2
Total	439907		Total	445291	80

Daily Av **15711** **Daily Av** **15903** **Total Issued**
158

Date	Start Site 2003	Westbound	Date	Finish Site 2004	Images Actioned
01/02/2013	17226		01/02/2013	17399	0
02/02/2013	13894		02/02/2013	13298	2
03/02/2013	11393		03/02/2013	10824	3
04/02/2013	16247		04/02/2013	17157	2
05/02/2013	17285		05/02/2013	17733	
06/02/2013	17406		06/02/2013	17355	0
07/02/2013	17862		07/02/2013	10254	3
08/02/2013	23818		08/02/2013	19010	3
09/02/2013	16099		09/02/2013	12834	3
10/02/2013	13115		10/02/2013	10104	6
11/02/2013	21667		11/02/2013	16561	1
12/02/2013	22338		12/02/2013	17343	1
13/02/2013	23454		13/02/2013	18016	2
14/02/2013	22999		14/02/2013	17982	1
15/02/2013	24459		15/02/2013	19039	3
16/02/2013	17702		16/02/2013	14104	4
17/02/2013	14387		17/02/2013	11024	3
18/02/2013	21469		18/02/2013	17069	1
19/02/2013	22394		19/02/2013	17322	8
20/02/2013	22240		20/02/2013	17389	2
21/02/2013	23549		21/02/2013	18336	4
22/02/2013	23685		22/02/2013	18412	6
23/02/2013	16698		23/02/2013	12750	5
24/02/2013	13129		24/02/2013	9786	
25/02/2013	21563		25/02/2013	16852	5
26/02/2013	22355		26/02/2013	17158	4
27/02/2013	22623		27/02/2013	17217	3
28/02/2013	22247		28/02/2013	16895	2
Total	543303		Total	439223	77

Daily Av **19404** **Daily Av** **15687** **Total Issued**
154

Date	Start Site 2001	Westbound	Date	Finish Site 2002	Images Actioned
01/03/2013	18055		01/03/2013	19449	7
02/03/2013	13088		02/03/2013	13954	7
03/03/2013	11120		03/03/2013	11755	6
04/03/2013	16445		04/03/2013	17264	6
05/03/2013	17062		05/03/2013	17895	1
06/03/2013	17764		06/03/2013	18731	
07/03/2013	18102		07/03/2013	18649	4
08/03/2013	17921		08/03/2013	18698	1
09/03/2013	11804		09/03/2013	12078	4
10/03/2013	9713		10/03/2013	10227	5
11/03/2013	9376		11/03/2013	9691	0
12/03/2013	17078		12/03/2013	17828	3
13/03/2013	17172		13/03/2013	17598	
14/03/2013	17719		14/03/2013	19835	3
15/03/2013	17578		15/03/2013	19748	2
16/03/2013	13021		16/03/2013	14101	4
17/03/2013	10995		17/03/2013	11761	4
18/03/2013	16543		18/03/2013	18587	0
19/03/2013	17218		19/03/2013	19155	4
20/03/2013	17393		20/03/2013	18925	1
21/03/2013	17696		21/03/2013	19796	3
22/03/2013	17826		22/03/2013	20053	3
23/03/2013	13493		23/03/2013	14005	3
24/03/2013	11244		24/03/2013	11694	4
25/03/2013	16806		25/03/2013	18156	4
26/03/2013	17539		26/03/2013	18596	2
27/03/2013	18034		27/03/2013	18475	4
28/03/2013	18755		28/03/2013	19417	3
29/03/2013	6326		29/03/2013	6364	1
30/03/2013	10905		30/03/2013	10869	1
31/03/2013	7812		31/03/2013	8182	4
Total	461603		Total	491536	94

Total Issued

Daily Av 14890

Daily Av 15856

252

Date	Start Site 2003	Eastbound	Date	Finish Site 2004	Images Actioned
01/03/2013	24643		01/03/2013	18746	3
02/03/2013	17145		02/03/2013	13099	4
03/03/2013	14360		03/03/2013	11035	3
04/03/2013	21730		04/03/2013	17101	3
05/03/2013	22306		05/03/2013	17687	1
06/03/2013	22709		06/03/2013	17596	4
07/03/2013	23611		07/03/2013	18713	3
08/03/2013	24370		08/03/2013	19488	0
09/03/2013	15791		09/03/2013	12258	3
10/03/2013	12524		10/03/2013	9790	3
11/03/2013	11364		11/03/2013	8991	
12/03/2013	No File		12/03/2013	17716	5
13/03/2013	18589		13/03/2013	17289	5
14/03/2013	20666		14/03/2013	18226	
15/03/2013	21623		15/03/2013	19064	9
16/03/2013	15094		16/03/2013	13351	11
17/03/2013	12181		17/03/2013	10801	1
18/03/2013	19467		18/03/2013	16615	3
19/03/2013	19724		19/03/2013	16647	
20/03/2013	20079		20/03/2013	17682	2
21/03/2013	20120		21/03/2013	17342	5
22/03/2013	21284		22/03/2013	18275	5
23/03/2013	15830		23/03/2013	13853	6
24/03/2013	12173		24/03/2013	10830	6
25/03/2013	19303		25/03/2013	16219	2
26/03/2013	20514		26/03/2013	17001	7
27/03/2013	20865		27/03/2013	16554	2
28/03/2013	22163		28/03/2013	10847	7
29/03/2013	8278		29/03/2013	5572	5
30/03/2013	12440		30/03/2013	8362	3
31/03/2013	8740		31/03/2013	2254	1
Total	539686		Total	449004	112

Total Issued

Daily Av 17990

Daily Av 14484

266

Date	Start Site 2001	Westbound	Date	Finish Site 2002	Images Actioned
01/04/2013	9359		01/04/2013	9622	3
02/04/2013	17084		02/04/2013	17492	1
03/04/2013	17031		03/04/2013	18474	0
04/04/2013	17999		04/04/2013	19817	1
05/04/2013	17909		05/04/2013	19173	3
06/04/2013	13353		06/04/2013	13570	2
07/04/2013	10785		07/04/2013	10921	6
08/04/2013	16647		08/04/2013	17898	1
09/04/2013	17037		09/04/2013	17857	4
10/04/2013	17391		10/04/2013	18182	1
11/04/2013	18078		11/04/2013	18151	1
12/04/2013	18097		12/04/2013	17753	
13/04/2013	13221		13/04/2013	12929	6
14/04/2013	11056		14/04/2013	10804	1
15/04/2013	15569		15/04/2013	15503	1
16/04/2013	16050		16/04/2013	16470	2
17/04/2013	16674		17/04/2013	16877	0
18/04/2013	17052		18/04/2013	16899	3
19/04/2013	17251		19/04/2013	18197	2
20/04/2013	12536		20/04/2013	12905	2
21/04/2013	10416		21/04/2013	10434	1
22/04/2013	15639		22/04/2013	16360	7
23/04/2013	16355		23/04/2013	16958	1
24/04/2013	17300		24/04/2013	18838	0
25/04/2013	8603		25/04/2013	8982	0
26/04/2013	16310		26/04/2013	17302	
27/04/2013	12622		27/04/2013	13241	3
28/04/2013	10784		28/04/2013	11333	
29/04/2013	16718		29/04/2013	17780	0
30/04/2013	16718		30/04/2013	17780	
Total	451644		Total	468502	52

Total Issued

Daily Av 15055

Daily Av 15617

304

Date	Start Site 2003	Eastbound	Date	Finish Site 2004	Images Actioned
01/04/2013	9728		01/04/2013	3468	4
02/04/2013	19038		02/04/2013	11512	3
03/04/2013	20085		03/04/2013	6665	2
04/04/2013	20642		04/04/2013	7048	2
05/04/2013	20947		05/04/2013	7347	1
06/04/2013	15249		06/04/2013	5669	3
07/04/2013	12306		07/04/2013	3476	2
08/04/2013	18844		08/04/2013	6164	1
09/04/2013	19426		09/04/2013	6776	2
10/04/2013	19703		10/04/2013	6707	2
11/04/2013	20540		11/04/2013	7406	3
12/04/2013	20888		12/04/2013	7239	5
13/04/2013	15239		13/04/2013	4679	0
14/04/2013	12085		14/04/2013	3285	2
15/04/2013	17871		15/04/2013	7994	4
16/04/2013	18393		16/04/2013	6240	2
17/04/2013	18644		17/04/2013	16405	2
18/04/2013	18946		18/04/2013	14509	2
19/04/2013	19248		19/04/2013	6799	2
20/04/2013	14209		20/04/2013	5374	2
21/04/2013	11598		21/04/2013	3490	4
22/04/2013	17761		22/04/2013	5980	2
23/04/2013	17563		23/04/2013	8585	3
24/04/2013	19796		24/04/2013	12911	3
25/04/2013	10197		25/04/2013	8237	1
26/04/2013	18462		26/04/2013	15732	2
27/04/2013	14302		27/04/2013	12679	7
28/04/2013	11772		28/04/2013	10259	5
29/04/2013	18833		29/04/2013	16957	2
30/04/2013	18833		30/04/2013	16957	
Total	511148		Total	256549	75

Total Issued

Daily Av 17038

Daily Av 8552

341

Date	Start Site 2001	Westbound	Date	Finish Site 2002	Images Actioned
01/05/2013	16511		01/05/2013	17445	
02/05/2013	17286		02/05/2013	18527	1
03/05/2013	18037		03/05/2013	19738	1
04/05/2013	18176		04/05/2013	19682	
05/05/2013	13501		05/05/2013	14002	
06/05/2013	10835		06/05/2013	11700	2
07/05/2013	16433		07/05/2013	18057	
08/05/2013	16746		08/05/2013	18388	4
09/05/2013	17646		09/05/2013	18474	
10/05/2013	18183		10/05/2013	18697	
11/05/2013	18933		11/05/2013	13961	3
12/05/2013	10846		12/05/2013	11015	2
13/05/2013	12124		13/05/2013	15958	1
14/05/2013	16346		14/05/2013	17633	2
15/05/2013	16590		15/05/2013	17463	3
16/05/2013	16247		16/05/2013	18454	1
17/05/2013	17506		17/05/2013	18945	3
18/05/2013	13773		18/05/2013	14451	4
19/05/2013	10656		19/05/2013	11127	1
20/05/2013	16051		20/05/2013	17601	2
21/05/2013	16861		21/05/2013	17641	4
22/05/2013	16771		22/05/2013	17904	3
23/05/2013	17153		23/05/2013	18357	3
24/05/2013	17430		24/05/2013	18799	4
25/05/2013	13666		25/05/2013	14357	3
26/05/2013	10648		26/05/2013	11346	2
27/05/2013	16185		27/05/2013	17737	5
28/05/2013	16497		28/05/2013	16979	6
29/05/2013	16794		29/05/2013	17780	7
30/05/2013	17264		30/05/2013	17876	2
31/05/2013	17672		31/05/2013	18440	5
Total	489367		Total	518534	74

Total Issued

Daily Av 15762

Daily Av 16703

378

Date	Start Site 2003	Eastbound	Date	Finish Site 2004	Images Actioned
01/05/2013	19557		01/05/2013	17041	5
02/05/2013	20079		02/05/2013	17898	4
03/05/2013	20994		03/05/2013	18556	2
04/05/2013	21233		04/05/2013	18726	1
05/05/2013	15795		05/05/2013	13050	2
06/05/2013	12186		06/05/2013	9852	4
07/05/2013	18751		07/05/2013	14865	4
08/05/2013	19848		08/05/2013	15892	5
09/05/2013	20333		09/05/2013	16787	5
10/05/2013	20959		10/05/2013	17021	4
11/05/2013	16039		11/05/2013	13118	3
12/05/2013	12206		12/05/2013	10117	
13/05/2013	18465		13/05/2013	14466	4
14/05/2013	19174		14/05/2013	15024	4
15/05/2013	19443		15/05/2013	15090	2
16/05/2013	20312		16/05/2013	16255	8
17/05/2013	20945		17/05/2013	18462	2
18/05/2013	16026		18/05/2013	14001	5
19/05/2013	11950		19/05/2013	10598	2
20/05/2013	18791		20/05/2013	16611	5
21/05/2013	19320		21/05/2013	16665	5
22/05/2013	19714		22/05/2013	16568	
23/05/2013	20441		23/05/2013	18167	
24/05/2013	20735		24/05/2013	16983	3
25/05/2013	15869		25/05/2013	13714	5
26/05/2013	12314		26/05/2013	10537	3
27/05/2013	18658		27/05/2013	15277	
28/05/2013	19365		28/05/2013	16547	6
29/05/2013	19791		29/05/2013	16297	1
30/05/2013	20215		30/05/2013	17732	5
31/05/2013	20876		31/05/2013	18318	5
Total	570384		Total	480235	104

Total Issued

Daily Av 18361

Daily Av 15440

445

Date	Start Site 2001	Westbound	Date	Finish Site 2002	Images Actioned
01/06/2013	12842		01/06/2013	13003	2
02/06/2013	10360		02/06/2013	11118	3
03/06/2013	16178		03/06/2013	17646	6
04/06/2013	16625		04/06/2013	18055	1
05/06/2013	16756		05/06/2013	18120	1
06/06/2013	16970		06/06/2013	18290	2
07/06/2013	17209		07/06/2013	18414	2
08/06/2013	11658		08/06/2013	12668	1
09/06/2013	9365		09/06/2013	10409	4
10/06/2013	8924		10/06/2013	9790	7
11/06/2013	16705		11/06/2013	18310	2
12/06/2013	16443		12/06/2013	17423	2
13/06/2013	17135		13/06/2013	18984	3
14/06/2013	17501		14/06/2013	19698	4
15/06/2013	13467		15/06/2013	15026	2
16/06/2013	10531		16/06/2013	11688	3
17/06/2013	16009		17/06/2013	18355	0
18/06/2013	16570		18/06/2013	18128	0
19/06/2013	16913		19/06/2013	18728	3
20/06/2013	17880		20/06/2013	19104	1
21/06/2013	18145		21/06/2013	19931	4
22/06/2013	12762		22/06/2013	13453	3
23/06/2013	10694		23/06/2013	11383	4
24/06/2013	15438		24/06/2013	15900	1
25/06/2013	16031		25/06/2013	16859	2
26/06/2013	16831		26/06/2013	17654	3
27/06/2013	17341		27/06/2013	18627	3
28/06/2013	17743		28/06/2013	19210	3
29/06/2013	13282		29/06/2013	13984	2
30/06/2013	10714		30/06/2013	11525	3
Total	445022		Total	481483	77

Total Issued

Daily Av 14903

Daily Av 16154

455

Date	Start Site 2003	Eastbound	Date	Finish Site 2004	Images Actioned
01/06/2013	15025		01/06/2013	13028	4
02/06/2013	12031		02/06/2013	10446	4
03/06/2013	18881		03/06/2013	16651	1
04/06/2013	19064		04/06/2013	15325	1
05/06/2013	19919		05/06/2013	16879	4
06/06/2013	19803		06/06/2013	16542	3
07/06/2013	20815		07/06/2013	18038	2
08/06/2013	14270		08/06/2013	12631	4
09/06/2013	10866		09/06/2013	9363	6
10/06/2013	9673		10/06/2013	8311	1
11/06/2013	19141		11/06/2013	16253	2
12/06/2013	18911		12/06/2013	16228	3
13/06/2013	20049		13/06/2013	17026	1
14/06/2013	20980		14/06/2013	17795	6
15/06/2013	16094		15/06/2013	13626	3
16/06/2013	12295		16/06/2013	10793	4
17/06/2013	18850		17/06/2013	16252	1
18/06/2013	18876		18/06/2013	15654	5
19/06/2013	19730		19/06/2013	17053	1
20/06/2013	20774		20/06/2013	16910	2
21/06/2013	20997		21/06/2013	17246	2
22/06/2013	15894		22/06/2013	13440	2
23/06/2013	12231		23/06/2013	10666	4
24/06/2013	17644		24/06/2013	14966	4
25/06/2013	18530		25/06/2013	16428	2
26/06/2013	19252		26/06/2013	16891	4
27/06/2013	20103		27/06/2013	17624	4
28/06/2013	20752		28/06/2013	18272	4
29/06/2013	15635		29/06/2013	13697	5
30/06/2013	12358		30/06/2013	11055	4
Total	519443		Total	445089	93

Total Issued

Daily Av 17394

Daily Av 14899

538

Date	Start Site 2001	Westbound	Date	Finish Site 2002	Images Actioned
01/07/2013	15963		01/07/2013	16667	3
02/07/2013	16040		02/07/2013	16633	3
03/07/2013	16326		03/07/2013	17264	0
04/07/2013	17082		04/07/2013	18597	2
05/07/2013	17240		05/07/2013	18782	
06/07/2013	12548		06/07/2013	13380	7
07/07/2013	10081		07/07/2013	10378	0
08/07/2013	15014		08/07/2013	16239	1
09/07/2013	16109		09/07/2013	17386	2
10/07/2013	16026		10/07/2013	16943	8
11/07/2013	16537		11/07/2013	17488	6
12/07/2013	16098		12/07/2013	17095	4
13/07/2013	11583		13/07/2013	12208	8
14/07/2013	9358		14/07/2013	9644	5
15/07/2013	14388		15/07/2013	14826	5
16/07/2013	15250		16/07/2013	15873	4
17/07/2013	15429		17/07/2013	16097	0
18/07/2013	15880		18/07/2013	16572	5
19/07/2013	15592		19/07/2013	16064	4
20/07/2013	11774		20/07/2013	12285	3
21/07/2013	9848		21/07/2013	10337	1
22/07/2013	15749		22/07/2013	17066	3
23/07/2013	16658		23/07/2013	17585	3
24/07/2013	16585		24/07/2013	17892	2
25/07/2013	17281		25/07/2013	18563	1
26/07/2013	17158		26/07/2013	18433	9
27/07/2013	13060		27/07/2013	13932	8
28/07/2013	10159		28/07/2013	10561	6
29/07/2013	15763		29/07/2013	16534	3
30/07/2013	16446		30/07/2013	17396	6
31/07/2013	16806		31/07/2013	18223	3
Total	459831		Total	486943	115

Total Issued

Daily Av 14796

Daily Av 15676

570

Date	Start Site 2003	Eastbound	Date	Finish Site 2004	Images Actioned
01/07/2013	18243		01/07/2013	16074	1
02/07/2013	18456		02/07/2013	15971	3
03/07/2013	18826		03/07/2013	16864	4
04/07/2013	19543		04/07/2013	17345	5
05/07/2013	20085		05/07/2013	18098	8
06/07/2013	14809		06/07/2013	12953	8
07/07/2013	11305		07/07/2013	9972	3
08/07/2013	17077		08/07/2013	15541	4
09/07/2013	18195		09/07/2013	14933	8
10/07/2013	18544		10/07/2013	16734	1
11/07/2013	18792		11/07/2013	16867	4
12/07/2013	18606		12/07/2013	16920	1
13/07/2013	13849		13/07/2013	12353	8
14/07/2013	10708		14/07/2013	9467	3
15/07/2013	16197		15/07/2013	14717	4
16/07/2013	17447		16/07/2013	15665	6
17/07/2013	17784		17/07/2013	15828	6
18/07/2013	18291		18/07/2013	16557	3
19/07/2013	18080		19/07/2013	16082	4
20/07/2013	13773		20/07/2013	12231	3
21/07/2013	11237		21/07/2013	9986	6
22/07/2013	17967		22/07/2013	16058	6
23/07/2013	19077		23/07/2013	15546	2
24/07/2013	19433		24/07/2013	17164	5
25/07/2013	19828		25/07/2013	16526	1
26/07/2013	20268		26/07/2013	17495	3
27/07/2013	15237		27/07/2013	13042	3
28/07/2013	11845		28/07/2013	10092	3
29/07/2013	14339		29/07/2013	15744	4
30/07/2013	11639		30/07/2013	16143	1
31/07/2013	11830		31/07/2013	17448	2
Total	511310		Total	466416	123

Total Issued

Daily Av 16436

Daily Av 15011

661

Date	Start Site 2001	Westbound	Date	Finish Site 2002	Images Actioned
01/08/2013	17197		01/08/2013	18690	1
02/08/2013	17191		02/08/2013	18330	1
03/08/2013	13194		03/08/2013	14082	3
04/08/2013	10389		04/08/2013	11081	5
05/08/2013	15592		05/08/2013	16439	5
06/08/2013	16075		06/08/2013	16992	4
07/08/2013	16841		07/08/2013	18012	5
08/08/2013	17005		08/08/2013	18169	4
09/08/2013	16958		09/08/2013	17939	4
10/08/2013	12823		10/08/2013	13713	6
11/08/2013	10415		11/08/2013	11123	1
12/08/2013	15252		12/08/2013	15920	0
13/08/2013	16420		13/08/2013	17928	3
14/08/2013	16935		14/08/2013	18458	1
15/08/2013	17351		15/08/2013	19015	3
16/08/2013	10983		16/08/2013	11870	
17/08/2013	12718		17/08/2013	13514	3
18/08/2013	17344		18/08/2013	18795	3
19/08/2013	15562		19/08/2013	17011	3
20/08/2013	16291		20/08/2013	17959	2
21/08/2013	16376		21/08/2013	18092	3
22/08/2013	16803		22/08/2013	17586	10
23/08/2013	16951		23/08/2013	17826	3
24/08/2013	13725		24/08/2013	14308	
25/08/2013	10561		25/08/2013	11126	4
26/08/2013	16328		26/08/2013	17212	5
27/08/2013	16665		27/08/2013	17592	4
28/08/2013	17691		28/08/2013	18643	3
29/08/2013	17658		29/08/2013	18152	1
30/08/2013	10620		30/08/2013	10974	1
31/08/2013	13268		31/08/2013	13965	8
Total	469182		Total	500516	99

Total Issued

Daily Av 15135

Daily Av 16146

669

Date	Start Site 2003	Eastbound	Date	Finish Site 2004	Images Actioned
01/08/2013	12337		01/08/2013	17980	3
02/08/2013	12455		02/08/2013	17869	3
03/08/2013	9292		03/08/2013	13997	7
04/08/2013	6851		04/08/2013	10441	3
05/08/2013	10929		05/08/2013	15833	2
06/08/2013	11527		06/08/2013	16271	1
07/08/2013	11912		07/08/2013	17218	6
08/08/2013	11820		08/08/2013	17589	1
09/08/2013	12050		09/08/2013	17012	0
10/08/2013	9213		10/08/2013	13991	5
11/08/2013	6828		11/08/2013	10785	3
12/08/2013	10779		12/08/2013	15584	4
13/08/2013	11550		13/08/2013	17196	0
14/08/2013	11879		14/08/2013	17312	3
15/08/2013	12450		15/08/2013	18439	5
16/08/2013	7337		16/08/2013	11449	2
17/08/2013	9025		17/08/2013	13950	4
18/08/2013	12671		18/08/2013	18771	3
19/08/2013	10985		19/08/2013	16446	9
20/08/2013	11427		20/08/2013	16330	2
21/08/2013	11726		21/08/2013	16673	2
22/08/2013	12079		22/08/2013	17253	2
23/08/2013	12363		23/08/2013	16457	5
24/08/2013	9470		24/08/2013	14415	
25/08/2013	6813		25/08/2013	10962	6
26/08/2013	11266		26/08/2013	16723	2
27/08/2013	11588		27/08/2013	16855	2
28/08/2013	11954		28/08/2013	17886	2
29/08/2013	12377		29/08/2013	17899	2
30/08/2013	7116		30/08/2013	10868	2
31/08/2013	9289		31/08/2013	13965	3
Total	329358		Total	484419	94

Total Issued

Daily Av 10624

Daily Av 15626

755

Date	Start Site 2001	Westbound	Date	Finish Site 2002	Images Actioned
01/09/2013	18323		01/09/2013	19251	8
02/09/2013	16239		02/09/2013	17186	5
03/09/2013	16763		03/09/2013	17725	4
04/09/2013	17493		04/09/2013	18404	2
05/09/2013	17578		05/09/2013	18185	6
06/09/2013	18356		06/09/2013	19237	5
07/09/2013	12894		07/09/2013	13504	6
08/09/2013	11067		08/09/2013	11482	4
09/09/2013	16096		09/09/2013	16956	2
10/09/2013	16789		10/09/2013	17682	4
11/09/2013	17122		11/09/2013	17952	1
12/09/2013	18499		12/09/2013	18886	3
13/09/2013	18258		13/09/2013	19040	3
14/09/2013	12836		14/09/2013	13625	6
15/09/2013	10825		15/09/2013	11044	6
16/09/2013	15790		16/09/2013	16214	3
17/09/2013	16358		17/09/2013	16584	4
18/09/2013	16766		18/09/2013	17492	3
19/09/2013	17869		19/09/2013	18716	1
20/09/2013	18056		20/09/2013	18721	4
21/09/2013	12995		21/09/2013	13468	8
22/09/2013	10753		22/09/2013	10866	3
23/09/2013	16919		23/09/2013	17567	3
24/09/2013	17004		24/09/2013	17816	5
25/09/2013	17975		25/09/2013	18503	3
26/09/2013	18165		26/09/2013	18836	1
27/09/2013	18409		27/09/2013	15650	4
28/09/2013	12075		28/09/2013	12652	6
29/09/2013	9959		29/09/2013	10465	3
30/09/2013	9798		30/09/2013	10187	6
Total	468029		Total	483896	122

Total Issued

Daily Av 15601

Daily Av 16130

791

Date	Start Site 2003	Eastbound	Date	Finish Site 2004	Images Actioned
01/09/2013	13065		01/09/2013	19447	5
02/09/2013	11072		02/09/2013	16788	2
03/09/2013	11905		03/09/2013	17480	4
04/09/2013	11977		04/09/2013	18144	8
05/09/2013	12276		05/09/2013	17684	3
06/09/2013	12779		06/09/2013	18604	2
07/09/2013	8777		07/09/2013	13458	4
08/09/2013	7129		08/09/2013	11318	3
09/09/2013	11259		09/09/2013	16781	4
10/09/2013	11782		10/09/2013	17432	5
11/09/2013	11734		11/09/2013	17533	3
12/09/2013	12757		12/09/2013	18343	3
13/09/2013	15333		13/09/2013	18620	2
14/09/2013	14188		14/09/2013	13678	4
15/09/2013	11250		15/09/2013	10930	3
16/09/2013	17000		16/09/2013	15776	1
17/09/2013	17825		17/09/2013	16361	5
18/09/2013	18762		18/09/2013	17500	6
19/09/2013	19111		19/09/2013	17942	4
20/09/2013	20344		20/09/2013	18797	7
21/09/2013	14126		21/09/2013	13603	6
22/09/2013	11593		22/09/2013	10720	2
23/09/2013	18133		23/09/2013	17384	2
24/09/2013	19138		24/09/2013	17869	3
25/09/2013	19119		25/09/2013	17911	2
26/09/2013	19698		26/09/2013	18245	6
27/09/2013	20297		27/09/2013	19301	3
28/09/2013	13053		28/09/2013	12652	7
29/09/2013	10863		29/09/2013	10545	1
30/09/2013	10002		30/09/2013	9612	5
Total	426347		Total	480458	115

Total Issued

Daily Av 14212

Daily Av 16015

870

Date	Start Site 2001	Westbound	Date	Finish Site 2002	Images Actioned
01/10/2013	16407		01/10/2013	16773	3
02/10/2013	16811		02/10/2013	17635	7
03/10/2013	17116		03/10/2013	17888	2
04/10/2013	16716		04/10/2013	17497	3
05/10/2013	11087		05/10/2013	11186	3
06/10/2013	9065		06/10/2013	9244	1
07/10/2013	9037		07/10/2013	9281	5
08/10/2013	16725		08/10/2013	17290	2
09/10/2013	16850		09/10/2013	17425	4
10/10/2013	17421		10/10/2013	17874	2
11/10/2013	18052		11/10/2013	18697	2
12/10/2013	13367		12/10/2013	13866	1
13/10/2013	10841		13/10/2013	11194	3
14/10/2013	17171		14/10/2013	17673	1
15/10/2013	17539		15/10/2013	18168	2
16/10/2013	17782		16/10/2013	17985	2
17/10/2013	17940		17/10/2013	17168	1
18/10/2013	18658		18/10/2013	34640	8
19/10/2013	13587		19/10/2013	13963	7
20/10/2013	10824		20/10/2013	10918	6
21/10/2013	16825		21/10/2013	17510	2
22/10/2013	16930		22/10/2013	17230	12
23/10/2013	17943		23/10/2013	18190	4
24/10/2013	18624		24/10/2013	19202	2
25/10/2013	18583		25/10/2013	19210	3
26/10/2013	13288		26/10/2013	15533	1
27/10/2013	11191		27/10/2013	11451	8
28/10/2013	16569		28/10/2013	17095	7
29/10/2013	17629		29/10/2013	17916	4
30/10/2013	17900		30/10/2013	18399	6
31/10/2013	18540		31/10/2013	18989	3
Total	487018		Total	517090	117

Total Issued

Daily Av 15687

Daily Av 16677

908

Date	Start Site 2003	Eastbound	Date	Finish Site 2004	Images Actioned
01/10/2013	17146		01/10/2013	16354	5
02/10/2013	17997		02/10/2013	17743	6
03/10/2013	18328		03/10/2013	18034	7
04/10/2013	18577		04/10/2013	18311	6
05/10/2013	12490		05/10/2013	12063	1
06/10/2013	9742		06/10/2013	9448	4
07/10/2013	8932		07/10/2013	8701	2
08/10/2013	17324		08/10/2013	16500	1
09/10/2013	17946		09/10/2013	17772	5
10/10/2013	18398		10/10/2013	17728	3
11/10/2013	19388		11/10/2013	19082	5
12/10/2013	14389		12/10/2013	13655	2
13/10/2013	11013		13/10/2013	10802	5
14/10/2013	18556		14/10/2013	17345	1
15/10/2013	18949		15/10/2013	18036	6
16/10/2013	19582		16/10/2013	18416	2
17/10/2013	19327		17/10/2013	18178	6
18/10/2013	20512		18/10/2013	19414	2
19/10/2013	14734		19/10/2013	14214	6
20/10/2013	12080		20/10/2013	11046	5
21/10/2013	18094		21/10/2013	16857	5
22/10/2013	18530		22/10/2013	17210	6
23/10/2013	19046		23/10/2013	17381	4
24/10/2013	20271		24/10/2013	19249	
25/10/2013	20561		25/10/2013	19332	5
26/10/2013	15140		26/10/2013	14266	7
27/10/2013	11695		27/10/2013	11079	12
28/10/2013	18718		28/10/2013	17364	6
29/10/2013	18953		29/10/2013	17477	5
30/10/2013	19869		30/10/2013	18451	4
31/10/2013	20478		31/10/2013	19083	6
Total	526765		Total	500591	140

Total Issued

Daily Av 16987

Daily Av 16141

1010

Date	Start Site 2001	Westbound	Date	Finish Site 2002	Images Actioned
01/11/2013	18258		01/11/2013	18919	4
02/11/2013	13580		02/11/2013	13666	2
03/11/2013	10899		03/11/2013	11310	5
04/11/2013	17302		04/11/2013	17949	4
05/11/2013	16677		05/11/2013	17259	2
06/11/2013	18149		06/11/2013	18457	4
07/11/2013	18737		07/11/2013	19095	4
08/11/2013	18931		08/11/2013	19134	7
09/11/2013	14240		09/11/2013	14525	3
10/11/2013	10421		10/11/2013	10669	8
11/11/2013	15625		11/11/2013	15932	5
12/11/2013	17320		12/11/2013	17756	5
13/11/2013	17271		13/11/2013	18003	1
14/11/2013	18416		14/11/2013	18950	4
15/11/2013	11431		15/11/2013	11683	7
16/11/2013	13256		16/11/2013	13531	5
17/11/2013	18881		17/11/2013	19130	11
18/11/2013	20562		18/11/2013	19138	6
19/11/2013	18532		19/11/2013	18919	4
20/11/2013	18538		20/11/2013	18916	8
21/11/2013	18409		21/11/2013	18644	7
22/11/2013	19098		22/11/2013	19570	5
23/11/2013	N/A		23/11/2013	N/A	4
24/11/2013	11844		24/11/2013	12158	2
25/11/2013			25/11/2013	17642	1
26/11/2013			26/11/2013	18826	
27/11/2013			27/11/2013		
28/11/2013			28/11/2013		
29/11/2013	18265		29/11/2013	14355	2
30/11/2013	13820		30/11/2013	13474	4
Total	408462		Total	447610	124

Total Issued

Daily Av 16259

Daily Av 16488

1032

Date	Start Site 2003	Westbound	Date	Finish Site 2004	Images Actioned
01/11/2013	21053		01/11/2013	19709	3
02/11/2013	14154		02/11/2013	13002	3
03/11/2013	11858		03/11/2013	11294	5
04/11/2013	18709		04/11/2013	16977	2
05/11/2013	18233		05/11/2013	16875	2
06/11/2013	19760		06/11/2013	18267	2
07/11/2013	20456		07/11/2013	18935	5
08/11/2013	20080		08/11/2013	18410	7
09/11/2013	15674		09/11/2013	14723	1
10/11/2013	10969		10/11/2013	10148	5
11/11/2013	16890		11/11/2013	3816	0
12/11/2013	19150		12/11/2013	17756	6
13/11/2013	19241		13/11/2013	17504	6
14/11/2013	20407		14/11/2013	18874	1
15/11/2013	11858		15/11/2013	11200	3
16/11/2013	14975		16/11/2013	14010	4
17/11/2013	11858		17/11/2013	11200	5
18/11/2013	19286		18/11/2013	17760	2
19/11/2013	20075		19/11/2013	18320	3
20/11/2013	20131		20/11/2013	18681	3
21/11/2013	20711		21/11/2013	19196	6
22/11/2013	21842		22/11/2013	20034	7
23/11/2013	15703		23/11/2013	14933	2
24/11/2013	12550		24/11/2013	11798	3
25/11/2013	17642		25/11/2013	19162	1
26/11/2013	18826		26/11/2013	19611	
27/11/2013			27/11/2013		
28/11/2013			28/11/2013		
29/11/2013	15382		29/11/2013	19312	3
30/11/2013	13593		30/11/2013	12987	0
Total	481066		Total	444494	90

Total Issued

Daily Av

17181

Daily Av

15875

1100

Date	Start Site 2001	Westbound	Date	Finish Site 2002	Images Actioned
01/12/2013	11149		01/12/2013		4
02/12/2013	17184		02/12/2013	14219	1
03/12/2013	179303		03/12/2013	9126	3
04/12/2013	18297		04/12/2013	7517	3
05/12/2013	18393		05/12/2013	7575	3
06/12/2013	19380		06/12/2013	8127	4
07/12/2013	14151		07/12/2013	5119	3
08/12/2013	11303		08/12/2013	4116	2
09/12/2013	16456		09/12/2013	6929	1
10/12/2013	17521		10/12/2013	7430	2
11/12/2013	17735		11/12/2013	7552	2
12/12/2013	18805		12/12/2013	7950	1
13/12/2013	18672		13/12/2013	7864	3
14/12/2013	13743		14/12/2013	5085	6
15/12/2013	11392		15/12/2013	4083	1
16/12/2013	16810		16/12/2013	6887	6
17/12/2013	17695		17/12/2013	7338	2
18/12/2013	18243		18/12/2013	7782	2
19/12/2013	18819		19/12/2013	7866	1
20/12/2013	18803		20/12/2013	7751	7
21/12/2013	13192		21/12/2013	4773	5
22/12/2013	10753		22/12/2013	3815	1
23/12/2013	15362		23/12/2013	6198	2
24/12/2013	13556		24/12/2013	5260	4
25/12/2013	5326		25/12/2013	1404	2
26/12/2013	7993		26/12/2013	2775	3
27/12/2013	9851		27/12/2013	3448	2
28/12/2013	8566		28/12/2013	2824	1
29/12/2013	7691		29/12/2013	2549	0
30/12/2013	10508		30/12/2013	3799	6
31/12/2013	9725		31/12/2013	3411	1
Total	606377		Total	180572	84

Total Issued

Daily Av 19841

Daily Av 6019

1116

Date	Start Site 2003	Westbound	Date	Finish Site 2004	Images Actioned
01/12/2013	12020		01/12/2013	11566	0
02/12/2013	19228		02/12/2013	17678	0
03/12/2013	20089		03/12/2013	18626	0
04/12/2013	20124		04/12/2013	18902	0
05/12/2013	20105		05/12/2013	18617	0
06/12/2013	21237		06/12/2013	19665	0
07/12/2013	15379		07/12/2013	14236	0
08/12/2013	12242		08/12/2013	11368	0
09/12/2013	17807		09/12/2013	16568	0
10/12/2013	19103		10/12/2013	17695	3
11/12/2013	19219		11/12/2013	18045	4
12/12/2013	20220		12/12/2013	18801	4
13/12/2013	20815		13/12/2013	19253	2
14/12/2013	15237		14/12/2013	14101	5
15/12/2013	12372		15/12/2013	11400	2
16/12/2013	18366		16/12/2013	17087	4
17/12/2013	18350		17/12/2013	16759	4
18/12/2013	19575		18/12/2013	18166	9
19/12/2013	20399		19/12/2013	18828	1
20/12/2013	20730		20/12/2013	19126	
21/12/2013	14679		21/12/2013	13546	7
22/12/2013	12108		22/12/2013	11082	7
23/12/2013	17295		23/12/2013	15828	4
24/12/2013	15524		24/12/2013	14264	3
25/12/2013	6159		25/12/2013	5408	7
26/12/2013	9064		26/12/2013	8297	2
27/12/2013	10879		27/12/2013	10130	4
28/12/2013	9412		28/12/2013	8802	5
29/12/2013	8464		29/12/2013	7898	1
30/12/2013	11274		30/12/2013	10506	4
31/12/2013	10815		31/12/2013	10022	1
Total	488290		Total	452270	83

Total Issued

Daily Av 15876

Daily Av 14690

1183

Date	Start Site 2001	Westbound	Date	Finish Site 2002
28/02/2012	5122		28/02/2012	5295
29/02/2012	11364		29/02/2012	12293
Total	16486		Total	17588

Images Actioned

Daily Av

8243

Daily Av

8794

19

Date	Start Site 2003	Eastbound	Date	Finish Site 2004
01/02/2012	17683		01/02/2012	16626
02/02/2012	17957		02/02/2012	17010
03/02/2012	18207		03/02/2012	17250
04/02/2012	13839		04/02/2012	13311
05/02/2012	11522		05/02/2012	10658
06/02/2012	17912		06/02/2012	16521
07/02/2012	18544		07/02/2012	17174
08/02/2012	19786		08/02/2012	17786
09/02/2012	20451		09/02/2012	18422
10/02/2012	20661		10/02/2012	19616
11/02/2012	15237		11/02/2012	14015
12/02/2012	12256		12/02/2012	11187
13/02/2012	19034		13/02/2012	17357
14/02/2012	19940		14/02/2012	18032
15/02/2012	19869		15/02/2012	17957
16/02/2012	20230		16/02/2012	18459
17/02/2012	21030		17/02/2012	19119
18/02/2012	15796		18/02/2012	14552
19/02/2012	11795		19/02/2012	10785
20/02/2012	18189		20/02/2012	16254
21/02/2012	19718		21/02/2012	17890
22/02/2012	19783		22/02/2012	17618
23/02/2012	20566		23/02/2012	18916
24/02/2012	20574		24/02/2012	18593
25/02/2012	14963		25/02/2012	13881
26/02/2012	11595		26/02/2012	10469
27/02/2012	18355		27/02/2012	16380
28/02/2012	7297		28/02/2012	6178
29/02/2012	11325		29/02/2012	9121
Total	494114		Total	451137

Images Actioned

Daily Av

17038

Daily Av

15556

29

Date	Start Site 2001	Westbound	Date	Finish Site 2002	Images Actioned
01/03/2012	16637		01/03/2012	17018	5
02/03/2012	17767		02/03/2012	17947	14
03/03/2012	13094		03/03/2012	13183	11
04/03/2012	9929		04/03/2012	10002	2
05/03/2012	17188		05/03/2012	17438	6
06/03/2012	16987		06/03/2012	17232	10
07/03/2012	17785		07/03/2012	18116	8
08/03/2012	17911		08/03/2012	18166	12
09/03/2012	18170		09/03/2012	18427	10
10/03/2012	12786		10/03/2012	13047	13
11/03/2012	9962		11/03/2012	10272	8
12/03/2012	8594		12/03/2012	10686	8
13/03/2012	13327		13/03/2012	18301	5
14/03/2012	15351		14/03/2012	18528	12
15/03/2012	18631		15/03/2012	19123	11
16/03/2012	18768		16/03/2012	19151	18
17/03/2012	13972		17/03/2012	14270	13
18/03/2012	11033		18/03/2012	11079	7
19/03/2012	16781		19/03/2012	17125	9
20/03/2012	17249		20/03/2012	17671	8
21/03/2012	17783		21/03/2012	18348	9
22/03/2012	17287		22/03/2012	18117	12
23/03/2012	19118		23/03/2012	19749	4
24/03/2012	14115		24/03/2012	14500	11
25/03/2012	11670		25/03/2012	12187	15
26/03/2012	17520		26/03/2012	18093	7
27/03/2012	17238		27/03/2012	17661	9
28/03/2012	17400		28/03/2012	17583	7
29/03/2012	18516		29/03/2012	19232	8
30/03/2012	19414		30/03/2012	20089	9
31/03/2012	14822		31/03/2012	15297	15
Total	486805		Total	507638	296

Total Issued

Daily Av 15703

Daily Av 16375

315

Date	Start Site 2003	Eastbound	Date	Finish Site 2004	Images Actioned
01/03/2012	18678		01/03/2012	16471	9
02/03/2012	19777		02/03/2012	17822	5
03/03/2012	14423		03/03/2012	12909	8
04/03/2012	11000		04/03/2012	9862	6
05/03/2012	18748		05/03/2012	16997	10
06/03/2012	19211		06/03/2012	17088	7
07/03/2012	19786		07/03/2012	17421	6
08/03/2012	20540		08/03/2012	18194	14
09/03/2012	21045		09/03/2012	19185	11
10/03/2012	14223		10/03/2012	13227	9
11/03/2012	10845		11/03/2012	9994	18
12/03/2012	10316		12/03/2012	9566	7
13/03/2012	19306		13/03/2012	17444	6
14/03/2012	20055		14/03/2012	18139	16
15/03/2012	20555		15/03/2012	18536	9
16/03/2012	20651		16/03/2012	18563	10
17/03/2012	15329		17/03/2012	13751	15
18/03/2012	11616		18/03/2012	10490	9
19/03/2012	18906		19/03/2012	16787	10
20/03/2012	19381		20/03/2012	17529	8
21/03/2012	19658		21/03/2012	17788	8
22/03/2012	20279		22/03/2012	18156	6
23/03/2012	20720		23/03/2012	18768	9
24/03/2012	15679		24/03/2012	14473	15
25/03/2012	12399		25/03/2012	11164	13
26/03/2012	18724		26/03/2012	16943	7
27/03/2012	19270		27/03/2012	17105	4
28/03/2012	19787		28/03/2012	17297	13
29/03/2012	20497		29/03/2012	18479	6
30/03/2012	21404		30/03/2012	19580	7
31/03/2012	16113		31/03/2012	14520	9
Total	548921		Total	494248	290

Total Issued

Daily Av

17707

Daily Av

15943

319

Date	Start Site 2001	Westbound	Date	Finish Site 2002	Images Actioned
01/04/2012	11669		01/04/2012	11800	11
02/04/2012	17151		02/04/2012	17935	6
03/04/2012	17405		03/04/2012	17950	7
04/04/2012	18676		04/04/2012	19303	8
05/04/2012	18415		05/04/2012	18723	9
06/04/2012	6342		06/04/2012	6530	3
07/04/2012	11563		07/04/2012	12152	5
08/04/2012	8231		08/04/2012	8512	9
09/04/2012	9817		09/04/2012	10143	7
10/04/2012	17540		10/04/2012	18284	6
11/04/2012	17582		11/04/2012	18578	3
12/04/2012	18504		12/04/2012	19292	7
13/04/2012	18581		13/04/2012	19214	5
14/04/2012	13660		14/04/2012	13829	3
15/04/2012	11547		15/04/2012	11887	10
16/04/2012	16249		16/04/2012	16838	4
17/04/2012	16945		17/04/2012	17534	7
18/04/2012	16809		18/04/2012	17226	4
19/04/2012	16945		19/04/2012	17525	11
20/04/2012	17516		20/04/2012	17847	7
21/04/2012	13196		21/04/2012	13187	8
22/04/2012	11248		22/04/2012	10160	7
23/04/2012	15631		23/04/2012	16151	8
24/04/2012	16286		24/04/2012	16650	3
25/04/2012	8180		25/04/2012	8439	6
26/04/2012	17351		26/04/2012	17911	6
27/04/2012	17529		27/04/2012	18329	2
28/04/2012	13092		28/04/2012	13636	11
29/04/2012	11173		29/04/2012	11591	5
30/04/2012	16875		30/04/2012	17274	13
Total	441708		Total	454430	201

Total Issued

Daily Av 14724

Daily Av 15148

516

Date	Start Site 2003	Eastbound	Date	Finish Site 2004	Images Actioned
01/04/2012	12108		01/04/2012	10952	9
02/04/2012	18933		02/04/2012	17306	7
03/04/2012	19366		03/04/2012	17409	6
04/04/2012	20089		04/04/2012	18262	2
05/04/2012	21895		05/04/2012	19724	7
06/04/2012	7608		06/04/2012	6931	5
07/04/2012	12573		07/04/2012	11782	6
08/04/2012	8869		08/04/2012	7957	4
09/04/2012	9629		09/04/2012	8959	6
10/04/2012	18661		10/04/2012	17196	4
11/04/2012	19496		11/04/2012	17800	6
12/04/2012	20187		12/04/2012	18436	5
13/04/2012	20369		13/04/2012	18687	8
14/04/2012	15224		14/04/2012	13655	9
15/04/2012	12105		15/04/2012	11042	4
16/04/2012	17109		16/04/2012	16431	6
17/04/2012	17686		17/04/2012	16604	8
18/04/2012	18499		18/04/2012	16921	6
19/04/2012	18603		19/04/2012	17221	4
20/04/2012	19028		20/04/2012	17552	7
21/04/2012	13975		21/04/2012	12755	6
22/04/2012	10371		22/04/2012	10473	9
23/04/2012	17074		23/04/2012	15768	4
24/04/2012	18173		24/04/2012	16554	8
25/04/2012	9082		25/04/2012	8120	5
26/04/2012	18253		26/04/2012	16780	3
27/04/2012	18876		27/04/2012	17615	4
28/04/2012	14510		28/04/2012	13319	7
29/04/2012	11456		29/04/2012	10475	6
30/04/2012	18502		30/04/2012	15836	6
Total	478309		Total	438522	177

Total Issued

Daily Av 15944

Daily Av 14617

496

Date	Start Site 2001	Westbound	Date	Finish Site 2002	Images Actioned
01/05/2012	17329		01/05/2012	17950	7
02/05/2012	12904		02/05/2012	17615	4
03/05/2012	13538		03/05/2012	18937	3
04/05/2012	13615		04/05/2012	18980	2
05/05/2012	11342		05/05/2012	14921	2
06/05/2012	8876		06/05/2012	11320	6
07/05/2012	12173		07/05/2012	16518	2
08/05/2012	12884		08/05/2012	17869	4
09/05/2012	12862		09/05/2012	18104	4
10/05/2012	13341		10/05/2012	18815	3
11/05/2012	13606		11/05/2012	19039	2
12/05/2012	11468		12/05/2012	14955	5
13/05/2012	8783		13/05/2012	10886	3
14/05/2012	12335		14/05/2012	17222	1
15/05/2012	12672		15/05/2012	17689	4
16/05/2012	12576		16/05/2012	17604	4
17/05/2012	13034		17/05/2012	18228	4
18/05/2012	13867		18/05/2012	19306	1
19/05/2012	10843		19/05/2012	14033	2
20/05/2012	8874		20/05/2012	11264	9
21/05/2012	12010		21/05/2012	16838	4
22/05/2012	12687		22/05/2012	17649	1
23/05/2012	12791		23/05/2012	17940	0
24/05/2012	15697		24/05/2012	17641	2
25/05/2012	17450		25/05/2012	18030	3
26/05/2012	13648		26/05/2012	14130	4
27/05/2012	10775		27/05/2012	11175	4
28/05/2012	16170		28/05/2012	16977	2
29/05/2012	16140		29/05/2012	17266	5
30/05/2012	16948		30/05/2012	17791	7
31/05/2012	17481		31/05/2012	18573	1
Total	408719		Total	515265	105

Total Issued

Daily Av 13046

Daily Av 16577

621

Date	Start Site 2003	Eastbound	Date	Finish Site 2004	Images Actioned
01/05/2012	18998		01/05/2012	16510	6
02/05/2012	19179		02/05/2012	16897	7
03/05/2012	20015		03/05/2012	17830	6
04/05/2012	19886		04/05/2012	17187	4
05/05/2012	15693		05/05/2012	13433	10
06/05/2012	11808		06/05/2012	10442	6
07/05/2012	18082		07/05/2012	14948	8
08/05/2012	18731		08/05/2012	15690	4
09/05/2012	19027		09/05/2012	16634	5
10/05/2012	19772		10/05/2012	17478	6
11/05/2012	20244		11/05/2012	18134	7
12/05/2012	16337		12/05/2012	13953	3
13/05/2012	11382		13/05/2012	9713	2
14/05/2012	17682		14/05/2012	15198	0
15/05/2012	18480		15/05/2012	15712	2
16/05/2012	18713		16/05/2012	15890	3
17/05/2012	19355		17/05/2012	16454	0
18/05/2012	20419		18/05/2012	17167	4
19/05/2012	14950		19/05/2012	12616	5
20/05/2012	11752		20/05/2012	10236	6
21/05/2012	17837		21/05/2012	15594	1
22/05/2012	18305		22/05/2012	19802	7
23/05/2012		Data Files not available	23/05/2012		
24/05/2012	19301		24/05/2012	10410	2
25/05/2012	19747		25/05/2012	19305	3
26/05/2012	14971		26/05/2012	15238	4
27/05/2012	11524		27/05/2012	11709	4
28/05/2012	17549		28/05/2012	17792	4
29/05/2012	18155		29/05/2012	18103	2
30/05/2012	18902		30/05/2012	19045	2
31/05/2012	19537		31/05/2012	19746	3
Total	526333		Total	468866	126

Total Issued

Daily Av 17494

Daily Av 15598

622

Date	Start Site 2001	Westbound	Date	Finish Site 2002	Images Actioned
01/06/2012	17499		01/06/2012	18104	7
02/06/2012	12838		02/06/2012	13064	5
03/06/2012	10317		03/06/2012	10557	3
04/06/2012	15757		04/06/2012	16552	1
05/06/2012	15928		05/06/2012	16477	4
06/06/2012	16795		06/06/2012	17611	12
07/06/2012	17448		07/06/2012	18273	2
08/06/2012	17942		08/06/2012	18823	9
09/06/2012	12256		09/06/2012	12736	4
10/06/2012	9630		10/06/2012	10044	4
11/06/2012	8885		11/06/2012	9195	1
12/06/2012	16409		12/06/2012	17133	7
13/06/2012	16686		13/06/2012	17351	4
14/06/2012	16874		14/06/2012	17408	1
15/06/2012	17903		15/06/2012	18730	7
16/06/2012	13319		16/06/2012	13666	7
17/06/2012	10462		17/06/2012	10822	2
18/06/2012	16027		18/06/2012	17035	1
19/06/2012	16670		19/06/2012	17545	6
20/06/2012	16709		20/06/2012	17518	9
21/06/2012	17862		21/06/2012	18668	5
22/06/2012	17603		22/06/2012	18150	2
23/06/2012	14604		23/06/2012	15174	3
24/06/2012	11327		24/06/2012	11685	3
25/06/2012	16024		25/06/2012	16740	5
26/06/2012	16398		26/06/2012	16838	1
27/06/2012	16909		27/06/2012	17388	7
28/06/2012	17414		28/06/2012	18232	7
29/06/2012	17662		29/06/2012	18199	8
30/06/2012	13919		30/06/2012	14305	3
Total	456076		Total	474023	140

Total Issued

Daily Av 15123

Daily Av 15721

761

Date	Start Site 2003	Eastbound	Date	Finish Site 2004	Images Actioned
01/06/2012	19827		01/06/2012	20062	2
02/06/2012	14284		02/06/2012	13310	6
03/06/2012	11287		03/06/2012	10561	4
04/06/2012	17712		04/06/2012	17818	3
05/06/2012	17936		05/06/2012	17520	2
06/06/2012	18695		06/06/2012	18834	4
07/06/2012	19197		07/06/2012	19633	2
08/06/2012	19841		08/06/2012	20256	5
09/06/2012	13494		09/06/2012	14927	1
10/06/2012	10389		10/06/2012	10680	2
11/06/2012	9047		11/06/2012	8929	5
12/06/2012	18179		12/06/2012	18074	5
13/06/2012	18558		13/06/2012	18441	3
14/06/2012	14589		14/06/2012	18598	1
15/06/2012	12567		15/06/2012	19764	1
16/06/2012	9257		16/06/2012	14704	6
17/06/2012	7005		17/06/2012	11801	4
18/06/2012	11181		18/06/2012	18029	2
19/06/2012	11703		19/06/2012	18386	5
20/06/2012	16284		20/06/2012	19331	5
21/06/2012	19597		21/06/2012	20783	2
22/06/2012	20038		22/06/2012	20884	7
23/06/2012	15380		23/06/2012	15991	5
24/06/2012	11835		24/06/2012	12013	4
25/06/2012	17692		25/06/2012	18368	8
26/06/2012	18817		26/06/2012	19494	9
27/06/2012	18983		27/06/2012	19306	4
28/06/2012	19315		28/06/2012	19191	2
29/06/2012	19681		29/06/2012	20033	4
30/06/2012	15348		30/06/2012	15916	5
Total	467718		Total	511637	118

Total Issued

Daily Av 15445

Daily Av 16951

740

Date	Start Site 2001	Westbound	Date	Finish Site 2002	Images Actioned
01/07/2012	10352		01/07/2012	10600	7
02/07/2012	15762		02/07/2012	16504	5
03/07/2012	12256		03/07/2012	17185	4
04/07/2012	12434		04/07/2012	17508	3
05/07/2012	12745		05/07/2012	17765	6
06/07/2012	16459		06/07/2012	18280	5
07/07/2012	12628		07/07/2012	13054	11
08/07/2012	10320		08/07/2012	10701	8
09/07/2012	14953		09/07/2012	15772	5
10/07/2012	15259		10/07/2012	15622	4
11/07/2012	16063		11/07/2012	16731	2
12/07/2012	16069		12/07/2012	16509	4
13/07/2012	16134		13/07/2012	16960	5
14/07/2012	11878		14/07/2012	12240	7
15/07/2012	10028		15/07/2012	10386	4
16/07/2012	14717		16/07/2012	15275	4
17/07/2012	13583		17/07/2012	16359	8
18/07/2012	12087		18/07/2012	16700	1
19/07/2012	12538		19/07/2012	17702	1
20/07/2012	12764		20/07/2012	18006	3
21/07/2012	10318		21/07/2012	13485	2
22/07/2012	8413		22/07/2012	10665	5
23/07/2012	12115		23/07/2012	16845	1
24/07/2012	12422		24/07/2012	17276	3
25/07/2012	12566		25/07/2012	17583	5
26/07/2012	12881		26/07/2012	17718	2
27/07/2012	12911		27/07/2012	18080	3
28/07/2012	10124		28/07/2012	13212	5
29/07/2012	8368		29/07/2012	10612	4
30/07/2012	11805		30/07/2012	16480	3
31/07/2012	12426		31/07/2012	17257	2
Total	393378		Total	479072	132

Total Issued

Daily Av 12768

Daily Av 15616

893

Date	Start Site 2003	Eastbound	Date	Finish Site 2004	Images Actioned
01/07/2012	11105		01/07/2012	11631	8
02/07/2012	16937		02/07/2012	17281	3
03/07/2012	17502		03/07/2012	17998	7
04/07/2012	17838		04/07/2012	18915	6
05/07/2012	18580		05/07/2012	19826	5
06/07/2012	18780		06/07/2012	19927	2
07/07/2012	13822		07/07/2012	14639	3
08/07/2012	10320		08/07/2012	10701	8
09/07/2012	16077		09/07/2012	17426	8
10/07/2012	16652		10/07/2012	18037	4
11/07/2012	17306		11/07/2012	17870	7
12/07/2012	17524		12/07/2012	17361	8
13/07/2012	17778		13/07/2012	17213	10
14/07/2012	13337		14/07/2012	13592	10
15/07/2012	10627		15/07/2012	11307	3
16/07/2012	15925		16/07/2012	16681	5
17/07/2012	16723		17/07/2012	16044	8
18/07/2012	17071		18/07/2012	14623	5
19/07/2012	17924		19/07/2012	15130	3
20/07/2012	18408		20/07/2012	15457	3
21/07/2012	13524		21/07/2012	11770	6
22/07/2012	11084		22/07/2012	9438	5
23/07/2012	17282		23/07/2012	14252	1
24/07/2012	18123		24/07/2012	14728	4
25/07/2012	18631		25/07/2012	15604	9
26/07/2012	19342		26/07/2012	15838	4
27/07/2012	19397		27/07/2012	15958	5
28/07/2012	14288		28/07/2012	10848	9
29/07/2012	10941		29/07/2012	9498	4
30/07/2012	17291		30/07/2012	14087	0
31/07/2012	18138		31/07/2012	14335	0
Total	498277		Total	468015	163

Total Issued

Daily Av 16239

Daily Av 15213

903

Date	Start Site 2001	Westbound	Date	Finish Site 2002	Images Actioned
01/08/2012	12427		01/08/2012	17400	0
02/08/2012	13228		02/08/2012	18178	3
03/08/2012	13091		03/08/2012	18434	3
04/08/2012	10706		04/08/2012	13866	0
05/08/2012	8531		05/08/2012	10968	1
06/08/2012	11814		06/08/2012	16648	1
07/08/2012	14116		07/08/2012	17238	1
08/08/2012	16801		08/08/2012	17616	6
09/08/2012	17030		09/08/2012	18134	2
10/08/2012	17290		10/08/2012	18409	6
11/08/2012	13071		11/08/2012	13646	9
12/08/2012	10445		12/08/2012	11014	3
13/08/2012	15787		13/08/2012	16684	5
14/08/2012	16318		14/08/2012	17033	10
15/08/2012	16780		15/08/2012	17376	15
16/08/2012	17321		16/08/2012	18077	4
17/08/2012	16839		17/08/2012	17522	1
18/08/2012	13368		18/08/2012	14096	7
19/08/2012	11014		19/08/2012	11529	8
20/08/2012	15616		20/08/2012	16780	9
21/08/2012	18263		21/08/2012	15517	4
22/08/2012	17065		22/08/2012	17785	11
23/08/2012	16562		23/08/2012	17022	6
24/08/2012	17169		24/08/2012	17996	3
25/08/2012	13370		25/08/2012	14108	4
26/08/2012	10810		26/08/2012	11389	4
27/08/2012	16022		27/08/2012	16848	6
28/08/2012	15192		28/08/2012	17251	4
29/08/2012	16494		29/08/2012	17234	4
30/08/2012	17177		30/08/2012	17978	3
31/08/2012	17728		31/08/2012	18506	6
Total	457445		Total	502282	149

Total Issued

Daily Av 14756

Daily Av 16203

1042

Date	Start Site 2003	Eastbound	Date	Finish Site 2004	Images Actioned
01/08/2012	18454		01/08/2012	15088	3
02/08/2012	19174		02/08/2012	15511	4
03/08/2012	19616		03/08/2012	15965	5
04/08/2012	15005		04/08/2012	12311	2
05/08/2012	11336		05/08/2012	9527	3
06/08/2012	17327		06/08/2012	13970	2
07/08/2012	18149		07/08/2012	15198	0
08/08/2012	18148		08/08/2012	14997	3
09/08/2012	18881		09/08/2012	15423	6
10/08/2012	19396		10/08/2012	16028	3
11/08/2012	14612		11/08/2012	11971	4
12/08/2012	11143		12/08/2012	9441	6
13/08/2012	17630		13/08/2012	14530	6
14/08/2012	18253		14/08/2012	15088	6
15/08/2012	18583		15/08/2012	15492	9
16/08/2012	18909		16/08/2012	15741	3
17/08/2012	19206		17/08/2012	13752	4
18/08/2012	15001		18/08/2012	12680	1
19/08/2012	11973		19/08/2012	10250	7
20/08/2012	17520		20/08/2012	14495	4
21/08/2012	16426		21/08/2012	17454	8
22/08/2012	18916		22/08/2012	16421	5
23/08/2012	18813		23/08/2012	15957	6
24/08/2012	19407		24/08/2012	15373	2
25/08/2012	14835		25/08/2012	12897	4
26/08/2012	11462		26/08/2012	10238	5
27/08/2012	17442		27/08/2012	15208	8
28/08/2012	18478		28/08/2012	15294	6
29/08/2012	18510		29/08/2012	15460	8
30/08/2012	19273		30/08/2012	15965	9
31/08/2012	19862		31/08/2012	16553	6
Total	531740		Total	444278	148

Total Issued

Daily Av 17153

Daily Av 14332

1051

Date	Start Site 2001	Westbound	Date	Finish Site 2002	Images Actioned
01/09/2012	13434		01/09/2012	14076	2
02/09/2012	10395		02/09/2012	10928	8
03/09/2012	15770		03/09/2012	16817	1
04/09/2012	16231		04/09/2012	17252	4
05/09/2012	16787		05/09/2012	17779	2
06/09/2012	17523		06/09/2012	18033	4
07/09/2012	17040		07/09/2012	17781	2
08/09/2012	13316		08/09/2012	14019	5
09/09/2012	10808		09/09/2012	11398	6
10/09/2012	15806		10/09/2012	16704	6
11/09/2012	16321		11/09/2012	17146	7
12/09/2012	16305		12/09/2012	17229	6
13/09/2012	16883		13/09/2012	17411	5
14/09/2012	18014		14/09/2012	19070	2
15/09/2012	12864		15/09/2012	13678	5
16/09/2012	10590		16/09/2012	11170	6
17/09/2012	15798		17/09/2012	16556	7
18/09/2012	16445		18/09/2012	17600	8
19/09/2012	16662		19/09/2012	17730	6
20/09/2012	16929		20/09/2012	17918	9
21/09/2012	17591		21/09/2012	18771	5
22/09/2012	12879		22/09/2012	13703	4
23/09/2012	10732		23/09/2012	11349	9
24/09/2012	16081		24/09/2012	17033	0
25/09/2012	16704		25/09/2012	17665	10
26/09/2012	17060		26/09/2012	17961	0
27/09/2012	17425		27/09/2012	18013	3
28/09/2012	16931		28/09/2012	17126	4
29/09/2012	11853		29/09/2012	12278	9
30/09/2012	9412		30/09/2012	9959	5
Total	450589		Total	474153	150

Total Issued

Daily Av 15020

Daily Av 15805

1192

Date	Start Site 2003	Eastbound	Date	Finish Site 2004	Images Actioned
01/09/2012	14953		01/09/2012	13097	8
02/09/2012	11291		02/09/2012	9611	1
03/09/2012	17561		03/09/2012	15558	6
04/09/2012	18552		04/09/2012	16057	10
05/09/2012	18457		05/09/2012	16017	5
06/09/2012	19252		06/09/2012	17028	7
07/09/2012	19595		07/09/2012	16927	8
08/09/2012	14794		08/09/2012	13527	8
09/09/2012	12080		09/09/2012	11044	5
10/09/2012	17606		10/09/2012	15371	6
11/09/2012	18448		11/09/2012	15931	2
12/09/2012	18738		12/09/2012	16850	4
13/09/2012	19273		13/09/2012	16886	10
14/09/2012	20022		14/09/2012	17092	11
15/09/2012	14497		15/09/2012	13218	3
16/09/2012	10179		16/09/2012	12864	6
17/09/2012	17934		17/09/2012	15704	12
18/09/2012	18255		18/09/2012	16348	5
19/09/2012	18910		19/09/2012	16958	8
20/09/2012	19591		20/09/2012	17692	6
21/09/2012	20341		21/09/2012	18533	6
22/09/2012	14331		22/09/2012	13043	7
23/09/2012	11624		23/09/2012	10694	9
24/09/2012	18096		24/09/2012	16311	6
25/09/2012	18819		25/09/2012	16614	6
26/09/2012	19383		26/09/2012	17467	7
27/09/2012	20025		27/09/2012	17901	5
28/09/2012	19428		28/09/2012	17039	3
29/09/2012	13384		29/09/2012	12213	9
30/09/2012	10619		30/09/2012	9835	5
Total	506038		Total	453430	194

Total Issued

Daily Av 16868

Daily Av 15114

1245

Date	Start Site 2001	Westbound	Date	Finish Site 2002	Images Actioned
01/10/2012	8675		01/10/2012	9198	2
02/10/2012	15584		02/10/2012	16667	3
03/10/2012	16089		03/10/2012	16961	5
04/10/2012	16224		04/10/2012	17326	3
05/10/2012	16074		05/10/2012	17179	2
06/10/2012	10853		06/10/2012	11027	5
07/10/2012	8884		07/10/2012	9499	1
08/10/2012	9389		08/10/2012	9874	2
09/10/2012	15762		09/10/2012	16280	4
10/10/2012	16122		10/10/2012	17083	3
11/10/2012	16295		11/10/2012	16605	5
12/10/2012	16656		12/10/2012	17259	1
13/10/2012	12333		13/10/2012	12770	7
14/10/2012	10803		14/10/2012	11404	2
15/10/2012	16339		15/10/2012	17447	3
16/10/2012	12398		16/10/2012	17216	3
17/10/2012	12760		17/10/2012	17985	1
18/10/2012	12977		18/10/2012	18346	3
19/10/2012	13476		19/10/2012	19303	2
20/10/2012	13017		20/10/2012	13775	7
21/10/2012	10656		21/10/2012	11302	4
22/10/2012	16406		22/10/2012	17326	4
23/10/2012	16957		23/10/2012	17950	3
24/10/2012	17269		24/10/2012	18268	7
25/10/2012	17747		25/10/2012	18843	2
26/10/2012	18329		26/10/2012	19444	8
27/10/2012	13318		27/10/2012	14202	5
28/10/2012	10995		28/10/2012	11642	8
29/10/2012	16646		29/10/2012	17665	4
30/10/2012	17416		30/10/2012	18318	6
31/10/2012	17433		31/10/2012	18395	11
Total	443882		Total	486559	126

Total Issued

Daily Av 14507

Daily Av 15912

1318

Date	Start Site 2003	Eastbound	Date	Finish Site 2004	Images Actioned
01/10/2012	9341		01/10/2012	8684	6
02/10/2012	17426		02/10/2012	16253	2
03/10/2012	17966		03/10/2012	16800	7
04/10/2012	18287		04/10/2012	17327	4
05/10/2012	18484		05/10/2012	17557	3
06/10/2012	12423		06/10/2012	11274	6
07/10/2012	9669		07/10/2012	9062	1
08/10/2012	9799		08/10/2012	8989	4
09/10/2012	16910		09/10/2012	15854	3
10/10/2012	18004		10/10/2012	16459	7
11/10/2012	17783		11/10/2012	16118	4
12/10/2012	19402		12/10/2012	17890	6
13/10/2012	13947		13/10/2012	12367	6
14/10/2012	12201		14/10/2012	11316	3
15/10/2012	18402		15/10/2012	16578	2
16/10/2012	19262		16/10/2012	17306	3
17/10/2012	19669		17/10/2012	17666	1
18/10/2012	20167		18/10/2012	18293	4
19/10/2012	21034		19/10/2012	18795	3
20/10/2012	14784		20/10/2012	13326	8
21/10/2012	11979		21/10/2012	11075	8
22/10/2012	18749		22/10/2012	16645	2
23/10/2012	19697		23/10/2012	17694	3
24/10/2012	19664		24/10/2012	17629	8
25/10/2012	20619		25/10/2012	18545	8
26/10/2012	21373		26/10/2012	19146	11
27/10/2012	15589		27/10/2012	14049	6
28/10/2012	12308		28/10/2012	11314	5
29/10/2012	18924		29/10/2012	17119	3
30/10/2012	18985		30/10/2012	16917	4
31/10/2012	20336		31/10/2012	18140	3
Total	523183		Total	476187	144

Total Issued

Daily Av 17128

Daily Av 15583

1389

Date	Start Site 2001	Westbound	Date	Finish Site 2002	Images Actioned
01/11/2012	17571		01/11/2012	18156	7
02/11/2012	18493		02/11/2012	19532	2
03/11/2012	12663		03/11/2012	13064	10
04/11/2012	10770		04/11/2012	11473	8
05/11/2012	16633		05/11/2012	17580	7
06/11/2012	15718		06/11/2012	16734	7
07/11/2012	16513		07/11/2012	16863	4
08/11/2012	17369		08/11/2012	18224	2
09/11/2012	18447		09/11/2012	19340	3
10/11/2012	13393		10/11/2012	14058	7
11/11/2012	11042		11/11/2012	11679	4
12/11/2012	16547		12/11/2012	17523	4
13/11/2012	17228		13/11/2012	18176	4
14/11/2012	17099		14/11/2012	18013	2
15/11/2012	17818		15/11/2012	18959	4
16/11/2012	18004		16/11/2012	18994	4
17/11/2012	12790		17/11/2012	13401	6
18/11/2012	11083		18/11/2012	11705	4
19/11/2012	16158		19/11/2012	16890	9
20/11/2012	17889		20/11/2012	18862	2
21/11/2012	17646		21/11/2012	18766	1
22/11/2012	17889		22/11/2012	18862	1
23/11/2012	18551		23/11/2012	19729	8
24/11/2012	13473		24/11/2012	14424	10
25/11/2012	11569		25/11/2012	12321	5
26/11/2012	16647		26/11/2012	17514	1
27/11/2012	17323		27/11/2012	18046	4
28/11/2012	17856		28/11/2012	18431	3
29/11/2012	18026		29/11/2012	19212	7
30/11/2012	18449		30/11/2012	19241	10
Total	480657		Total	505772	150

Total Issued

Daily Av 15968

Daily Av 16814

1468

Date	Start Site 2003	Westbound	Date	Finish Site 2004	Images Actioned
01/11/2012	20508		01/11/2012	18239	6
02/11/2012	21587		02/11/2012	19571	4
03/11/2012	14518		03/11/2012	13054	10
04/11/2012	12046		04/11/2012	10908	6
05/11/2012	18979		05/11/2012	16665	3
06/11/2012	17819		06/11/2012	15722	7
07/11/2012	18816		07/11/2012	16278	5
08/11/2012	20866		08/11/2012	18536	10
09/11/2012	21778		09/11/2012	19484	4
10/11/2012	15133		10/11/2012	13809	7
11/11/2012	12446		11/11/2012	11255	4
12/11/2012	18455		12/11/2012	16602	8
13/11/2012	20101		13/11/2012	17849	4
14/11/2012	20365		14/11/2012	17599	3
15/11/2012	20532		15/11/2012	18345	7
16/11/2012	20860		16/11/2012	18508	1
17/11/2012	15099		17/11/2012	13771	10
18/11/2012	12016		18/11/2012	10780	8
19/11/2012	18927		19/11/2012	16795	3
20/11/2012	21621		20/11/2012	19260	5
21/11/2012	20296		21/11/2012	18237	4
22/11/2012	21621		22/11/2012	19260	2
23/11/2012	22271		23/11/2012	19707	5
24/11/2012	15658		24/11/2012	14234	6
25/11/2012	12999		25/11/2012	11708	2
26/11/2012	18925		26/11/2012	16704	8
27/11/2012	19567		27/11/2012	17336	3
28/11/2012	21164		28/11/2012	18566	6
29/11/2012	21671		29/11/2012	19455	10
30/11/2012	21546		30/11/2012	19287	6
Total	558190		Total	497524	167

Total Issued

Daily Av 18606

Daily Av 16584

1556

Date	Start Site 2001	Westbound	Date	Finish Site 2002	Images Actioned
01/12/2012	13390		01/12/2012	13788	2
02/12/2012	11272		02/12/2012	11918	4
03/12/2012	16991		03/12/2012	18213	3
04/12/2012	17873		04/12/2012	19018	4
05/12/2012	17713		05/12/2012	18549	4
06/12/2012	18718		06/12/2012	20155	3
07/12/2012	18168		07/12/2012	19043	3
08/12/2012	14284		08/12/2012	15293	8
09/12/2012	11392		09/12/2012	12301	9
10/12/2012	16804		10/12/2012	17621	6
11/12/2012	17104		11/12/2012	18066	4
12/12/2012	17907		12/12/2012	18734	7
13/12/2012	18517		13/12/2012	19888	8
14/12/2012	18780		14/12/2012	19408	4
15/12/2012	13938		15/12/2012	14239	7
16/12/2012	11569		16/12/2012	12019	4
17/12/2012	17175		17/12/2012	18021	5
18/12/2012	18126		18/12/2012	19120	4
19/12/2012	18301		19/12/2012	19595	5
20/12/2012	18783		20/12/2012	19716	6
21/12/2012	18827		21/12/2012	20128	8
22/12/2012	13116		22/12/2012	13973	3
23/12/2012	10998		23/12/2012	11379	4
24/12/2012	12836		24/12/2012	No File	
25/12/2012	5172		25/12/2012	0	
26/12/2012	8047		26/12/2012	0	
27/12/2012	10512		27/12/2012	0	
28/12/2012	10805		28/12/2012	1416	
29/12/2012	8609		29/12/2012	2936	2
30/12/2012	7923		30/12/2012	2669	5
31/12/2012	9390		31/12/2012	3312	4
Total	443040		Total	400518	126

Total Issued

Daily Av 14322

Daily Av 13336

1594

Date	Start Site 2003	Westbound	Date	Finish Site 2004	Images Actioned
01/12/2012	15159		01/12/2012	13430	8
02/12/2012	12809		02/12/2012	11296	4
03/12/2012	19834		03/12/2012	17622	6
04/12/2012	20312		04/12/2012	18260	9
05/12/2012	20818		05/12/2012	17919	7
06/12/2012	21728		06/12/2012	18499	5
07/12/2012	21909		07/12/2012	19314	5
08/12/2012	16097		08/12/2012	14760	5
09/12/2012	12484		09/12/2012	11367	4
10/12/2012	19131		10/12/2012	17230	6
11/12/2012	20861		11/12/2012	18296	3
12/12/2012	21486		12/12/2012	19002	4
13/12/2012	21311		13/12/2012	19072	10
14/12/2012	21544		14/12/2012	19465	5
15/12/2012	15768		15/12/2012	14274	5
16/12/2012	12959		16/12/2012	11589	7
17/12/2012	20082		17/12/2012	18122	4
18/12/2012	21158		18/12/2012	18980	6
19/12/2012	21624		19/12/2012	19523	10
20/12/2012	22666		20/12/2012	20156	9
21/12/2012	22288		21/12/2012	20031	3
22/12/2012	15426		22/12/2012	13797	6
23/12/2012	12470		23/12/2012	11287	7
24/12/2012	No File		24/12/2012	13199	
25/12/2012	0		25/12/2012	5340	
26/12/2012	0		26/12/2012	8602	
27/12/2012	0		27/12/2012	11398	
28/12/2012	2604		28/12/2012	11348	1
29/12/2012	5584		29/12/2012	9407	2
30/12/2012	5706		30/12/2012	8518	1
31/12/2012	5869		31/12/2012	9911	1
Total	449687		Total	461014	143

Total Issued

Daily Av 14984

Daily Av 14919

1699

Date	Start Site 2005	Southbound	Date	Finish Site 2006	Images Actioned
06/09/2013	15474		06/09/2013	9247	1
07/09/2013	11500		07/09/2013	7675	0
08/09/2013	8850		08/09/2013	5946	0
09/09/2013	13858		09/09/2013	8072	0
10/09/2013	14422		10/09/2013	8450	0
11/09/2013	14680		11/09/2013	8651	0
12/09/2013	15075		12/09/2013	8809	0
13/09/2013	15246		13/09/2013	8980	0
14/09/2013	11138		14/09/2013	6899	0
15/09/2013	8469		15/09/2013	5624	0
16/09/2013	13245		16/09/2013	7638	0
17/09/2013	14428		17/09/2013	8079	0
18/09/2013	14545		18/09/2013	8466	0
19/09/2013	15469		19/09/2013	8741	0
20/09/2013	15699		20/09/2013	9017	0
21/09/2013	11375		21/09/2013	7114	0
22/09/2013	8694		22/09/2013	5332	0
23/09/2013	14558		23/09/2013	8266	0
24/09/2013	14636		24/09/2013	8374	0
25/09/2013	15477		25/09/2013	8728	0
26/09/2013	15115		26/09/2013	8673	0
27/09/2013	16541		27/09/2013	9223	0
28/09/2013	10523		28/09/2013	6462	1
29/09/2013	8497		29/09/2013	5168	
30/09/2013	7634		30/09/2013	4958	
Total	325148		Total	192592	2

Total Issued

Daily Av 13006

Daily Av 7704

2

Date	Start Site 2007	Northbound	Date	Finish Site 2008	Images Actioned
06/09/2013	9113		06/09/2013	13784	0
07/09/2013	7165		07/09/2013	10200	0
08/09/2013	5641		08/09/2013	7831	1
09/09/2013	7984		09/09/2013	12410	0
10/09/2013	8302		10/09/2013	13117	0
11/09/2013	8304		11/09/2013	12855	1
12/09/2013	8792		12/09/2013	13302	0
13/09/2013	8587		13/09/2013	13709	0
14/09/2013	6551		14/09/2013	10258	0
15/09/2013	5408		15/09/2013	7669	0
16/09/2013	7721		16/09/2013	12458	0
17/09/2013	8109		17/09/2013	15790	0
18/09/2013	8672		18/09/2013	15622	0
19/09/2013	8358		19/09/2013	13491	0
20/09/2013	8950		20/09/2013	14032	0
21/09/2013	6799		21/09/2013	9829	0
22/09/2013	5587		22/09/2013	8055	0
23/09/2013	8214		23/09/2013	12628	1
24/09/2013	8435		24/09/2013	13022	0
25/09/2013	8612		25/09/2013	13229	0
26/09/2013	8527		26/09/2013	13787	0
27/09/2013	9080		27/09/2013	13656	0
28/09/2013	6104		28/09/2013	8982	0
29/09/2013	5132		29/09/2013	7078	0
30/09/2013	5016		30/09/2013	6724	0
Total	189163		Total	293518	3

Total Issued

Daily Av 7567

Daily Av 11741

3

Date	Start Site 2005	Southbound	Date	Finish Site 2006	Images Actioned
01/10/2013	13028		01/10/2013	7557	
02/10/2013	14066		02/10/2013	7901	
03/10/2013	13885		03/10/2013	7853	
04/10/2013	15152		04/10/2013	8249	
05/10/2013	9247		05/10/2013	9247	
06/10/2013	7708		06/10/2013	4755	
07/10/2013	7897		07/10/2013	4814	
08/10/2013	14294		08/10/2013	7863	
09/10/2013	44769		09/10/2013	25380	
10/10/2013	14687		10/10/2013	8155	
11/10/2013	16226		11/10/2013	8535	
12/10/2013	12529		12/10/2013	7026	
13/10/2013	9377		13/10/2013	5458	
14/10/2013	15464		14/10/2013	8419	
15/10/2013	16411		15/10/2013	8930	
16/10/2013	15617		16/10/2013	8639	
17/10/2013	14884		17/10/2013	8555	
18/10/2013	17424		18/10/2013	9284	
19/10/2013	12659		19/10/2013	7129	
20/10/2013	9033		20/10/2013	5597	
21/10/2013	14548		21/10/2013	8255	
22/10/2013	14361		22/10/2013	8229	
23/10/2013	15282		23/10/2013	8552	
24/10/2013	16324		24/10/2013	8969	1
25/10/2013	17327		25/10/2013	9577	
26/10/2013	13174		26/10/2013	7517	
27/10/2013	9251		27/10/2013	5997	
28/10/2013	14362		28/10/2013	7989	
29/10/2013	15404		29/10/2013	8596	
30/10/2013	15988		30/10/2013	8861	
31/10/2013	16362		31/10/2013	9197	
Total	456740		Total	261085	1

Total Issued

Daily Av 14734

Daily Av 8422

3

Date	Start Site 2007	Northbound	Date	Finish Site 2008	Images Actioned
01/10/2013	7837		01/10/2013	12117	
02/10/2013	7835		02/10/2013	12135	
03/10/2013	7974		03/10/2013	12362	
04/10/2013	8249		04/10/2013	12335	
05/10/2013	5728		05/10/2013	8363	
06/10/2013	4488		06/10/2013	6448	
07/10/2013	4602		07/10/2013	6242	
08/10/2013	7658		08/10/2013	12022	
09/10/2013	24748		09/10/2013	36482	
10/10/2013	8115		10/10/2013	12241	
11/10/2013	8508		11/10/2013	12765	
12/10/2013	6983		12/10/2013	9528	
13/10/2013	5181		13/10/2013	7451	
14/10/2013	8266		14/10/2013	12587	
15/10/2013	8700		15/10/2013	12912	
16/10/2013	8911		16/10/2013	13507	
17/10/2013	8645		17/10/2013	13502	
18/10/2013	9301		18/10/2013	13823	
19/10/2013	6830		19/10/2013	9760	
20/10/2013	5877		20/10/2013	7774	
21/10/2013	8193		21/10/2013	12774	
22/10/2013	8311		22/10/2013	13372	
23/10/2013	8669		23/10/2013	13398	
24/10/2013	9047		24/10/2013	13491	
25/10/2013	9622		25/10/2013	13942	
26/10/2013	7171		26/10/2013	10172	
27/10/2013	5813		27/10/2013	7898	
28/10/2013	8301		28/10/2013	12556	
29/10/2013	8698		29/10/2013	13071	
30/10/2013	8760		30/10/2013	13159	
31/10/2013	9156		31/10/2013	13567	
Total	256177		Total	381756	0

Total Issued

Daily Av

8278

Daily Av

12321

3

Date	Start Site 2005	Southbound	Date	Finish Site 2006	Images Actioned
01/11/2013	16487		01/11/2013	9271	0
02/11/2013	11126		02/11/2013	6883	0
03/11/2013	9940		03/11/2013	5830	1
04/11/2013	15417		04/11/2013	8436	0
05/11/2013	15351		05/11/2013	8511	0
06/11/2013	15675		06/11/2013	8823	0
07/11/2013	16176		07/11/2013	9336	0
08/11/2013	15633		08/11/2013	9382	0
09/11/2013	12661		09/11/2013	7361	0
10/11/2013	8202		10/11/2013	5240	0
11/11/2013	13088		11/11/2013	7514	0
12/11/2013	15227		12/11/2013	8658	0
13/11/2013	14172		13/11/2013	8709	0
14/11/2013	15607		14/11/2013	9369	0
15/11/2013	15756		15/11/2013	9511	0
16/11/2013	11013		16/11/2013	6870	0
17/11/2013	9035		17/11/2013	5837	0
18/11/2013	14425		18/11/2013	8328	0
19/11/2013	15327		19/11/2013	8817	0
20/11/2013	14893		20/11/2013	8972	0
21/11/2013	14940		21/11/2013	8800	0
22/11/2013	15980		22/11/2013	9564	0
23/11/2013	12122		23/11/2013	7625	1
24/11/2013	9053		24/11/2013	6041	0
25/11/2013	14132		25/11/2013	8346	0
26/11/2013	15052		26/11/2013	9019	0
27/11/2013	15367		27/11/2013	9206	0
28/11/2013	15107		28/11/2013	9380	0
29/11/2013	15849		29/11/2013	9254	0
30/11/2013	11812		30/11/2013	7299	0
Total	414625		Total	246192	2

Total Issued

Daily Av 13729

Daily Av 8170

5

Date	Start Site 2007	Northbound	Date	Finish Site 2008	Images Actioned
01/11/2013	9493		01/11/2013	14206	0
02/11/2013	6688		02/11/2013	10039	0
03/11/2013	5846		03/11/2013	7677	0
04/11/2013	8409		04/11/2013	12783	0
05/11/2013	8585		05/11/2013	12889	0
06/11/2013	8932		06/11/2013	13198	0
07/11/2013	9176		07/11/2013	13971	0
08/11/2013	8971		08/11/2013	14011	0
09/11/2013	7288		09/11/2013	10366	0
10/11/2013	5205		10/11/2013	7504	0
11/11/2013	7755		11/11/2013	12258	0
12/11/2013	8828		12/11/2013	13263	0
13/11/2013	8811		13/11/2013	13500	0
14/11/2013	9247		14/11/2013	13641	0
15/11/2013	9251		15/11/2013	14112	0
16/11/2013	7075		16/11/2013	10072	0
17/11/2013	5576		17/11/2013	8014	0
18/11/2013	8509		18/11/2013	13112	0
19/11/2013	8772		19/11/2013	13498	0
20/11/2013	8997		20/11/2013	13979	0
21/11/2013	9071		21/11/2013	14108	0
22/11/2013	9532		22/11/2013	14501	0
23/11/2013	7478		23/11/2013	10521	0
24/11/2013	5833		24/11/2013	8233	0
25/11/2013	8633		25/11/2013	13265	0
26/11/2013	9108		26/11/2013	13658	0
27/11/2013	9176		27/11/2013	14152	0
28/11/2013	9021		28/11/2013	14336	0
29/11/2013	9391		29/11/2013	14935	0
30/11/2013	7161		30/11/2013	10349	0
Total	245818		Total	370151	0

Total Issued

Daily Av

8194

Daily Av

12338

3

Date	Start Site 2005	Southbound	Date	Finish Site 2006	Images Actioned
01/12/2013	9002		01/12/2013	5777	0
02/12/2013	14159		02/12/2013	8756	0
03/12/2013	14922		03/12/2013	9066	0
04/12/2013	14754		04/12/2013	9157	0
05/12/2013	15056		05/12/2013	8934	0
06/12/2013	15188		06/12/2013	9196	0
07/12/2013	11248		07/12/2013	7384	0
08/12/2013	9046		08/12/2013	5921	0
09/12/2013	13408		09/12/2013	8220	0
10/12/2013	14444		10/12/2013	8844	0
11/12/2013	14303		11/12/2013	8839	0
12/12/2013	19417		12/12/2013	9188	0
13/12/2013	15367		13/12/2013	9479	0
14/12/2013	11134		14/12/2013	7005	0
15/12/2013	9440		15/12/2013	6215	0
16/12/2013	14057		16/12/2013	8623	0
17/12/2013	15310		17/12/2013	9228	0
18/12/2013	14867		18/12/2013	8975	0
19/12/2013	15436		19/12/2013	9451	0
20/12/2013	15803		20/12/2013	9770	0
21/12/2013	11197		21/12/2013	7220	0
22/12/2013	9158		22/12/2013	6063	0
23/12/2013	13571		23/12/2013	8243	0
24/12/2013	12525		24/12/2013	7908	0
25/12/2013	4460		25/12/2013	2864	0
26/12/2013	6977		26/12/2013	4771	0
27/12/2013	8654		27/12/2013	5562	0
28/12/2013	7329		28/12/2013	4828	0
29/12/2013	6356		29/12/2013	4287	0
30/12/2013	8991		30/12/2013	5861	0
31/12/2013	8939		31/12/2013	5724	0
Total	374518		Total	231359	0

Total Issued

Daily Av 12184

Daily Av 7519

5

Date	Start Site 2007	Northbound	Date	Finish Site 2008	Images Actioned
01/12/2013	5855		01/12/2013	7996	0
02/12/2013	8842		02/12/2013	13094	0
03/12/2013	9115		03/12/2013	13962	0
04/12/2013	8865		04/12/2013	13614	0
05/12/2013	8502		05/12/2013	14102	0
06/12/2013	8125		06/12/2013	14141	0
07/12/2013	6978		07/12/2013	20204	0
08/12/2013	5896		08/12/2013	8164	0
09/12/2013	8077		09/12/2013	12539	0
10/12/2013	8532		10/12/2013	13410	0
11/12/2013	8843		11/12/2013	13633	0
12/12/2013	8935		12/12/2013	13867	0
13/12/2013	9374		13/12/2013	14422	1
14/12/2013	7033		14/12/2013	10319	0
15/12/2013	6068		15/12/2013	8561	0
16/12/2013	8485		16/12/2013	13132	0
17/12/2013	8665		17/12/2013	13507	0
18/12/2013	8668		18/12/2013	13764	0
19/12/2013	9278		19/12/2013	14418	0
20/12/2013	9508		20/12/2013	14644	0
21/12/2013	6902		21/12/2013	10214	0
22/12/2013	5830		22/12/2013	8417	0
23/12/2013	8265		23/12/2013	12439	0
24/12/2013	7881		24/12/2013	11283	0
25/12/2013	2824		25/12/2013	4444	0
26/12/2013	4610		26/12/2013	6516	0
27/12/2013	5501		27/12/2013	7971	0
28/12/2013	4635		28/12/2013	6629	0
29/12/2013	4198		29/12/2013	5764	0
30/12/2013	5788		30/12/2013	8188	0
31/12/2013	5730		31/12/2013	8442	0
Total	225808		Total	351800	1

Total Issued

Daily Av

7332

Daily Av

11460

4

Date	Start Site 2005	Southbound	Date	Finish Site 2006	Images Actioned
01/01/2014	5186		01/01/2014	3601	0
02/01/2014	9369		02/01/2014	6036	0
03/01/2014	10286		03/01/2014	6360	0
04/01/2014	8377		04/01/2014	5521	0
05/01/2014	7135		05/01/2014	4790	0
06/01/2014	11435		06/01/2014	6932	0
07/01/2014	11723		07/01/2014	7112	0
08/01/2014	11879		08/01/2014	7252	0
09/01/2014	11713		09/01/2014	6992	0
10/01/2014	12460		10/01/2014	7531	0
11/01/2014	8887		11/01/2014	5963	0
12/01/2014	7569		12/01/2014	4958	0
13/01/2014	12135		13/01/2014	7243	0
14/01/2014	12739		14/01/2014	7425	0
15/01/2014	13197		15/01/2014	7521	0
16/01/2014	13063		16/01/2014	7749	0
17/01/2014	13455		17/01/2014	7810	0
18/01/2014	9731		18/01/2014	6032	0
19/01/2014	7976		19/01/2014	5131	0
20/01/2014	12142		20/01/2014	7163	0
21/01/2014	12681		21/01/2014	7255	0
22/01/2014	12728		22/01/2014	7493	0
23/01/2014	13072		23/01/2014	7670	0
24/01/2014	12899		24/01/2014	7605	0
25/01/2014	9355		25/01/2014	5852	0
26/01/2014	7183		26/01/2014	4416	0
27/01/2014	7084		27/01/2014	4660	0
28/01/2014	13262		28/01/2014	7735	0
29/01/2014	13540		29/01/2014	7554	0
30/01/2014	14178		30/01/2014	7931	
31/01/2014	14065		31/01/2014	8212	0
Total	340504		Total	205505	0

Total Issued

Daily Av 10984

Daily Av 6629

0

Date	Start Site 2007	Northbound	Date	Finish Site 2008	Images Actioned
01/01/2014	3391		01/01/2014	4616	0
02/01/2014	5828		02/01/2014	8658	0
03/01/2014	6366		03/01/2014	9373	0
04/01/2014	5324		04/01/2014	7510	0
05/01/2014	4610		05/01/2014	6465	0
06/01/2014	6757		06/01/2014	10471	
07/01/2014	6828		07/01/2014	10636	0
08/01/2014	7100		08/01/2014	10983	0
09/01/2014	6943		09/01/2014	10912	0
10/01/2014	7295		10/01/2014	11517	
11/01/2014	5663		11/01/2014	8403	0
12/01/2014	4802		12/01/2014	6810	0
13/01/2014	7114		13/01/2014	10994	0
14/01/2014	7466		14/01/2014	11665	0
15/01/2014	7383		15/01/2014	11627	0
16/01/2014	7738		16/01/2014	12131	0
17/01/2014	7849		17/01/2014	12162	0
18/01/2014	5819		18/01/2014	8768	0
19/01/2014	4971		19/01/2014	6973	1
20/01/2014	7266		20/01/2014	11166	0
21/01/2014	7411		21/01/2014	11598	1
22/01/2014	7536		22/01/2014	11878	0
23/01/2014	7797		23/01/2014	11772	0
24/01/2014	7470		24/01/2014	11969	0
25/01/2014	5769		25/01/2014	8300	0
26/01/2014	4308		26/01/2014	6127	0
27/01/2014	4610		27/01/2014	6055	0
28/01/2014	8092		28/01/2014	11667	0
29/01/2014	7561		29/01/2014	12000	
30/01/2014	7801		30/01/2014	12369	0
31/01/2014	8009		31/01/2014	12755	0
Total	202877		Total	308330	2

Total Issued

Daily Av

6544

Daily Av

9946

2

Date	Start Site 2005	Southbound	Date	Finish Site 2006	Images Actioned
01/02/2014	11167		01/02/2014	6597	0
02/02/2014	9058		02/02/2014	5520	0
03/02/2014	14259		03/02/2014	8115	0
04/02/2014	13950		04/02/2014	8424	
05/02/2014	14104		05/02/2014	8125	0
06/02/2014	14938		06/02/2014	8418	0
07/02/2014	15352		07/02/2014	8614	
08/02/2014	11022		08/02/2014	6272	0
09/02/2014	8876		09/02/2014	5300	0
10/02/2014	14343		10/02/2014	8112	0
11/02/2014	14934		11/02/2014	8329	0
12/02/2014	14368		12/02/2014	8119	1
13/02/2014	14209		13/02/2014	8704	0
14/02/2014	14887		14/02/2014	8914	0
15/02/2014	10184		15/02/2014	6470	0
16/02/2014	7972		16/02/2014	5223	0
17/02/2014	14298		17/02/2014	8033	0
18/02/2014	14303		18/02/2014	8137	0
19/02/2014	14042		19/02/2014	7951	0
20/02/2014	15156		20/02/2014	8638	0
21/02/2014	15492		21/02/2014	8688	
22/02/2014	11117		22/02/2014	6432	0
23/02/2014	8696		23/02/2014	5365	0
24/02/2014	13845		24/02/2014	7868	0
25/02/2014	14630		25/02/2014	8263	0
26/02/2014	13670		26/02/2014	8064	0
27/02/2014	14049		27/02/2014	8567	0
28/02/2014	14181		28/02/2014	8529	0
Total	367102		Total	213791	1

Total Issued

Daily Av 13111

Daily Av 7635

1

Date	Start Site 2007	Northbound	Date	Finish Site 2008	Images Actioned
01/02/2014	6605		01/02/2014	9618	0
02/02/2014	5477		02/02/2014	7558	
03/02/2014	8054		03/02/2014	12672	0
04/02/2014	8190		04/02/2014	13039	0
05/02/2014	8193		05/02/2014	12956	0
06/02/2014	8202		06/02/2014	12980	0
07/02/2014	8530		07/02/2014	13324	0
08/02/2014	6336		08/02/2014	9257	0
09/02/2014	5181		09/02/2014	7126	0
10/02/2014	7906		10/02/2014	12347	0
11/02/2014	8321		11/02/2014	12884	0
12/02/2014	8174		12/02/2014	13081	0
13/02/2014	8479		13/02/2014	13178	0
14/02/2014	8632		14/02/2014	13793	0
15/02/2014	6348		15/02/2014	9512	0
16/02/2014	5066		16/02/2014	7332	0
17/02/2014	7763		17/02/2014	12238	0
18/02/2014	8085		18/02/2014	12669	0
19/02/2014	7710		19/02/2014	12498	0
20/02/2014	8475		20/02/2014	12971	0
21/02/2014	8685		21/02/2014	13268	0
22/02/2014	6391		22/02/2014	9417	0
23/02/2014	5347		23/02/2014	7270	0
24/02/2014	7870		24/02/2014	12016	0
25/02/2014	8212		25/02/2014	12630	1
26/02/2014	7976		26/02/2014	12670	
27/02/2014	8371		27/02/2014	13154	
28/02/2014	8550		28/02/2014	13368	0
Total	211129		Total	324826	1

Total Issued

Daily Av

7575

Daily Av

11674

3

Date	Start Site 2005	Southbound	Date	Finish Site 2006	Images Actioned
01/03/2014	10345		01/03/2014	6476	0
02/03/2014	8644		02/03/2014	5549	0
03/03/2014	14052		03/03/2014	7906	
04/03/2014	14273		04/03/2014	8224	0
05/03/2014	13764		05/03/2014	8074	0
06/03/2014	14428		06/03/2014	8391	0
07/03/2014	15349		07/03/2014	8571	0
08/03/2014	9472		08/03/2014	5884	0
09/03/2014	7318		09/03/2014	4685	0
10/03/2014	7582		10/03/2014	4816	0
11/03/2014	15592		11/03/2014	8579	0
12/03/2014	13974		12/03/2014	8172	0
13/03/2014	13719		13/03/2014	8231	0
14/03/2014	14805		14/03/2014	8615	0
15/03/2014	10623		15/03/2014	6610	0
16/03/2014	8277		16/03/2014	5497	0
17/03/2014	13516		17/03/2014	7829	1
18/03/2014	14108		18/03/2014	8119	0
19/03/2014	14253		19/03/2014	8394	0
20/03/2014	13983		20/03/2014	8154	0
21/03/2014	14430		21/03/2014	8783	0
22/03/2014	10757		22/03/2014	6677	0
23/03/2014	8143		23/03/2014	5478	0
24/03/2014	12657		24/03/2014	7433	0
25/03/2014	13282		25/03/2014	7878	0
26/03/2014	13334		26/03/2014	7800	0
27/03/2014	13377		27/03/2014	7940	0
28/03/2014	14068		28/03/2014	8482	0
29/03/2014	10352		29/03/2014	6481	0
30/03/2014	8071		30/03/2014	5245	0
31/03/2014	13170		31/03/2014	7885	0
Total	379718		Total	226858	1

Total Issued

Daily Av 12249

Daily Av 7318

2

Date	Start Site 2007	Northbound	Date	Finish Site 2008	Images Actioned
01/03/2014	6308		01/03/2014	9820	0
02/03/2014	5375		02/03/2014	7469	0
03/03/2014	7810		03/03/2014	12149	
04/03/2014	8195		04/03/2014	12474	0
05/03/2014	7940		05/03/2014	12667	0
06/03/2014	8298		06/03/2014	12817	0
07/03/2014	8534		07/03/2014	13270	0
08/03/2014	5629		08/03/2014	8460	0
09/03/2014	4646		09/03/2014	6588	0
10/03/2014	4656		10/03/2014	6290	0
11/03/2014	7918		11/03/2014	12468	
12/03/2014	8149		12/03/2014	12643	0
13/03/2014	8136		13/03/2014	12676	0
14/03/2014	8109		14/03/2014	12962	0
15/03/2014	6293		15/03/2014	9738	0
16/03/2014	5284		16/03/2014	7509	0
17/03/2014	7606		17/03/2014	11980	0
18/03/2014	7893		18/03/2014	12552	0
19/03/2014	8009		19/03/2014	12583	0
20/03/2014	8074		20/03/2014	12853	0
21/03/2014	8389		21/03/2014	13100	0
22/03/2014	6434		22/03/2014	9627	0
23/03/2014	5182		23/03/2014	7402	0
24/03/2014	7177		24/03/2014	11747	0
25/03/2014	7624		25/03/2014	12496	
26/03/2014	7701		26/03/2014	12389	0
27/03/2014	7867		27/03/2014	12578	0
28/03/2014	8345		28/03/2014	12981	0
29/03/2014	6239		29/03/2014	9585	0
30/03/2014	5090		30/03/2014	7297	0
31/03/2014	7506		31/03/2014	11948	0
Total	220416		Total	341118	0

Total Issued

Daily Av

7110

Daily Av

11004

3

Date	Start Site 2005	Southbound	Date	Finish Site 2006	Southbound	Images Actioned
01/04/2014	13579		01/04/2014	8119		
02/04/2014	13680		02/04/2014	8175		
03/04/2014	13951		03/04/2014	8371		
04/04/2014	13827		04/04/2014	8314		
05/04/2014	10185		05/04/2014	6259		
06/04/2014	8108		06/04/2014	5585		
07/04/2014	13161		07/04/2014	7831		
08/04/2014	13837		08/04/2014	8261		
09/04/2014	13269		09/04/2014	8020		1
10/04/2014	13858		10/04/2014	8145		
11/04/2014	14377		11/04/2014	8560		
12/04/2014	10695		12/04/2014	6780		
13/04/2014	8361		13/04/2014	5765		
14/04/2014	12212		14/04/2014	6532		
15/04/2014	12882		15/04/2014	7684		
16/04/2014	13015		16/04/2014	7932		
17/04/2014	13812		17/04/2014	8379		
18/04/2014	5218		18/04/2014	3564		
19/04/2014	8126		19/04/2014	5564		
20/04/2014	6147		20/04/2014	4208		
21/04/2014	6419		21/04/2014	4424		
22/04/2014	11804		22/04/2014	7262		
23/04/2014			23/04/2014	7063		
24/04/2014	6790		24/04/2014	7992		
25/04/2014	6688		25/04/2014	4422		
26/04/2014	9282		26/04/2014	6239		
27/04/2014	7638		27/04/2014	5012		
28/04/2014			28/04/2014			
29/04/2014			29/04/2014			
30/04/2014			30/04/2014			
Total	280921		Total	184462		1

Total Issued

Daily Av 10694

Daily Av 6782

3

Date	Start Site 2007	Northbound	Date	Finish Site 2008	Images Actioned
01/04/2014	7975		01/04/2014	12647	
02/04/2014	7769		02/04/2014	12374	
03/04/2014	8110		03/04/2014	12804	
04/04/2014	8093		04/04/2014	12811	
05/04/2014	6309		05/04/2014	9482	
06/04/2014	5323		06/04/2014	7510	
07/04/2014	7438		07/04/2014	12037	
08/04/2014	8063		08/04/2014	12855	
09/04/2014	7949		09/04/2014	12648	
10/04/2014	7978		10/04/2014	12786	
11/04/2014	8282		11/04/2014	13225	
12/04/2014	6350		12/04/2014	9693	
13/04/2014	5419		13/04/2014	7478	
14/04/2014	7092		14/04/2014	11016	
15/04/2014	7626		15/04/2014	11795	
16/04/2014	7531		16/04/2014	11679	
17/04/2014	8042		17/04/2014	12216	
18/04/2014	3370		18/04/2014	4712	
19/04/2014	5363		19/04/2014	7380	
20/04/2014	3961		20/04/2014	5693	
21/04/2014	4274		21/04/2014	5837	
22/04/2014	7004		22/04/2014	10564	
23/04/2014	4096		23/04/2014	10809	
24/04/2014	7601		24/04/2014	11672	
25/04/2014	4284		25/04/2014	6277	
26/04/2014	5902		26/04/2014	8552	
27/04/2014	4900		27/04/2014	7068	
28/04/2014			28/04/2014		
29/04/2014			29/04/2014		
30/04/2014			30/04/2014		
Total	176104		Total	273620	

Total Issued

Daily Av

6522

Daily Av

10134

3

Date	Start Site 2005	Southbound	Date	Finish Site 2006	Images Actioned
01/05/2014			01/05/2014		0
02/05/2014			02/05/2014		0
03/05/2014			03/05/2014		0
04/05/2014			04/05/2014		0
05/05/2014			05/05/2014		0
06/05/2014			06/05/2014		0
07/05/2014			07/05/2014		0
08/05/2014			08/05/2014		0
09/05/2014			09/05/2014		0
10/05/2014			10/05/2014		0
11/05/2014			11/05/2014		0
12/05/2014			12/05/2014		0
13/05/2014			13/05/2014		0
14/05/2014			14/05/2014		0
15/05/2014			15/05/2014		0
16/05/2014			16/05/2014		0
17/05/2014			17/05/2014		0
18/05/2014			18/05/2014		0
19/05/2014			19/05/2014		0
20/05/2014			20/05/2014		0
21/05/2014			21/05/2014		0
22/05/2014			22/05/2014		0
23/05/2014			23/05/2014		0
24/05/2014			24/05/2014		0
25/05/2014			25/05/2014		0
26/05/2014			26/05/2014		0
27/05/2014			27/05/2014		0
28/05/2014			28/05/2014		0
29/05/2014			29/05/2014		0
30/05/2014			30/05/2014		0
31/05/2014			31/05/2014		
Total	0		Total	0	0

Total Issued

Daily Av

#DIV/0!

Daily Av

#DIV/0!

3

Date	Start Site 2007	Northbound	Date	Finish Site 2008	Images Actioned
01/05/2014			01/05/2014		0
02/05/2014			02/05/2014		0
03/05/2014			03/05/2014		0
04/05/2014			04/05/2014		0
05/05/2014			05/05/2014		0
06/05/2014			06/05/2014		0
07/05/2014			07/05/2014		0
08/05/2014			08/05/2014		0
09/05/2014			09/05/2014		0
10/05/2014			10/05/2014		0
11/05/2014			11/05/2014		0
12/05/2014			12/05/2014		0
13/05/2014			13/05/2014		1
14/05/2014			14/05/2014		0
15/05/2014			15/05/2014		0
16/05/2014			16/05/2014		0
17/05/2014			17/05/2014		0
18/05/2014			18/05/2014		0
19/05/2014			19/05/2014		0
20/05/2014			20/05/2014		0
21/05/2014			21/05/2014		0
22/05/2014			22/05/2014		0
23/05/2014			23/05/2014		0
24/05/2014			24/05/2014		0
25/05/2014			25/05/2014		0
26/05/2014			26/05/2014		0
27/05/2014			27/05/2014		0
28/05/2014			28/05/2014		0
29/05/2014			29/05/2014		0
30/05/2014			30/05/2014		0
31/05/2014	5730		31/05/2014		
Total	5730		Total	0	1

Total Issued

Daily Av

5730

Daily Av

#DIV/0!

4

From: [Davidson, Geoffrey](#)
To: [Mike Bambach](#)
Subject: FW: Fixed camera Locations
Date: Tuesday, 29 April 2014 8:42:00 AM
Attachments: [All fixed site locations 28-04-2014xlsm..xlsm](#)

Here you go Mike. These appear to match up to the data sent.

Geoffrey Davidson | [Manager, Road Safety](#)

Legislation, Policy & Programs | Justice and Community Safety Directorate | **ACT Government**

Level 2, 12 Moore Street, CANBERRA CITY ACT 2601 | [GPO Box 158, CANBERRA ACT 2608](#)

[Telephone](#) (02) 620 77195 | [Facsimile](#) (02) 620 50937



From: Stone, Gordon
Sent: Monday, 28 April 2014 3:44 PM
To: Davidson, Geoffrey
Subject: Fixed camera Locations

Hi Geoff,

Attached is a list of locations they are also in they are also in the Road Transport (Safety & Traffic Management) Regulations 2000. <http://www.legislation.act.gov.au/sl/2000-10/current/pdf/2000-10.pdf> Part 1.2 .

Regards

Gordon

Gordon Stone
Manager
ACT Traffic Camera Office
Transport Regulation | Justice and Community Safety Directorate | ACT Government
13 – 15 Challis St, DICKSON ACT 2602 | PO Box 582, DICKSON ACT 2602
Telephone (02) 6207 5770 | Facsimile (02) 6207 7287

From: Davidson, Geoffrey
Sent: Monday, 28 April 2014 2:28 PM
To: Stone, Gordon
Subject: FW: data

Hi Gordon

Are you able to assist?

Geoff

Geoffrey Davidson | [Manager, Road Safety](#)

Legislation, Policy & Programs | Justice and Community Safety Directorate | **ACT Government**

Level 2, 12 Moore Street, CANBERRA CITY ACT 2601 | [GPO Box 158, CANBERRA ACT 2608](#)

[Telephone](#) (02) 620 77195 | [Facsimile](#) (02) 620 50937



From: Mike Bambach [[mailto:](#)]

Sent: Monday, 28 April 2014 2:10 PM

To: Davidson, Geoffrey

Subject: RE: data

Thanks Geoff,

Can you please send a list of the locations corresponding to the numeric codes used for the fixed cameras?

Thanks,

Mike

Fixed Site Locations

Site	Suburb	
1001	City	Intersection of Northbourne Ave & London Circuit -South [camera type changed to GTCD 17 /12/ 2010] changed to GS11 - 16/05/13
1002	City	Intersection of Northbourne Ave & Barry Drive - North
1004	Kambah	Intersection of Drakeford Drive & Marconi Cres - South
1006	Downer	Intersection of Northbourne Ave & Antill Street - South
1007	Belconnen	Intersection of Ginninderra Drive & Aikman Drive - West
1008	Weston	Intersection of Hindmarsh Dr & Tuggeranong Pkwy - East
1011	Belconnen	Intersection of Ginninderra Drive & Coulter Drive - West
1020	City	Intersection of Barry Drive & Marcus Clarke Street - West
1021	O'Malley	Intersection of Hindmarsh Drive & Yamba Drive – West
1022	Phillip	Intersection of Hindmarsh Drive & Ball Street - Eastbound
1023	Symonston	Intersection of Hindmarsh Drive, Newcastle St and Canberra Ave –West
1024	Griffith	Intersection of Canberra Ave / Captain Cook Cres/ Manuka Circle - West
1025	Nicholls	Intersection of Gungahlin Drive/ Gundaroo Drive – North – Nth/East
1026N	Nicholls	Barton Hwy between Curran Dr and Gold Creek Rd – North Located 400 metres north of Gold Creek Road
1026S	Nicholls	Barton Hwy between Curran Dr and Gold Creek Rd – South Located 400 metres north of Gold Creek Road
1027	Kaleen	Barton Hwy between Gungahlin Dr & Ellenborough Street - North & South Located 500 metres north of Ellenborough Street
1028	Hume	Monaro Hwy between Lanyon Dr & Sheppard St – Northbound Located near Driver Reviver Site.
1029	Hume	Monaro Hwy between Mugga Lane and Isabella Dr – Southbound Located near Driver Reviver Site
1030	Gunghalin District	Federal Hwy between Zelling St & Antill Street – Northbound Located Approx 200 Metres before Antill Street
1031	Watson	Federal Hwy between Antill St & Majura Rd - Southbound Located before Antill Street Round-a bout
1032N	Symonston	Monaro Hwy near Hindmarsh Drive overpass – Northbound Located south side of Hindmarsh Drive overpass
1032S	Symonston	Monaro Hwy near Hindmarsh Drive overpass – Southbound Located south side of Hindmarsh Drive overpass
1033N	Weston	Tuggeranong Pkwy near Hindmarsh Dr underpass – Northbound Northside of Hindmarsh Underpass
1033S	Lyons	Tuggeranong Pkwy near Hindmarsh Dr underpass – Southbound Northside of Hindmarsh Underpass

1034	Weston Creek	Tuggeranong Pkwy near Cotter Rd overpass- Northbound
1035	Weston Creek	Tuggeranong Pkwy near Cotter Rd overpass -Southbound
2001/2002	O'Malley	Hindmarsh Drive - West of Dalrymple Street and Mugga Lane and ending North-East of Tyagarah Street
2003/2004	Red Hill	Hindmarsh Drive - East of Palmer Street near Tyagarah St and ending west of the intersection of Dalrymple St and Mugga Lane
2005/2006	Wanniassa	Athllon Drive, near the intersection with Drakeford Drive - Southbound
2007/2008	Torrens	Athllon Drive, near the intersection with Beasley Street - Northbound