

REFER TO DRAWING A1506

BCA certifiers
 4800 950 116 715 716
 Date Issued:
 14 August 2023
 BUILDING APPROVAL
 is amended under
 S.32 of the
 Building Act 2004.
 BCA Certifiers
 Australia Pty Ltd
 original conditions of
 approval dated
 01 June 2022

Sch 2.2(a)(ii)

01 CORE SECTION

BIMcloud: FRIMCLOUD BIMcloud/19125 40 Allara St Canberra/00 MODEL/00 CD/BIM MODEL/19125 General

REVISION	REVISION	REVISION
02 FOR INFORMATION	AR 24.03.2021	10 GENERAL UPDATE
03 GENERAL UPDATE	AR 16.04.2021	11 GENERAL COORDINATION
04 GENERAL UPDATE	AR 14.05.2021	12 AMENDED DELS & LIFT SHAFT ROOF US
05 TENDER ISSUE UPDATE	AR 07.06.2021	A ISSUE FOR CONSTRUCTION
06 UPDATED LOADING DOCK SFL	AR 18.06.2021	B 40MM DIA LANTERN CONDUITS
07 AMENDED FIRE EGRESS	AR 19.07.2021	C ADDITIONAL DIMENSION STRINGS
08 GENERAL UPDATE	AR 22.07.2021	D AMENDED LIFT MAP SETOUT
09 GENERAL UPDATE	AR 28.07.2021	E CORE WATERPROOFING / HYD COORDINATION

QUALITY ASSURANCE (FK IS A CERTIFIED COMPANY TO ISO 9001:2015)

THIS PROJECT IS SUBJECT TO THE FK QUALITY ASSURANCE SYSTEM

- SCHEMATIC DESIGN REVIEW FOR THIS PROJECT IS COMPLETE. DATE OF REVIEW: 01.10.2020
- DESIGN DEVELOPMENT REVIEW FOR THIS PROJECT IS COMPLETE. DATE OF REVIEW: 01.10.2021
- TENDER DOCUMENTATION REVIEW FOR THIS PROJECT IS COMPLETE. DATE OF REVIEW: 11.11.2021
- CONSTRUCTION DOCUMENTATION REVIEW FOR THIS DRAWING IS COMPLETE. DATE OF REVIEW: 01.10.2021

IF THIS DRAWING IS STAMPED UNCONTROLLED COPY THEN IT IS TO BE CONSIDERED A DRAFT. SUBJECT TO REVISION WITHOUT NOTICE

NOTES

THIS DRAWING IS COPYRIGHT AND SHALL REMAIN THE PROPERTY OF FENDER KATSALIDIS (AUST) PTY LTD
 CHECK AND VERIFY ALL DIMENSIONS ON SITE PRIOR TO COMMENCING WORK. DRAWING TO BE READ
 IN CONJUNCTION WITH ALL OTHER CONTRACT DOCUMENTS. DO NOT SCALE DRAWINGS. USE FIGURED
 DIMENSIONS ONLY. SEEK CLARIFICATION OF INCONSISTENCIES / CONFLICTS.

DRAWN	DATE	CHECKED	PLOT DATE	JOB NO.	SCALE
AR	18.07.2022	PM	18.07.2022	19125	1:50@A1

PROJECT

MERITON SUITES CANBERRA
 40 ALLARA ST
 CANBERRA ACT 2061

DRAWING TITLE

LIFT CORE PLANS AND ELEVATIONS SHEET 08

FENDER KATSALIDIS
 WWW.FKAUSTRALIA.COM
 L21, 259 GEORGE STREET, SYDNEY
 NEW SOUTH WALES 2000 AUSTRALIA
 TELEPHONE: +61 2 8216 3500
 FENDER KATSALIDIS (AUST) PTY LTD ACN 092 943 032

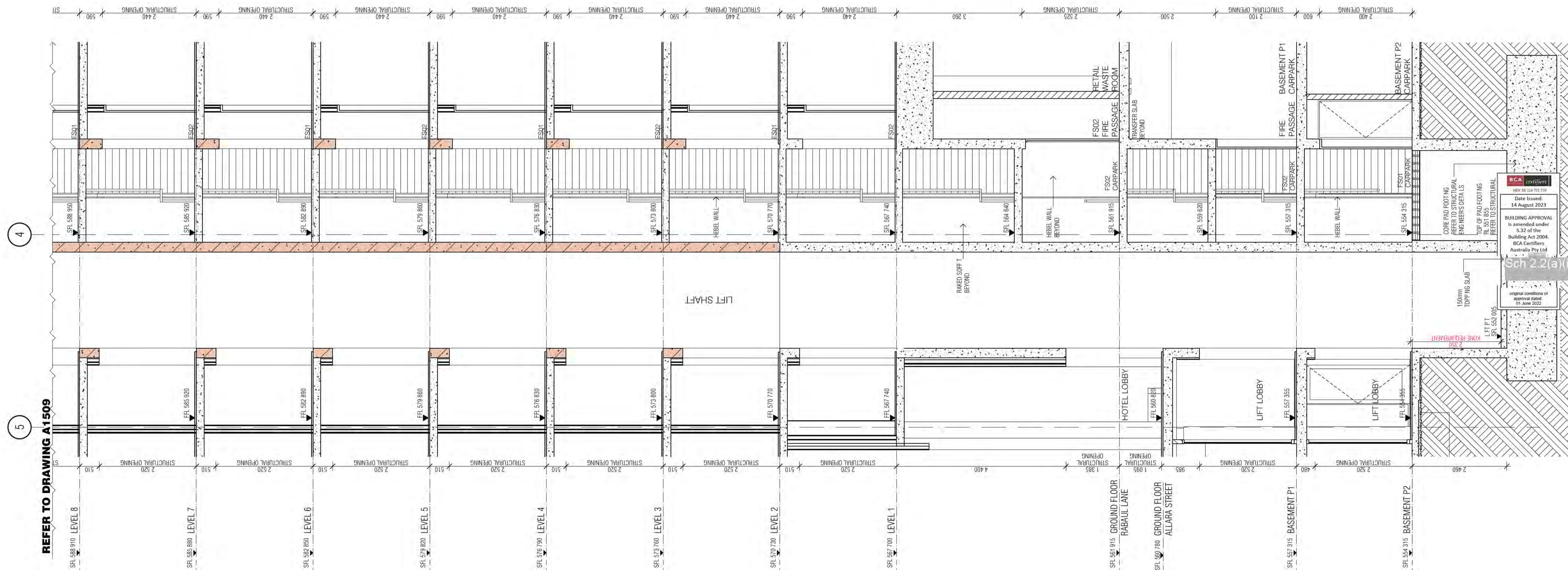
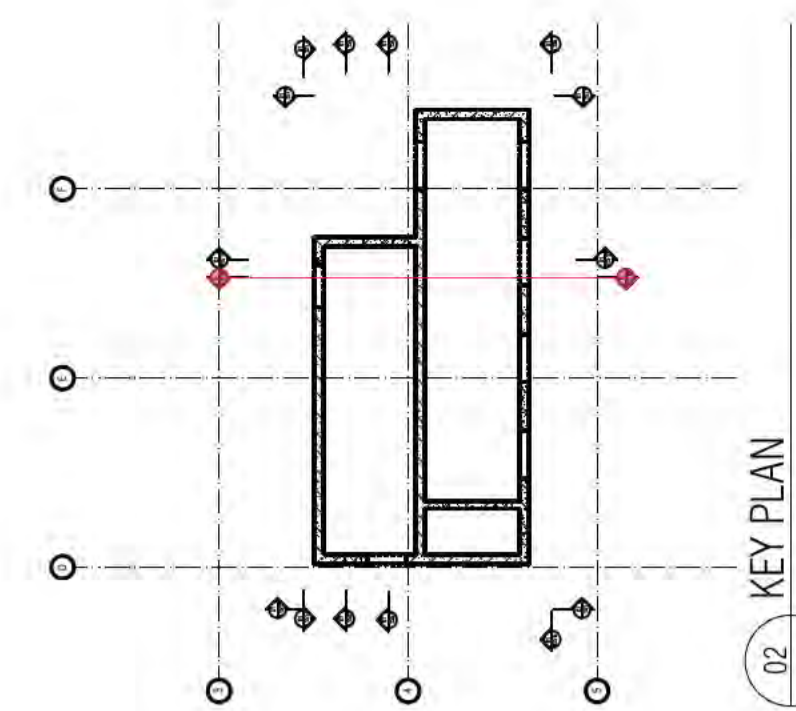
ISSUE PURPOSE

FOR CONSTRUCTION



REV. E
DRAWING NO. A1507

HANDRAIL INDICATIVE ONLY, REFER TO SHOP DRAWINGS
 ALL FIRE ISOLATED STAIRWAYS TO MEET PROVISIONS OF AS1428.1:2009.
 ALL STAIR NOSINGS TO BE FITTED WITH NON SLIP AND LUMINANCE CONTRASTING STRIPS



01 CORE SECTION

BIMcloud: FKSYDBIMCLOUD23 BIMcloud Basic for ARCHICAD 23/19125 40 Allara St Canberra/19125 General

REVISION	DATE	DESCRIPTION
01	19.02.2021	COORDINATION UPDATE
02	05.03.2021	TENDER ISSUE
03	24.03.2021	FOR INFORMATION
04	16.04.2021	GENERAL UPDATE
05	14.05.2021	GENERAL UPDATE
06	07.06.2021	TENDER ISSUE UPDATE
07	18.06.2021	UPDATED LOADING DOCK SFL
08	19.07.2021	AMENDED FIRE EGRESS

REVISION	DATE	DESCRIPTION
09	22.07.2021	GENERAL UPDATE
10	28.07.2021	GENERAL UPDATE
11	11.08.2021	GENERAL UPDATE
12	03.09.2021	GENERAL COORDINATION
13	02.10.2021	AMENDED DELS & LIFT SHAFT ROOF LUS
14	07.06.2021	ISSUE FOR CONSTRUCTION
15	12.11.2021	

QUALITY ASSURANCE (FK IS A CERTIFIED COMPANY TO ISO 9001:2015)

THIS PROJECT IS SUBJECT TO THE FK QUALITY ASSURANCE SYSTEM

- SCHEMATIC DESIGN REVIEW FOR THIS PROJECT IS COMPLETE. DATE OF REVIEW: 01.10.2020
- DESIGN DEVELOPMENT REVIEW FOR THIS PROJECT IS COMPLETE. DATE OF REVIEW: 01.10.2021
- TENDER DOCUMENTATION REVIEW FOR THIS PROJECT IS COMPLETE. DATE OF REVIEW: 01.10.2021
- CONSTRUCTION DOCUMENTATION REVIEW FOR THIS PROJECT IS COMPLETE. DATE OF REVIEW: 01.10.2021

IF THIS DRAWING IS STAMPED UNCONTROLLED COPY THEN IT IS TO BE CONSIDERED A DRAFT. SUBJECT TO REVISION WITHOUT NOTICE

DRAWN	DATE	CHECKED	PLOT DATE	JOB NO.	SCALE
AR	12.11.2021	PM	12.11.2021	19125	1:50@A1

PROJECT
MERITON SUITES CANBERRA
40 ALLARA ST
CANBERRA ACT 2061

DRAWING TITLE
LIFT CORE PLANS AND ELEVATIONS SHEET 09

FENDER KATSALIDIS
WWW.FKAUSTRALIA.COM
L21, 259 GEORGE STREET, SYDNEY
NEW SOUTH WALES 2000 AUSTRALIA
TELEPHONE: +61 2 8216 3500
FENDER KATSALIDIS (AUST) PTY LTD ACN 092 943 032

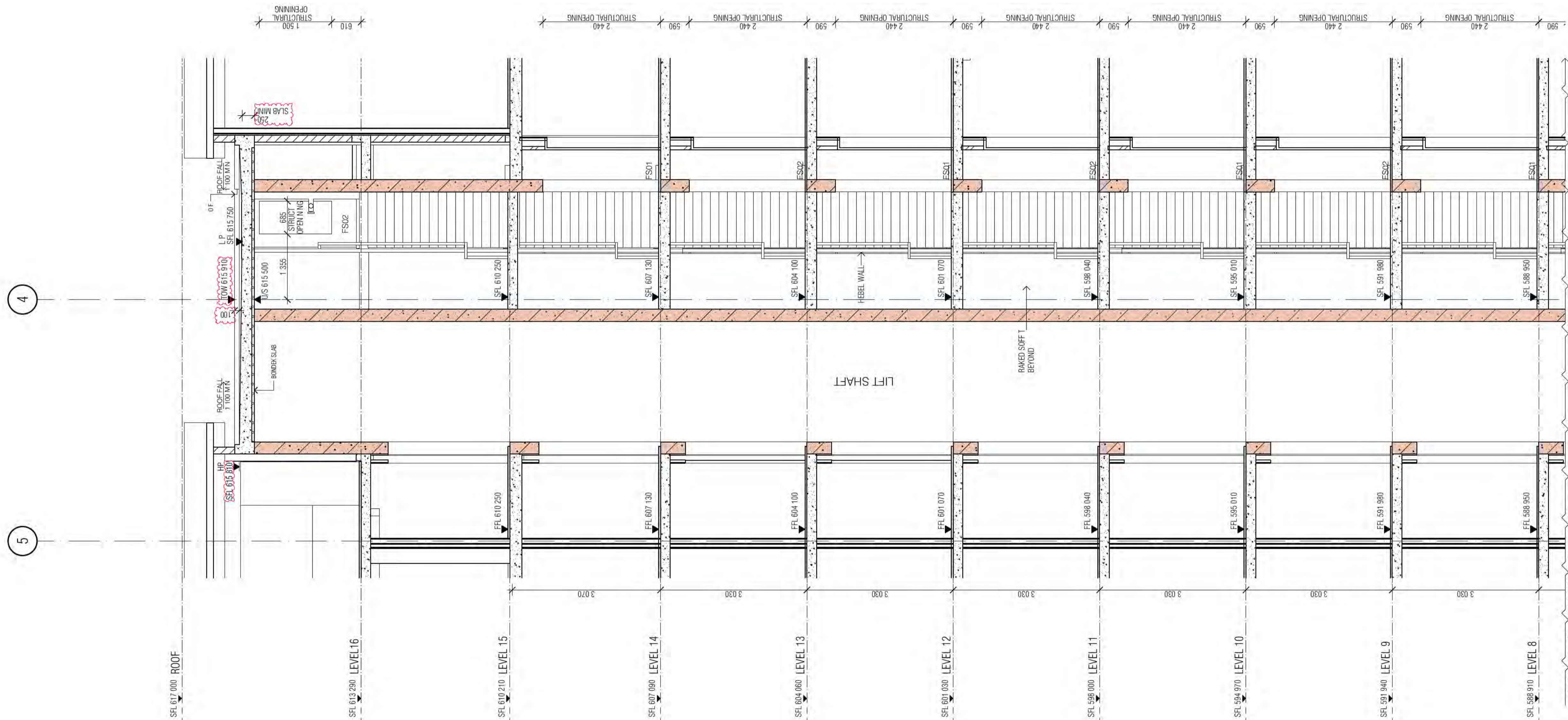
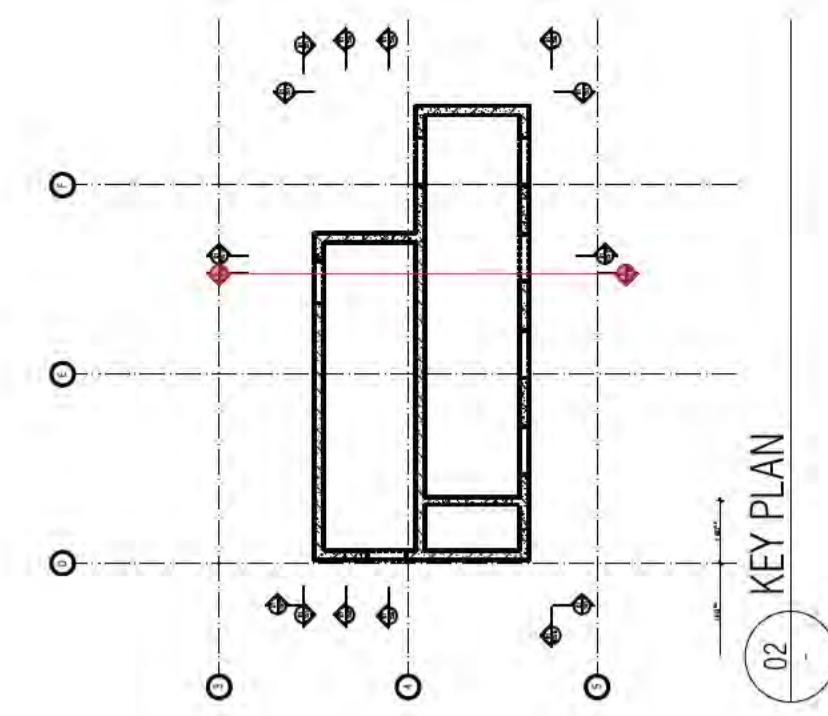
ISSUE PURPOSE
FOR CONSTRUCTION

REV. DRAWING NO.
A A1508

HANDRAIL INDICATIVE ONLY, REFER TO SHOP DRAWINGS
ALL FIRE ISOLATED STAIRWAYS TO MEET PROVISIONS OF AS1428.1:2009.
ALL STAIR NOSINGS TO BE FITTED WITH NON SLIP AND LUMINANCE CONTRASTING STRIPS



BCA certifiers
Date Issued: 14 August 2023
BUILDING APPROVAL is amended under S.32 of the Building Act 2004. BCA Certifiers Australia Pty Ltd
original conditions of approval dated 01 June 2022
Sch 2.2(a)(ii)



BCA certifiers
 450-56 119 715 714
 Date Issued:
 14 August 2023
 BUILDING APPROVAL
 is amended under
 S.32 of the
 Building Act 2004.
 BCA Certifiers
 Australia Pty Ltd
 original conditions of
 approval dated
 01 June 2022

Sch 2.2(a)(ii)

REFER TO DRAWING A1508

01 CORE SECTION

BIMcloud: FRBIMCLOUD BIMcloud19125 40 Allara St Canberra00 MODEL_00 CD/BIM MODEL/19125 General

REVISION	REVISION	REVISION	REVISION
01 TENDER ISSUE	09 GENERAL UPDATE	09 GENERAL UPDATE	AR 28.07.2021
02 FOR INFORMATION	10 GENERAL UPDATE	10 GENERAL UPDATE	AR 11.08.2021
03 GENERAL UPDATE	11 GENERAL COORDINATION	11 GENERAL COORDINATION	AR 03.09.2021
04 GENERAL UPDATE	12 AMENDED DELS & LIFT SHAFT ROOF U/S	12 AMENDED DELS & LIFT SHAFT ROOF U/S	AR 02.10.2021
05 TENDER ISSUE UPDATE	A ISSUE FOR CONSTRUCTION	A ISSUE FOR CONSTRUCTION	AR 12.11.2021
06 UPDATED LOADING DOCK SFL	B AMENDED CORE ROOF SLAB THICKNESS	B AMENDED CORE ROOF SLAB THICKNESS	AR 02.05.2022
07 AMENDED FIRE EGRESS	C MERITON COMMENTS LIFT ROOF SLAB REVERTED TO BONDEK	C MERITON COMMENTS LIFT ROOF SLAB REVERTED TO BONDEK	AR 16.06.2022
08 GENERAL UPDATE	D CORE WATERPROOFING / HYD COORDINATION	D CORE WATERPROOFING / HYD COORDINATION	AR 18.07.2022

QUALITY ASSURANCE (FK IS A CERTIFIED COMPANY TO ISO 9001:2015)

THIS PROJECT IS SUBJECT TO THE FK QUALITY ASSURANCE SYSTEM

SCHEMATIC DESIGN REVIEW FOR THIS PROJECT IS COMPLETE.	DATE OF REVIEW: 01.10.2020
DESIGN DEVELOPMENT REVIEW FOR THIS PROJECT IS COMPLETE.	DATE OF REVIEW: 01.10.2021
TENDER DOCUMENTATION REVIEW FOR THIS PROJECT IS COMPLETE.	DATE OF REVIEW: 11.11.2021
CONSTRUCTION DOCUMENTATION REVIEW FOR THIS DRAWING IS COMPLETE.	DATE OF REVIEW: 01.10.2021

IF THIS DRAWING IS STAMPED UNCONTROLLED COPY THEN IT IS TO BE CONSIDERED A DRAFT. SUBJECT TO REVISION WITHOUT NOTICE

NOTES

THIS DRAWING IS COPYRIGHT AND SHALL REMAIN THE PROPERTY OF FENDER KATSALIDIS (AUST) PTY LTD
 CHECK AND VERIFY ALL DIMENSIONS ON SITE PRIOR TO COMMENCING WORK. DRAWING TO BE READ
 IN CONJUNCTION WITH ALL OTHER CONTRACT DOCUMENTS. DO NOT SCALE DRAWINGS. USE FIGURED
 DIMENSIONS ONLY. SEEK CLARIFICATION OF INCONSISTENCIES / CONFLICTS.

DRAWN	DATE	CHECKED	PLOT DATE	JOB NO.	SCALE
AR	18.07.2022	PM	18.07.2022	19125	1:50@A1

PROJECT

MERITON SUITES CANBERRA
 40 ALLARA ST
 CANBERRA ACT 2061

DRAWING TITLE

LIFT CORE PLANS AND ELEVATIONS SHEET 10

FENDER KATSALIDIS
 WWW.FKAUSTRALIA.COM
 L21, 259 GEORGE STREET, SYDNEY
 NEW SOUTH WALES 2000 AUSTRALIA
 TELEPHONE: +61 2 8216 3500
 FENDER KATSALIDIS (AUST) PTY LTD ACN 092 943 032

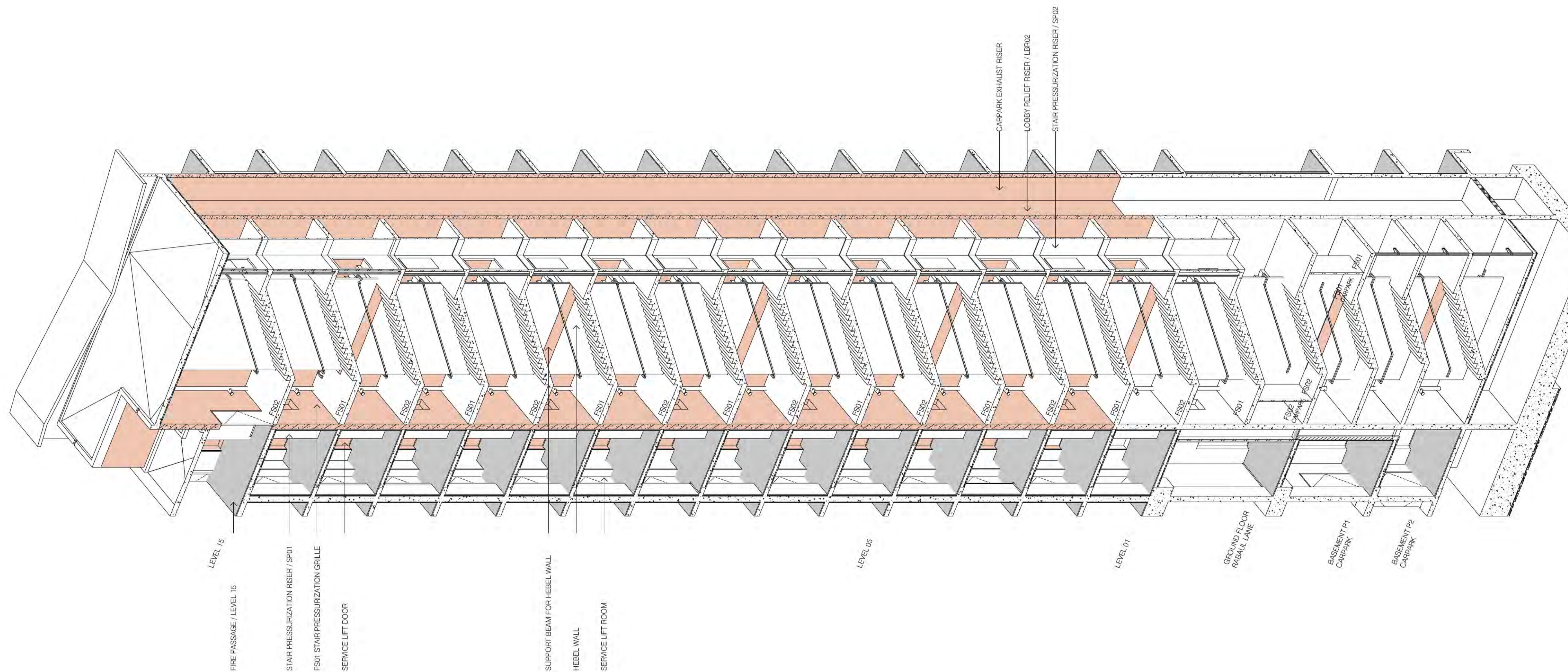
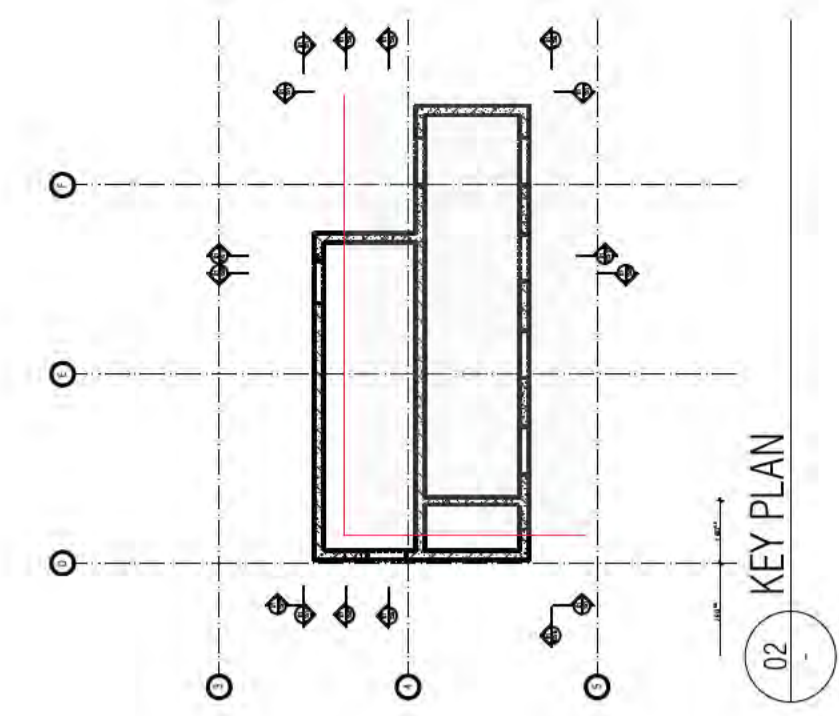
ISSUE PURPOSE

FOR CONSTRUCTION

HANDRAIL INDICATIVE ONLY, REFER TO SHOP DRAWINGS
 ALL FIRE ISOLATED STAIRWAYS TO MEET PROVISIONS OF AS1428.1:2009.
 ALL STAIR NOSINGS TO BE FITTED WITH NON SLIP AND LUMINANCE CONTRASTING STRIPS

FK

REV: D DRAWING NO: A1509



BCA certifiers
 450-56 118 715 716
 Date Issued:
 14 August 2023
 BUILDING APPROVAL
 is amended under
 S.32 of the
 Building Act 2004.
 BCA Certifiers
 Australia Pty Ltd
 Sch 2.2(a)(ii)
 original conditions of
 approval dated
 01 June 2022

01 FIRE STAIR AXONOMETRY

BIMcloud: FRBIMCLOUD BIMcloud19125 40 Allara St Canberra\00 MODEL\DD CD\BIM MODEL\19125 General

REVISION	REVISION	REVISION	REVISION
01 COORDINATION UPDATE	08 GENERAL UPDATE	08 GENERAL UPDATE	AR 22.07.2021
02 TENDER ISSUE	09 GENERAL UPDATE	09 GENERAL UPDATE	AR 28.07.2021
03 FOR INFORMATION	10 GENERAL UPDATE	10 GENERAL UPDATE	AR 11.08.2021
04 GENERAL UPDATE	11 GENERAL COORDINATION	11 GENERAL COORDINATION	AR 03.09.2021
05 GENERAL UPDATE	12 AMENDED DELS & LIFT SHAFT ROOF LWS	12 AMENDED DELS & LIFT SHAFT ROOF LWS	AR 02.10.2021
06 TENDER ISSUE UPDATE	A ISSUE FOR CONSTRUCTION	A ISSUE FOR CONSTRUCTION	AR 12.11.2021
07 UPDATED LOADING DOCK SFL	B AMENDED CORE ROOF SLAB THICKNESS	B AMENDED CORE ROOF SLAB THICKNESS	AR 02.05.2022
08 AMENDED FIRE EGRESS	C CORE WATERPROOFING / HYD COORDINATION	C CORE WATERPROOFING / HYD COORDINATION	AR 18.07.2022

QUALITY ASSURANCE (FK IS A CERTIFIED COMPANY TO ISO 9001:2015)
 THIS PROJECT IS SUBJECT TO THE FK QUALITY ASSURANCE SYSTEM

- SCHEMATIC DESIGN REVIEW FOR THIS PROJECT IS COMPLETE. DATE OF REVIEW: 01.10.2020
- DESIGN DEVELOPMENT REVIEW FOR THIS PROJECT IS COMPLETE. DATE OF REVIEW: 01.10.2021
- TENDER DOCUMENTATION REVIEW FOR THIS PROJECT IS COMPLETE. DATE OF REVIEW: 11.11.2021
- CONSTRUCTION DOCUMENTATION REVIEW FOR THIS DRAWING IS COMPLETE. DATE OF REVIEW: 01.10.2021

IF THIS DRAWING IS STAMPED UNCONTROLLED COPY THEN IT IS TO BE CONSIDERED A DRAFT. SUBJECT TO REVISION WITHOUT NOTICE

NOTES
 THIS DRAWING IS COPYRIGHT AND SHALL REMAIN THE PROPERTY OF FENDER KATSALEDIS (AUST) PTY LTD
 CHECK AND VERIFY ALL DIMENSIONS ON SITE PRIOR TO COMMENCING WORK. DRAWING TO BE READ
 IN CONJUNCTION WITH ALL OTHER CONTRACT DOCUMENTS. DO NOT SCALE DRAWINGS. USE FIGURED
 DIMENSIONS ONLY. SEEK CLARIFICATION OF INCONSISTENCIES / CONFLICTS.


DRAWN	DATE	CHECKED	PLOT DATE	JOB NO.	SCALE
AR	18.07.2022	PM	18.07.2022	19125	N.T.S.@A1

PROJECT
 MERITON SUITES CANBERRA
 40 ALLARA ST
 CANBERRA ACT 2061

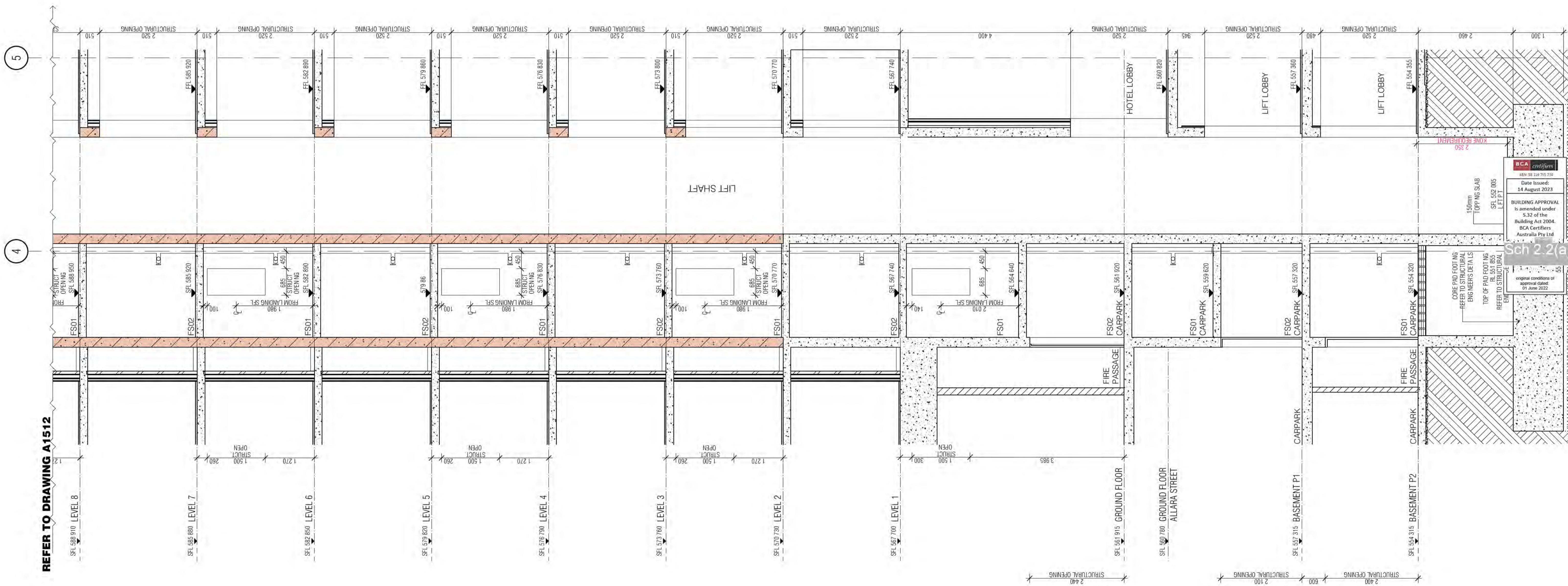
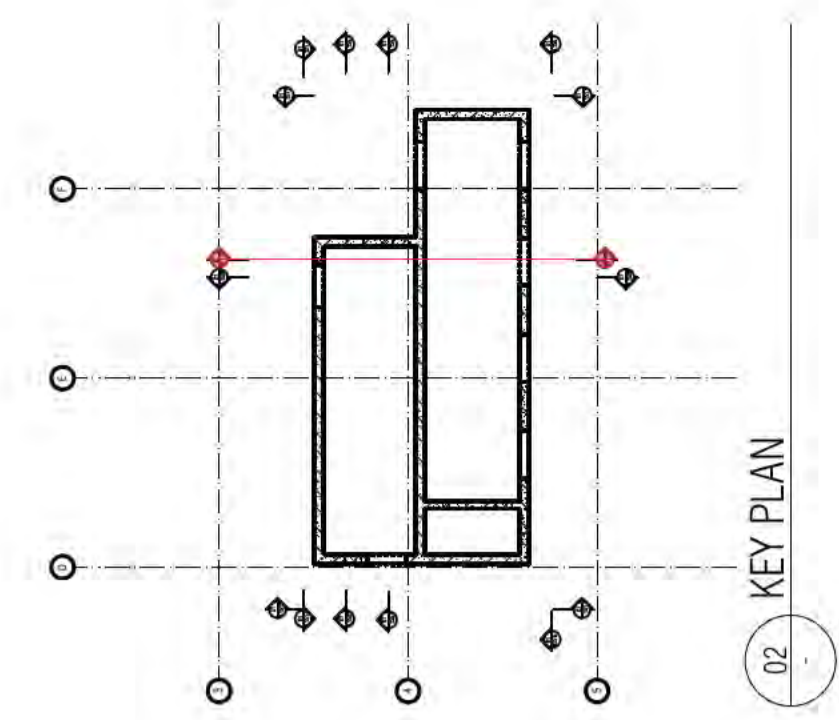
DRAWING TITLE
 LIFT CORE 3D

FENDER KATSALEDIS
 WWW.FKAUSTRALIA.COM
 L21, 259 GEORGE STREET, SYDNEY
 NEW SOUTH WALES 2000 AUSTRALIA
 TELEPHONE: +61 2 8216 3500
 FENDER KATSALEDIS (AUST) PTY LTD ACN 092 943 032

ISSUE PURPOSE
 FOR CONSTRUCTION



REV. C
DRAWING NO. A1510



01 CORE SECTION

BCA certifiers
 Date Issued:
 14 August 2023
 BUILDING APPROVAL
 is amended under
 S.32 of the
 Building Act 2004.
 BCA Certifiers
 Australia Pty Ltd
 original conditions of
 approval dated
 01 June 2022

HANDRAIL INDICATIVE ONLY, REFER TO SHOP DRAWINGS
 ALL FIRE ISOLATED STAIRWAYS TO MEET PROVISIONS OF AS1428.1:2009.
 ALL STAIR NOSINGS TO BE FITTED WITH NON-SLIP AND LUMINANCE CONTRASTING STRIPS

REVISION	REVISION	DATE	REVISION	DATE	
01	GENERAL UPDATE	AR	14.05.2021	AR	02.10.2021
02	TENDER ISSUE UPDATE	AR	07.06.2021	AR	12.11.2021
03	UPDATED LOADING DOCK SFL	AR	18.06.2021		
04	AMENDED FIRE EGRESS	AR	19.07.2021		
05	GENERAL UPDATE	AR	22.07.2021		
06	GENERAL UPDATE	AR	28.07.2021		
07	GENERAL UPDATE	AR	11.08.2021		
08	AMENDED DELS & LIFT SHAFT ROOF L/S	AR	14.05.2021		
09	ISSUE FOR CONSTRUCTION	AR	12.11.2021		


QUALITY ASSURANCE	DATE OF REVIEW
SCHEMATIC DESIGN REVIEW FOR THIS PROJECT IS COMPLETE.	01.10.2020
DESIGN DEVELOPMENT REVIEW FOR THIS PROJECT IS COMPLETE.	01.10.2020
TENDER DOCUMENTATION REVIEW FOR THIS PROJECT IS COMPLETE.	01.10.2020
CONSTRUCTION DOCUMENTATION REVIEW FOR THIS DRAWING IS COMPLETE.	01.10.2021

NOTES	DATE	CHECKED	PLOT DATE	JOB NO.	SCALE
THIS DRAWING IS COPYRIGHT AND SHALL REMAIN THE PROPERTY OF FENDER KATSALIDIS (AUST) PTY LTD. CHECK AND VERIFY ALL DIMENSIONS ON SITE PRIOR TO COMMENCING WORK. DRAWING TO BE READ IN CONJUNCTION WITH ALL OTHER CONTRACT DOCUMENTS. DO NOT SCALE DRAWINGS. USE FIGURED DIMENSIONS ONLY. SEEK CLARIFICATION OF INCONSISTENCIES / CONFLICTS.	12.11.2021	PM	12.11.2021	19125	1:50@A1

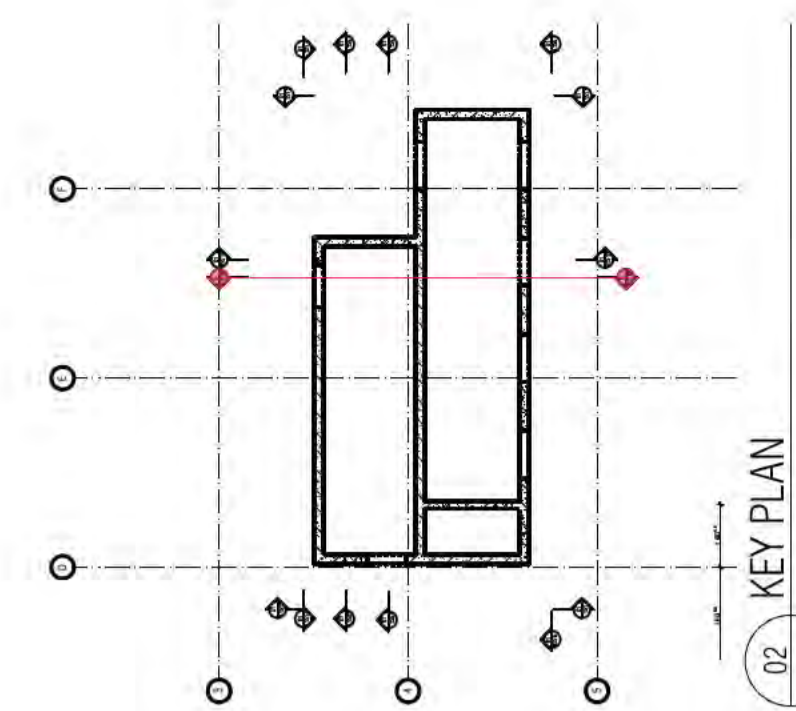
PROJECT	DRAWING TITLE
MERITON SUITES CANBERRA 40 ALLARA ST CANBERRA ACT 2061	LIFT CORE PLANS AND ELEVATIONS SHEET 11

FENDER KATSALIDIS	ISSUE PURPOSE
WWW.FKAUSTRALIA.COM L21, 259 GEORGE STREET, SYDNEY NEW SOUTH WALES 2000 AUSTRALIA TELEPHONE: +61 2 8216 3500 FENDER KATSALIDIS (AUST) PTY LTD ACN 092 943 032	FOR CONSTRUCTION

REV.	DRAWING NO.
A	A1511



BIMcloud: FKSYDBIMCLOUD23 BIMcloud Basic for ARCHICAD 23/19125 40 Allara St Canberra/19125 General



BCA certifiers
 450V 36 118 715 714
 Date Issued:
 14 August 2023
 BUILDING APPROVAL
 is amended under
 S.32 of the
 Building Act 2004.
 BCA Certifiers
 Australia Pty Ltd
Sch 2.2(a)(ii)
 original conditions of
 approval dated
 01 June 2022

REFER TO DRAWING A1511

01 CORE SECTION

BIMcloud: FRM/CLOUD BIMcloud19125 40 Allara St Canberra00 MODEL_00 CD/BIM MODEL/19125 General

REVISION	REVISION	DATE	REVISION	DATE
01 GENERAL UPDATE	AR	14.05.2021	08 AMENDED DELS & LIFT SHAFT ROOF LVS	AR 02.10.2021
02 TENDER ISSUE UPDATE	AR	07.06.2021	A ISSUE FOR CONSTRUCTION	AR 12.11.2021
03 UPDATED LOADING DOCK SFL	AR	18.06.2021	B AMENDED CORE ROOF SLAB THICKNESS	AR 02.05.2022
04 AMENDED FIRE EGRESS	AR	19.07.2021	C MERITON COMMENTS LIFT ROOF SLAB REVERTED TO BONDER	AR 16.06.2022
05 GENERAL UPDATE	AR	22.07.2021	D CORE WATERPROOFING / HYD. COORDINATION	AR 18.07.2022
06 GENERAL UPDATE	AR	28.07.2021		
07 GENERAL UPDATE	AR	11.08.2021		
08 GENERAL COORDINATION	AR	03.09.2021		

QUALITY ASSURANCE (FK IS A CERTIFIED COMPANY TO ISO 9001:2015)
 THIS PROJECT IS SUBJECT TO THE FK QUALITY ASSURANCE SYSTEM
 ■ SCHEMATIC DESIGN REVIEW FOR THIS PROJECT IS COMPLETE. DATE OF REVIEW: 01.10.2020
 ■ DESIGN DEVELOPMENT REVIEW FOR THIS PROJECT IS COMPLETE. DATE OF REVIEW: 01.10.2021
 ■ TENDER DOCUMENTATION REVIEW FOR THIS PROJECT IS COMPLETE. DATE OF REVIEW: 11.11.2021
 ■ CONSTRUCTION DOCUMENTATION REVIEW FOR THIS DRAWING IS COMPLETE. DATE OF REVIEW: 01.10.2021
 IF THIS DRAWING IS STAMPED UNCONTROLLED COPY THEN IT IS TO BE CONSIDERED A DRAFT. SUBJECT TO REVISION WITHOUT NOTICE

NOTES
 THIS DRAWING IS COPYRIGHT AND SHALL REMAIN THE PROPERTY OF FENDER KATSLIDIS (AUST) PTY LTD
 CHECK AND VERIFY ALL DIMENSIONS ON SITE PRIOR TO COMMENCING WORK. DRAWING TO BE READ
 IN CONJUNCTION WITH ALL OTHER CONTRACT DOCUMENTS. DO NOT SCALE DRAWINGS. USE FIGURED
 DIMENSIONS ONLY. SEEK CLARIFICATION OF INCONSISTENCIES / CONFLICTS.

DRAWN	DATE	CHECKED	PLOT DATE	JOB NO.	SCALE
AR	18.07.2022	PM	18.07.2022	19125	1:50@A1

PROJECT
 MERITON SUITES CANBERRA
 40 ALLARA ST
 CANBERRA ACT 2061


DRAWING TITLE
 LIFT CORE PLANS AND ELEVATIONS SHEET 12


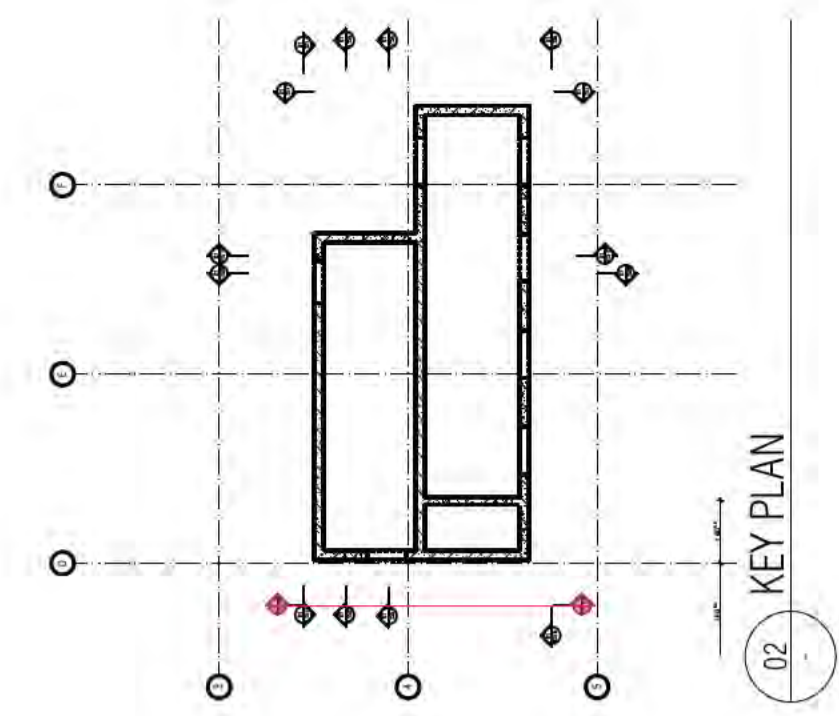
FENDER KATSLIDIS
 WWW.FKAUSTRALIA.COM
 L21, 249 GEORGE STREET, SYDNEY
 NEW SOUTH WALES 2000 AUSTRALIA
 TELEPHONE: +61 2 8216 3500
 FENDER KATSLIDIS (AUST) PTY LTD ACN 092 943 032

ISSUE PURPOSE
 FOR CONSTRUCTION

REV. DRAWING NO.
 D A1512

HANDRAIL INDICATIVE ONLY, REFER TO SHOP DRAWINGS
 ALL FIRE ISOLATED STAIRWAYS TO MEET PROVISIONS OF AS1428.1:2009.
 ALL STAIR NOSINGS TO BE FITTED WITH NON-SLIP AND LUMINANCE CONTRASTING STRIPS





Date Issued: 14 August 2023

 BUILDING APPROVAL is amended under S.32 of the Building Act 2004.

 BCA Certifiers Australia Pty Ltd

 original conditions of approval dated 01 June 2022

Sch 2.2(a)(ii)

REFER TO DRAWING A1513

01 CORE SECTION

BIMcloud: FRBIMCLOUD BIMcloud19125 40 Allara St Canberra\00 MODEL\00 CD\BIM MODEL\19125 General

REVISION	REVISION	DATE	DATE
01 TENDER ISSUE UPDATE	AR	07.06.2021	12.11.2021
02 UPDATED LOADING DOCK SFL	AR	18.06.2021	02.05.2022
03 AMENDED FIRE EGRESS	AR	19.07.2021	16.06.2022
04 GENERAL UPDATE	AR	22.07.2021	18.07.2022
05 GENERAL UPDATE	AR	28.07.2021	
06 GENERAL UPDATE	AR	11.08.2021	
07 GENERAL COORDINATION	AR	03.09.2021	
08 AMENDED DELS & LIFT SHAFT ROOF U/S	AR	02.10.2021	

QUALITY ASSURANCE (FK IS A CERTIFIED COMPANY TO ISO 9001:2015)

THIS PROJECT IS SUBJECT TO THE FK QUALITY ASSURANCE SYSTEM

■ SCHEMATIC DESIGN REVIEW FOR THIS PROJECT IS COMPLETE.	DATE OF REVIEW: 01.10.2020
■ DESIGN DEVELOPMENT REVIEW FOR THIS PROJECT IS COMPLETE.	DATE OF REVIEW: 01.10.2021
■ TENDER DOCUMENTATION REVIEW FOR THIS PROJECT IS COMPLETE.	DATE OF REVIEW: 11.11.2021
■ CONSTRUCTION DOCUMENTATION REVIEW FOR THIS DRAWING IS COMPLETE.	DATE OF REVIEW: 01.10.2021

IF THIS DRAWING IS STAMPED UNCONTROLLED COPY THEN IT IS TO BE CONSIDERED A DRAFT. SUBJECT TO REVISION WITHOUT NOTICE

NOTES

THIS DRAWING IS COPYRIGHT AND SHALL REMAIN THE PROPERTY OF FENDER KATSALEDIS (AUST) PTY LTD. CHECK AND VERIFY ALL DIMENSIONS ON SITE PRIOR TO COMMENCING WORK. DRAWING TO BE READ IN CONJUNCTION WITH ALL OTHER CONTRACT DOCUMENTS. DO NOT SCALE DRAWINGS. USE FIGURED DIMENSIONS ONLY. SEEK CLARIFICATION OF INCONSISTENCIES / CONFLICTS.

DRAWN	DATE	CHECKED	PLOT DATE	JOB NO.	SCALE
AR	18.07.2022	PM	18.07.2022	19125	1:50@A1

PROJECT

MERITON SUITES CANBERRA
40 ALLARA ST
CANBERRA ACT 2061

DRAWING TITLE

LIFT CORE PLANS AND ELEVATIONS SHEET 14

FENDER KATSALEDIS
WWW.FKAUSTRALIA.COM
L21, 259 GEORGE STREET, SYDNEY
NEW SOUTH WALES 2000 AUSTRALIA
TELEPHONE: +61 2 8216 3500
FENDER KATSALEDIS (AUST) PTY LTD ACN 092 943 032

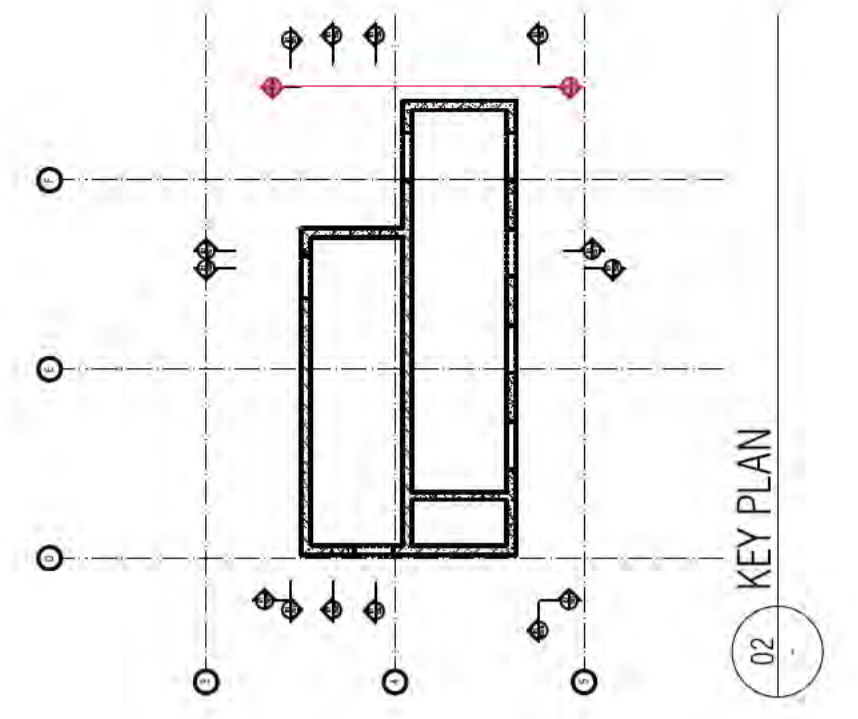
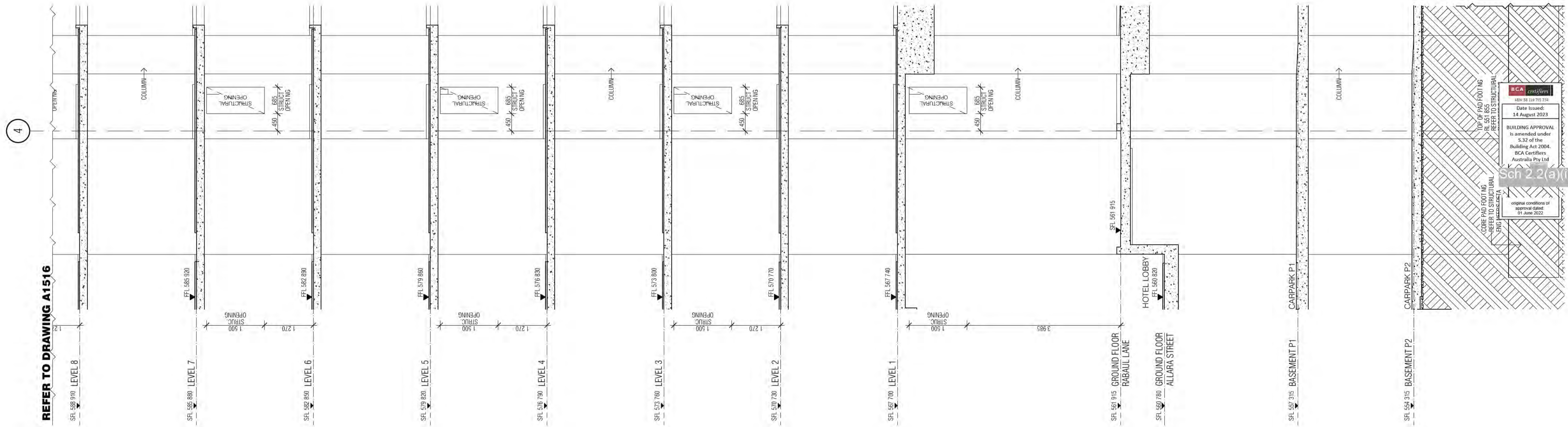
ISSUE PURPOSE

FOR CONSTRUCTION

REV. **D** **DRAWING NO.** **A1514**

HANDRAIL INDICATIVE ONLY, REFER TO SHOP DRAWINGS
ALL FIRE ISOLATED STAIRWAYS TO MEET PROVISIONS OF AS1428.1:2009.
ALL STAIR NOSINGS TO BE FITTED WITH NON-SLIP AND LUMINANCE CONTRASTING STRIPS





01 CORE SECTION

BIMcloud: FKSYDBIMCLOUD23 BIMcloud Basic for ARCHICAD 23/19125 40 Allara St Canberra/19125 General

REVISION	REVISION	DATE	REVISION	DATE	
01	TENDER ISSUE UPDATE	AR	07.06.2021	AR	12.11.2021
02	UPDATED LOADING DOCK SFL	AR	18.06.2021		
03	AMENDED FIRE EGRESS	AR	19.07.2021		
04	GENERAL UPDATE	AR	22.07.2021		
05	GENERAL UPDATE	AR	28.07.2021		
06	GENERAL UPDATE	AR	11.08.2021		
07	GENERAL COORDINATION	AR	03.09.2021		
08	AMENDED DELS & LIFT SHAFT ROOF U/S	AR	02.10.2021		

QUALITY ASSURANCE	DATE OF REVIEW
SCHEMATIC DESIGN REVIEW FOR THIS PROJECT IS COMPLETE.	DATE OF REVIEW: 01.10.2020
DESIGN DEVELOPMENT REVIEW FOR THIS PROJECT IS COMPLETE.	DATE OF REVIEW:
TENDER DOCUMENTATION REVIEW FOR THIS PROJECT IS COMPLETE.	DATE OF REVIEW:
CONSTRUCTION DOCUMENTATION REVIEW FOR THIS DRAWING IS COMPLETE.	DATE OF REVIEW: 01.10.2021

NOTES
 THIS DRAWING IS COPYRIGHT AND SHALL REMAIN THE PROPERTY OF FENDER KATSALEDIS (AUST) PTY LTD
 CHECK AND VERIFY ALL DIMENSIONS ON SITE PRIOR TO COMMENCING WORK. DRAWING TO BE READ
 IN CONJUNCTION WITH ALL OTHER CONTRACT DOCUMENTS. DO NOT SCALE DRAWINGS. USE FIGURED
 DIMENSIONS ONLY. SEEK CLARIFICATION OF INCONSISTENCIES / CONFLICTS.

DRAWN	DATE	CHECKED	PLOT DATE	JOB NO.	SCALE
AR	12.11.2021	PM	12.11.2021	19125	1:50@A1


PROJECT
 MERITON SUITES CANBERRA
 40 ALLARA ST
 CANBERRA ACT 2061

DRAWING TITLE
 LIFT CORE PLANS AND ELEVATIONS SHEET 15

FENDER KATSALEDIS
 WWW.FKAUSTRALIA.COM
 L21, 259 GEORGE STREET, SYDNEY
 NEW SOUTH WALES 2000 AUSTRALIA
 TELEPHONE: +61 2 8216 3500
 FENDER KATSALEDIS (AUST) PTY LTD ACN 092 943 032

ISSUE PURPOSE
 FOR CONSTRUCTION

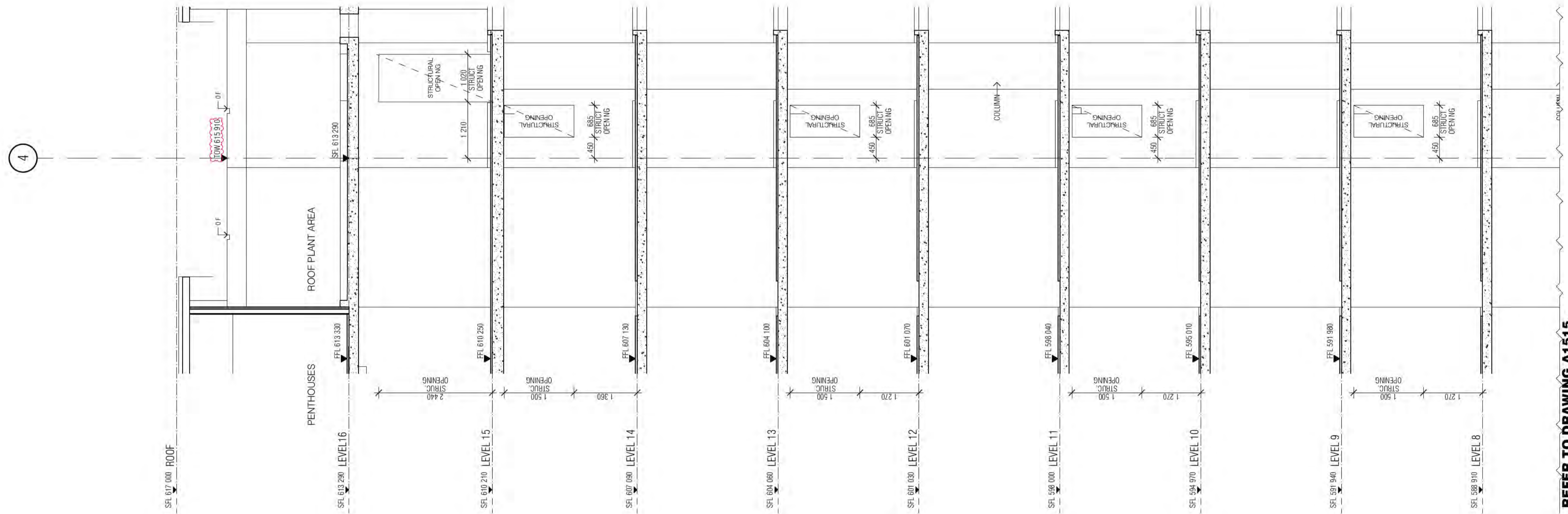
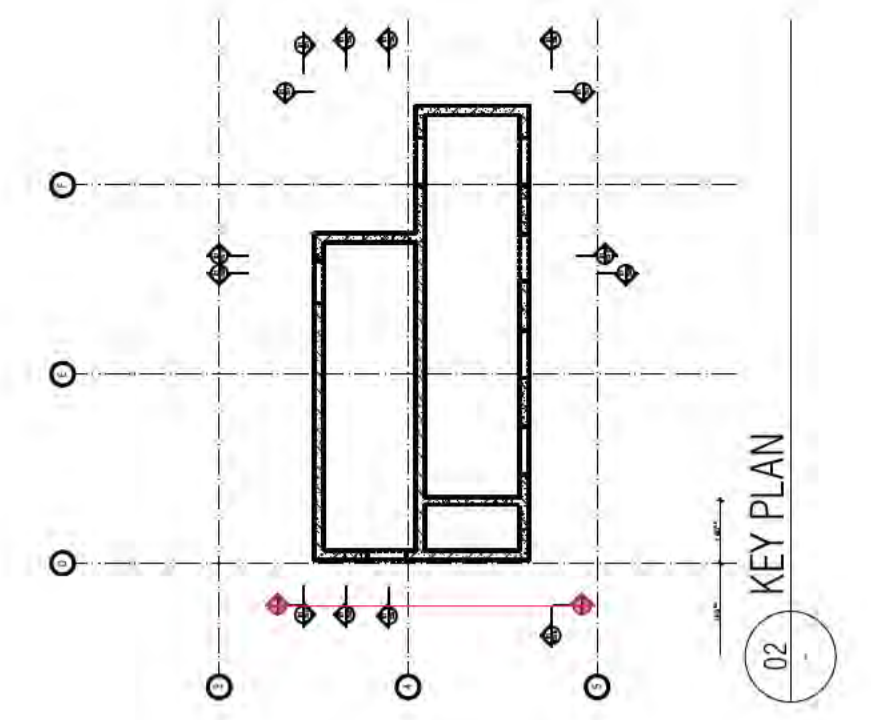
HANDRAIL INDICATIVE ONLY, REFER TO SHOP DRAWINGS
 ALL FIRE ISOLATED STAIRWAYS TO MEET PROVISIONS OF AS1428.1:2009.
 ALL STAIR NOSINGS TO BE FITTED WITH NON-SLIP AND LUMINANCE CONTRASTING STRIPS



REV. **DRAWING NO.**
 A **A1515**

BCA certifiers
 Date Issued:
 14 August 2023
 BUILDING APPROVAL
 is amended under
 S.32 of the
 Building Act 2004.
 BCA Certifiers
 Australia Pty Ltd
 original conditions of
 approval dated
 01 June 2022

Sch 2.2(a)(ii)



BCA certifiers
Date Issued: 14 August 2023
BUILDING APPROVAL is amended under S.32 of the Building Act 2004. BCA Certifiers Australia Pty Ltd
original conditions of approval dated 01 June 2022

Sch 2.2(a)(ii)

HANDRAIL INDICATIVE ONLY, REFER TO SHOP DRAWINGS
ALL FIRE ISOLATED STAIRWAYS TO MEET PROVISIONS OF AS1428.1:2009.
ALL STAIR NOSINGS TO BE FITTED WITH NON-SLIP AND LUMINANCE CONTRASTING STRIPS

01 CORE SECTION

BIMcloud: FRBIMCLOUD BIMcloud/19125 40 Allara St Canberra/00 MODEL/00 CD/BIM MODEL/19125 General

REVISION	REVISION	DATE	REVISION	DATE
01 TENDER ISSUE UPDATE	AR	07.06.2021	A ISSUE FOR CONSTRUCTION	AR 12.11.2021
02 UPDATED LOADING DOCK SFL	AR	18.06.2021	B AMENDED CORE ROOF SLAB THICKNESS	AR 02.05.2022
03 AMENDED FIRE EGRESS	AR	19.07.2021	C CORE WATERPROOFING / HYD. COORDINATION	AR 18.07.2022
04 GENERAL UPDATE	AR	22.07.2021		
05 GENERAL UPDATE	AR	28.07.2021		
06 GENERAL UPDATE	AR	11.08.2021		
07 GENERAL COORDINATION	AR	03.09.2021		
08 AMENDED DELS & LIFT SHAFT ROOF U/S	AR	02.10.2021		

QUALITY ASSURANCE (FK IS A CERTIFIED COMPANY TO ISO 9001:2015)

THIS PROJECT IS SUBJECT TO THE FK QUALITY ASSURANCE SYSTEM

■ SCHEMATIC DESIGN REVIEW FOR THIS PROJECT IS COMPLETE.	DATE OF REVIEW: 01.10.2020
■ DESIGN DEVELOPMENT REVIEW FOR THIS PROJECT IS COMPLETE.	DATE OF REVIEW: 01.10.2021
■ TENDER DOCUMENTATION REVIEW FOR THIS PROJECT IS COMPLETE.	DATE OF REVIEW: 11.11.2021
■ CONSTRUCTION DOCUMENTATION REVIEW FOR THIS DRAWING IS COMPLETE.	DATE OF REVIEW: 01.10.2021

IF THIS DRAWING IS STAMPED UNCONTROLLED COPY THEN IT IS TO BE CONSIDERED A DRAFT. SUBJECT TO REVISION WITHOUT NOTICE

NOTES

THIS DRAWING IS COPYRIGHT AND SHALL REMAIN THE PROPERTY OF FENDER KATSALIDIS (AUST) PTY LTD
CHECK AND VERIFY ALL DIMENSIONS ON SITE PRIOR TO COMMENCING WORK. DRAWING TO BE READ IN CONJUNCTION WITH ALL OTHER CONTRACT DOCUMENTS. DO NOT SCALE DRAWINGS. USE FIGURED DIMENSIONS ONLY. SEEK CLARIFICATION OF INCONSISTENCIES / CONFLICTS.

DRAWN	DATE	CHECKED	PLOT DATE	JOB NO.	SCALE
AR	18.07.2022	PM	18.07.2022	19125	1:50@A1

PROJECT

MERITON SUITES CANBERRA
40 ALLARA ST
CANBERRA ACT 2061


DRAWING TITLE

LIFT CORE PLANS AND ELEVATIONS SHEET 16

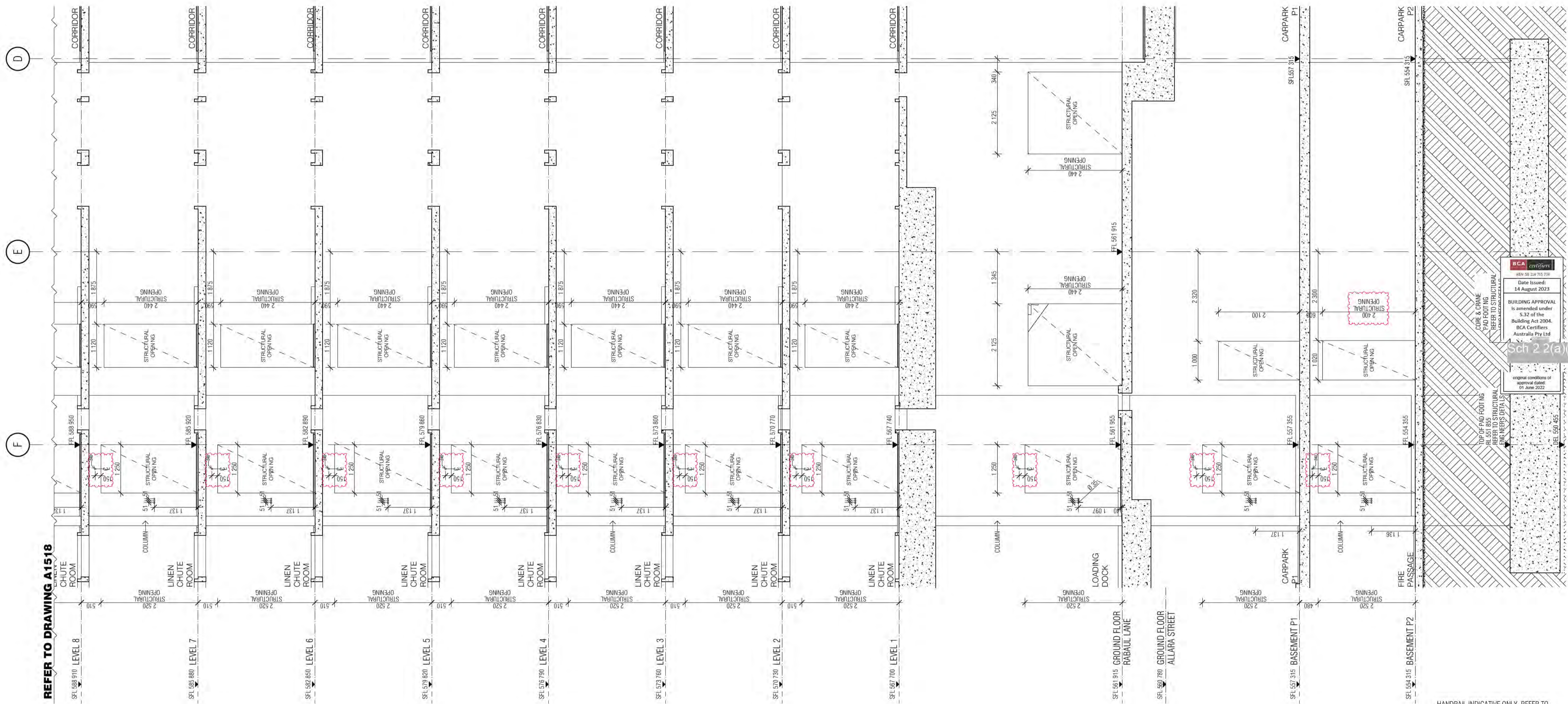
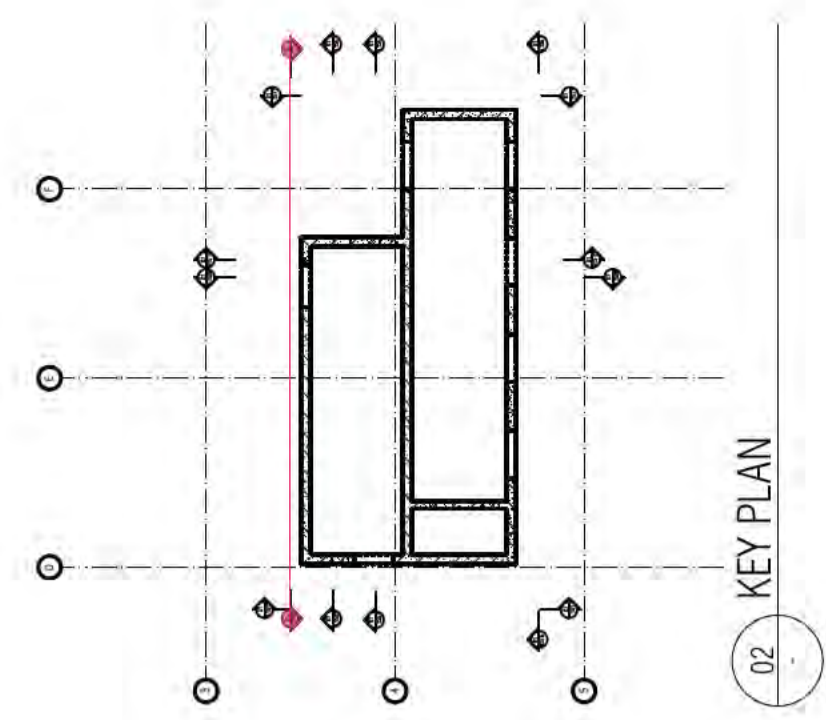
FENDER KATSALIDIS
WWW.FKAUSTRALIA.COM
L21, 269 GEORGE STREET, SYDNEY
NEW SOUTH WALES 2000 AUSTRALIA
TELEPHONE: +61 2 8216 3500
FENDER KATSALIDIS (AUST) PTY LTD ACN 092 943 032

ISSUE PURPOSE

FOR CONSTRUCTION



REV. C
DRAWING NO. A1516



01 CORE SECTION

BCA certifiers
 Date Issued: 14 August 2023
 BUILDING APPROVAL is amended under s.32 of the Building Act 2004. BCA Certifiers Australia Pty Ltd
 original conditions of approval dated 01 June 2022

HANDRAIL INDICATIVE ONLY, REFER TO SHOP DRAWINGS
 ALL FIRE ISOLATED STAIRWAYS TO MEET PROVISIONS OF AS1428.1:2009.
 ALL STAIR NOSINGS TO BE FITTED WITH NON-SLIP AND LUMINANCE CONTRASTING STRIPS

REVISION	REVISION	DATE
01	TENDER ISSUE UPDATE	07.06.2021
02	UPDATED LOADING DOCK SFL	18.06.2021
03	AMENDED FIRE EGRESS	19.07.2021
04	GENERAL UPDATE	22.07.2021
05	GENERAL UPDATE	28.07.2021
06	GENERAL UPDATE	11.08.2021
07	GENERAL COORDINATION	03.09.2021
08	AMENDED DLS & LIFT SHAFT ROOF U/S	02.10.2021


REVISION	REVISION	DATE
09	AMENDED MECH RISERS	08.10.2021
10	ISSUE FOR CONSTRUCTION	12.11.2021
11	40MM DIA LANTERN CONDUITS	17.01.2022

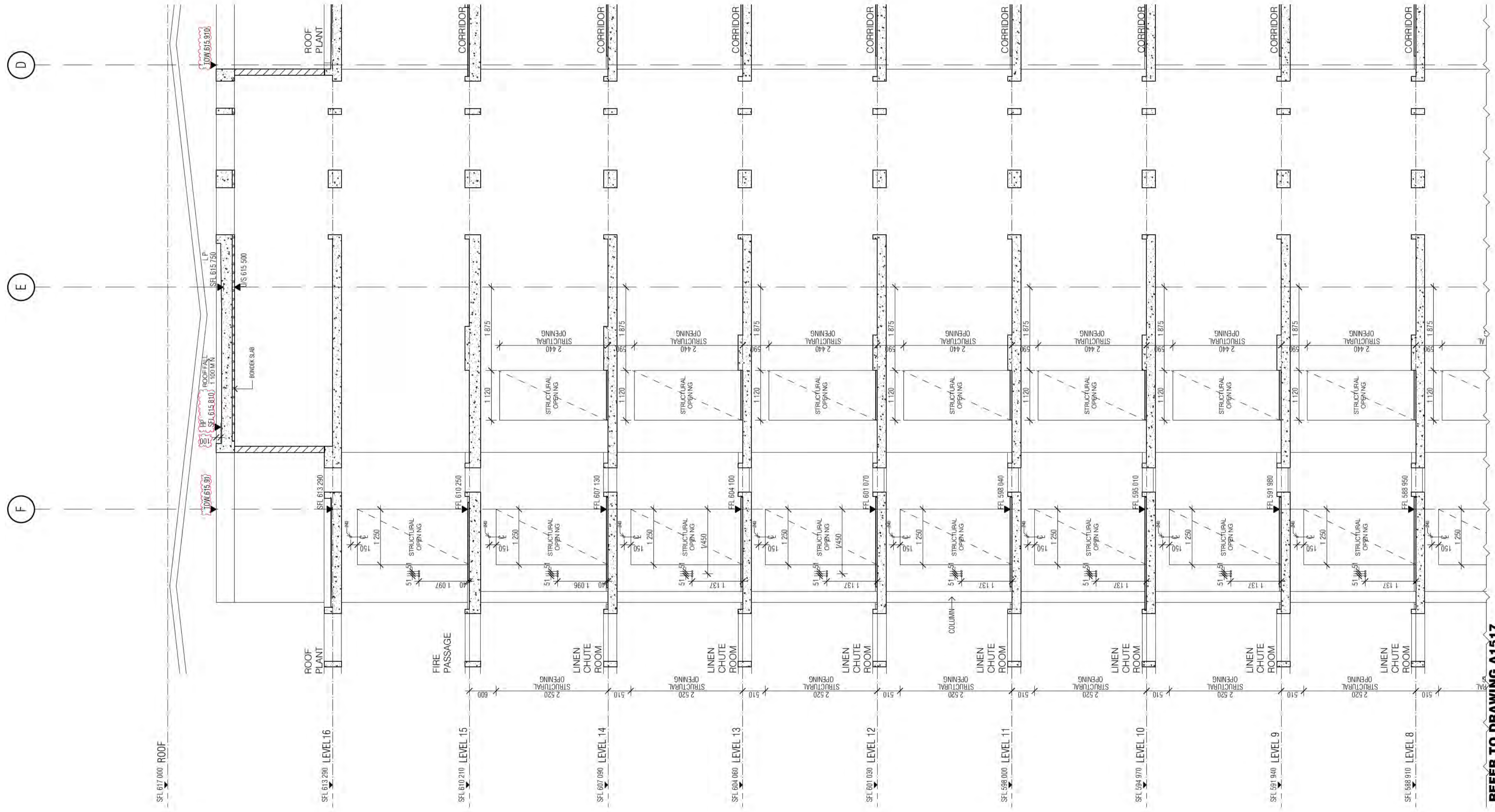
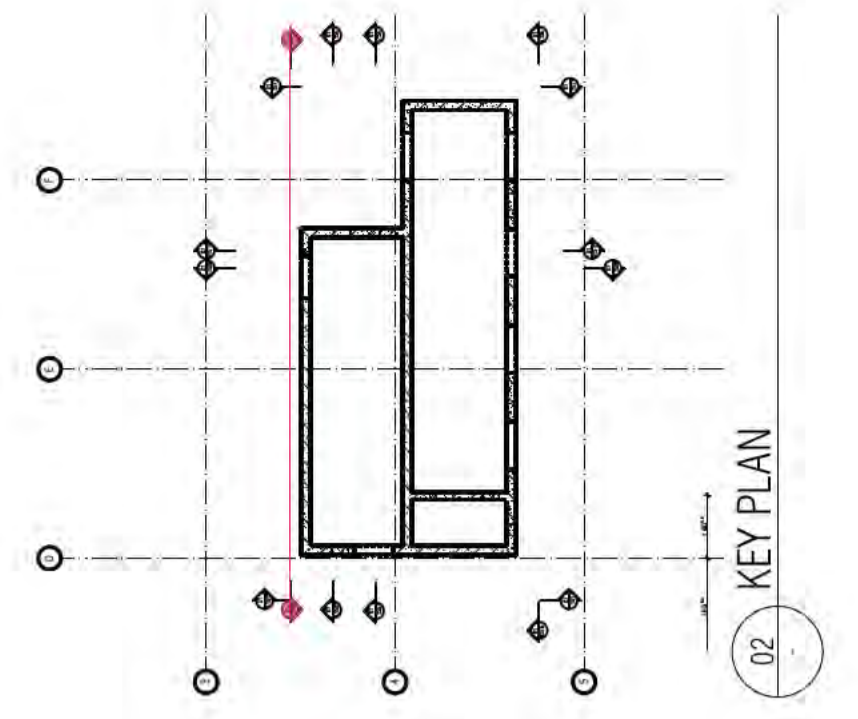
QUALITY ASSURANCE	DATE
SCHEMATIC DESIGN REVIEW FOR THIS PROJECT IS COMPLETE.	01.10.2020
DESIGN DEVELOPMENT REVIEW FOR THIS PROJECT IS COMPLETE.	01.10.2020
TENDER DOCUMENTATION REVIEW FOR THIS PROJECT IS COMPLETE.	01.10.2020
CONSTRUCTION DOCUMENTATION REVIEW FOR THIS PROJECT IS COMPLETE.	01.10.2021

NOTES	DRAWN	DATE	CHECKED	PLOT DATE	JOB NO.	SCALE
THIS DRAWING IS COPYRIGHT AND SHALL REMAIN THE PROPERTY OF FENDER KATSALIDIS (AUST) PTY LTD. CHECK AND VERIFY ALL DIMENSIONS ON SITE PRIOR TO COMMENCING WORK. DRAWING TO BE READ IN CONJUNCTION WITH ALL OTHER CONTRACT DOCUMENTS. DO NOT SCALE DRAWINGS. USE FIGURED DIMENSIONS ONLY. SEEK CLARIFICATION OF INCONSISTENCIES / CONFLICTS.	AR	17.01.2022	PM	17.01.2022	19125	1:50@A1

PROJECT	DRAWING TITLE
MERITON SUITES CANBERRA 40 ALLARA ST CANBERRA ACT 2061	LIFT CORE PLANS AND ELEVATIONS SHEET 17

ISSUE PURPOSE	REV.	DRAWING NO.
FOR CONSTRUCTION	B	A1517





01 CORE SECTION

REFER TO DRAWING A1517

HANDRAIL INDICATIVE ONLY, REFER TO SHOP DRAWINGS
 ALL FIRE ISOLATED STAIRWAYS TO MEET PROVISIONS OF AS1428.1:2009.
 ALL STAIR NOSINGS TO BE FITTED WITH NON-SLIP AND LUMINANCE CONTRASTING STRIPS

BIMcloud: FRM/CLOUD BIMcloud/19125 40 Allara St Canberra/00 MODEL/00 CD/BIM MODEL/19125 General

REVISION	DESCRIPTION	DATE
01	TENDER ISSUE UPDATE	07.06.2021
02	UPDATED LOADING DOCK SFL	18.06.2021
02	AMENDED FIRE EGRESS	19.07.2021
03	GENERAL UPDATE	22.07.2021
04	GENERAL UPDATE	28.07.2021
05	GENERAL UPDATE	11.08.2021
06	GENERAL COORDINATION	03.09.2021
07	AMENDED DLS & LIFT SHAFT ROOF U/S	02.10.2021

REVISION	DESCRIPTION	DATE
08	AMENDED MECH RISERS	08.10.2021
A	ISSUE FOR CONSTRUCTION	12.11.2021
B	40MM DIA LANTERN CONDUITS	17.01.2022
C	AMENDED CORE ROOF SLAB THICKNESS	02.05.2022
D	MERITON COMMENTS LIFT ROOF SLAB REVERTED TO BONDEX	16.06.2022
E	CORE WATERPROOFING / HYD. COORDINATION	18.07.2022

QUALITY ASSURANCE	DESCRIPTION	DATE
■	SCHEMATIC DESIGN REVIEW FOR THIS PROJECT IS COMPLETE.	01.10.2020
■	DESIGN DEVELOPMENT REVIEW FOR THIS PROJECT IS COMPLETE.	01.10.2021
■	TENDER DOCUMENTATION REVIEW FOR THIS PROJECT IS COMPLETE.	11.11.2021
■	CONSTRUCTION DOCUMENTATION REVIEW FOR THIS PROJECT IS COMPLETE.	01.10.2021


NOTES
THIS DRAWING IS COPYRIGHT AND SHALL REMAIN THE PROPERTY OF FENDER KATSALIDIS (AUST) PTY LTD. CHECK AND VERIFY ALL DIMENSIONS ON SITE PRIOR TO COMMENCING WORK. DRAWING TO BE READ IN CONJUNCTION WITH ALL OTHER CONTRACT DOCUMENTS. DO NOT SCALE DRAWINGS. USE FIGURED DIMENSIONS ONLY. SEEK CLARIFICATION OF INCONSISTENCIES / CONFLICTS.
DRAWN AR
DATE 18.07.2022
CHECKED PM
PLOT DATE 18.07.2022
JOB NO. 19125
SCALE 1:50@A1

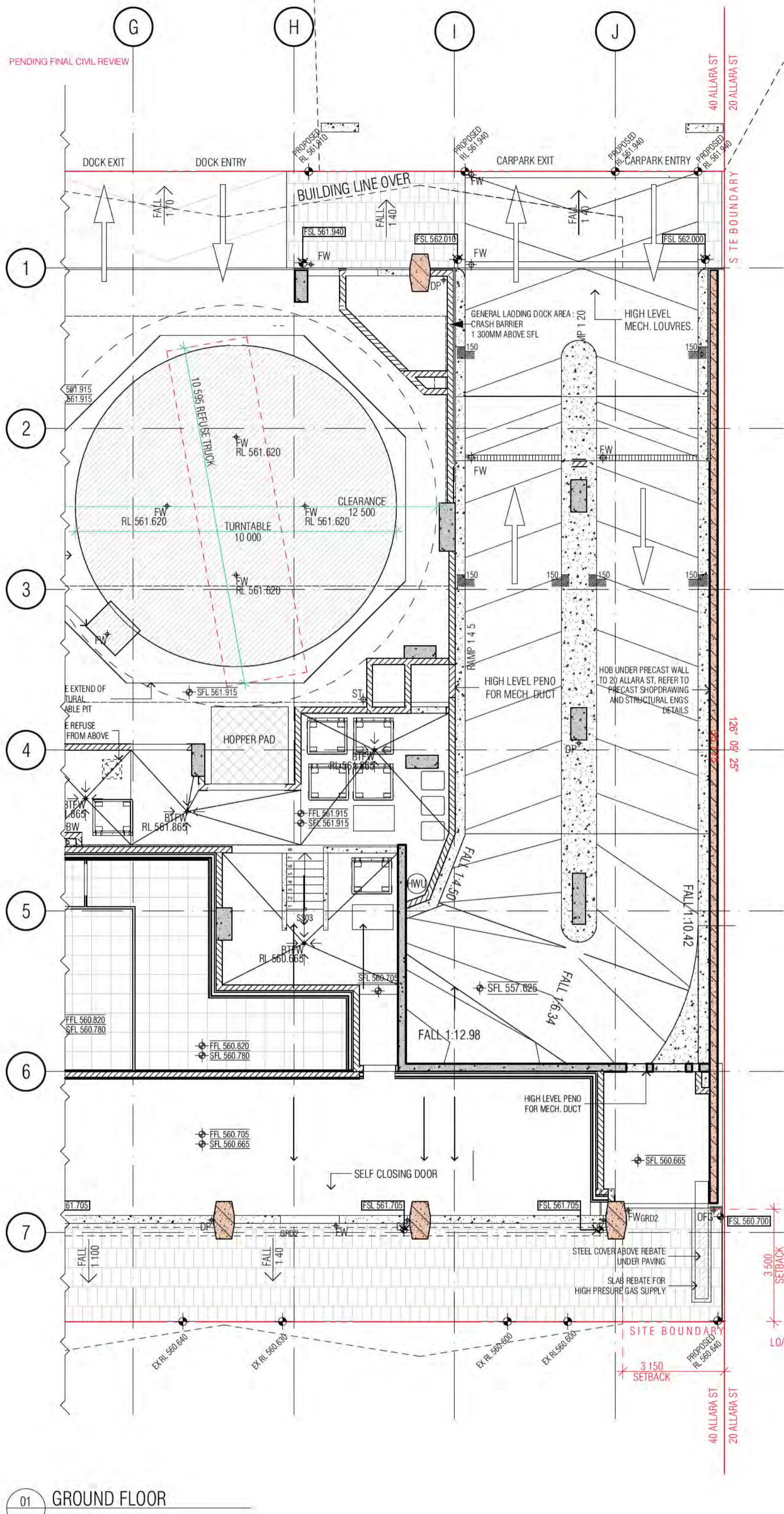
PROJECT
MERITON SUITES CANBERRA 40 ALLARA ST CANBERRA ACT 2061
DRAWING TITLE LIFT CORE PLANS AND ELEVATIONS SHEET 18

FENDER KATSALIDIS
WWW.FKAUSTRALIA.COM L21, 259 GEORGE STREET, SYDNEY NEW SOUTH WALES 2000 AUSTRALIA TELEPHONE: +61 2 8216 3500 FENDER KATSALIDIS (AUST) PTY LTD ACN 092 943 032
ISSUE PURPOSE FOR CONSTRUCTION

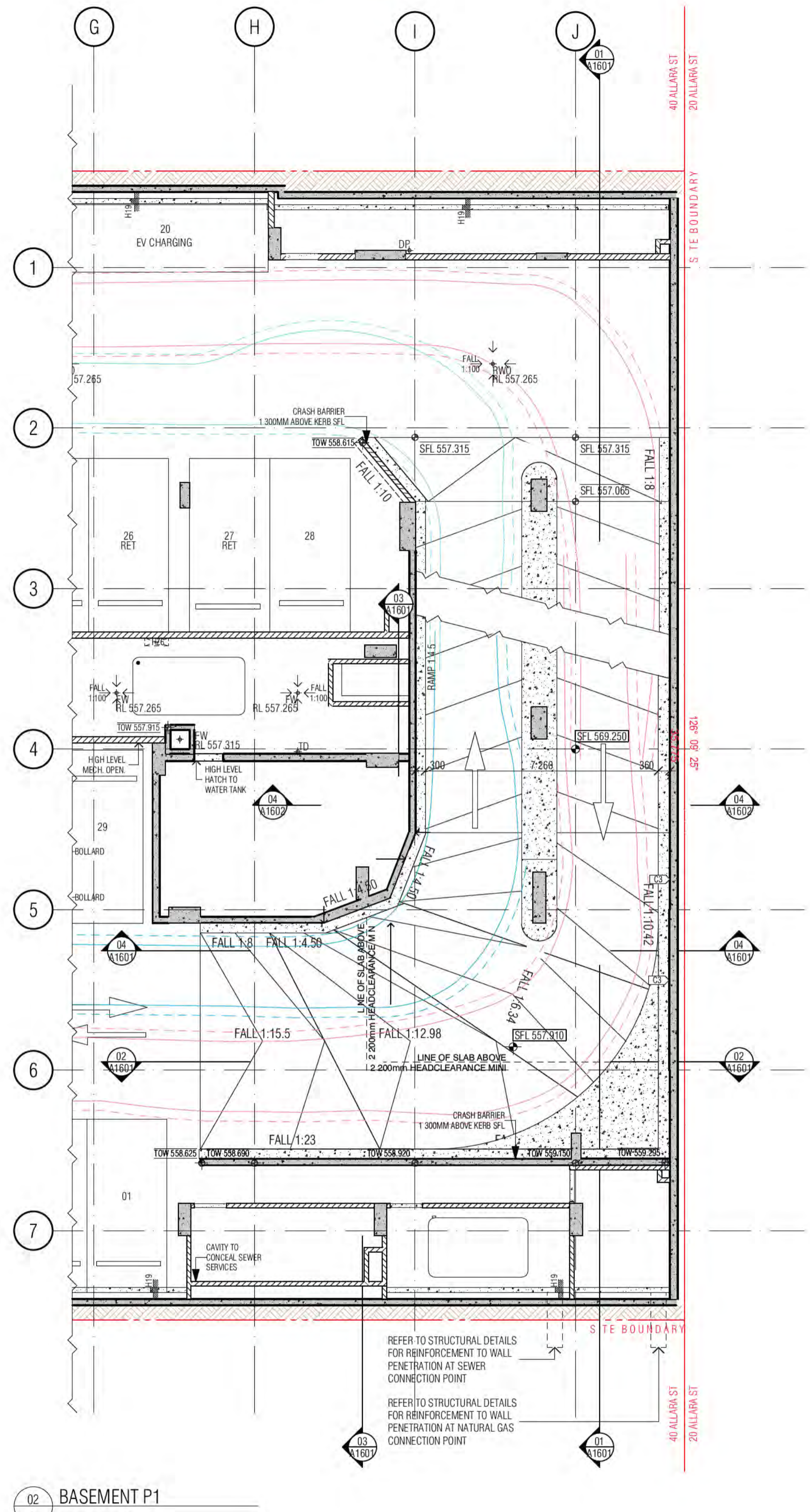
REV.	DRAWING NO.
E	A1518

BCA certifiers
 Date Issued: 14 August 2023
 BUILDING APPROVAL is amended under S.32 of the Building Act 2004. BCA Certifiers Australia Pty Ltd
 original conditions of approval dated 01 June 2022

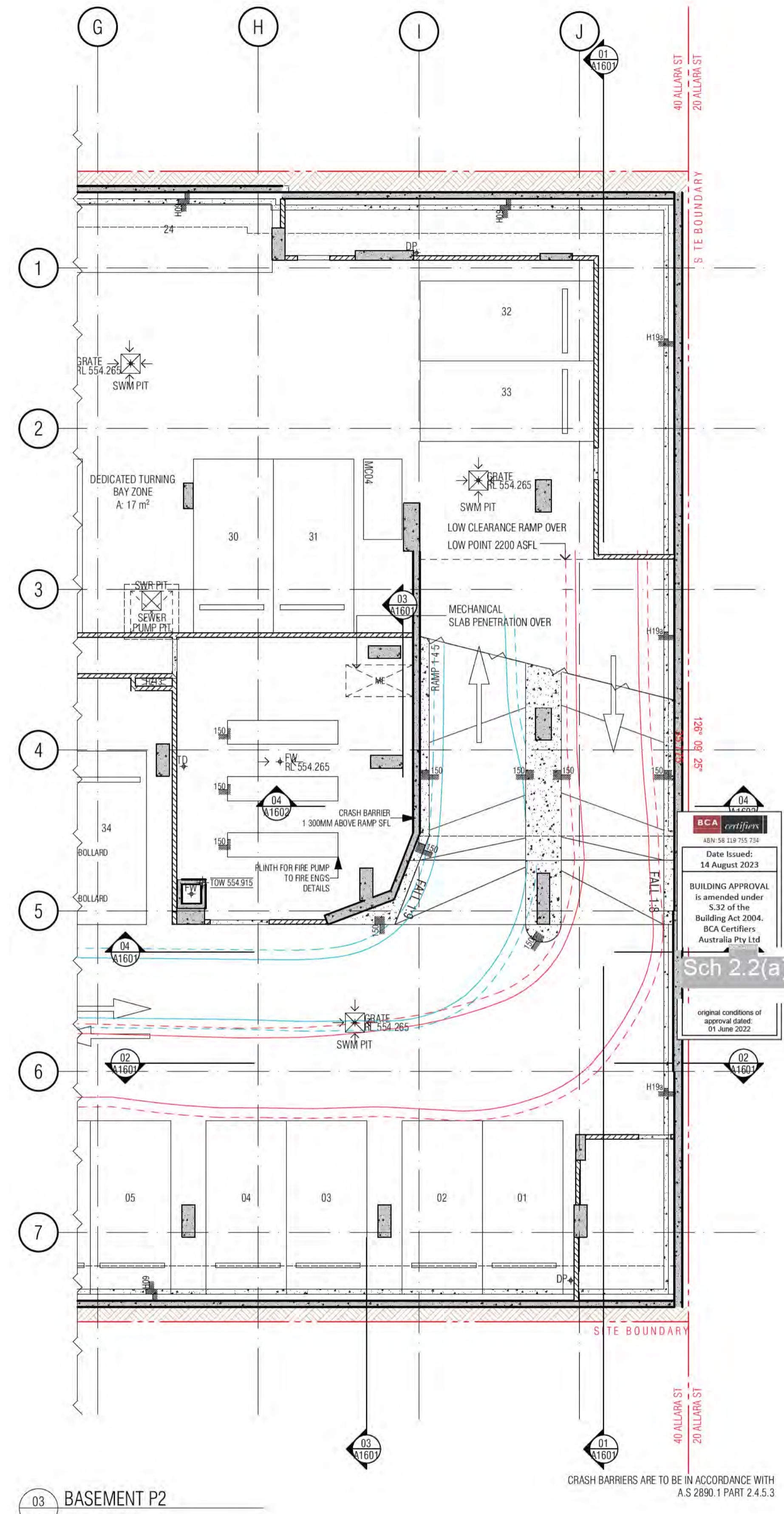




01 GROUND FLOOR



02 BASEMENT P1



03 BASEMENT P2

BCA certifiers
 Date Issued: 14 August 2023
 BUILDING APPROVAL is amended under S.32 of the Building Act 2004. BCA Certifiers Australia Pty Ltd
 original conditions of approval dated 01 June 2022

CRASH BARRIERS ARE TO BE IN ACCORDANCE WITH A.S 2890.1 PART 2.4.5.3

FOR INDIVIDUAL RAMP SETOUT, REFER TO DRAWING 1602

REVISION	DESCRIPTION	DATE
01	DRAFT TENDER ISSUE	19.01.2021
02	GENERAL UPDATE	05.02.2021
03	TENDER ISSUE	05.03.2021
04	TENDER ISSUE UPDATE	07.06.2021
05	REVISED FOOTPATH RLS	08.07.2021
06	ISSUE FOR CONSTRUCTION	02.12.2021

REVISION	DESCRIPTION	DATE
01	GENERAL UPDATE	05.02.2021
02	TENDER ISSUE	05.03.2021
03	TENDER ISSUE UPDATE	07.06.2021
04	REVISED FOOTPATH RLS	08.07.2021
05	ISSUE FOR CONSTRUCTION	02.12.2021

QUALITY ASSURANCE (FK IS A CERTIFIED COMPANY TO ISO 9001:2015)
 THIS PROJECT IS SUBJECT TO THE FK QUALITY ASSURANCE SYSTEM

- SCHEMATIC DESIGN REVIEW FOR THIS PROJECT IS COMPLETE. DATE OF REVIEW: 01.10.2020
- DESIGN DEVELOPMENT REVIEW FOR THIS PROJECT IS COMPLETE. DATE OF REVIEW:
- TENDER DOCUMENTATION REVIEW FOR THIS PROJECT IS COMPLETE. DATE OF REVIEW:
- CONSTRUCTION DOCUMENTATION REVIEW FOR THIS DRAWING IS COMPLETE. DATE OF REVIEW:

IF THIS DRAWING IS STAMPED UNCONTROLLED COPY THEN IT IS TO BE CONSIDERED A DRAFT. SUBJECT TO REVISION WITHOUT NOTICE

NOTES
 THIS DRAWING IS COPYRIGHT AND SHALL REMAIN THE PROPERTY OF FENDER KATSALIDIS (AUST) PTY LTD. CHECK AND VERIFY ALL DIMENSIONS ON SITE PRIOR TO COMMENCING WORK. DRAWING TO BE READ IN CONJUNCTION WITH ALL OTHER CONTRACT DOCUMENTS. DO NOT SCALE DRAWINGS. USE FIGURED DIMENSIONS ONLY. SEEK CLARIFICATION OF INCONSISTENCIES / CONFLICTS.

DRAWN AR **DATE** 02.12.2021 **CHECKED** PM **PLOT DATE** 02.12.2021 **JOB NO.** 19125 **SCALE** 1:100@A1

PROJECT
 MERITON SUITES CANBERRA
 40 ALLARA ST
 CANBERRA ACT 2061

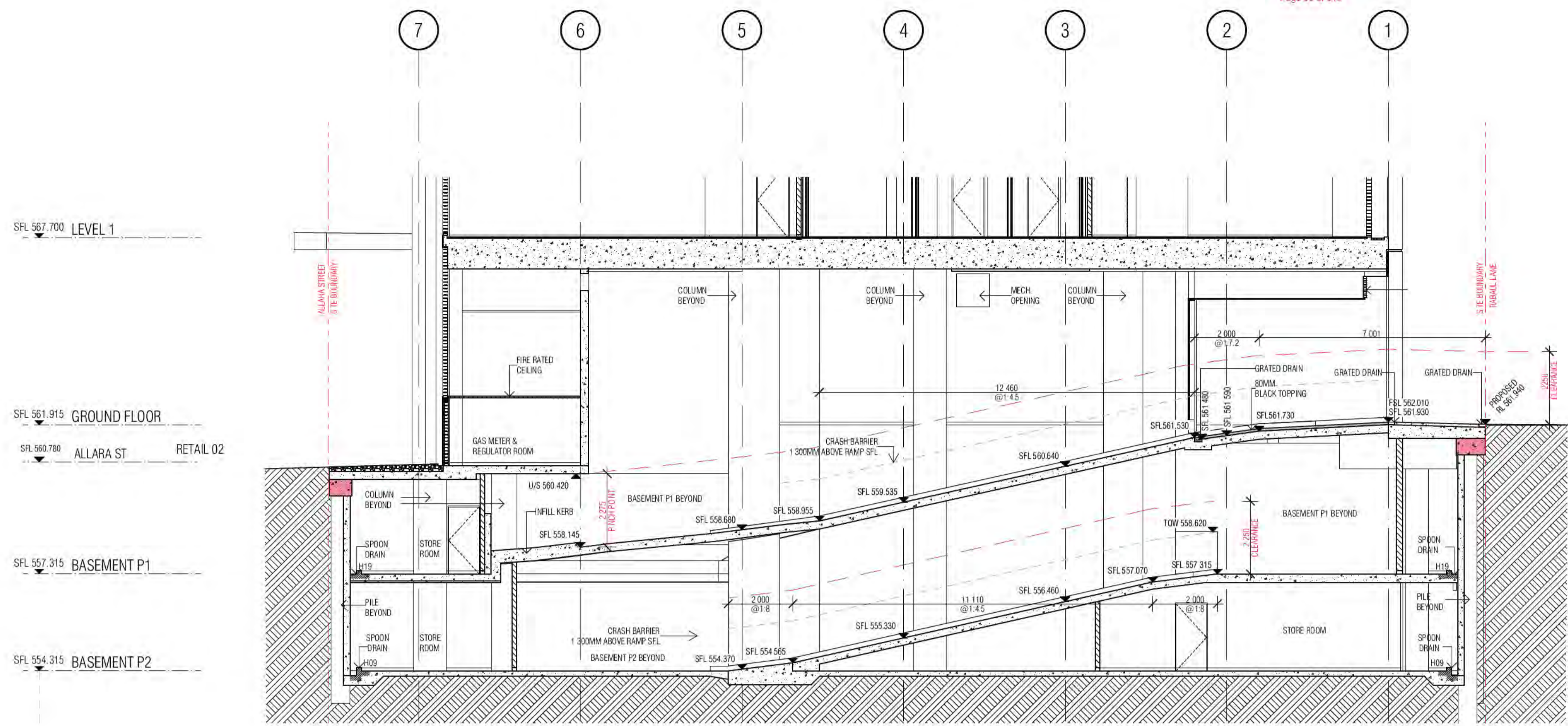
DRAWING TITLE
 RAMP SETOUT PLANS SHEET 01

FENDER KATSALIDIS
 WWW.FKAUSTRALIA.COM
 L21, 259 GEORGE STREET, SYDNEY
 NEW SOUTH WALES 2000 AUSTRALIA
 TELEPHONE: +61 2 8216 3500
 FENDER KATSALIDIS (AUST) PTY LTD ACN 092 943 032

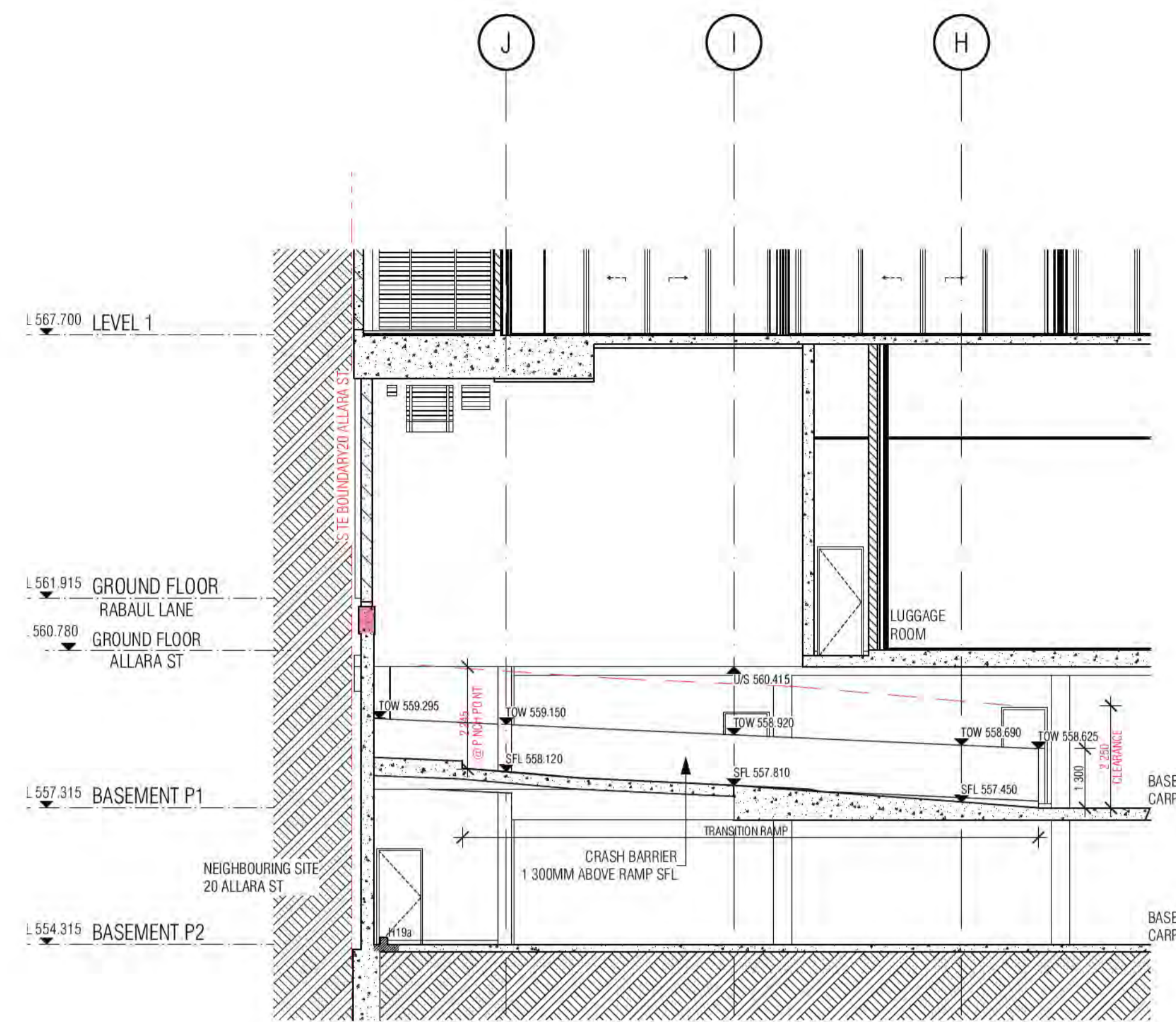
ISSUE PURPOSE
 FOR CONSTRUCTION

REV. A **DRAWING NO.** A1600



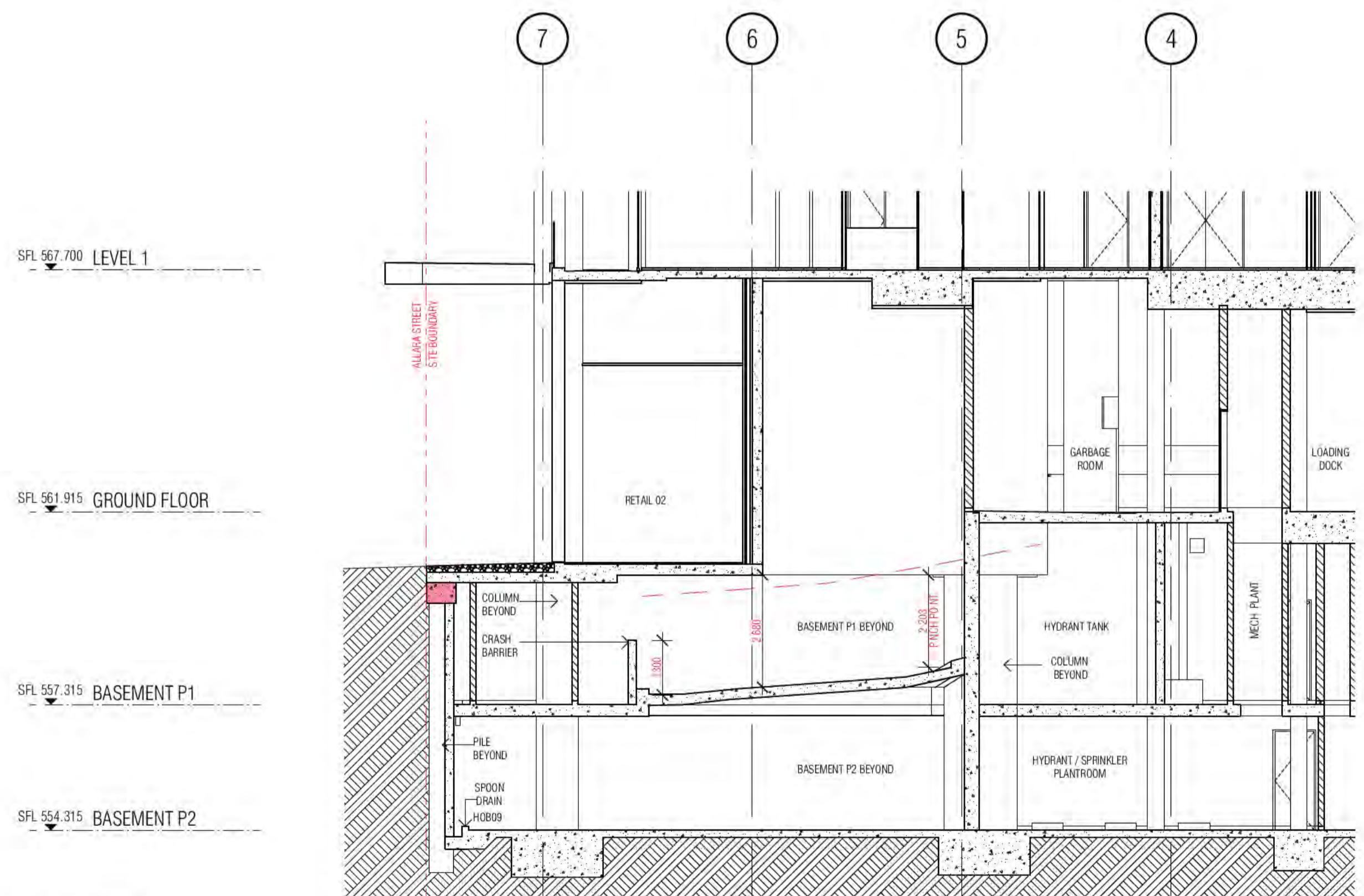


01 SECTION ALONG CARPARK RAMP

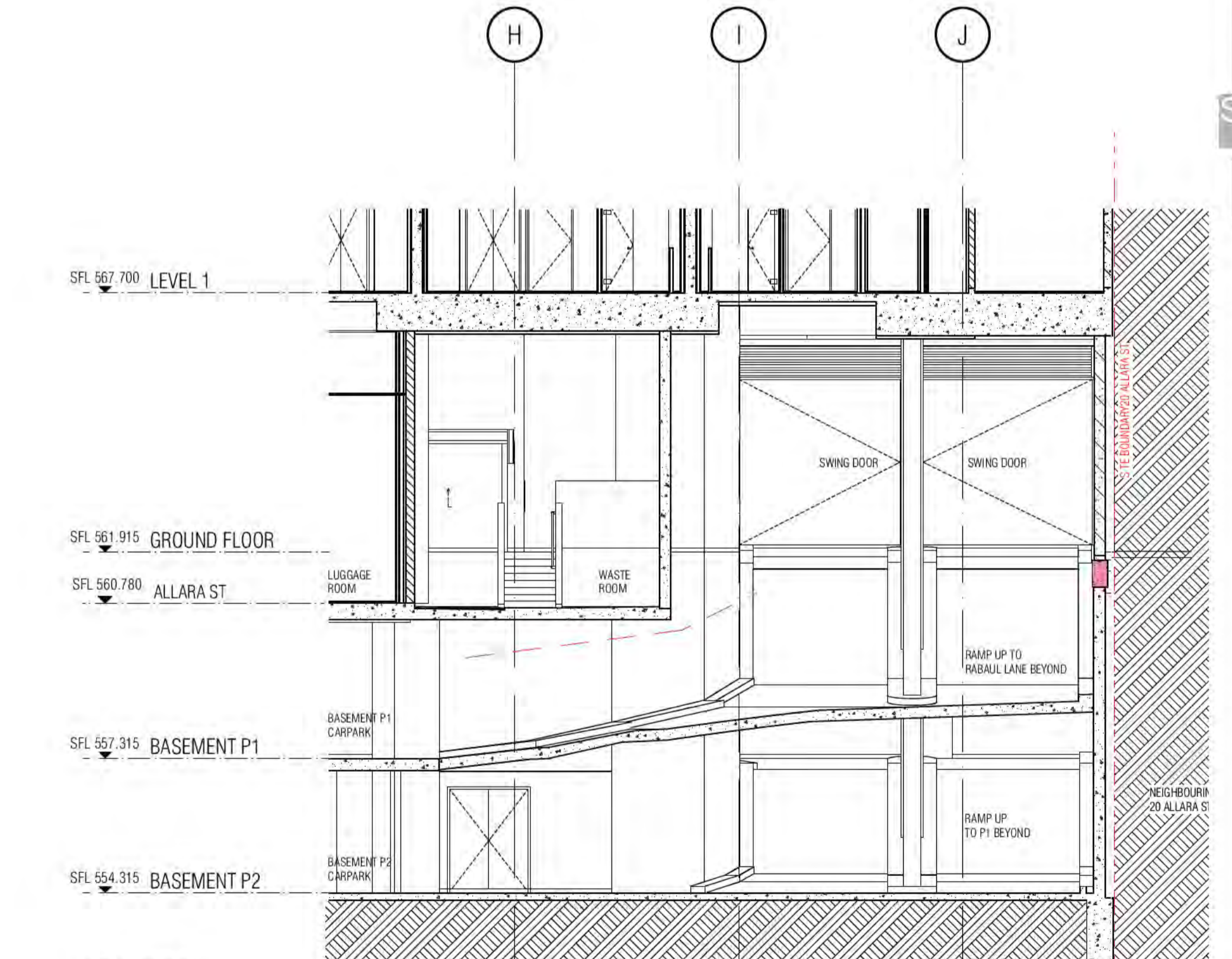


02 RAMP

CRASH BARRIERS ARE TO BE IN ACCORDANCE WITH A.S. 2890.1 PART 2.4.5.3



03 RAMP



04 RAMP

BCA certifiers
Date Issued: 14 August 2023
BUILDING APPROVAL is amended under S.32 of the Building Act 2004. BCA Certifiers Australia Pty Ltd
original conditions of approval dated 01 June 2022

Sch 2.2(a)(ii)

BIMcloud: FKSYBIMCLOUD23 BIMcloud Basic for ARCHICAD 23/19125 40 Allara St Canberra/19125 General

REVISION	REVISION	DATE
DESIGN DEVELOPMENT	HH	19.01.2021
GENERAL UPDATE	AR	05.02.2021
TENDER ISSUE	AR	05.03.2021
TENDER ISSUE UPDATE	AR	07.06.2021
REVISED FOOTPATH PLS	AR	08.07.2021
ISSUE FOR CONSTRUCTION	AR	02.12.2021

QUALITY ASSURANCE	DATE OF REVIEW
SCHEMATIC DESIGN REVIEW FOR THIS PROJECT IS COMPLETE.	01.10.2020
DESIGN DEVELOPMENT REVIEW FOR THIS PROJECT IS COMPLETE.	
TENDER DOCUMENTATION REVIEW FOR THIS PROJECT IS COMPLETE.	
CONSTRUCTION DOCUMENTATION REVIEW FOR THIS DRAWING IS COMPLETE.	

NOTES
THIS DRAWING IS COPYRIGHT AND SHALL REMAIN THE PROPERTY OF FENDER KATSALIDIS (AUST) PTY LTD
CHECK AND VERIFY ALL DIMENSIONS ON SITE PRIOR TO COMMENCING WORK. DRAWING TO BE READ IN CONJUNCTION WITH ALL OTHER CONTRACT DOCUMENTS. DO NOT SCALE DRAWINGS. USE FIGURED DIMENSIONS ONLY. SEEK CLARIFICATION OF INCONSISTENCIES / CONFLICTS.

DRAWN	DATE	CHECKED	PLOT DATE	JOB NO.	SCALE
AR	02.12.2021	PM	02.12.2021	19125	1:100@A1

PROJECT
MERITON SUITES CANBERRA
40 ALLARA ST
CANBERRA ACT 2061

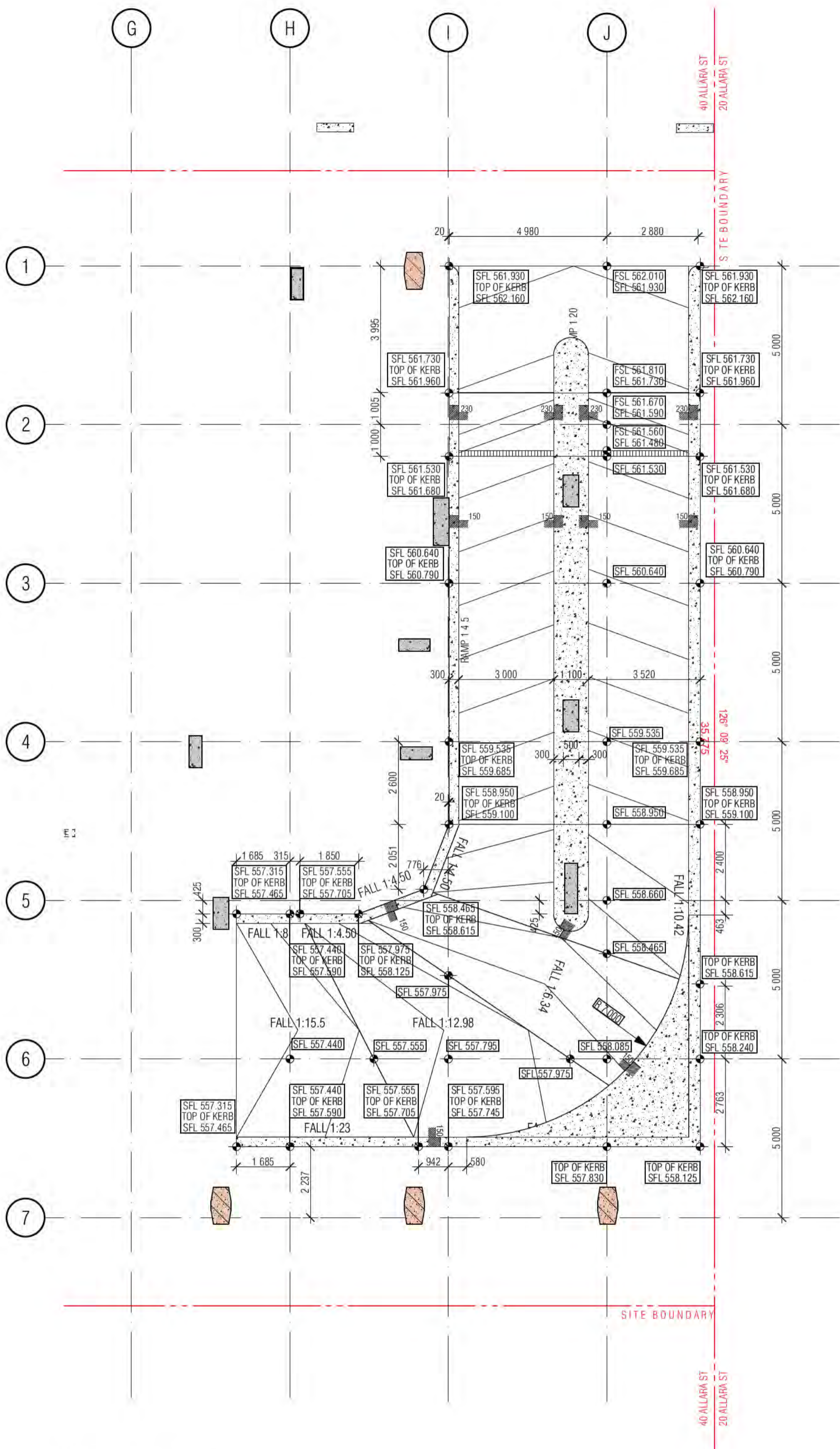
DRAWING TITLE
RAMP SETOUT PLANS SHEET 02

FENDER KATSALIDIS
WWW.FKADSTRALIA.COM
L21, 259 GEORGE STREET, SYDNEY
NEW SOUTH WALES 2000 AUSTRALIA
TELEPHONE: +61 2 8216 3500
FENDER KATSALIDIS (AUST) PTY LTD ACN 092 943 032

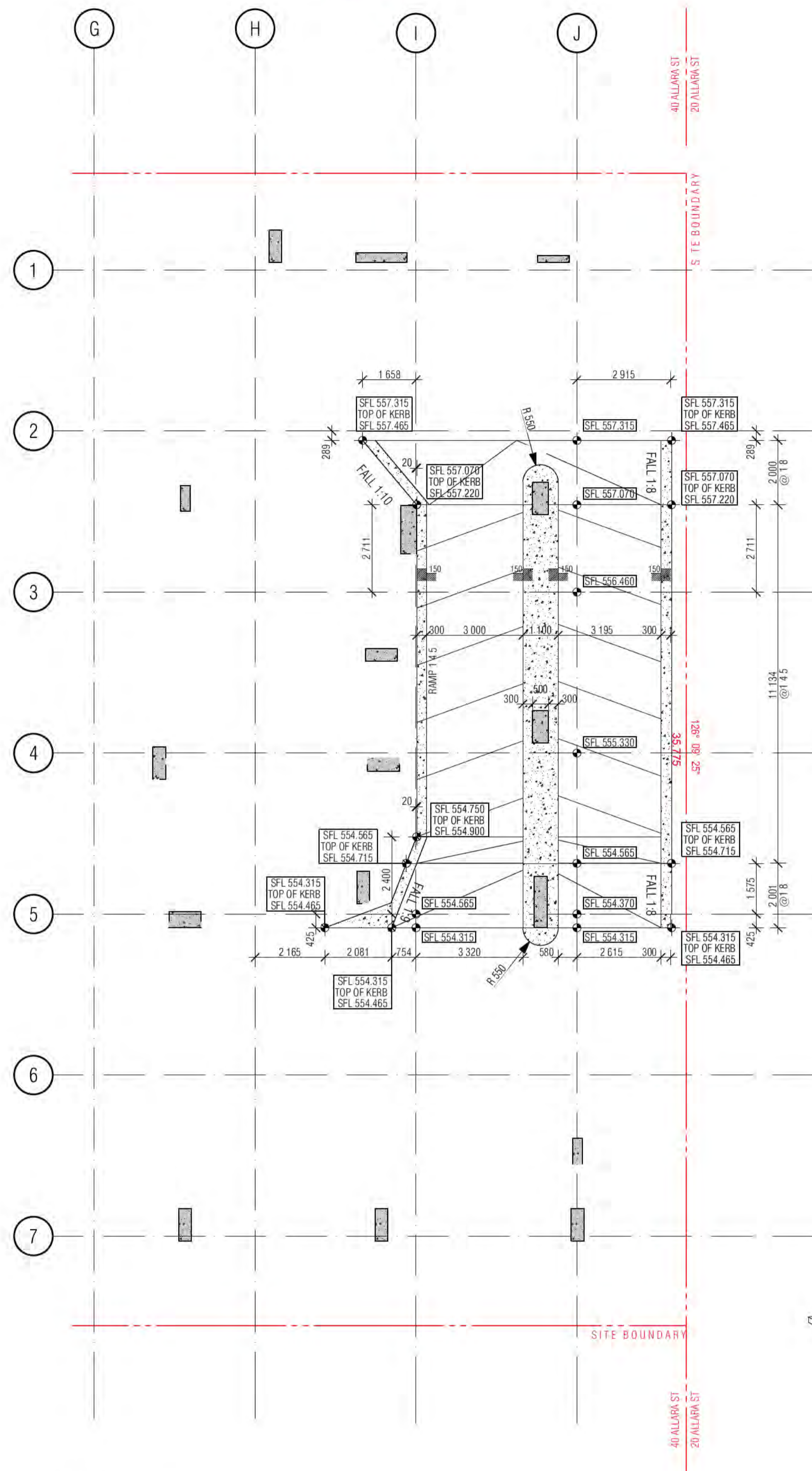
ISSUE PURPOSE
FOR CONSTRUCTION



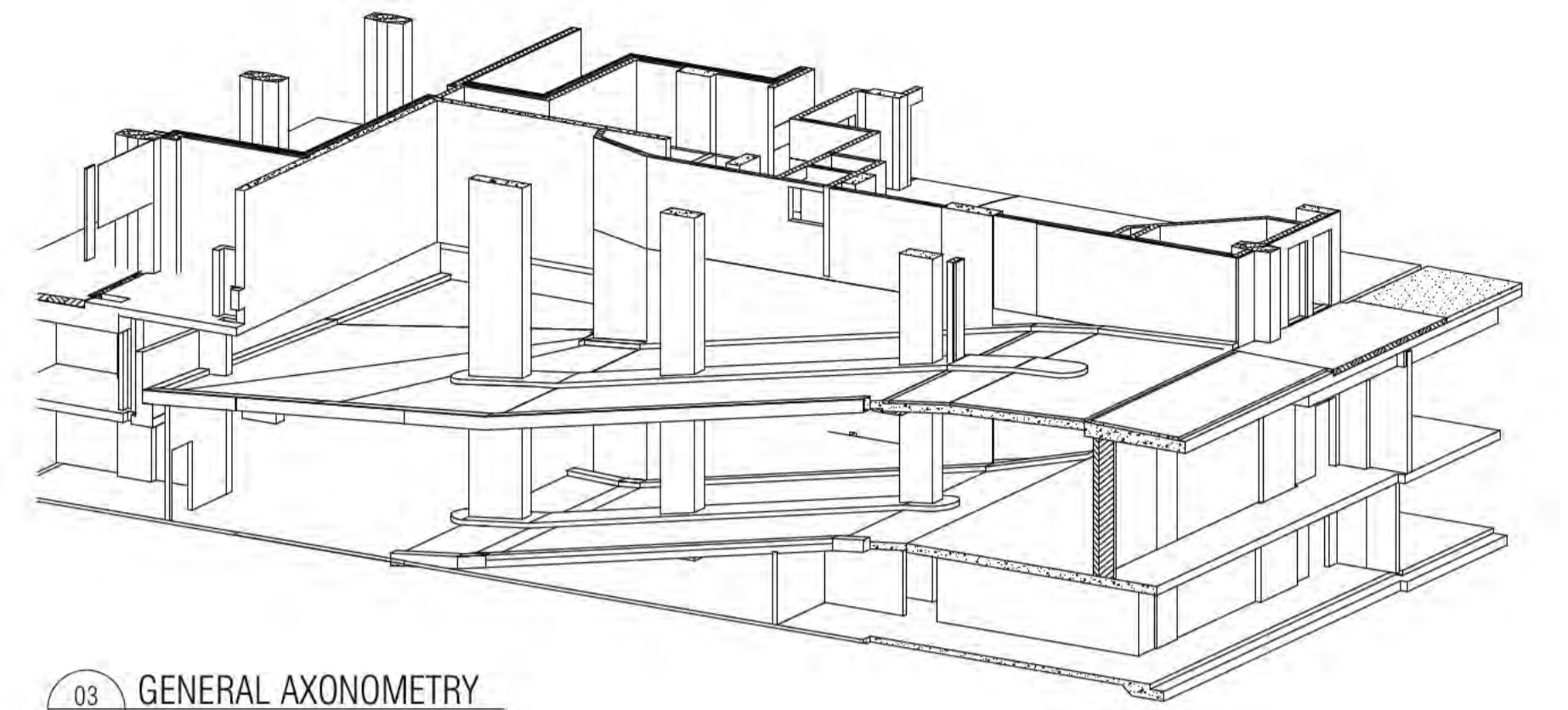
REV. DRAWING NO.
A A1601



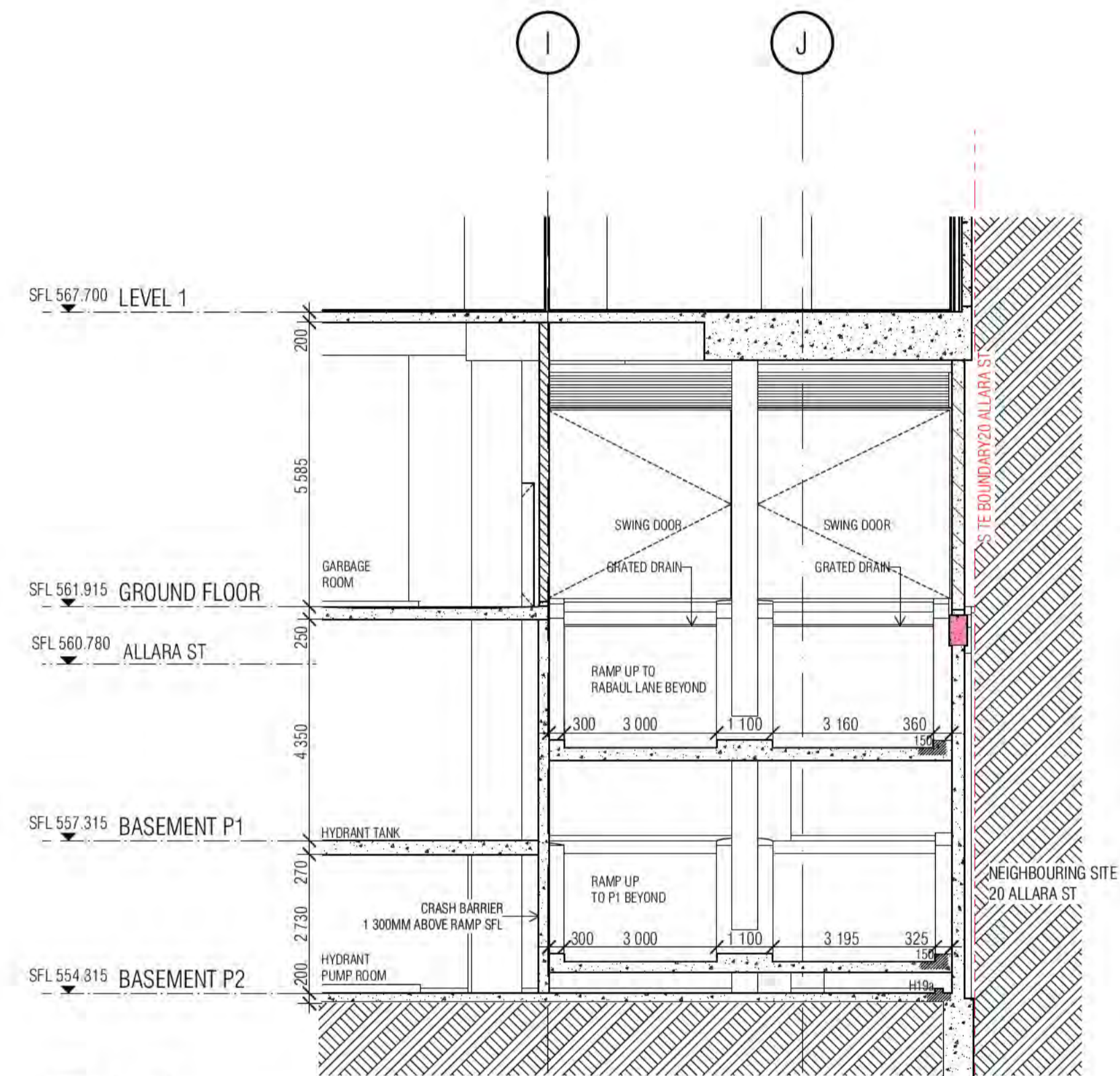
01 RAMP TO P1 - SETOUT



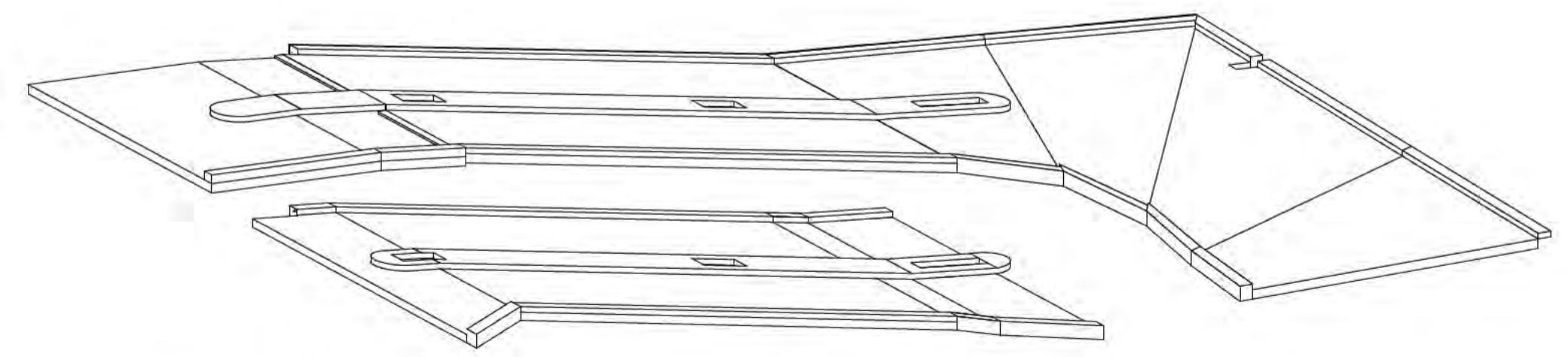
02 RAMP TO P2 - SETOUT



03 GENERAL AXONOMETRY



04 RAMP



05 RAMP

BCA certifiers
 Date Issued:
 14 August 2023
 BUILDING APPROVAL
 is amended under
 S.32 of the
 Building Act 2004.
 BCA Certifiers
 Australia Pty Ltd
Sch 2.2(a)(ii)
 original conditions of
 approval dated
 01 June 2022

CRASH BARRIERS ARE TO BE IN ACCORDANCE WITH
 A.S 2890.1 PART 2.4.5.3

BIMcloud: FKSYDBIMCLOUD23 BIMcloud Basic for ARCHICAD 23/19/25 40 Allara St Canberra/19/25 General

REVISION	DATE	BY	REVISION	DATE	BY
01	19.01.2021	MK			
02	05.02.2021	AR			
03	05.03.2021	AR			
04	07.06.2021	AR			
05	08.07.2021	AR			
06	02.12.2021	AR			

QUALITY ASSURANCE (FK IS A CERTIFIED COMPANY TO ISO 9001:2015)

THIS PROJECT IS SUBJECT TO THE FK QUALITY ASSURANCE SYSTEM

■ SCHEMATIC DESIGN REVIEW FOR THIS PROJECT IS COMPLETE.	DATE OF REVIEW: 01.10.2020
■ DESIGN DEVELOPMENT REVIEW FOR THIS PROJECT IS COMPLETE.	DATE OF REVIEW:
■ TENDER DOCUMENTATION REVIEW FOR THIS PROJECT IS COMPLETE.	DATE OF REVIEW:
■ CONSTRUCTION DOCUMENTATION REVIEW FOR THIS DRAWING IS COMPLETE.	DATE OF REVIEW:

IF THIS DRAWING IS STAMPED UNCONTROLLED COPY THEN IT IS TO BE CONSIDERED A DRAFT. SUBJECT TO REVISION WITHOUT NOTICE

NOTES
 THIS DRAWING IS COPYRIGHT AND SHALL REMAIN THE PROPERTY OF FENDER KATSALIDIS (AUST) PTY LTD
 CHECK AND VERIFY ALL DIMENSIONS ON SITE PRIOR TO COMMENCING WORK. DRAWING TO BE READ
 IN CONJUNCTION WITH ALL OTHER CONTRACT DOCUMENTS. DO NOT SCALE DRAWINGS. USE FIGURED
 DIMENSIONS ONLY. SEEK CLARIFICATION OF INCONSISTENCIES / CONFLICTS.

DRAWN	DATE	CHECKED	PLOT DATE	JOB NO.	SCALE
AR	02.12.2021	PM	02.12.2021	19125	N.T.S.@A1

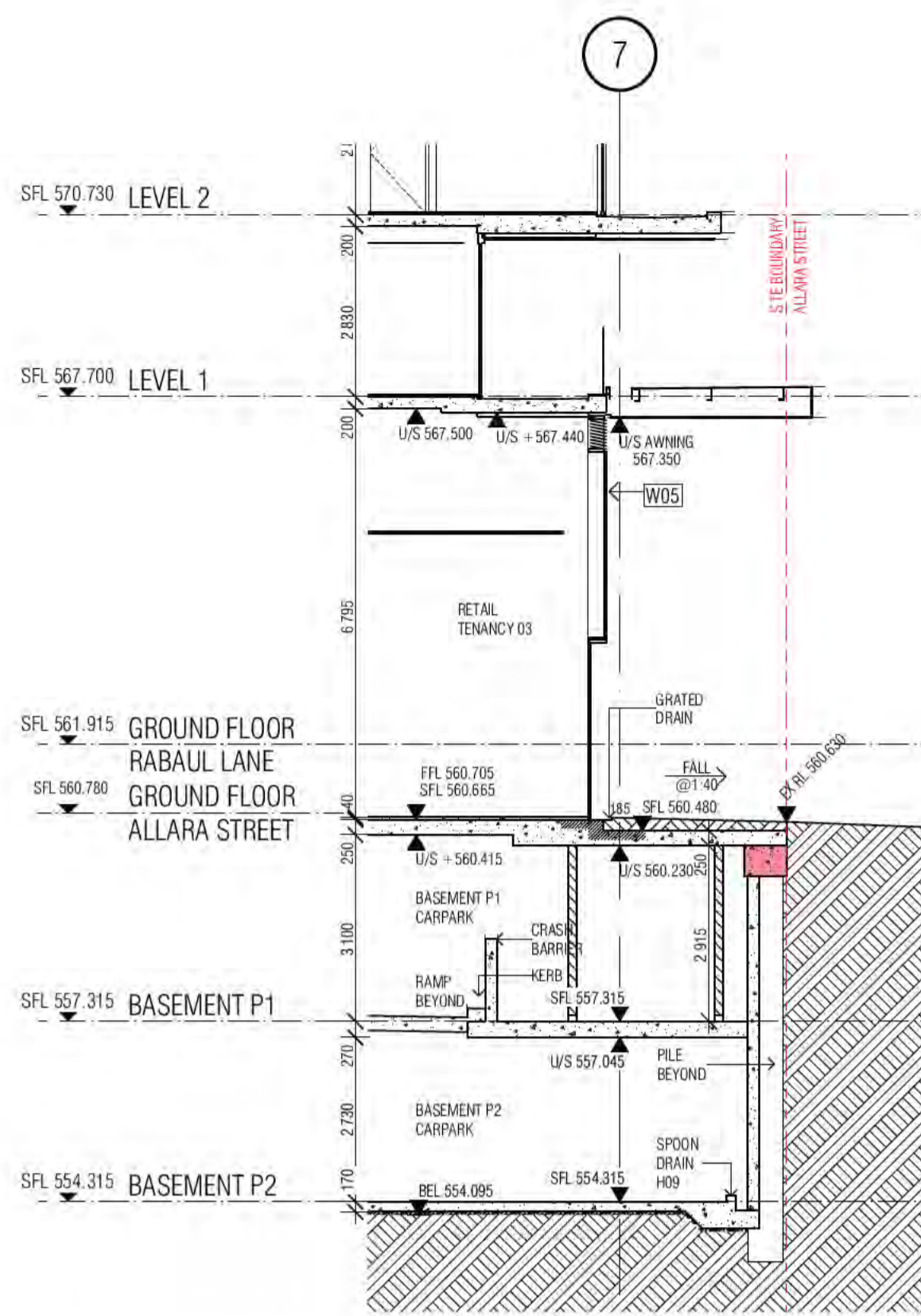
PROJECT
 MERITON SUITES CANBERRA
 40 ALLARA ST
 CANBERRA ACT 2061

DRAWING TITLE
 RAMP SETOUT 3D VIEWS SHEET 03

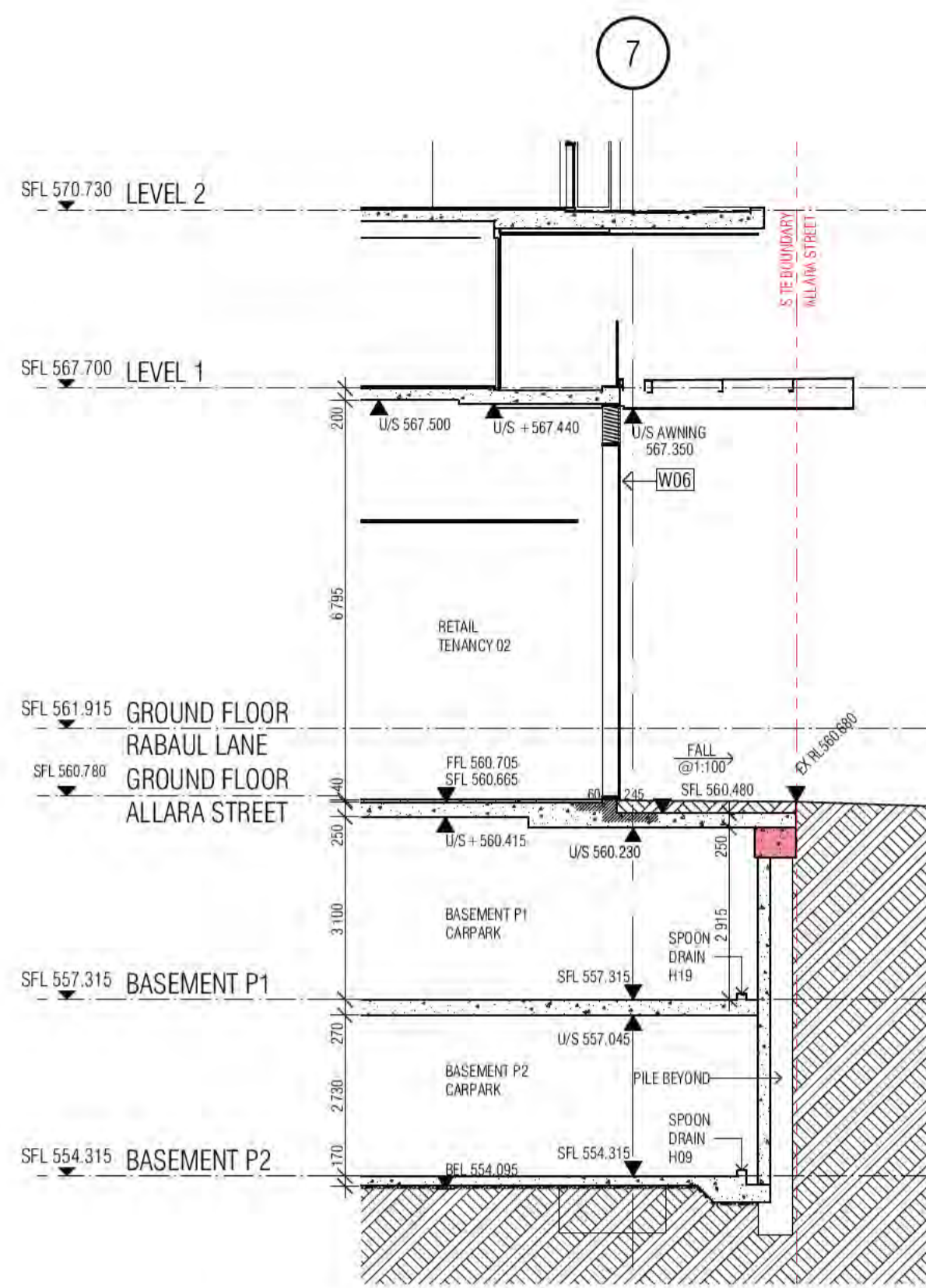
FENDER KATSALIDIS
 WWW.FKAUSTRALIA.COM
 L21, 259 GEORGE STREET, SYDNEY
 NEW SOUTH WALES 2000 AUSTRALIA
 TELEPHONE: +61 2 8216 3500
 FENDER KATSALIDIS (AUST) PTY LTD ACN 092 943 032

ISSUE PURPOSE
 FOR CONSTRUCTION

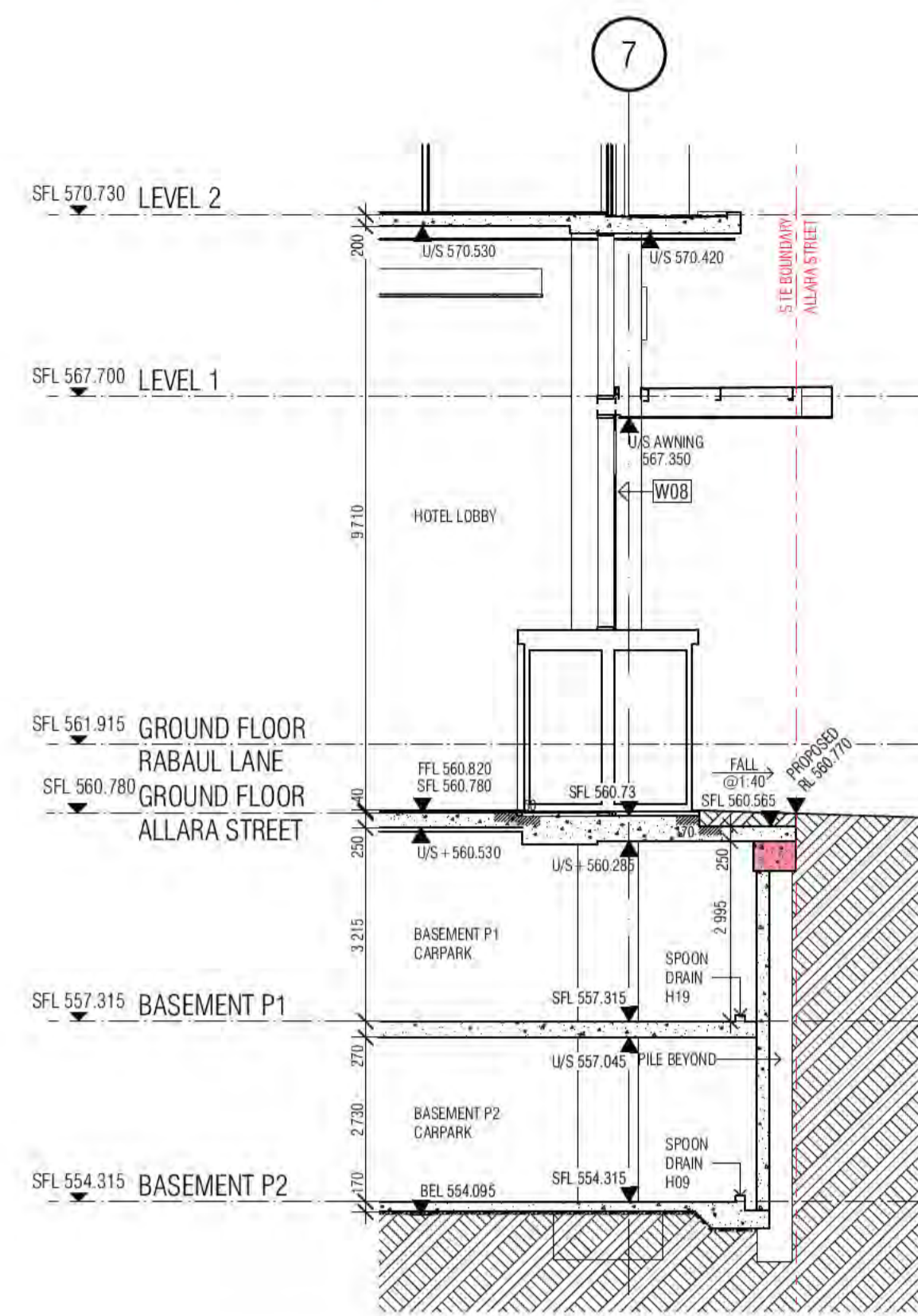
REV. A
DRAWING NO. A1602



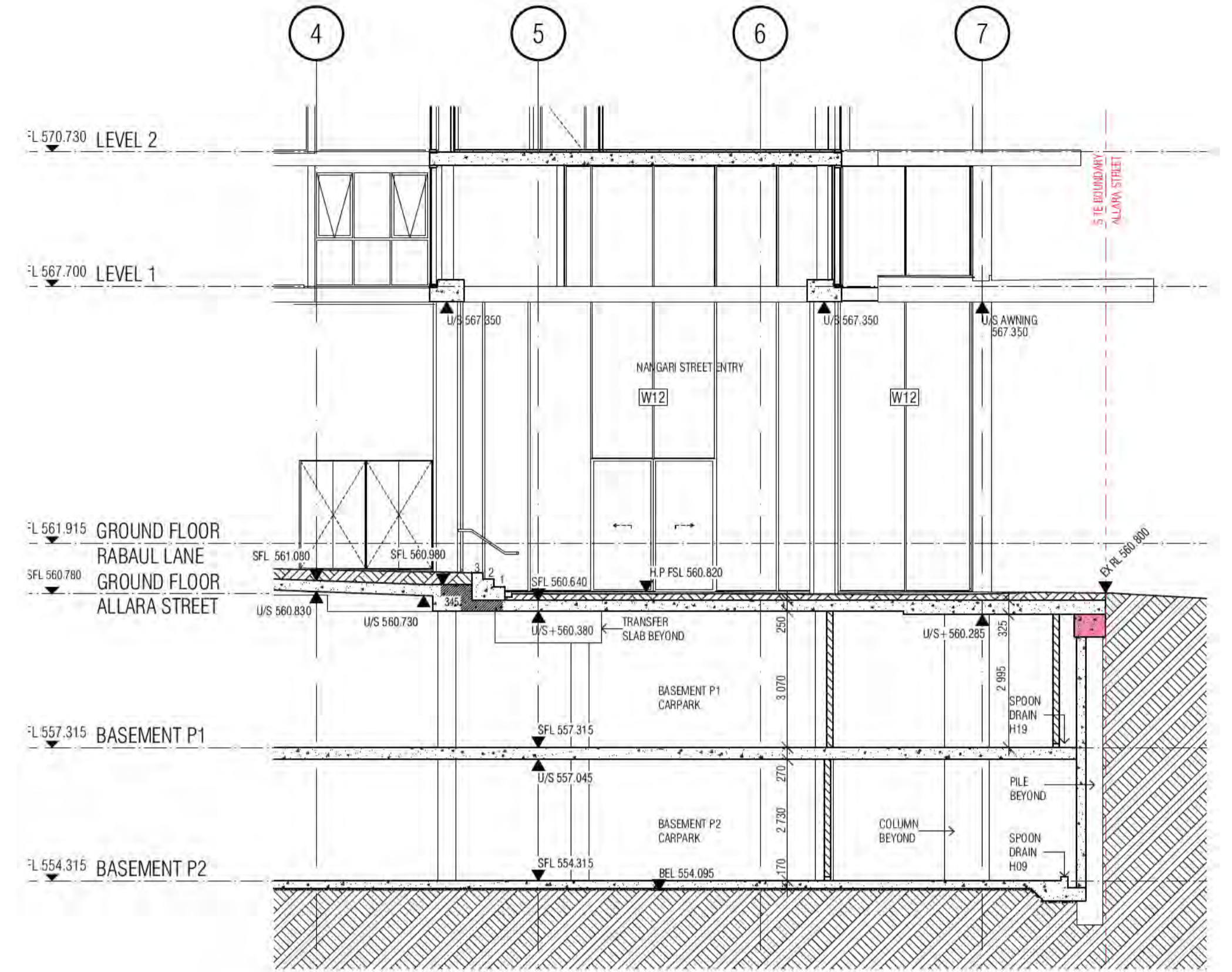
01 01 INTERFACE SECTION



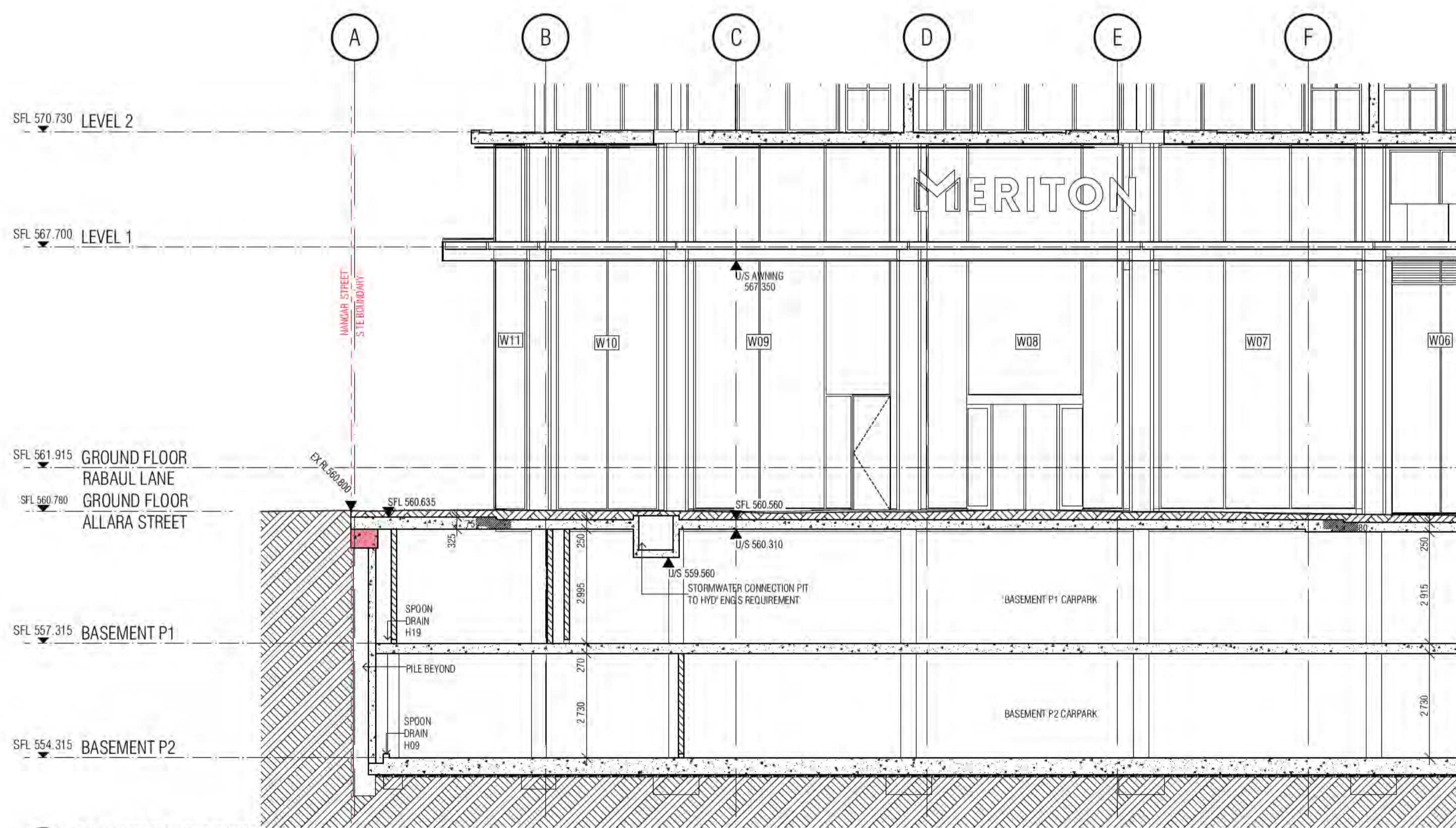
02 02 INTERFACE SECTION



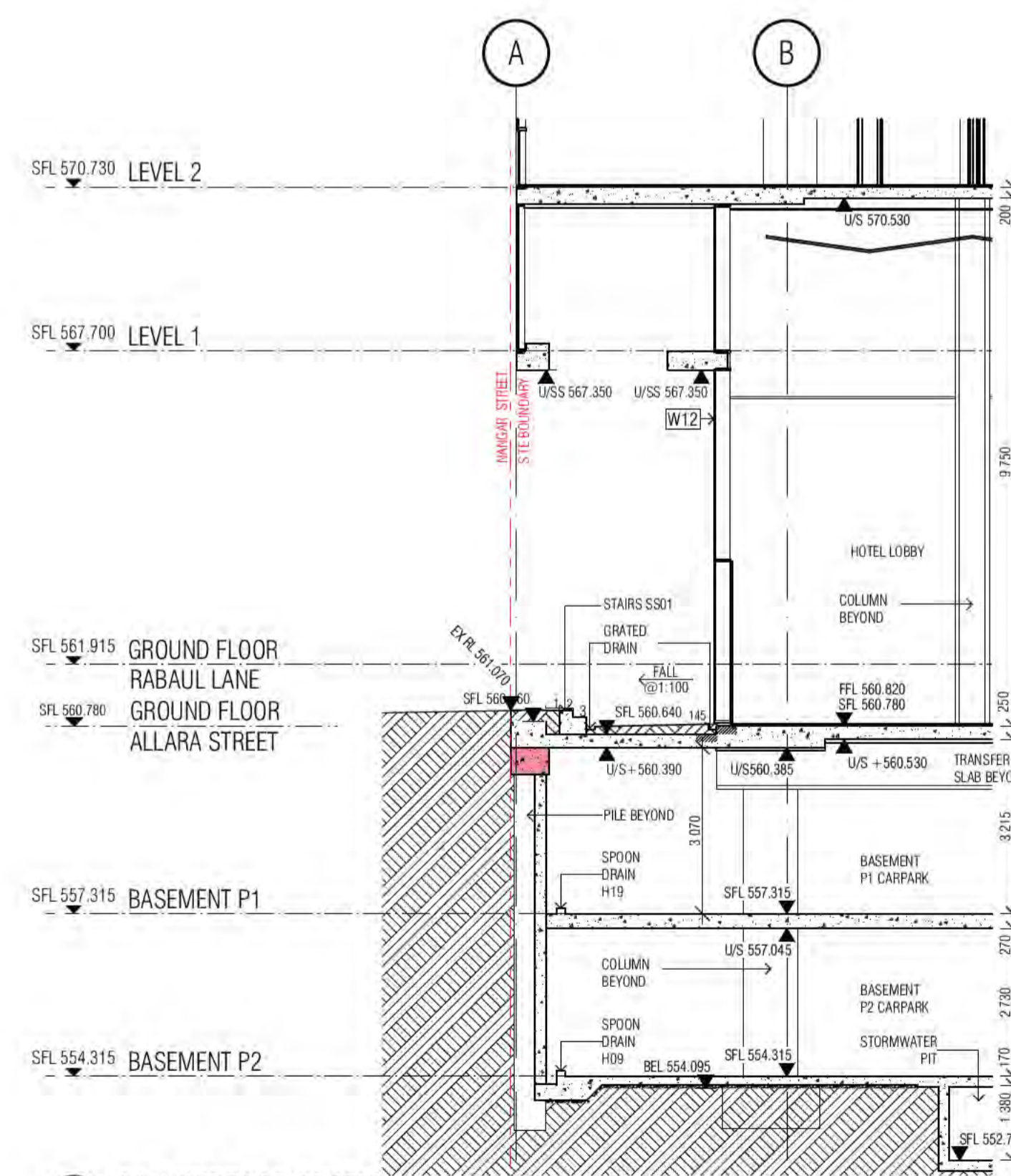
03 03 INTERFACE SECTION



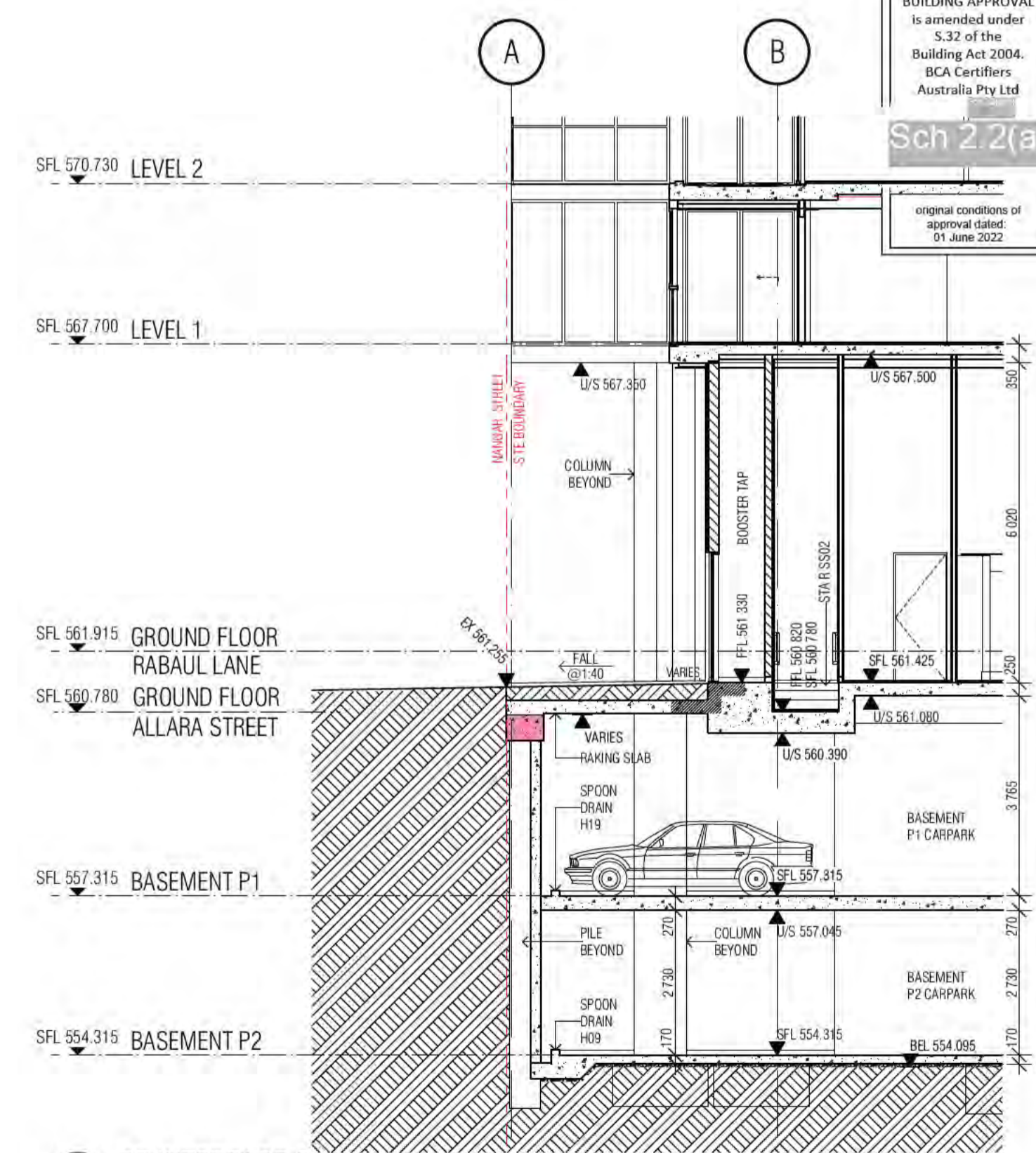
04 04 INTERFACE SECTION



05 05 INTERFACE SECTION



06 06 INTERFACE SECTION



07 07 INTERFACE SECTION

BCA certifiers
Date Issued: 14 August 2023
BUILDING APPROVAL is amended under S.32 of the Building Act 2004. BCA Certifiers Australia Pty Ltd
original conditions of approval dated 01 June 2022
Sch 2.2(a)(ii)

BIMcloud: FKSYDBMCL0023 BIMcloud Basic for ARCHICAD 23/19125 40 Allara St Canberra/19125 General

REVISION	DESCRIPTION	DATE
01	GENERAL UPDATE	05.02.2021
02	COORDINATION UPDATE	19.02.2021
03	TENDER ISSUE	05.03.2021
04	REVISED CAPPING BEAM LEVELS	02.07.2021
05	GENERAL UPDATE	22.07.2021
06	REVISED P1 SLAB SOFFIT LEVEL	01.10.2021
07	ISSUE FOR CONSTRUCTION	02.12.2021

REVISION	DESCRIPTION	DATE
01	GENERAL UPDATE	05.02.2021
02	COORDINATION UPDATE	19.02.2021
03	TENDER ISSUE	05.03.2021
04	REVISED CAPPING BEAM LEVELS	02.07.2021
05	GENERAL UPDATE	22.07.2021
06	REVISED P1 SLAB SOFFIT LEVEL	01.10.2021
07	ISSUE FOR CONSTRUCTION	02.12.2021

QUALITY ASSURANCE (FK IS A CERTIFIED COMPANY TO ISO 9001:2015)

THIS PROJECT IS SUBJECT TO THE FK QUALITY ASSURANCE SYSTEM

- SCHEMATIC DESIGN REVIEW FOR THIS PROJECT IS COMPLETE. DATE OF REVIEW: 01.10.2020
- DESIGN DEVELOPMENT REVIEW FOR THIS PROJECT IS COMPLETE. DATE OF REVIEW: 01.10.2020
- TENDER DOCUMENTATION REVIEW FOR THIS PROJECT IS COMPLETE. DATE OF REVIEW: 01.10.2020
- CONSTRUCTION DOCUMENTATION REVIEW FOR THIS DRAWING IS COMPLETE. DATE OF REVIEW: 01.10.2021

IF THIS DRAWING IS STAMPED UNCONTROLLED COPY THEN IT IS TO BE CONSIDERED A DRAFT. SUBJECT TO REVISION WITHOUT NOTICE

NOTES

THIS DRAWING IS COPYRIGHT AND SHALL REMAIN THE PROPERTY OF FENDER KATSLIDIS (AUST) PTY LTD
CHECK AND VERIFY ALL DIMENSIONS ON SITE PRIOR TO COMMENCING WORK. DRAWING TO BE READ IN CONJUNCTION WITH ALL OTHER CONTRACT DOCUMENTS. DO NOT SCALE DRAWINGS. USE FIGURED DIMENSIONS ONLY. SEEK CLARIFICATION OF INCONSISTENCIES / CONFLICTS.

DRAWN	DATE	CHECKED	PLOT DATE	JOB NO.	SCALE
AR	02.12.2021	PM	02.12.2021	19125	1:100@A1

PROJECT

MERITON SUITES CANBERRA
40 ALLARA ST
CANBERRA ACT 2061

DRAWING TITLE

BASE BUILDING DETAIL SECTIONS SHEET 01

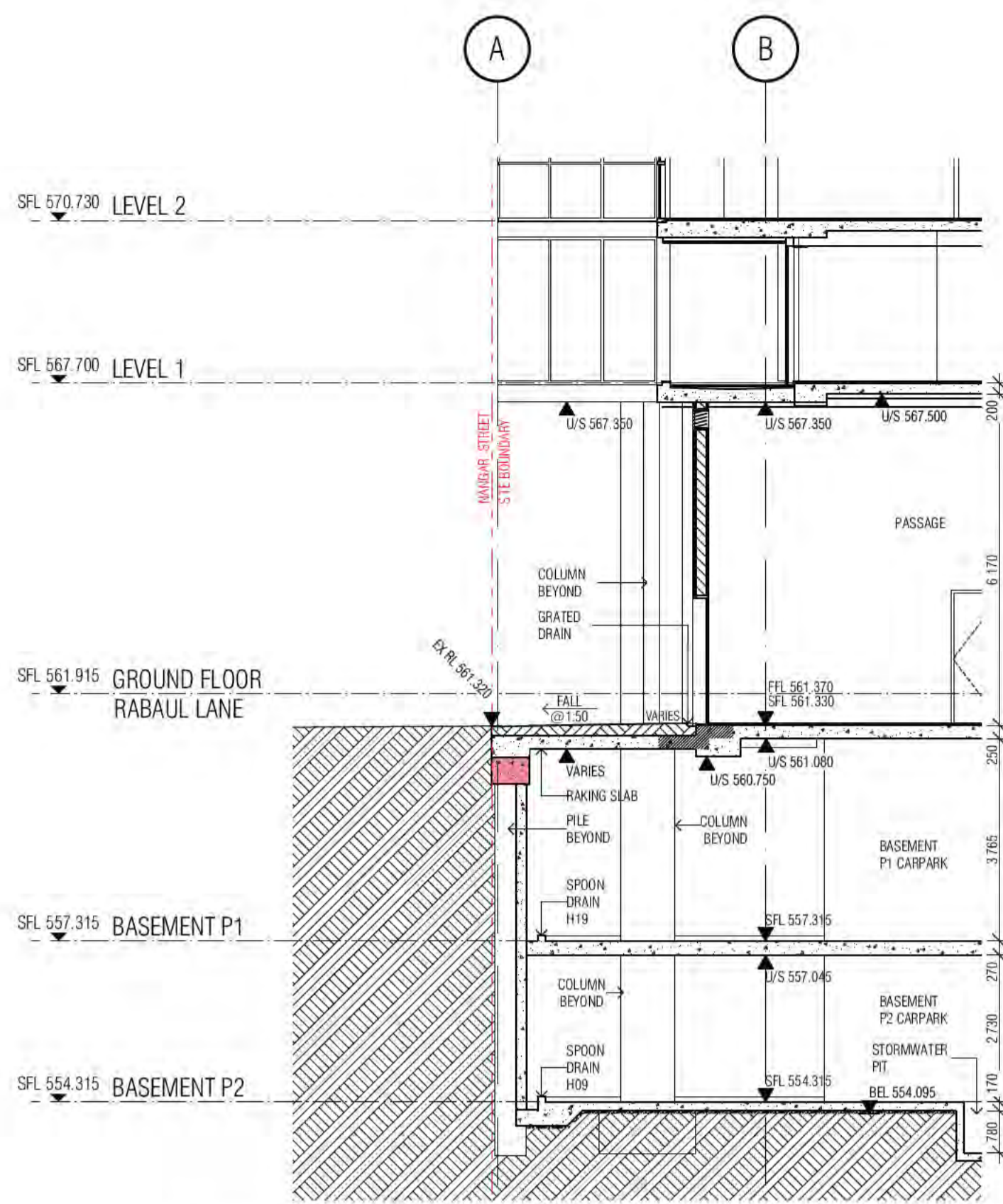
FENDER KATSLIDIS
WWW.FKAUSTRALIA.COM
L21, 259 GEORGE STREET, SYDNEY
NEW SOUTH WALES 2000 AUSTRALIA
TELEPHONE: +61 2 8216 9500
FENDER KATSLIDIS (AUST) PTY LTD ACN 092 943 032

ISSUE PURPOSE

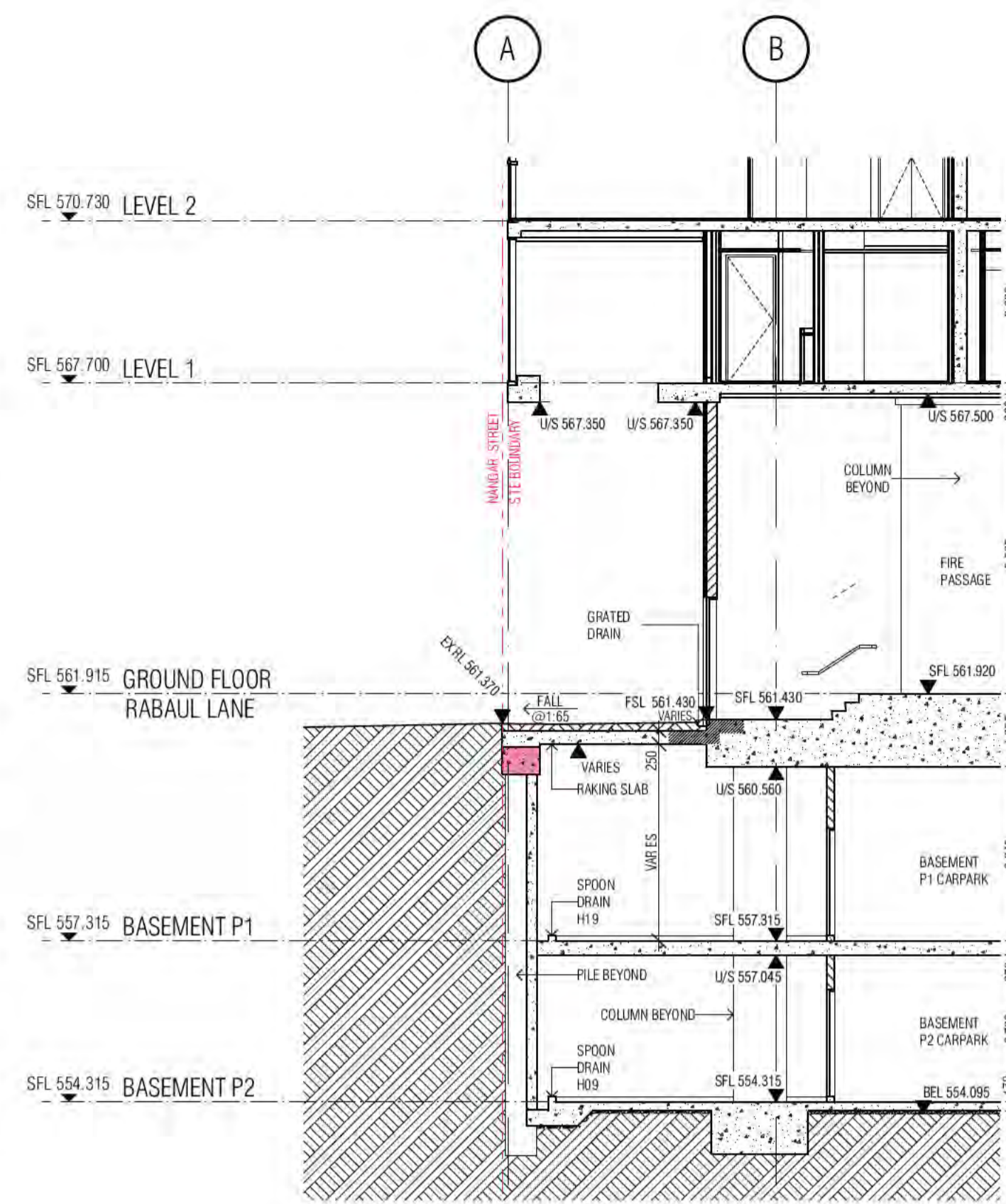
FOR CONSTRUCTION

REV. DRAWING NO.

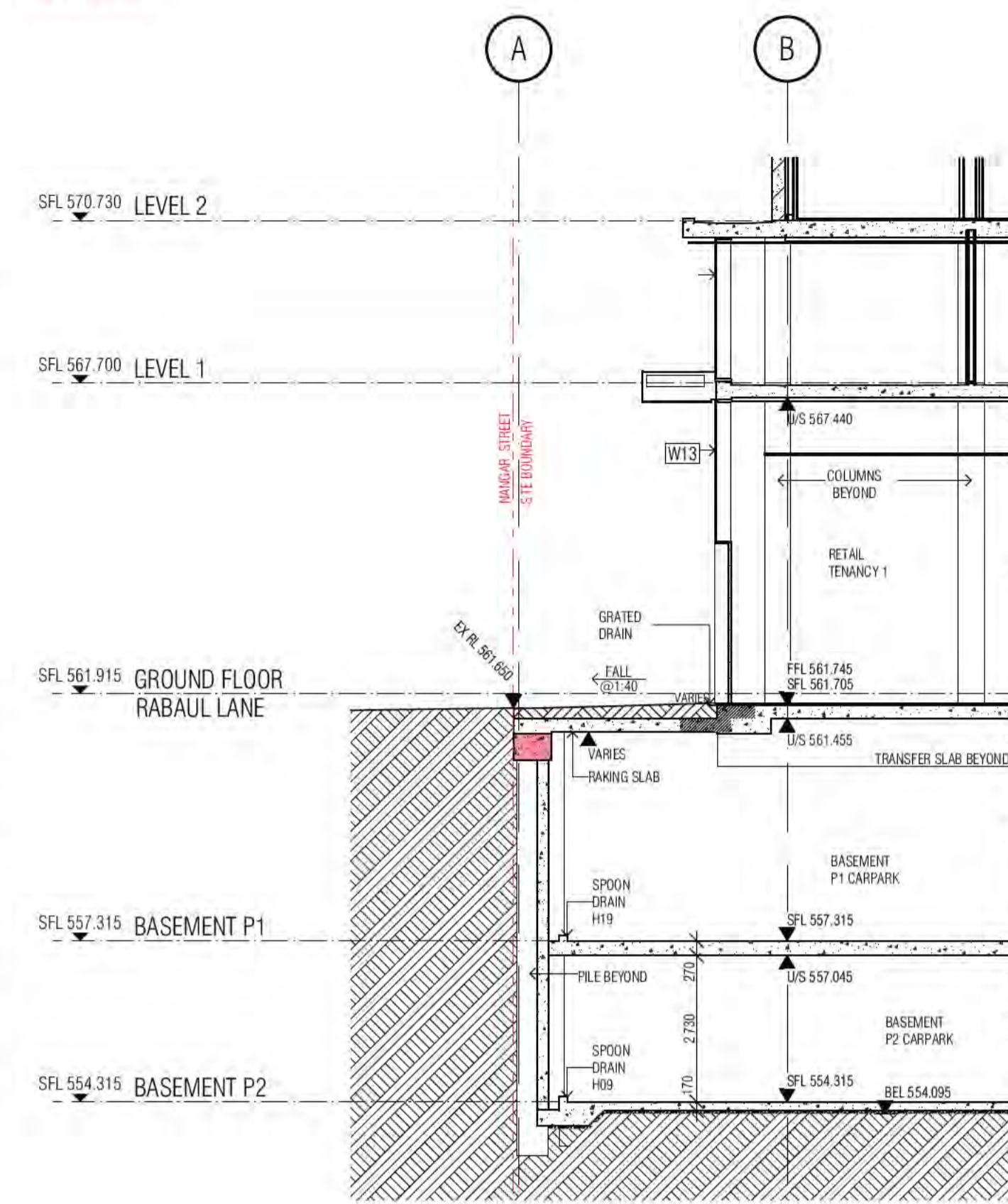
A A1620



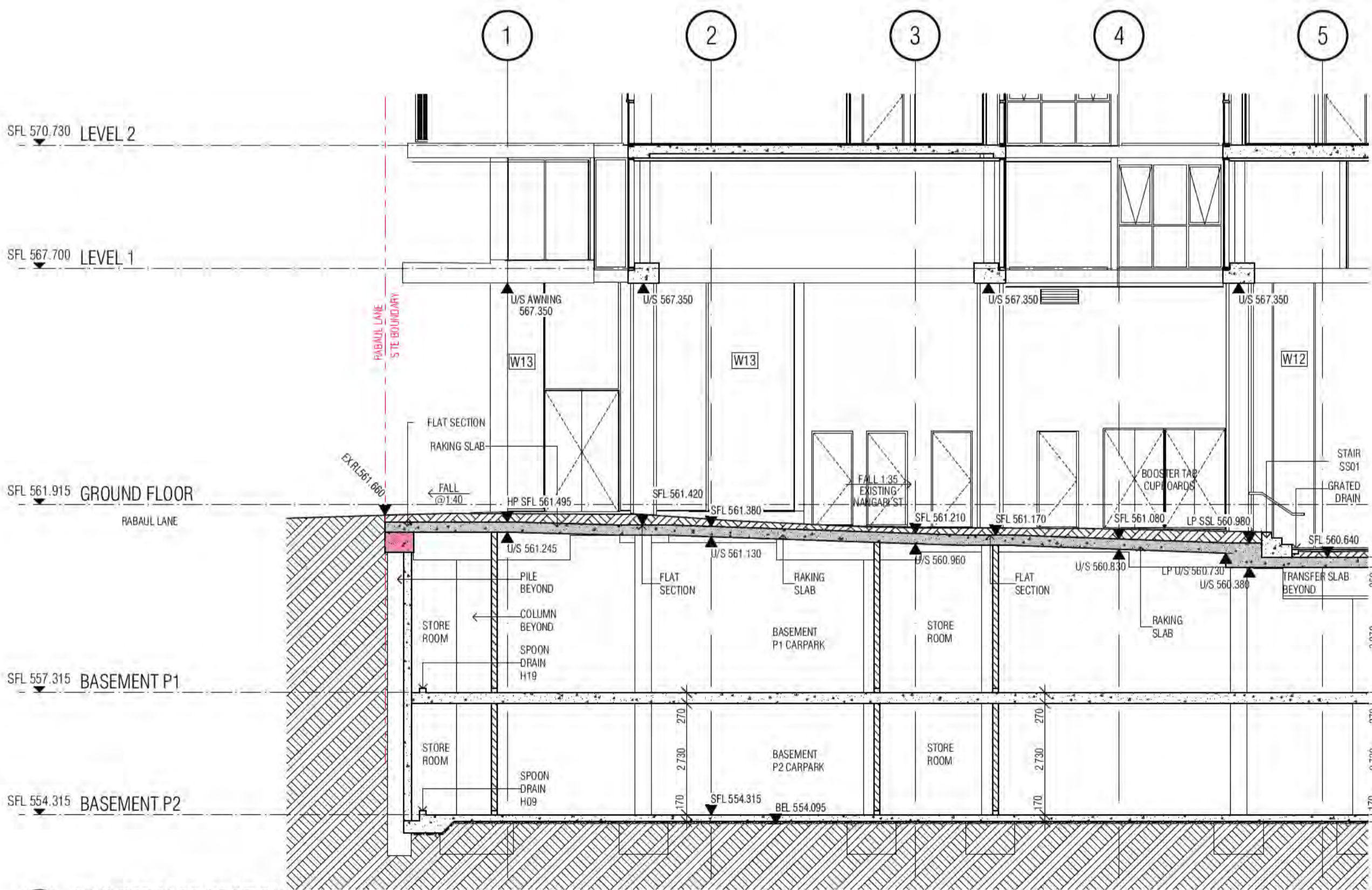
01 01 INTERFACE SECTION



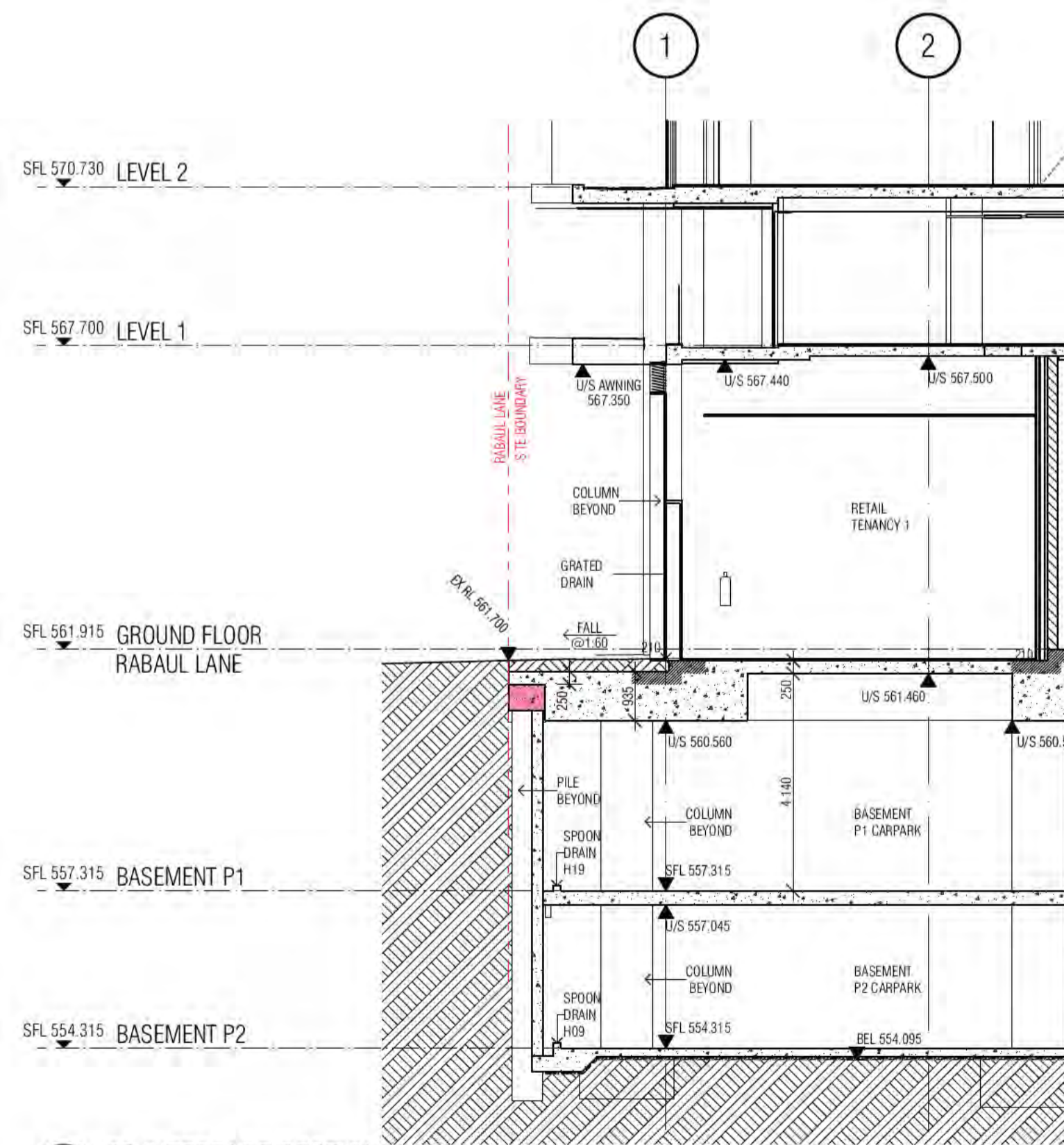
02 02 INTERFACE SECTION



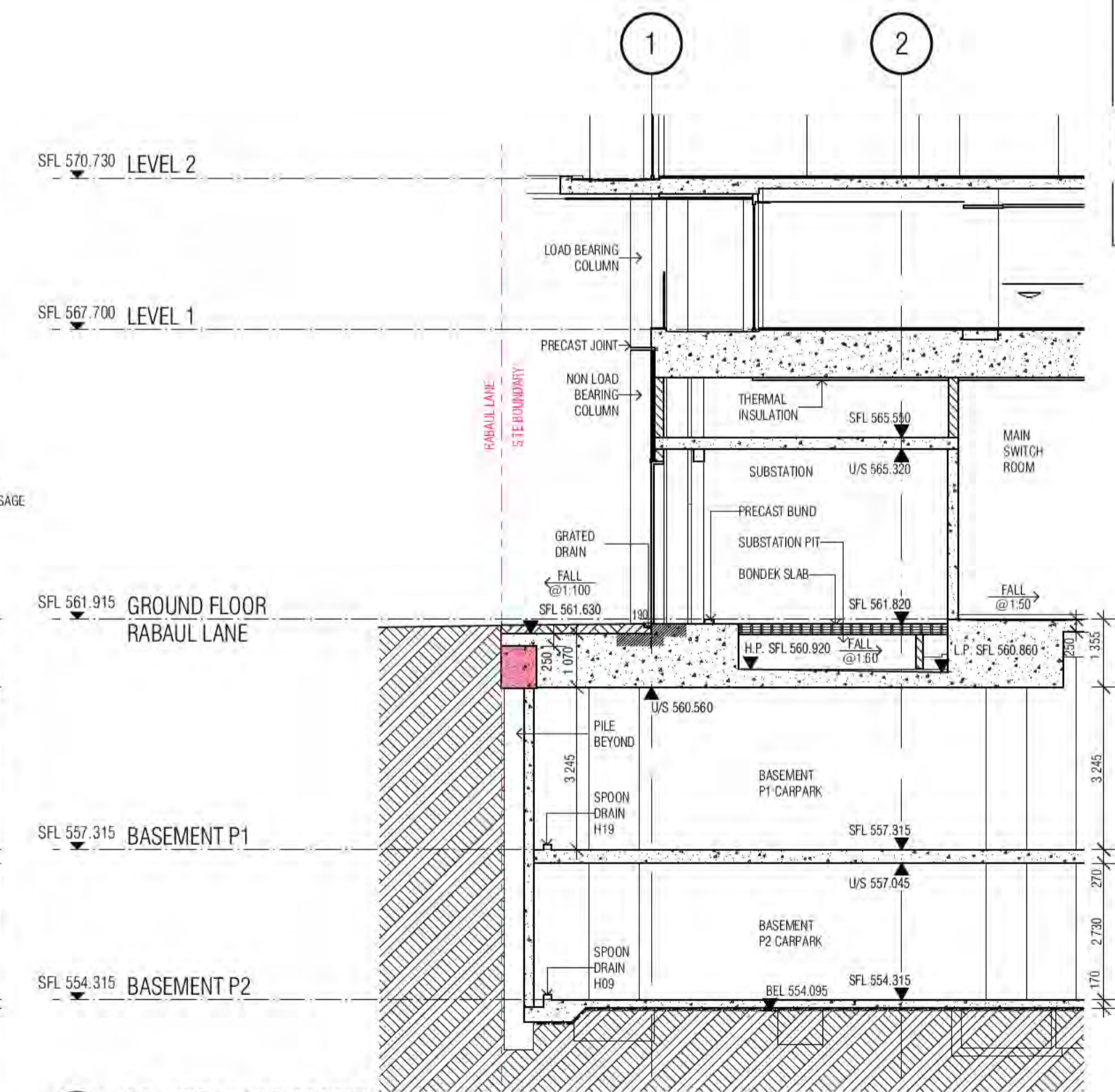
03 03 INTERFACE SECTION



04 04 INTERFACE SECTION



05 05 INTERFACE SECTION



06 06 INTERFACE SECTION

BCA certifiers
Date Issued: 14 August 2023
BUILDING APPROVAL is amended under S.32 of the Building Act 2004. BCA Certifiers Australia Pty Ltd
Sch 2.2(a)(ii)
original conditions of approval dated 01 June 2022

BIMcloud: FKSYOBIMCLOUD23 BIMcloud Basic for ARCHICAD 23/19125 - 40 Allara St Canberra/19125 General

REVISION	DESCRIPTION	DATE
01	DESIGN DEVELOPMENT	19.01.2021
02	GENERAL UPDATE	05.02.2021
03	COORDINATION UPDATE	19.02.2021
04	TENDER ISSUE	05.03.2021
05	REVISED CAPPING BEAM LEVELS	02.07.2021
06	GENERAL UPDATE	22.07.2021
07	REVISED P1 SLAB SOFFIT LEVEL	01.10.2021
08	ISSUE FOR CONSTRUCTION	02.12.2021

REVISION	DESCRIPTION	DATE
01	DESIGN DEVELOPMENT	19.01.2021
02	GENERAL UPDATE	05.02.2021
03	COORDINATION UPDATE	19.02.2021
04	TENDER ISSUE	05.03.2021
05	REVISED CAPPING BEAM LEVELS	02.07.2021
06	GENERAL UPDATE	22.07.2021
07	REVISED P1 SLAB SOFFIT LEVEL	01.10.2021
08	ISSUE FOR CONSTRUCTION	02.12.2021

QUALITY ASSURANCE (FK IS A CERTIFIED COMPANY TO ISO 9001:2015)

THIS PROJECT IS SUBJECT TO THE FK QUALITY ASSURANCE SYSTEM

- SCHEMATIC DESIGN REVIEW FOR THIS PROJECT IS COMPLETE.
- DESIGN DEVELOPMENT REVIEW FOR THIS PROJECT IS COMPLETE.
- TENDER DOCUMENTATION REVIEW FOR THIS PROJECT IS COMPLETE.
- CONSTRUCTION DOCUMENTATION REVIEW FOR THIS DRAWING IS COMPLETE.

IF THIS DRAWING IS STAMPED UNCONTROLLED COPY THEN IT IS TO BE CONSIDERED A DRAFT. SUBJECT TO REVISION WITHOUT NOTICE.

DATE OF REVIEW: 01.10.2020
DATE OF REVIEW: 01.10.2021

NOTES

THIS DRAWING IS COPYRIGHT AND SHALL REMAIN THE PROPERTY OF FENDER KATSLIDIS (AUST) PTY LTD. CHECK AND VERIFY ALL DIMENSIONS ON SITE PRIOR TO COMMENCING WORK. DRAWING TO BE READ IN CONJUNCTION WITH ALL OTHER CONTRACT DOCUMENTS. DO NOT SCALE DRAWINGS. USE FIGURED DIMENSIONS ONLY. SEEK CLARIFICATION OF INCONSISTENCIES / CONFLICTS.

DRAWN	DATE	CHECKED	PLOT DATE	JOB NO.	SCALE
AR	02.12.2021	PM	02.12.2021	19125	1:100@A1

PROJECT

MERITON SUITES CANBERRA
40 ALLARA ST
CANBERRA ACT 2061

DRAWING TITLE

BASE BUILDING DETAIL SECTIONS SHEET 02

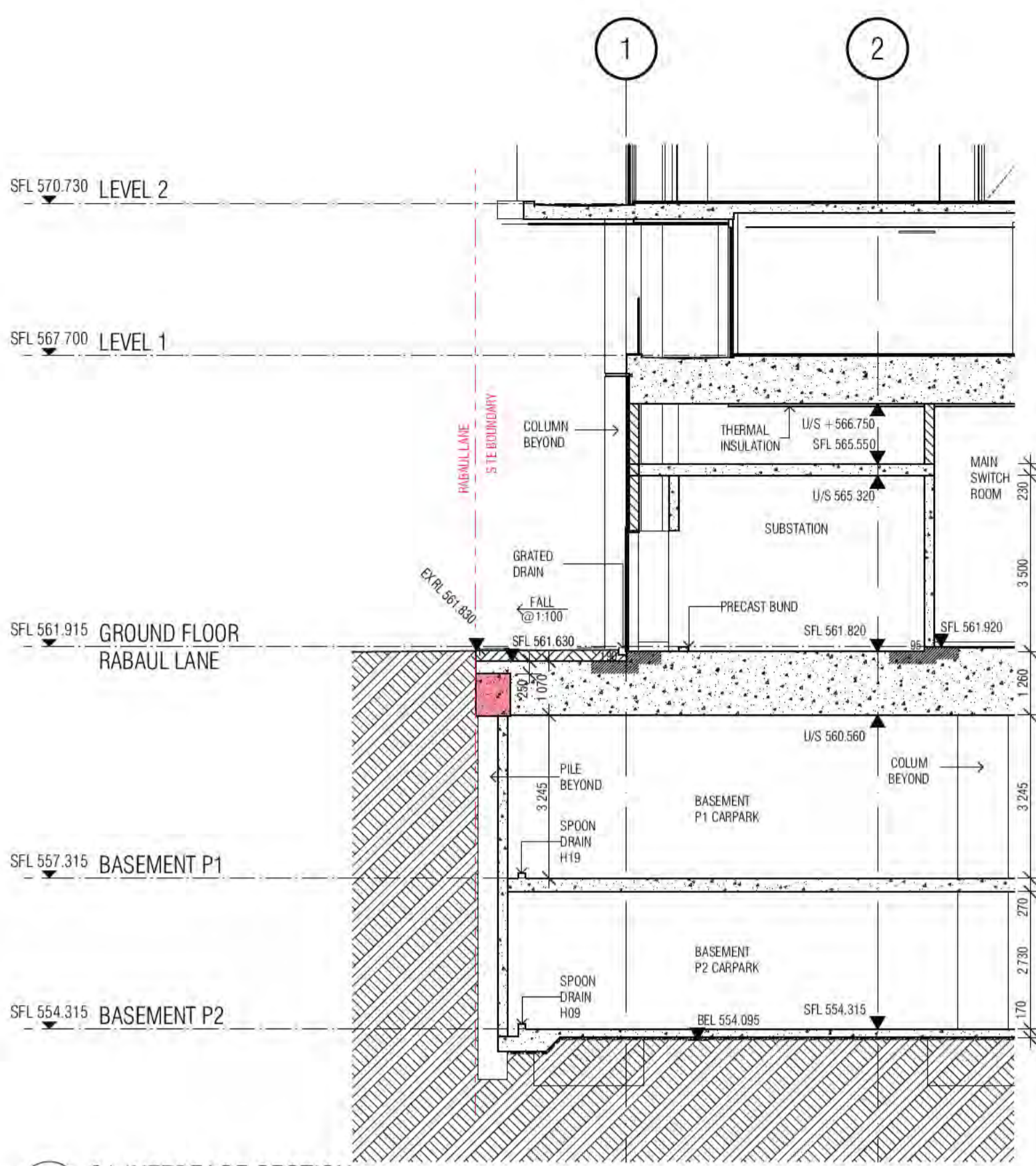
FENDER KATSLIDIS
WWW.FKAUSTRALIA.COM
L21, 259 GEORGE STREET, SYDNEY
NEW SOUTH WALES 2000 AUSTRALIA
TELEPHONE: +61 2 8216 3500
FENDER KATSLIDIS (AUST) PTY LTD ACN 092 943 032

ISSUE PURPOSE

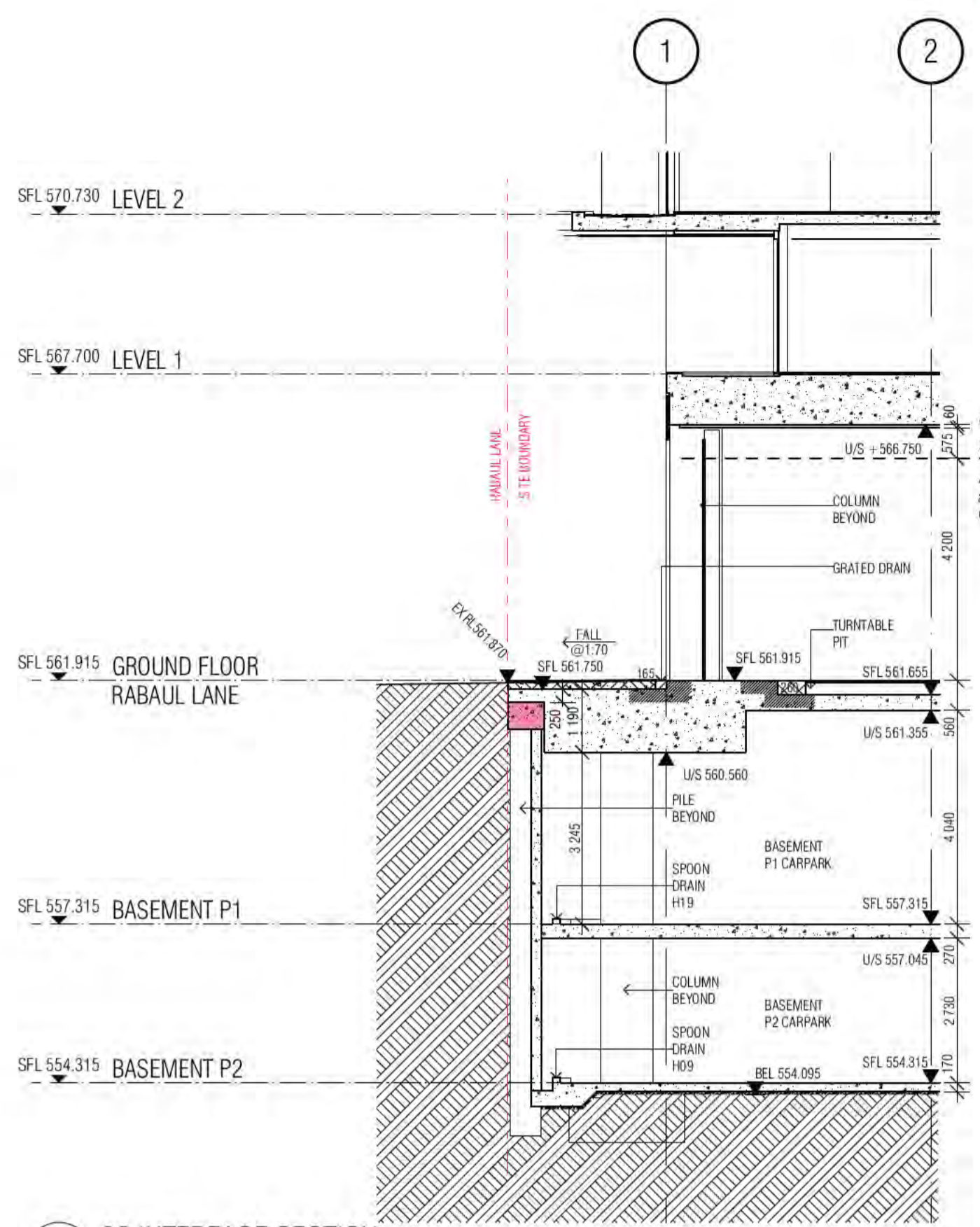
FOR CONSTRUCTION

FK

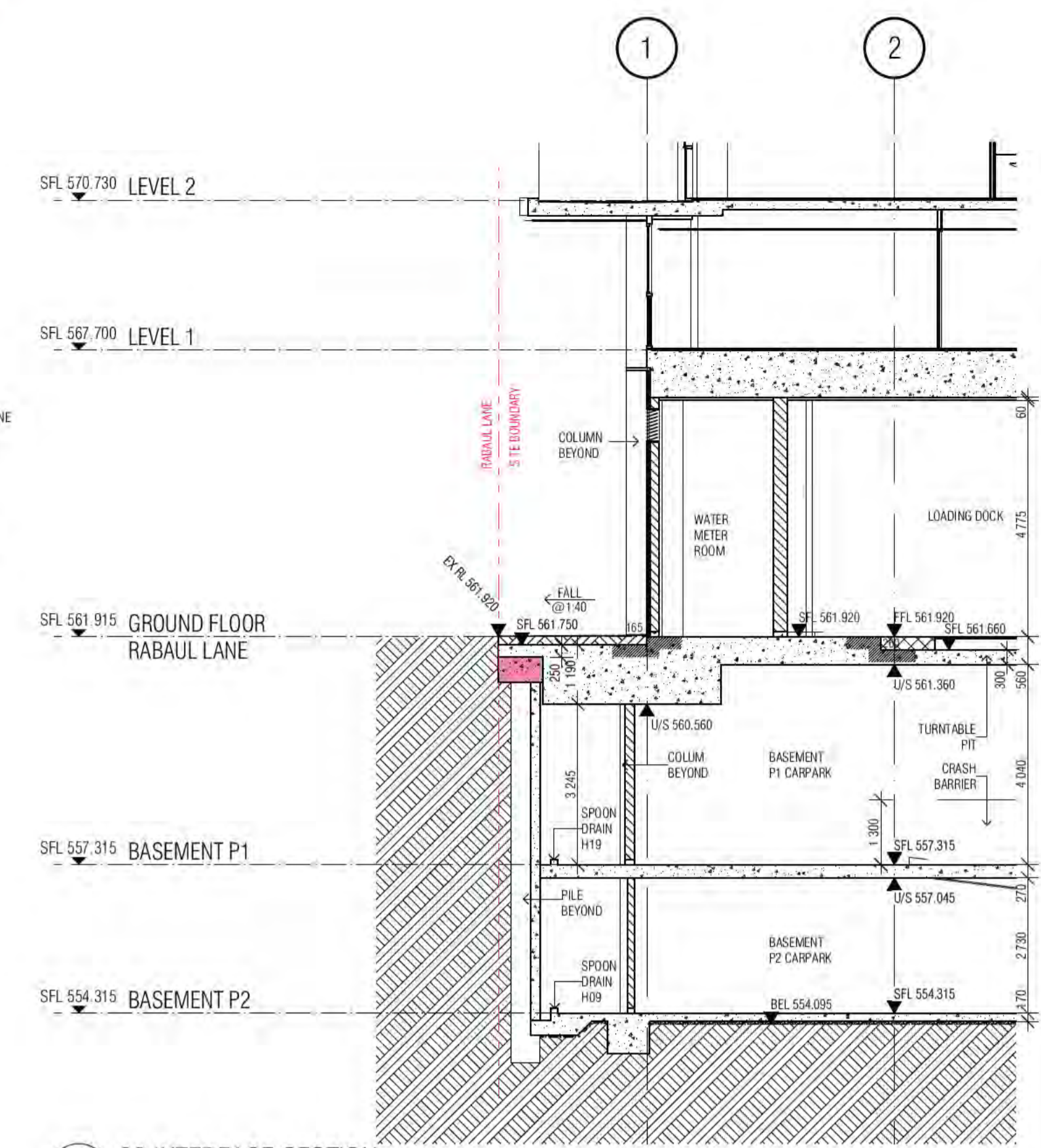
REV. A
DRAWING NO. A1621



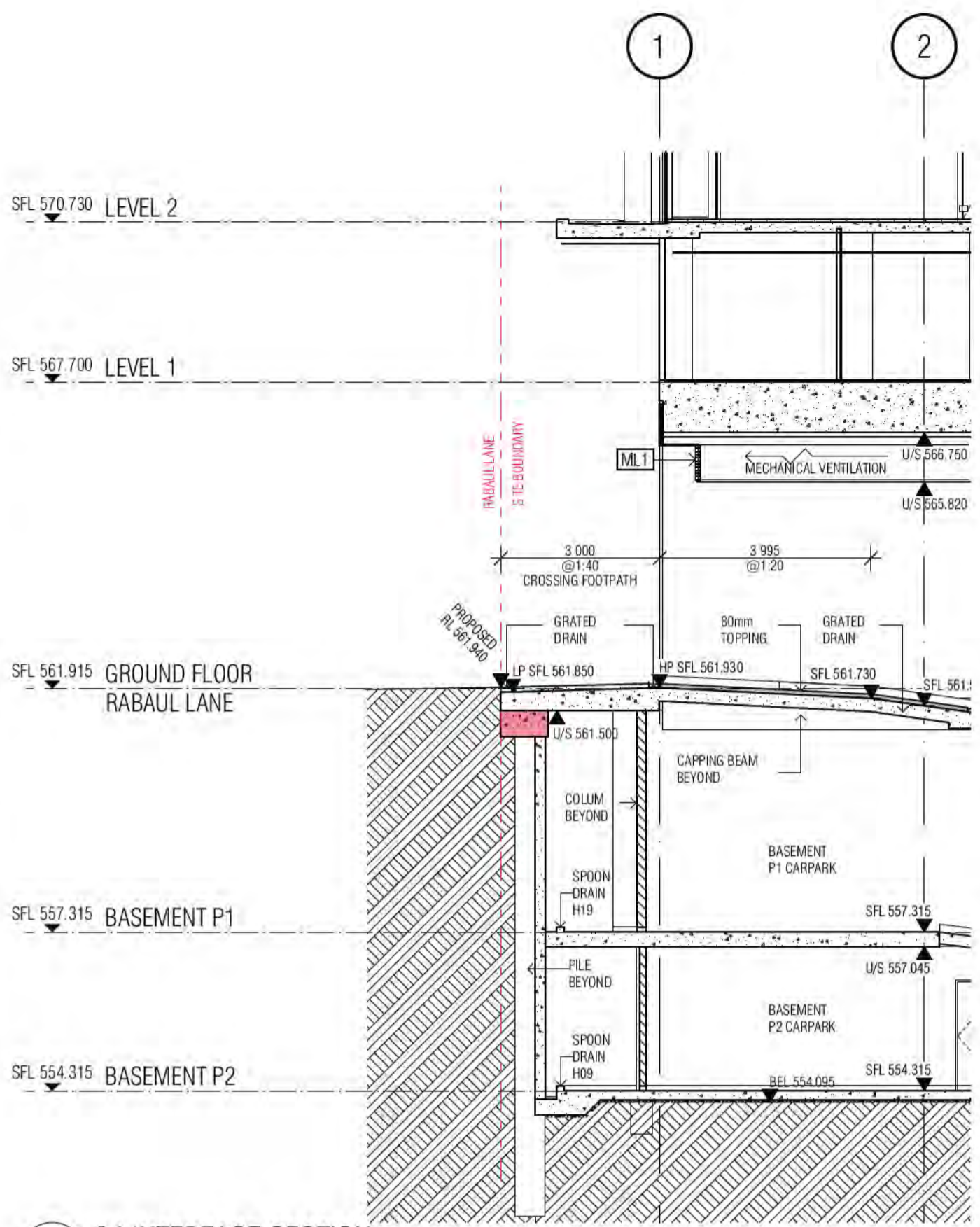
01 01 INTERFACE SECTION



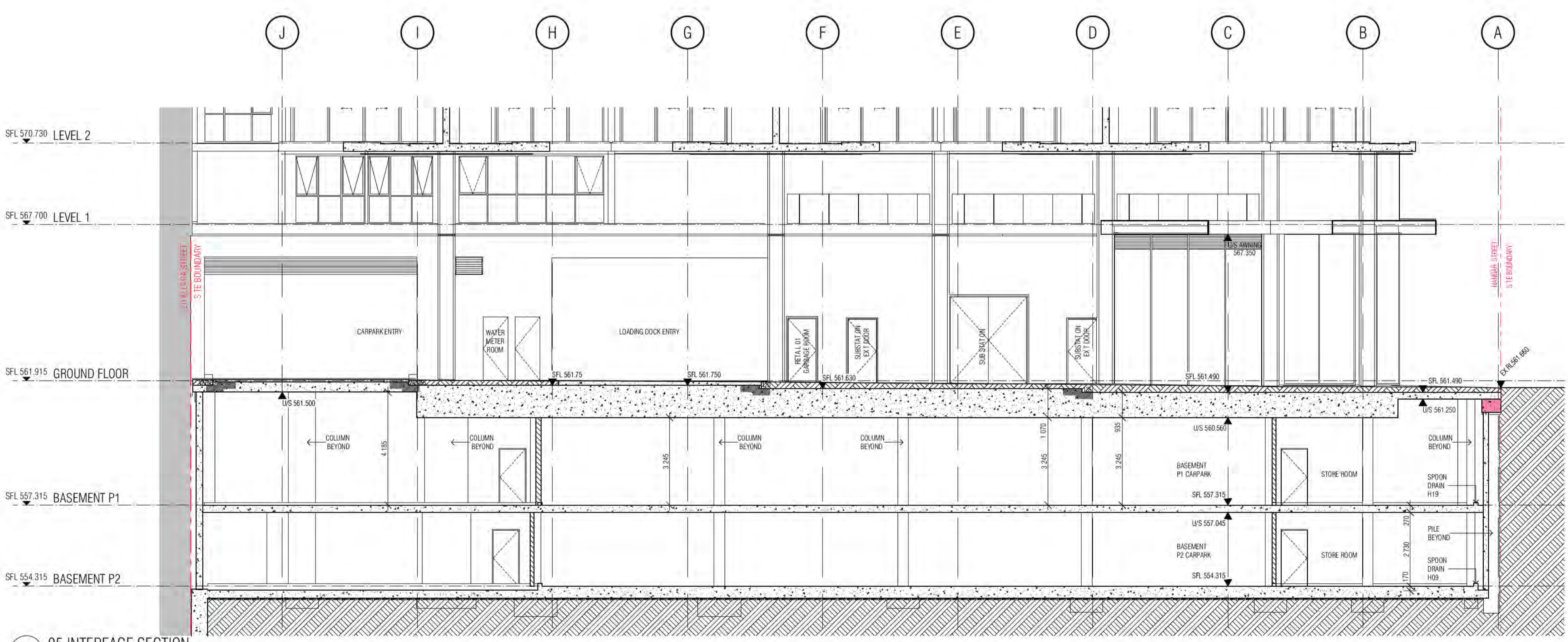
02 02 INTERFACE SECTION



03 03 INTERFACE SECTION



04 04 INTERFACE SECTION



05 05 INTERFACE SECTION

BCA certifiers
Date Issued: 14 August 2023
BUILDING APPROVAL is amended under S.32 of the Building Act 2004. BCA Certifiers Australia Pty Ltd
original conditions of approval dated 01 June 2022

BIMcloud: FKSYDBMCT.00023 BIMcloud Basic for ARCHICAD 23/19125 40 Allara St Canberra/19125 General

REVISION	DATE	BY
DESIGN DEVELOPMENT	19.01.2021	PM
GENERAL UPDATE	05.02.2021	AR
COORDINATION UPDATE	19.02.2021	AR
TENDER ISSUE	05.03.2021	AR
REVISED CAPPING BEAM LEVELS	02.07.2021	AR
GENERAL UPDATE	22.07.2021	AR
REVISED P1 SLAB SOFFIT LEVEL	01.10.2021	AR
ISSUE FOR CONSTRUCTION	02.12.2021	AR

REVISION	DATE	BY
DESIGN DEVELOPMENT	19.01.2021	PM
GENERAL UPDATE	05.02.2021	AR
COORDINATION UPDATE	19.02.2021	AR
TENDER ISSUE	05.03.2021	AR
REVISED CAPPING BEAM LEVELS	02.07.2021	AR
GENERAL UPDATE	22.07.2021	AR
REVISED P1 SLAB SOFFIT LEVEL	01.10.2021	AR
ISSUE FOR CONSTRUCTION	02.12.2021	AR

QUALITY ASSURANCE (FK IS A CERTIFIED COMPANY TO ISO 9001:2015)
THIS PROJECT IS SUBJECT TO THE FK QUALITY ASSURANCE SYSTEM
 SCHEMATIC DESIGN REVIEW FOR THIS PROJECT IS COMPLETE. DATE OF REVIEW: 01.10.2020
 DESIGN DEVELOPMENT REVIEW FOR THIS PROJECT IS COMPLETE. DATE OF REVIEW:
 TENDER DOCUMENTATION REVIEW FOR THIS PROJECT IS COMPLETE. DATE OF REVIEW:
 CONSTRUCTION DOCUMENTATION REVIEW FOR THIS DRAWING IS COMPLETE. DATE OF REVIEW: 01.10.2021
 IF THIS DRAWING IS STAMPED UNCONTROLLED COPY THEN IT IS TO BE CONSIDERED A DRAFT. SUBJECT TO REVISION WITHOUT NOTICE

NOTES
THIS DRAWING IS COPYRIGHT AND SHALL REMAIN THE PROPERTY OF FENDER KATSLIDIS (AUST) PTY LTD
CHECK AND VERIFY ALL DIMENSIONS ON SITE PRIOR TO COMMENCING WORK. DRAWING TO BE READ IN CONJUNCTION WITH ALL OTHER CONTRACT DOCUMENTS. DO NOT SCALE DRAWINGS. USE FIGURED DIMENSIONS ONLY. SEEK CLARIFICATION OF INCONSISTENCIES / CONFLICTS.
DRAWN AR **DATE** 02.12.2021 **CHECKED** PM **PLOT DATE** 02.12.2021 **JOB NO.** 19125 **SCALE** 1:100@A1

PROJECT
MERITON SUITES CANBERRA
40 ALLARA ST
CANBERRA ACT 2061
DRAWING TITLE
BASE BUILDING DETAIL SECTIONS SHEET 03









FENDER KATSLIDIS
WWW.FKAUSTRALIA.COM
L21, 269 GEORGE STREET, SYDNEY
NEW SOUTH WALES 2000 AUSTRALIA
TELEPHONE: +61 2 8216 3500
FENDER KATSLIDIS (AUST) PTY LTD ACN 092 943 032
ISSUE PURPOSE
FOR CONSTRUCTION

REV. A **DRAWING NO.** A1622

BULKHEAD REFLECTED CEILING SETOUT PLAN LEGEND

	PLASTERBOARD U.N.0
	PLASTERBOARD (2400 ABOVE FFL)
	PLASTERBOARD (2420 ABOVE FFL TYPICALLY TO BATHROOM WET AREAS)
	BACKSPAN
	TH1-40MM KINGSPAN KOOLTHERM K10G2 SOFFIT BOARD RTOTAL SYSTEM R2.0
	TH2-30MM KINGSPAN KOOLTHERM K10G2 SOFFIT BOARD RTOTAL SYSTEM R1.7
	TH1-145MM BRADFORD ANTICON R3.6
	A2-75MM BRADFORD GLASS WALL BATTS R1.7
	ACOUSTIC GLASS WOOL INSULATION 11KG/M3
	SFT1 FC SHEETING SOFFIT
	SFT2 FIBRE RATED CEILING
	SFT3 ALUMINIUM SHEET CEILING CLADDING M1
	CSFT1 EXPOSED CONCRETE SOFFIT
	CSFT2 EXPOSED CONCRETE SOFFIT
	LAUNDRY AND BATHROOM MECHANICAL VENT
	KITCHEN MECHANICAL VENT
	RETURN AIR MECHANICAL VENT
	PELMET
	MECHANICAL VENT TYPE IN WINDOW SUBHEAD

HOTEL SUITE/ROOM LEGEND

	→ APT TYPE/ROOM NAME
	→ APT NUMBER
	→ 1:50 DETAIL DRAWING
	→ PARTMENT NLA
	FINISH TAG (REFER SCHEDULES 01/02 EXTERNAL/INTERNAL FINISHES)
	HEIGHT TO UNDERSIDE OF FINISHED CEILING ABOVE FINISHED FLOOR LEVEL U.N.0 TYPICAL FLOOR FINISH + 40MM, UNLESS NOTED OTHERWISE
	HEIGHT OF STRUCTURAL SOFFIT OR BEAM OVERHEAD ABOVE STRUCTURAL FLOOR LEVEL U.N.0
	HEIGHT OF INSULATION SOFFIT OVERHEAD ABOVE STRUCTURAL FLOOR LEVEL U.N.0

- CEILING CONDITIONS GENERAL NOTES:**
- REFER ACOUSTIC SPECIFICATION FOR CONSTRUCTION DETAILS AND REQUIREMENTS
 - THERMAL INSULATION FOR EXTENT OF THERMAL INSULATION TO CEILINGS AND SOFFITS. REFER TO:
 - a) BULKHEAD RCP SETOUT PLANS
 - b) SECTION J REPORT
 - ACOUSTIC INSULATION
 - REFER ACOUSTIC ENGINEER'S REPORTS, SPECIFICATIONS & DETAILS FOR ALL INSULATION REQUIRED FOR ACOUSTIC PURPOSES
 - ACOUSTIC PERFORMANCE TO COMPLY WITH BCA MINIMUM REQUIREMENTS
 - GENERALLY ACOUSTIC UNDERLAY TO BE PROVIDED TO GYM AREA AND ALL HOTEL SUITES WHEREVER TILING OCCURS OVER HABITABLE LIVING SPACES
 - CARSPACE CLEARANCES
 - MAINTAIN MINIMUM CEILING HEIGHT (+2550) CLEARANCE TO/FROM AND WITHIN ACCESSIBLE CARSPACES IN BASEMENT/ CARPARK
 - MAINTAIN MINIMUM CEILING HEIGHT (+2250) HEIGHT CLEARANCE TO/FROM ALL OTHER CARSPACES IN BASEMENT/ CARPARK
 - PLASTERBOARD
 - AS PER MERITON'S ARCHITECTURAL STANDARD REQUIREMENTS. 13MM PLASTERBOARD GENERALLY AND WATER RESISTANT PLASTERBOARD IN WET ARE U.N.0

- GENERAL NOTES:**
- ALL WALL AND SLAB PENETRATIONS TO BE CONFIRMED BY STRUCTURE.
 - ACOUSTIC INSULATION NOT TAGGED, REFER TO ACOUSTIC REPORT, CEILING DETAILS & SERVICES DRAWINGS FOR EXTENT
 - REFLECTED CEILING PLANS TO BE READ IN CONJUNCTION WITH SECTION J, ACOUSTIC, STRUCTURAL, ELECTRICAL, MECHANICAL, FIRE & HYDRAULIC DOCUMENTS
 - REFER TO EXTERNAL FINISHES SCHEDULES FOR FINISHES TYPES LISTED
 - VERIFY ARCHITECTURAL SET-OUTS OF FITTINGS AGAINST RELEVANT CONSULTANT DOCUMENTATION AND CODE REQUIREMENTS. ADVISE ANY DISCREPANCIES TO THE ARCHITECT BEFORE PROCEEDING
 - ALL CEILING DETAILS / TYPES TO BE READ IN CONJUNCTION WITH ARCHITECTURAL BULKHEAD AND ELECTRICAL REFLECTED CEILING PLANS, SECTION J AND ACOUSTIC REPORTS, ELECTRICAL, MECHANICAL, FIRE & HYDRAULIC CONSULTANT DOCUMENTATION SPECIFICATIONS & THEIR DETAILS RESPECTIVELY
 - CEILING HEIGHTS SHOWN IN ACCORDANCE WITH ACOUSTIC CONSULTANT'S SPEC / REQUIREMENTS.
 - WHERE PRECAST CONCRETE MEETS OFF-FORM CONCRETE A DRIP GROOVE REQUIRED. REFER TO CONSTRUCTION DETAILS FOR MORE DETAIL.
 - ACOUSTIC TREATMENT TO ALL PLUMBING IN ACCORDANCE WITH ACOUSTIC CONSULTANT'S SPEC / REQUIREMENTS, INCLUDING LAGGING, INSULATION, PLASTERBOARD SPEC, ETC.
 - UNDERLAY TO ACOUSTIC CONSULTANT'S SPEC / REQUIREMENTS.
 - DETAILS OF ACOUSTIC UNDERLAY MATERIAL AND THICKNESS TO BE APPROVED BY ACOUSTIC CONSULTANT UPON SATISFACTORY TEST DATA FROM SUPPLIERS.
 - CEILING HEIGHT IS MEASURED ABOVE THE FFL U.N.0
 - LIGHTING REBATES SPACING AND NUMBERS TO ACOUSTIC CONSULTANT'S SPEC / REQUIREMENTS. INSTALL LIGHTING (AND ALL OTHER SERVICES) IN ACCORDANCE WITH THE ACOUSTIC CONSULTANT'S SPEC / REQUIREMENTS.
 - PROVIDE ALL SUBMISSIONS FOR APPROVAL AS NOMINATED BY ACOUSTIC CONSULTANT

LEVEL 1 SUITES: 101,102,103, 108*, 109, 110, 111, 113
 LEVELS 2-14: 208,308,408,508,608,708,808,908,1008,1108,1208,1308,1408
 LEVEL 11 SUITES: 1102,1103,1104,1105,1106,1110,1111,1112,1113,1114
 LEVELS 14: ALL SUITES WITH EXCEPTION 07 AND 09 STACK TO LIVING & B2
 U.N.0 HAVE NO PELMETS BECAUSE OF REDUCED CEILING HEIGHTS. MERITON TO CONFIRM PELMET REQUIREMENTS FOR THESE HOTEL SUITES.

* SUITE 108 PELMET TO BEDROOM




BIMcloud: FRBIMCLOUD BIMcloud/19125_40 Allara St Canberra/00 MODEL_ODD_C0/BIM MODEL/19125 General

REVISION	DESCRIPTION	DATE
	DRAFT TENDER ISSUE	20.05.2021
01	GENERAL UPDATE	31.08.2021
02	GENERAL UPDATE	25.10.2021
A	ISSUE FOR CONSTRUCTION	31.01.2022
B	FOR CONSTRUCTION CERTIFICATE FROUT P2 TO L10	04.05.2022
C	GENERAL UPDATE	02.06.2022
> D	SFT3 M1 ALUMINIUM SOFFIT CLADDING	05.10.2022

REVISION	DESCRIPTION	DATE
	DRAFT TENDER ISSUE	20.05.2021
01	GENERAL UPDATE	31.08.2021
02	GENERAL UPDATE	25.10.2021
A	ISSUE FOR CONSTRUCTION	31.01.2022
B	FOR CONSTRUCTION CERTIFICATE FROUT P2 TO L10	04.05.2022
C	GENERAL UPDATE	02.06.2022
> D	SFT3 M1 ALUMINIUM SOFFIT CLADDING	05.10.2022

QUALITY ASSURANCE (FK IS A CERTIFIED COMPANY TO ISO 9001:2015)

THIS PROJECT IS SUBJECT TO THE FK QUALITY ASSURANCE SYSTEM

	SCHEMATIC DESIGN REVIEW FOR THIS PROJECT IS COMPLETE.	DATE OF REVIEW: 01.10.2020
	DESIGN DEVELOPMENT REVIEW FOR THIS PROJECT IS COMPLETE.	DATE OF REVIEW: 01.10.2021
	TENDER DOCUMENTATION REVIEW FOR THIS PROJECT IS COMPLETE.	DATE OF REVIEW: 11.11.2021
	CONSTRUCTION DOCUMENTATION REVIEW FOR THIS DRAWING IS COMPLETE.	DATE OF REVIEW: 18.01.2022

IF THIS DRAWING IS STAMPED UNCONTROLLED COPY THEN IT IS TO BE CONSIDERED A DRAFT. SUBJECT TO REVISION WITHOUT NOTICE

NOTES

THIS DRAWING IS COPYRIGHT AND SHALL REMAIN THE PROPERTY OF FENDER KATSALIDIS (AUST) PTY LTD
 CHECK AND VERIFY ALL DIMENSIONS ON SITE PRIOR TO COMMENCING WORK. DRAWING TO BE READ IN CONJUNCTION WITH ALL OTHER CONTRACT DOCUMENTS. DO NOT SCALE DRAWINGS. USE FIGURED DIMENSIONS ONLY. SEEK CLARIFICATION OF INCONSISTENCIES / CONFLICTS.

DRAWN	DATE	CHECKED	PLOT DATE	JOB NO.	SCALE
BB	05.10.2022	PM	05.10.2022	19125	N.T.S.@A1

PROJECT

MERITON SUITES CANBERRA
 40 ALLARA ST
 CANBERRA ACT 2061

DRAWING TITLE

BULKHEAD TYPE LEGEND

FENDER KATSALIDIS
 WWW.FKAUSTRALIA.COM
 L21, 259 GEORGE STREET, SYDNEY
 NEW SOUTH WALES 2000 AUSTRALIA
 TELEPHONE: +61 2 8216 3500
 FENDER KATSALIDIS (AUST) PTY LTD ACN 092 943 032

ISSUE PURPOSE

FOR CONSTRUCTION

REV.

D

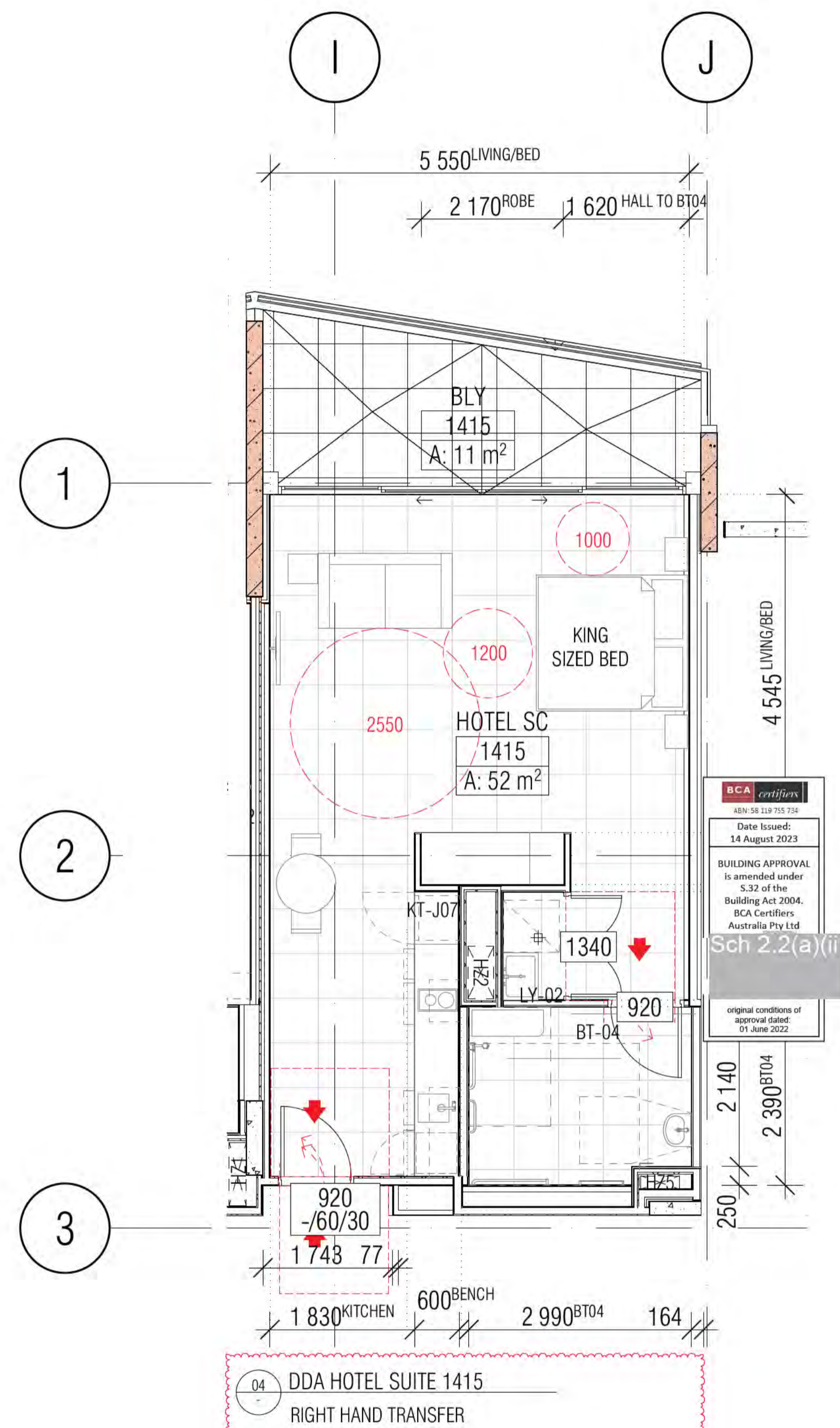
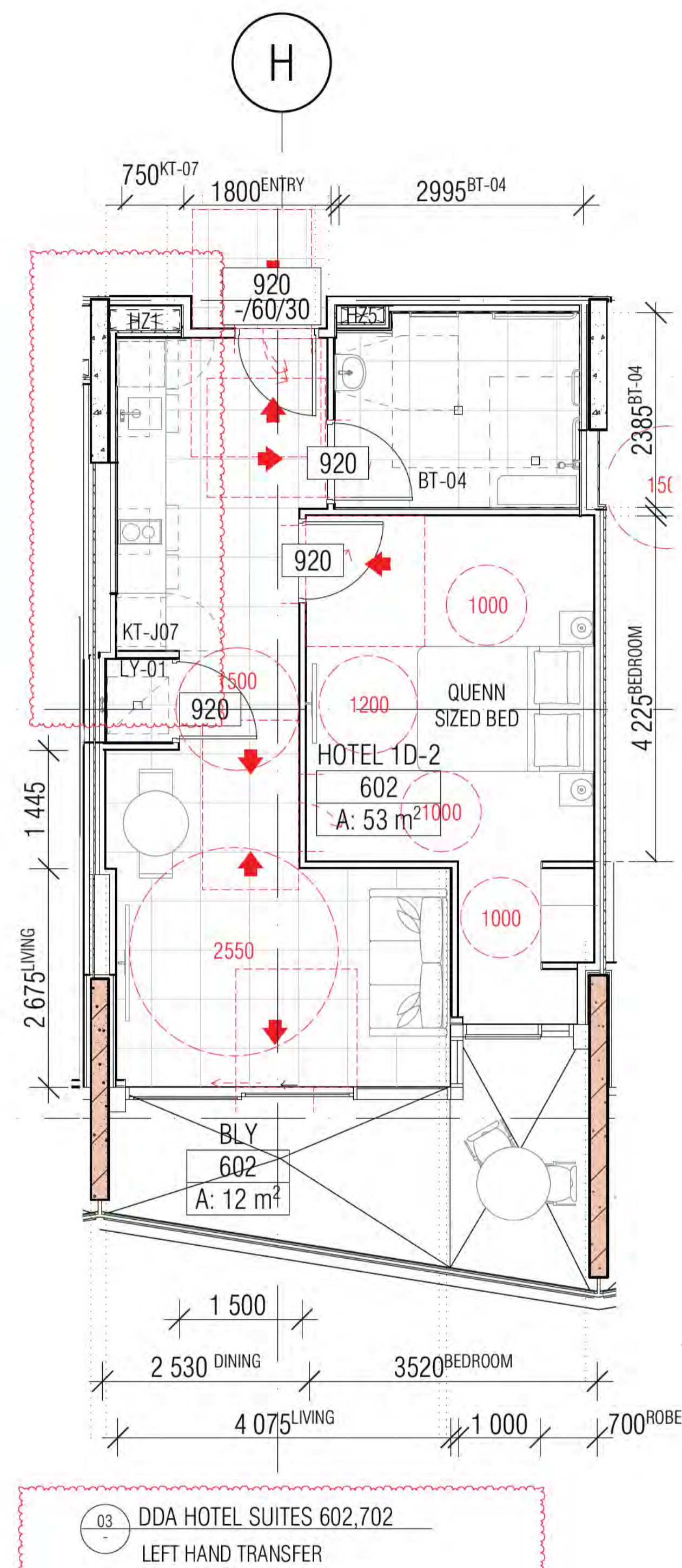
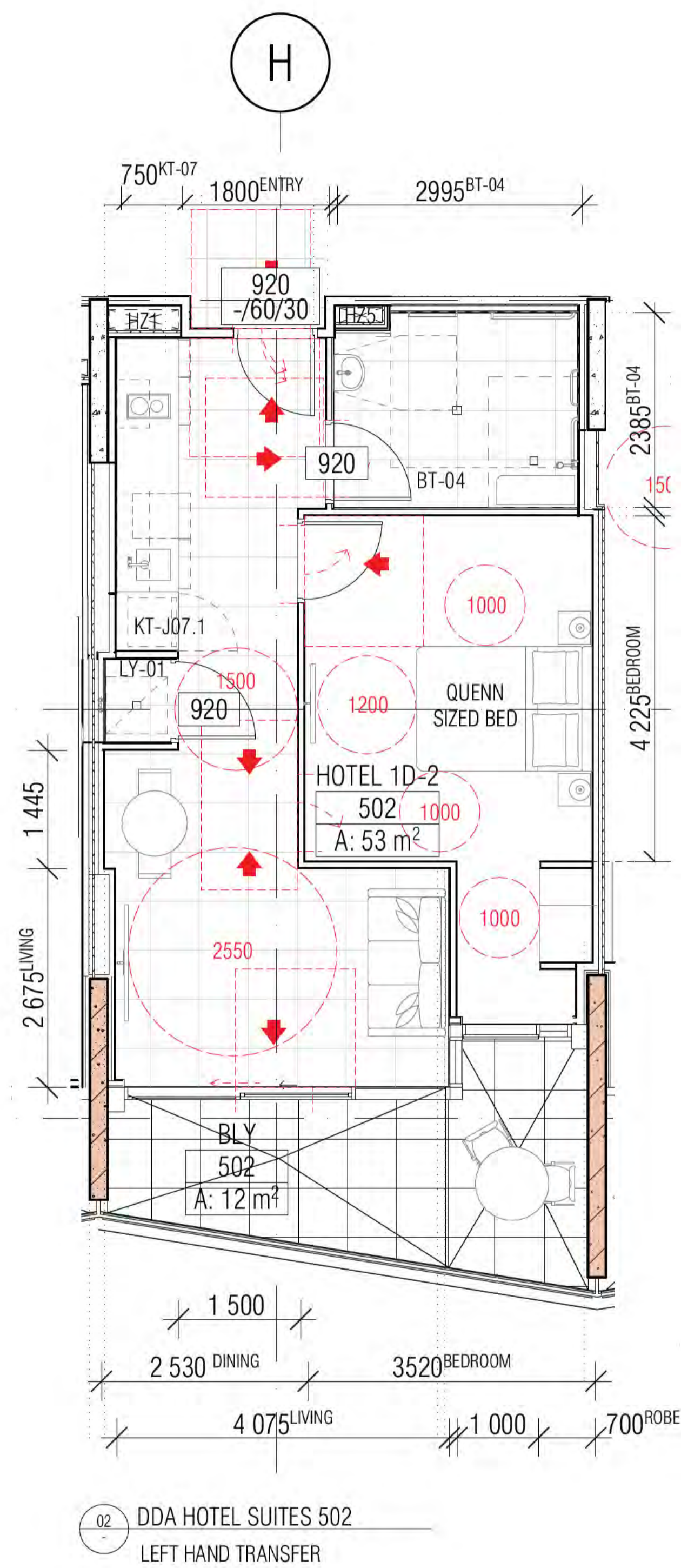
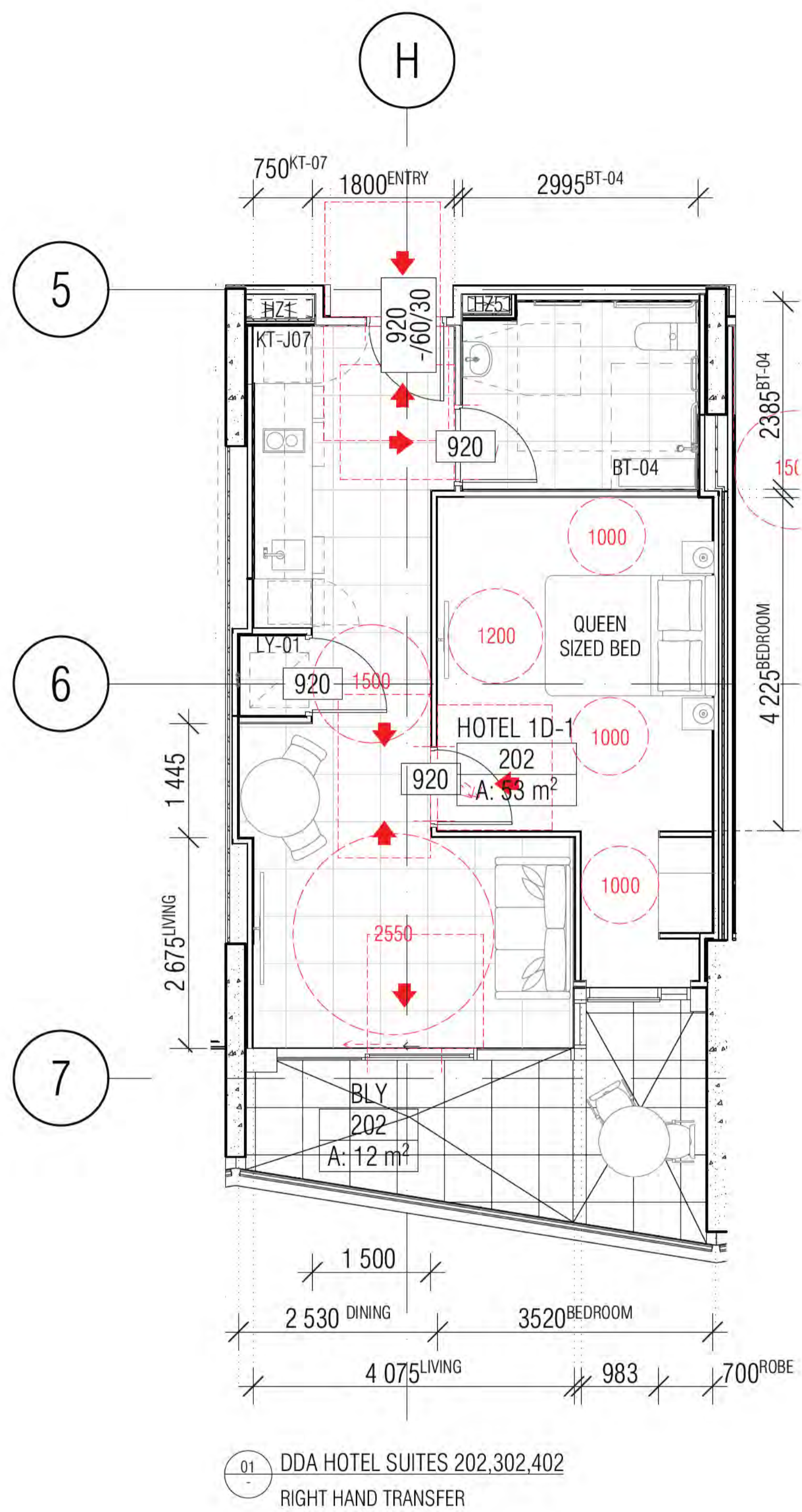
DRAWING NO.

A6010

BCA certifiers
 1800 350 318 715 714
 Date Issued:
 14 August 2023
BUILDING APPROVAL
 is amended under
 S.32 of the
 Building Act 2004.
 BCA Certifiers
 Australia Pty Ltd

Sch 2.2(a)(ii)

original conditions of approval dated 01 June 2022



BCA certifiers
Date Issued:
14 August 2023
BUILDING APPROVAL
is amended under
S.32 of the
Building Act 2004.
BCA Certifiers
Australia Pty Ltd
Sch 2.2(a)(ii)
original conditions of
approval dated
01 June 2022

BIMcloud: FRIMCLOUD BIMcloud19125 40 Allara St Canberra/00 MODEL/00 CD/BIM MODEL/19125 General

REVISION	DATE	BY
DRAFT TENDER ISSUE GENERAL UPDATE	23.03.2021	FM
A ISSUE FOR CONSTRUCTION	31.01.2022	FM
B CONSTRUCTION UPDATE	07.02.2022	FM
C DDA DOOR CLEARANCE	10.05.2022	FM
D KITCHEN LAYOUT ADJUSTMENT SUITES 602	16.06.2022 8:30B	FM

REVISION	DATE	BY
DRAFT TENDER ISSUE GENERAL UPDATE	23.03.2021	FM
A ISSUE FOR CONSTRUCTION	31.01.2022	FM
B CONSTRUCTION UPDATE	07.02.2022	FM
C DDA DOOR CLEARANCE	10.05.2022	FM
D KITCHEN LAYOUT ADJUSTMENT SUITES 602	16.06.2022 8:30B	FM

QUALITY ASSURANCE (FK IS A CERTIFIED COMPANY TO ISO 9001:2015)
THIS PROJECT IS SUBJECT TO THE FK QUALITY ASSURANCE SYSTEM
 ■ SCHEMATIC DESIGN REVIEW FOR THIS PROJECT IS COMPLETE. DATE OF REVIEW: 01.10.2020
 ■ DESIGN DEVELOPMENT REVIEW FOR THIS PROJECT IS COMPLETE. DATE OF REVIEW: 01.10.2021
 ■ TENDER DOCUMENTATION REVIEW FOR THIS PROJECT IS COMPLETE. DATE OF REVIEW: 11.11.2021
 ■ CONSTRUCTION DOCUMENTATION REVIEW FOR THIS DRAWING IS COMPLETE. DATE OF REVIEW: 29.03.2022
 IF THIS DRAWING IS STAMPED UNCONTROLLED COPY THEN IT IS TO BE CONSIDERED A DRAFT. SUBJECT TO REVISION WITHOUT NOTICE

NOTES
THIS DRAWING IS COPYRIGHT AND SHALL REMAIN THE PROPERTY OF FENDER KATSALEDIS (AUST) PTY LTD
CHECK AND VERIFY ALL DIMENSIONS ON SITE PRIOR TO COMMENCING WORK. DRAWING TO BE READ IN CONJUNCTION WITH ALL OTHER CONTRACT DOCUMENTS. DO NOT SCALE DRAWINGS. USE FIGURED DIMENSIONS ONLY. SEEK CLARIFICATION OF INCONSISTENCIES / CONFLICTS.


DRAWN	DATE	CHECKED	PLOT DATE	JOB NO.	SCALE
BB	16.06.2022	PM	16.06.2022	19125	1:50@A1

PROJECT
MERITON SUITES CANBERRA
40 ALLARA ST
CANBERRA ACT 2061

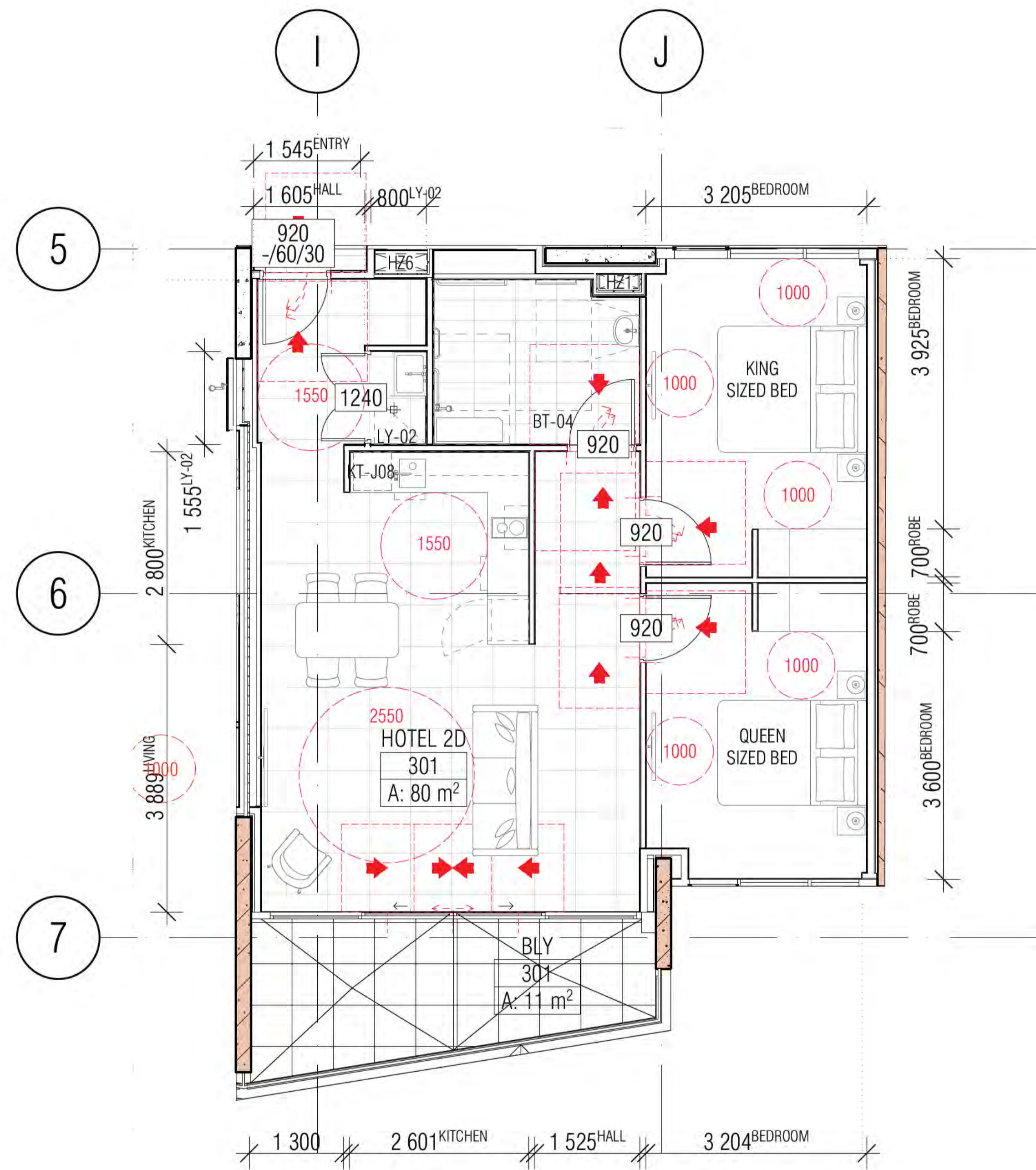
DRAWING TITLE
ACCESSIBLE LAYOUTS SHEET 01

FENDER KATSALEDIS
WWW.FKAUSTRALIA.COM
L21, 259 GEORGE STREET, SYDNEY
NEW SOUTH WALES 2000 AUSTRALIA
TELEPHONE: +61 2 8216 3500
FENDER KATSALEDIS (AUST) PTY LTD ACN 092 943 032

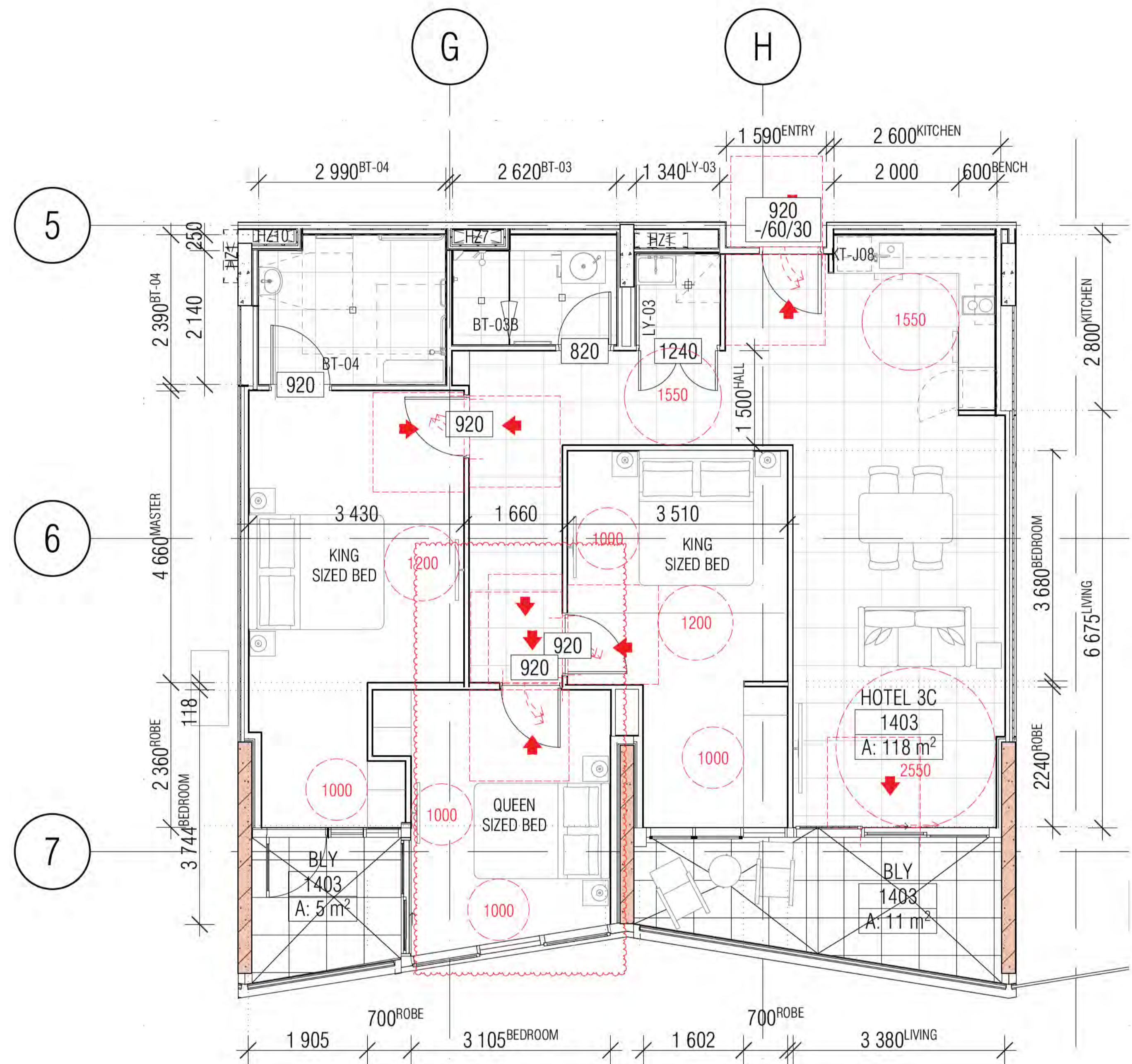
ISSUE PURPOSE
FOR CONSTRUCTION



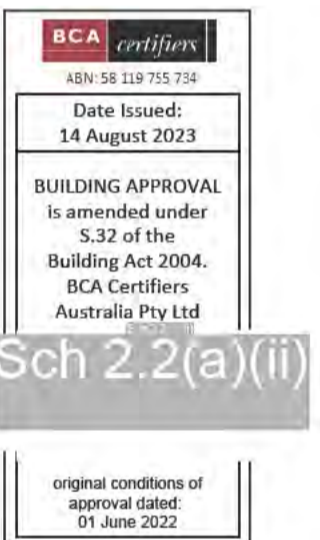
REV. D
DRAWING NO. A7001



01 DDA HOTEL SUITES 201, 301
RIGHT & LEFT HAND TRANSFER



02 DDA HOTEL SUITE 1403
RIGHT & LEFT HAND TRANSFER



BIMcloud: fkaprdbim01 BIMcloud/19125 40 Allara St, Canberra/00 BIM MODELS/00 CD/CENTRAL MODELS/19125 General

REVISION	DATE	BY
DRAFT TENDER ISSUE GENERAL UPDATE	23.03.2021	FM
ISSUE FOR CONSTRUCTION	31.01.2022	FM
CONSTRUCTION UPDATE	07.02.2022	FM
DDA BCA COMMENTS ADDRESSED	16.03.2022	FM
DDA DOOR CLEARANCE	10.05.2022	FM
SWING DOOR TO SUITE 1403 BEDROOM 3	19.04.2023	FM

QUALITY ASSURANCE	DATE OF REVIEW
SCHEMATIC DESIGN REVIEW FOR THIS PROJECT IS COMPLETE.	01.10.2020
DESIGN DEVELOPMENT REVIEW FOR THIS PROJECT IS COMPLETE.	01.10.2021
TENDER DOCUMENTATION REVIEW FOR THIS PROJECT IS COMPLETE.	11.11.2021
CONSTRUCTION DOCUMENTATION REVIEW FOR THIS DRAWING IS COMPLETE.	29.03.2022

NOTES
THIS DRAWING IS COPYRIGHT AND SHALL REMAIN THE PROPERTY OF FENDER KATSALIDIS (AUST) PTY LTD
CHECK AND VERIFY ALL DIMENSIONS ON SITE PRIOR TO COMMENCING WORK. DRAWING TO BE READ
IN CONJUNCTION WITH ALL OTHER CONTRACT DOCUMENTS. DO NOT SCALE DRAWINGS. USE FIGURED
DIMENSIONS ONLY. SEEK CLARIFICATION OF INCONSISTENCIES / CONFLICTS.

DRAWN	DATE	CHECKED	PLOT DATE	JOB NO.	SCALE
BB	19.04.2023	PM	19.04.2023	19125	1:50@A1

PROJECT
MERITON SUITES CANBERRA
40 ALLARA ST
CANBERRA ACT 2061

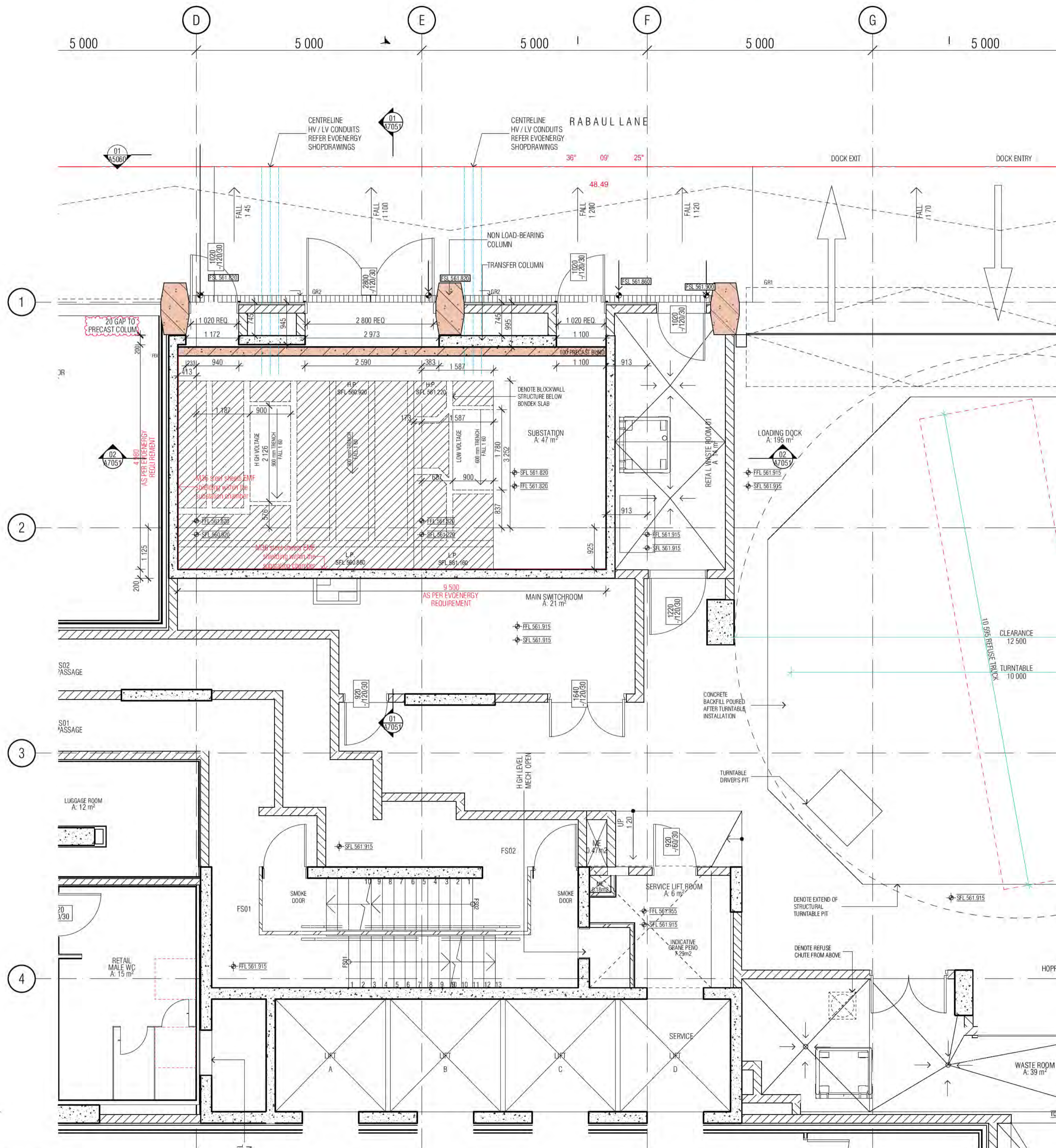
DRAWING TITLE
ACCESSIBLE LAYOUTS SHEET 02

FENDER KATSALIDIS
WWW.FKAUSTRALIA.COM
L21, 259 GEORGE STREET, SYDNEY
NEW SOUTH WALES 2000 AUSTRALIA
TELEPHONE: +61 2 8216 3500
FENDER KATSALIDIS (AUST) PTY LTD ACN 092 943 032

ISSUE PURPOSE
FOR CONSTRUCTION



REV. E
DRAWING NO. A7002



CONCRETE PROFILE LEGEND

WALL HATCHES			
INSITU CONCRETE	[Hatched Box]		DENOTES FORMWORK ZONE FOR OFF FORM CONCRETE SOFFIT BELOW
PRECAST CONCRETE	[Hatched Box]		SECONDARY CONCRETE SLAB
CONCRETE BUND	[Hatched Box]		MASS CONCRETE BUILD-UP
LOW PRECAST	[Hatched Box]		CAPPING BEAM
SFL 561.915	[Symbol]	SFL:	STRUCTURAL FLOOR LEVEL
STEP IN TOP OF SLAB	[Symbol]	FFL:	FINISHED FLOOR LEVEL
DOUBLE STEP IN TOP OF SLAB	[Symbol]	DEL:	BULK EXCAVATION LEVEL
PLINTH/UPSTAND	[Symbol]	TOCB:	TOP OF CAPPING BEAM
EDGE PLINTH/UPSTAND/BUND	[Symbol]	PL:	PAVING LEVEL
		SPL:	STRUCTURAL PAVING LEVEL
		CJ:	CONSTRUCTION JOINT
		PJ:	PANEL JOINT
		IJ:	ISOLATION JOINT
		SJ:	SAWN JOINT
		TMJ:	TEMPORARY MOVEMENT FACIA
		FPJ:	FORMWORK PANEL JOINT (CLASS 2 CONC)

- NOTE:**
1. ALL COLUMNS TO BE LOCATED ON CENTRELINE OF GRID UNLESS OTHERWISE NOTED. INDICATIVE PROFILE OF SLAB ONLY. REFER TO ENGINEERS DRAWINGS AND DETAILS FOR FULL EXTENT OF STRUCTURE.
 2. TYPICAL BEAM OR COLUMN UNDER SHOWN AS DASHED LINE. UNLESS NOTED OTHERWISE.
 3. BALCONIES POURED TO FALLS.
 4. BUND WIDTH TO BE 130MM UNLESS NOTED OTHERWISE.
 5. ALL SERVICE PENETRATION BELOW 100MM DIAMETER HAVE NOT BEING DOCUMENTED, AS AGREED WITH MERITON SERVICES CONSULTANTS AND MERITON STRUCTURAL ENGINEERS.
 6. VENT RISERS AND MISCELLANEOUS PIPEWORK NOT INDICATED. REFER SERVICES FOR FULL EXTENT OF RISERS. REFER SPECIFICATION FOR TYPES AND HYDRAULIC DWGS.
 7. FOR ALL PRECAST PANEL, MARKING, DOWEL & HOB PLANS REFER TO EVOLUTION PRECAST DRAWINGS.

SERVICES
 THE FOLLOWING PENETRATIONS ARE INDICATED TO ASSIST WITH THE SETOUT OF HYDRAULICS / PIPEWORK ELEMENTS WHICH HAVE CRITICAL ARCHITECTURAL SETOUTS. ALL HYDRAULICS ELEMENTS ARE NOT NECESSARILY INDICATED. IT IS THE CONTRACTORS RESPONSIBILITY TO ENSURE ALL PENETRATIONS ARE PROVIDED TO DELIVER THE DESIGN INTENT. HYDRAULICS CONTRACTOR TO PROVIDE DIMENSIONED SHOP DRAWINGS BASED ON THESE SETOUTS.
 PERIMETER HOBBS TO ALL PENETRATION. REFER TO HOBBS LEGEND FOR APPLICABLE CONDITION.
 NOTE - ALL TUNDRISH LOCATION TO BE COORDINATED FROM HYDRAULIC ENGINEER'S DRAWINGS.

SERVICES RISERS

[Symbol]	SERVICES PENO	[Symbol]	SERVICES ZONE	[Symbol]	ST / PRESS	[Symbol]	NOTE:
[Symbol]	Mech Penetration Zone	[Symbol]	MECH PENETRATION ZONE	[Symbol]	- STAIR PRESSURE	[Symbol]	VENT RISERS AND MISCELLANEOUS SERVICE
[Symbol]	Hydr. Penetration Zone	[Symbol]	HYDR. PENETRATION ZONE	[Symbol]	- SECURITY / FIRE	[Symbol]	PIPEWORK NOT INDICATED. REFER SERVICES FOR FULL EXTENT OF RISERS
[Symbol]	Elect Penetration Zone	[Symbol]	ELECT PENETRATION ZONE	[Symbol]	- STACK RISERS	[Symbol]	
[Symbol]	Fire Penetration Zone	[Symbol]	FIRE PENETRATION ZONE	[Symbol]	SS	[Symbol]	SOIL STACK
[Symbol]	Roof Sump / Stormwater Sump	[Symbol]	ROOF SUMP / STORMWATER SUMP	[Symbol]	NG	[Symbol]	NAT. GAS
[Symbol]	Refuse Chute/Waste	[Symbol]	REFUSE CHUTE/WASTE	[Symbol]	TW	[Symbol]	TRADE WASTE
[Symbol]		[Symbol]		[Symbol]	SW	[Symbol]	STORMWATER

HZ1	HYDR. RISER ZONE	235x850	HZ9	HYDR. RISER ZONE	250x550
HZ2	HYDR. RISER ZONE	350x700	HZ10	HYDR. RISER ZONE	200x650
HZ3	HYDR. RISER ZONE	250x650	HZ11	HYDR. RISER ZONE	300x200
HZ4	HYDR. RISER ZONE	700x850	HZ12	HYDR. RISER ZONE	
HZ5	HYDR. RISER ZONE	180x520	HZ13	HYDR. RISER ZONE	
HZ6	HYDR. RISER ZONE	620x250	HZ14	HYDR. RISER ZONE	
HZ7	HYDR. RISER ZONE	620x200	HZ15	HYDR. RISER ZONE	
HZ8	HYDR. RISER ZONE	200x700			

[Symbol]	SPOUT	[Symbol]	FLOOR WASTE	[Symbol]	INSPI	[Symbol]	LOCATION AS PFR HYD
[Symbol]	BALCONY OVERFLOW TYPE 1, 2, 3...	[Symbol]	KITCHEN SINK WASTE	[Symbol]	PODI	[Symbol]	original conditions of approval dated 01 June 2022
[Symbol]	OVERFLOW BELOW	[Symbol]	TUNDRISH WASTE	[Symbol]	DP1/DP	[Symbol]	
[Symbol]	FIRE HOSE REEL	[Symbol]	BASEIN / TROUGH WASTE	[Symbol]	SD	[Symbol]	
[Symbol]	FIRE HYDRANT	[Symbol]	TOILET PAN WASTE	[Symbol]	ENG	[Symbol]	
[Symbol]	FIRE RISER	[Symbol]	BATH TUB WASTE	[Symbol]	DOU	[Symbol]	
[Symbol]	CHANGE IN ANGLE	[Symbol]	RAIN WATER OUTLET	[Symbol]	PO	[Symbol]	
		[Symbol]	PLANTER BOX OUTLET	[Symbol]	TOW	[Symbol]	

BCA certifiers
 Date Issued: 14 August 2023
 BUILDING APPROVAL is amended under S.32 of the Building Act 2004. BCA Certifiers Australia Pty Ltd
 Sch 2.2(a)(ii)

01 SUBSTATION

REVISION

01	DESIGN DEVELOPMENT	AR	05.02.2021
02	COORDINATION UPDATE	AR	19.02.2021
03	TENDER ISSUE	AR	05.03.2021
04	FOR INFORMATION	AR	24.03.2021
05	NEW SUBSTATION DESIGN	AR	23.07.2021
06	SOFFIT THERMAL INSULATION	AR	12.08.2021
07	GENERAL COORDINATION	AR	03.09.2021
08	ISSUE FOR CONSTRUCTION	AR	03.12.2021

REVISION

B	AMENDED CONSTRUCTION JOINT TO PRECAST	AR	01.02.2022
---	---------------------------------------	----	------------

QUALITY ASSURANCE (FK IS A CERTIFIED COMPANY TO ISO 9001:2015)

THIS PROJECT IS SUBJECT TO THE FK QUALITY ASSURANCE SYSTEM

- SCHEMATIC DESIGN REVIEW FOR THIS PROJECT IS COMPLETE. DATE OF REVIEW: 01.10.2020
- DESIGN DEVELOPMENT REVIEW FOR THIS PROJECT IS COMPLETE. DATE OF REVIEW: 01.10.2021
- TENDER DOCUMENTATION REVIEW FOR THIS PROJECT IS COMPLETE. DATE OF REVIEW: 11.11.2021
- CONSTRUCTION DOCUMENTATION REVIEW FOR THIS DRAWING IS COMPLETE. DATE OF REVIEW: 18.01.2022

IF THIS DRAWING IS STAMPED UNCONTROLLED COPY THEN IT IS TO BE CONSIDERED A DRAFT. SUBJECT TO REVISION WITHOUT NOTICE

NOTES

THIS DRAWING IS COPYRIGHT AND SHALL REMAIN THE PROPERTY OF FENDER KATSALIDIS (AUST) PTY LTD. CHECK AND VERIFY ALL DIMENSIONS ON SITE PRIOR TO COMMENCING WORK. DRAWING TO BE READ IN CONJUNCTION WITH ALL OTHER CONTRACT DOCUMENTS. DO NOT SCALE DRAWINGS. USE FIGURED DIMENSIONS ONLY. SEEK CLARIFICATION OF INCONSISTENCIES / CONFLICTS.

DRAWN	DATE	CHECKED	PLOT DATE	JOB NO.	SCALE
AR	01.02.2022	PM	01.02.2022	19125	1:50@A1

PROJECT
 MERITON SUITES CANBERRA
 40 ALLARA ST
 CANBERRA ACT 2061

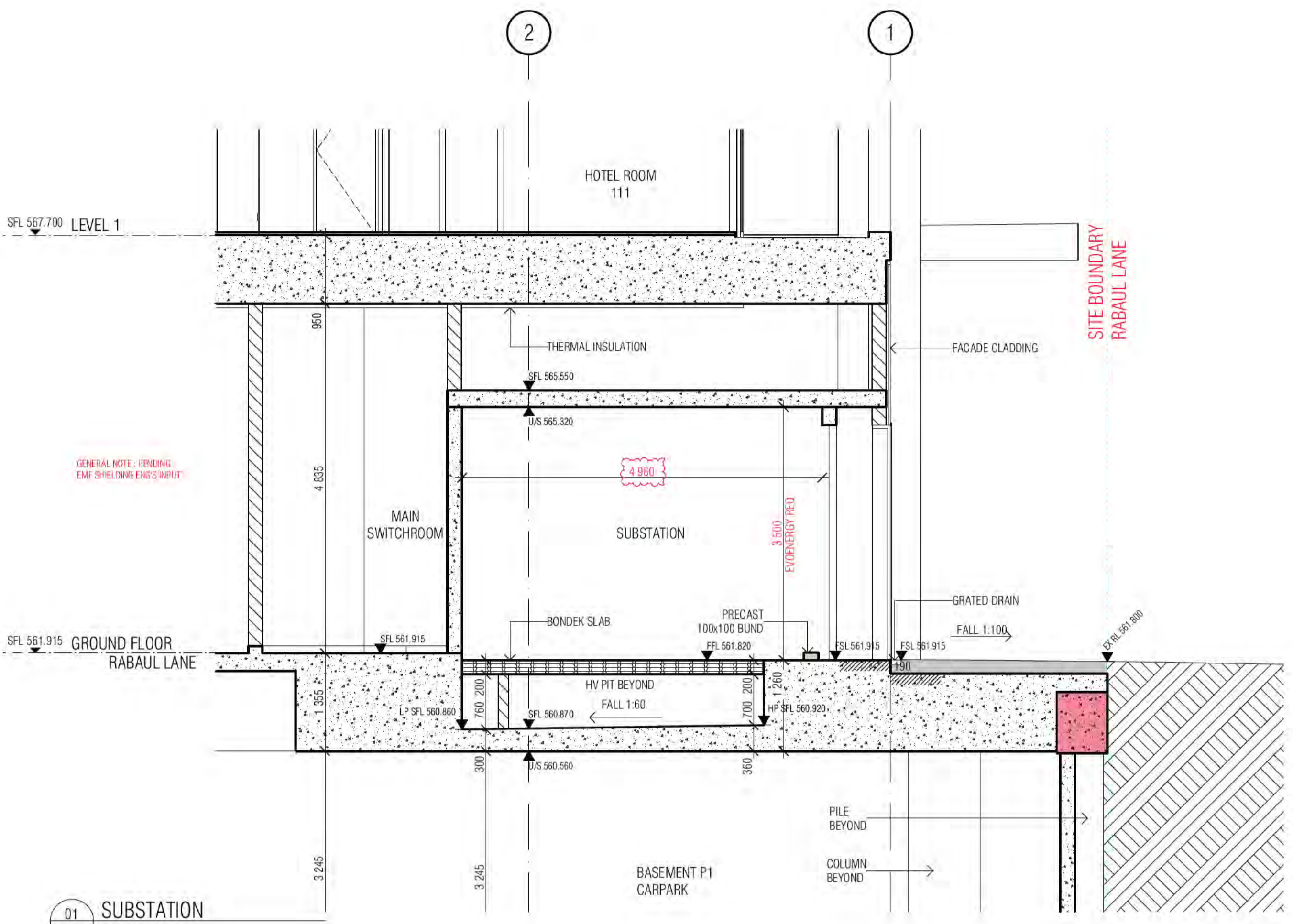
DRAWING TITLE
 SUBSTATION PLANS AND ELEVATIONS SHEET 01

FENDER KATSALIDIS
 WWW.FKAUSTRALIA.COM
 L21, 259 GEORGE STREET, SYDNEY
 NEW SOUTH WALES 2000 AUSTRALIA
 TELEPHONE: +61 2 8216 3500
 FENDER KATSALIDIS (AUST) PTY LTD ACN 092 943 032

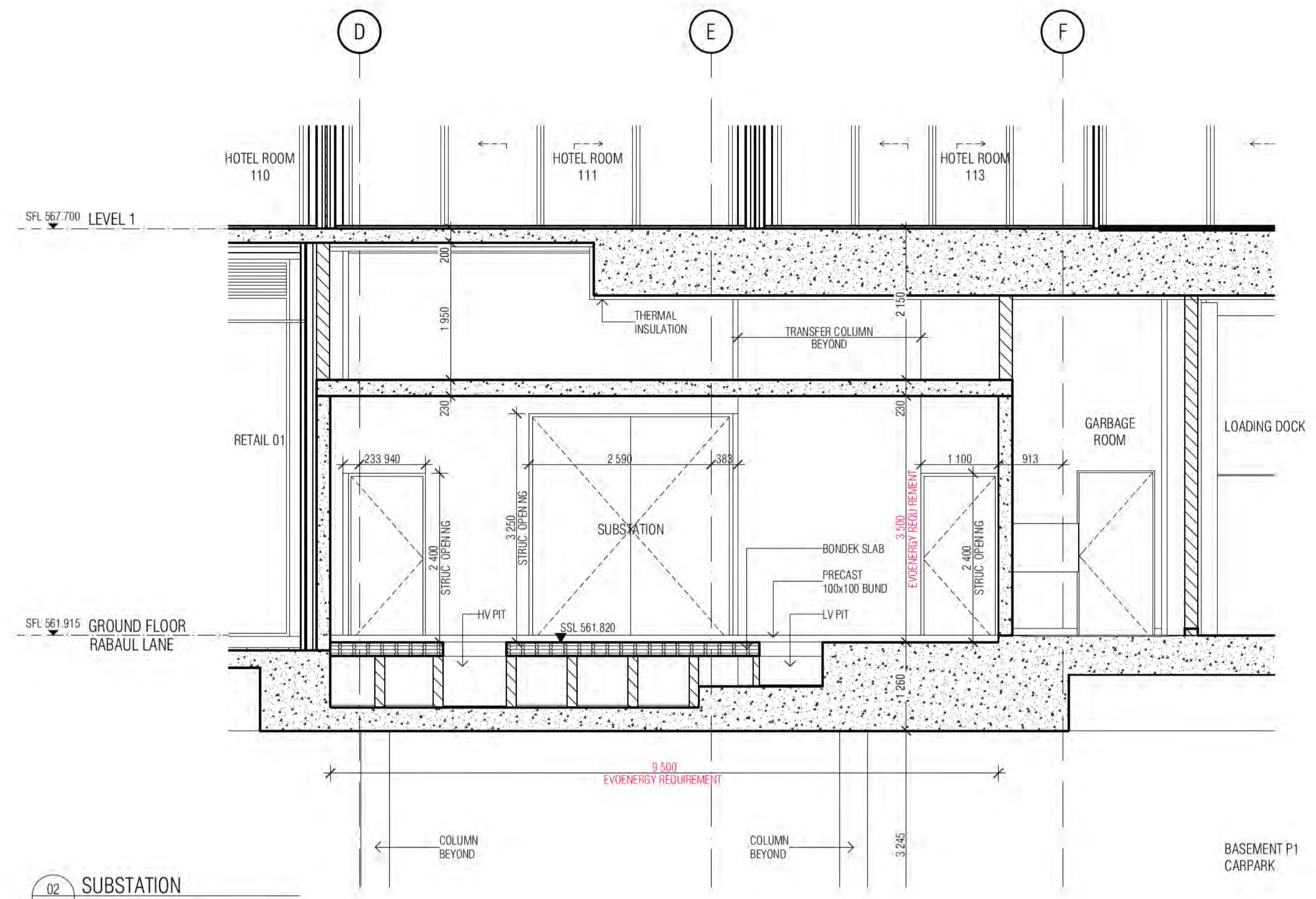
ISSUE PURPOSE
 FOR CONSTRUCTION

REV. DRAWING NO.
 B A7050

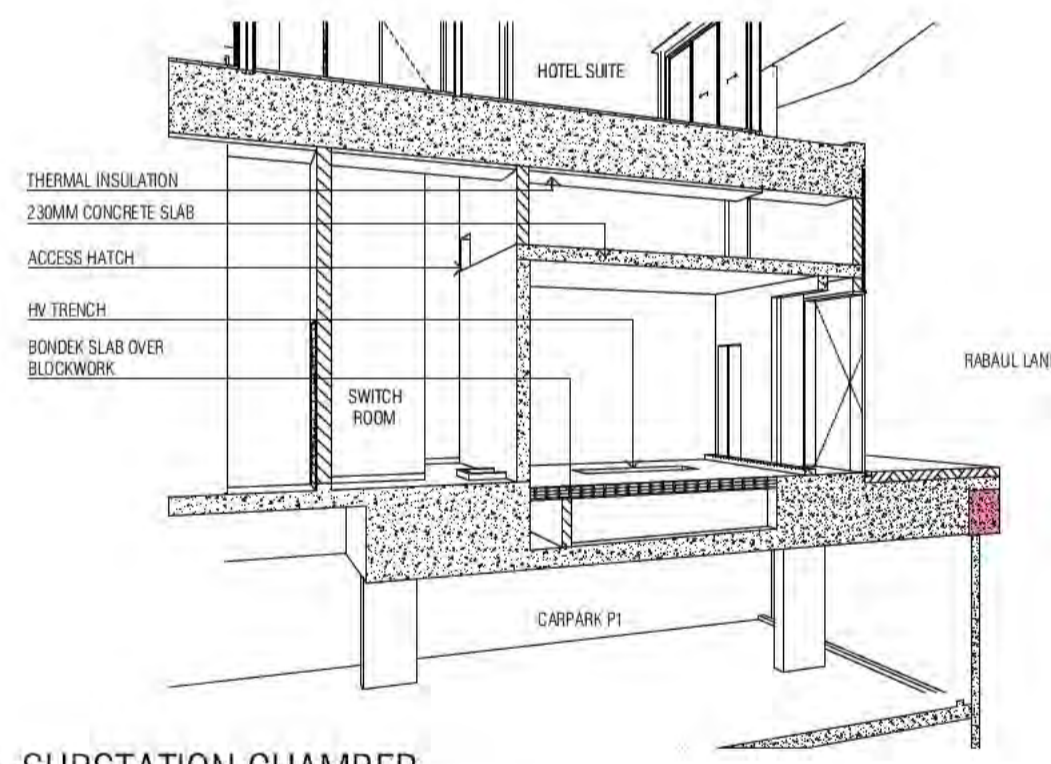




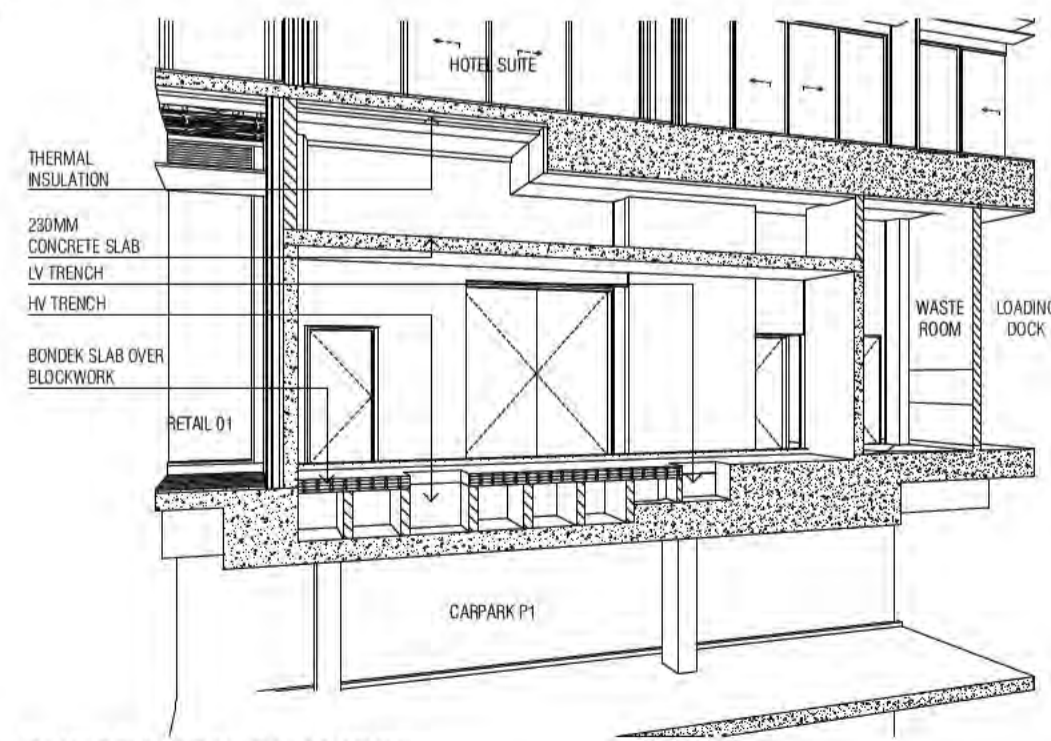
01 SUBSTATION



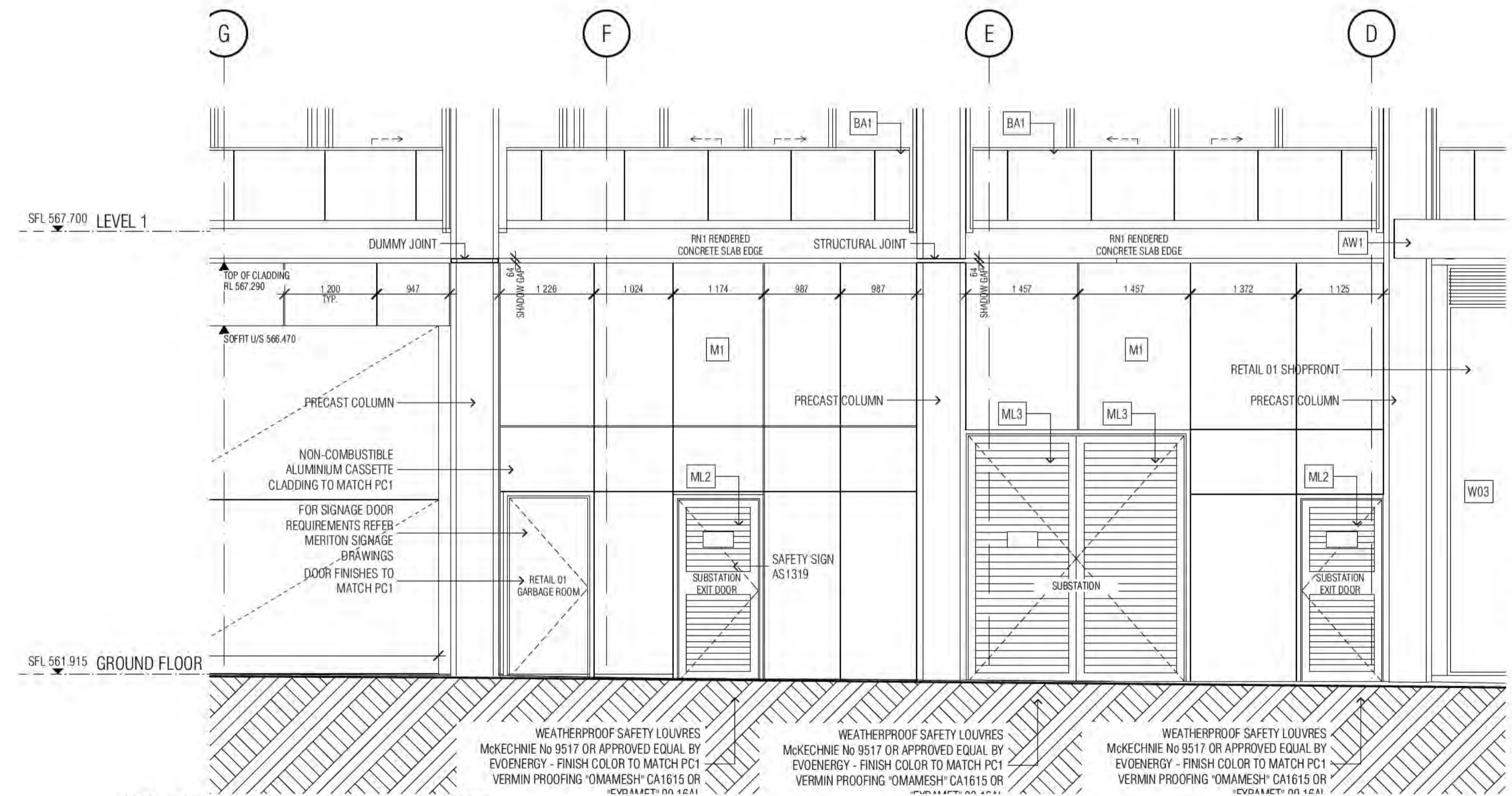
02 SUBSTATION



03 SUBSTATION CHAMBER



04 SUBSTATION CHAMBER



05 FACADE ELEVATION ON RABAUL LANE

BCA certifiers
Date Issued: 14 August 2023
BUILDING APPROVAL is amended under S.32 of the Building Act 2004. BCA Certifiers Australia Pty Ltd
original conditions of approval dated 01 June 2022

Sch 2.2(a)(ii)

LEGEND

AW1	AWNING	TYPE 1
BA1	GLASS BALUSTRADE	TYPE 1
ML2	MECHANICAL LOUVRES	TYPE 2
ML3	MECHANICAL LOUVRES	TYPE 3

REFER DRAWING AS060 FOR FULL EXTENT OF LEGEND

BIMcloud: FKSYDBMCL00D23 BIMcloud Basic for ARCHICAD 23/19125 40 Allara St Canberra/19125 General

REVISION	REVISION	DATE	DATE
01	COORDINATION UPDATE	AR	19.02.2021
02	TENDER ISSUE	AR	05.03.2021
03	FOR INFORMATION	AR	24.03.2021
04	NEW SUBSTATION DESIGN	AR	23.07.2021
05	SOFFIT THERMAL INSULATION	AR	12.08.2021
A	GENERAL COORDINATION	AR	03.09.2021
>	ISSUE FOR CONSTRUCTION	AR	03.12.2021
>	AMENDED CONSTRUCTION JOINT TO PRECAST	AR	01.02.2022

QUALITY ASSURANCE (FK IS A CERTIFIED COMPANY TO ISO 9001:2015)

THIS PROJECT IS SUBJECT TO THE FK QUALITY ASSURANCE SYSTEM

■	SCHEMATIC DESIGN REVIEW FOR THIS PROJECT IS COMPLETE.	DATE OF REVIEW: 01.10.2020
■	DESIGN DEVELOPMENT REVIEW FOR THIS PROJECT IS COMPLETE.	DATE OF REVIEW: 01.10.2021
■	TENDER DOCUMENTATION REVIEW FOR THIS PROJECT IS COMPLETE.	DATE OF REVIEW: 11.11.2021
■	CONSTRUCTION DOCUMENTATION REVIEW FOR THIS DRAWING IS COMPLETE.	DATE OF REVIEW: 18.01.2022

IF THIS DRAWING IS STAMPED UNCONTROLLED COPY THEN IT IS TO BE CONSIDERED A DRAFT. SUBJECT TO REVISION WITHOUT NOTICE

NOTES

THIS DRAWING IS COPYRIGHT AND SHALL REMAIN THE PROPERTY OF FENDER KATSALIDIS (AUST) PTY LTD. CHECK AND VERIFY ALL DIMENSIONS ON SITE PRIOR TO COMMENCING WORK. DRAWING TO BE READ IN CONJUNCTION WITH ALL OTHER CONTRACT DOCUMENTS. DO NOT SCALE DRAWINGS. USE FIGURED DIMENSIONS ONLY. SEEK CLARIFICATION OF INCONSISTENCIES / CONFLICTS.



PROJECT
MERITON SUITES CANBERRA
40 ALLARA ST
CANBERRA ACT 2061

FENDER KATSALIDIS
WWW.FKAUSTRALIA.COM
L21, 259 GEORGE STREET, SYDNEY
NEW SOUTH WALES 2000 AUSTRALIA
TELEPHONE: +61 2 8216 3500
FENDER KATSALIDIS (AUST) PTY LTD ACN 092 943 032

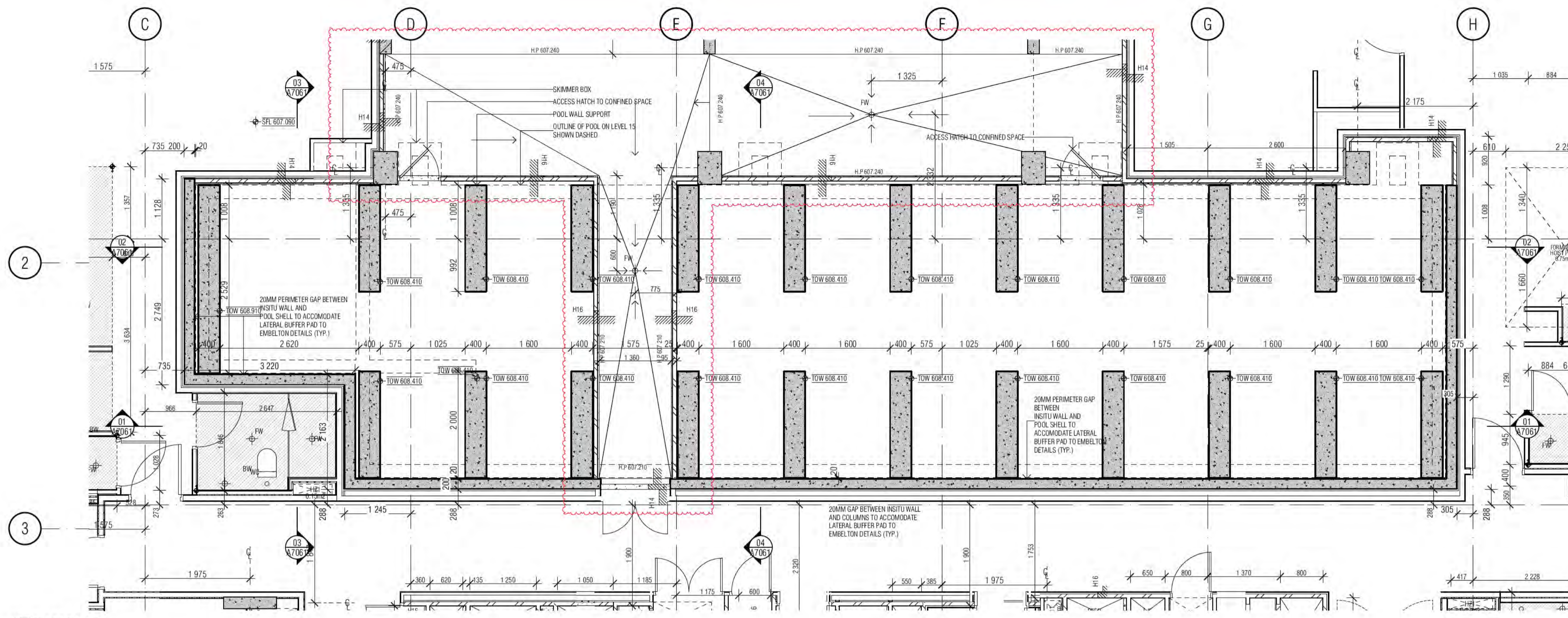


DRAWN	DATE	CHECKED	PLOT DATE	JOB NO.	SCALE
AR	01.02.2022	PM	01.02.2022	19125	1:50@A1

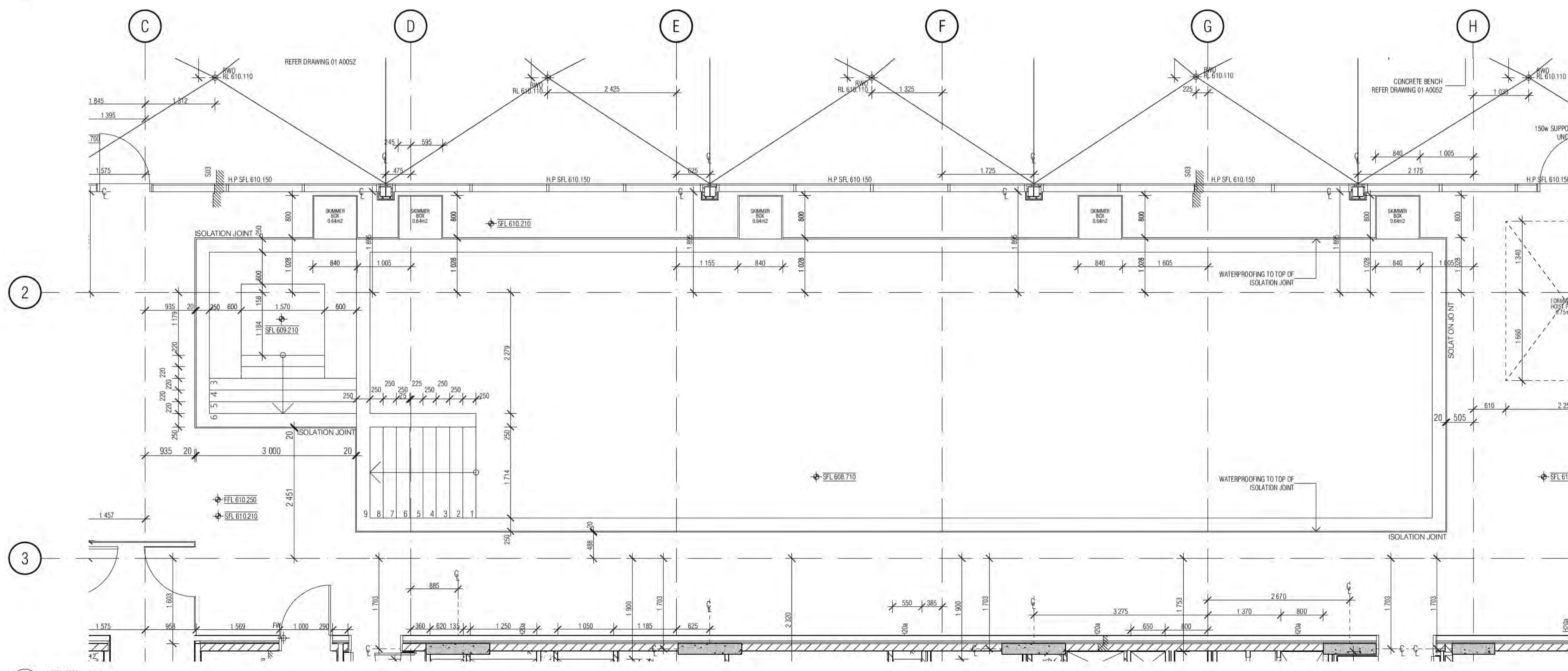
DRAWING TITLE
SUBSTATION PLANS AND ELEVATIONS SHEET 02

ISSUE PURPOSE
FOR CONSTRUCTION

REV. DRAWING NO.
B A7051



01 LEVEL 14



02 LEVEL 15

CONCRETE PROFILE LEGEND

WALL HATCHES	INSITU CONCRETE	PRECAST CONCRETE	CONCRETE BUND	LOW PRECAST	STEP IN TOP OF SLAB	DOUBLE STEP IN TOP OF SLAB	PLINTH/UPSTAND	EDGE PLINTH/UPSTAND/BUND	DENOTES FORMWORK ZONE FOR OFF FORM CONCRETE SOFFIT BELOW	SECONDARY CONCRETE SLAB	MASS CONCRETE BUILD-UP	CAPPING BEAM									
SFL 561.915	FINISHED FLOOR LEVEL	BEL	DETAILED EXCAVATION LEVEL	TOCB	TOP OF CAPPING BEAM	PL	PAVING LEVEL	SPL	STRUCTURAL PAVING LEVEL	CJ	CONSTRUCTION JOINT	PJ	PANEL JOINT	IJ	ISOLATION JOINT	SJ	SAWN JOINT	TMJ	TEMPORARY MOVEMENT FACIA	FPJ	FORMWORK PANEL JOINT (CLASS 2 CONC)

- NOTE:**
- ALL COLUMNS TO BE LOCATED ON CENTRELINE OF GRID UNLESS OTHERWISE NOTED. INDICATIVE PROFILE OF SLAB ONLY. REFER TO ENGINEERS DRAWINGS AND DETAILS FOR FULL EXTENT OF STRUCTURE.
 - TYPICAL BEAM OR COLUMN UNDER SHOWN AS DASHED LINE, UNLESS NOTED OTHERWISE.
 - BALCONIES POURED TO FALLS.
 - BUND WIDTH TO BE 130MM UNLESS NOTED OTHERWISE.
 - ALL SERVICE PENETRATIONS BELOW 100MM DIAMETER HAVE NOT BEEN DOCUMENTED, AS AGREED WITH MERITON SERVICES CONSULTANTS AND MERITON STRUCTURAL ENGINEERS.
 - VENT RISERS AND MISCELLANEOUS PIPEWORK NOT INDICATED. REFER SERVICES FOR FULL EXTENT OF RISERS. REFER SPECIFICATION FOR TYPES AND HYDRAULIC DWGS.
 - FOR ALL PRECAST PANEL, MARKING, DOWEL & HOB PLANS REFER TO EVOLUTION PRECAST DRAWINGS.

SERVICES:
THE FOLLOWING PENETRATIONS ARE INDICATED TO ASSIST WITH THE SETOUT OF HYDRAULICS / PIPEWORK ELEMENTS WHICH HAVE CRITICAL ARCHITECTURAL SETOUTS. ALL HYDRAULICS ELEMENTS ARE NOT NECESSARILY INDICATED, IT IS THE CONTRACTORS RESPONSIBILITY TO ENSURE ALL PENETRATIONS ARE PROVIDED TO DELIVER THE DESIGN INTENT. HYDRAULICS CONTRACTOR TO PROVIDE DIMENSIONED SHOP DRAWINGS BASED ON THESE SETOUTS.
PERIMETER HOBBS TO ALL PENETRATION. REFER TO HOBBS LEGEND FOR APPLICABLE CONDITION.
NOTE - ALL TUNDRISH LOCATION TO BE COORDINATED FROM HYDRAULIC ENGINEER'S DRAWINGS.

SERVICES RISERS

MP	Mech Penetration/Zone	ST / PRESS	STAIR PRESSURE	NOTE:	VENT RISERS AND MISCELLANEOUS SERVICE
S/F	Hydr. Penetration/Zone	S/F	SECURITY/FIRE		
ELECT	ELECT PENETRATION/ZONE	O	STACK RISERS		PIPEWORK NOT INDICATED.
SS	SOIL STACK	NG	NAT. GAS		REFER SERVICES FOR FULL EXTENT OF RISERS
SW	STORMWATER SUMP	TW	TRADE WASTE		
RC	REFUSE CHUTE/WASTE	SW	STORMWATER		

HZ1	HYDR. RISER ZONE 235x850	HZ9	HYDR. RISER ZONE 250x550
HZ2	HYDR. RISER ZONE 350x700	HZ10	HYDR. RISER ZONE 200x650
HZ3	HYDR. RISER ZONE 250x650	HZ11	HYDR. RISER ZONE 300x200
HZ4	HYDR. RISER ZONE 700x850	HZ12	HYDR. RISER ZONE
HZ5	HYDR. RISER ZONE 180x520	HZ13	HYDR. RISER ZONE
HZ6	HYDR. RISER ZONE 620x250	HZ14	HYDR. RISER ZONE
HZ7	HYDR. RISER ZONE 620x200	HZ15	HYDR. RISER ZONE
HZ8	HYDR. RISER ZONE 200x700		

SPT	SPOUT	FW	FLOOR WASTE	ID	INSPI	LOCATION AS PFR HYD
OF	BALCONY OVERFLOW TYPE 1, 2, 3...	SW	KITCHEN SINK WASTE	PD	PODI	ENG
OPB	OVERFLOW BELOW	TOW	TUNDRISH WASTE	DP1/D	DP1/D	original conditions of approval dated 01 June 2022
FR	FIRE HOSE REEL	BW	BASIN / TROUGH WASTE	SD	SD	DOUB
FR	FIRE HYDRANT	WC	TOILET PAN WASTE	SD	SD	CAST IN SLAB
FR	FIRE RISER	BTW	BATH TUB WASTE	PO	PO	PL PAVING LIGHT
FR	CHANGE IN ANGLE	RWO	RAIN WATER OUTLET	PO	PO	TOW
		PO	PLANTER BOX OUTLET			TOP OF WALL

BCA certifiers
Date Issued: 14 August 2023
BUILDING APPROVAL is amended under S.32 of the Building Act 2004. BCA Certifiers Australia Pty Ltd
Sch 2.2(a)(ii)

REVISION

NO	DESCRIPTION	DATE
01	GENERAL UPDATE	17.02.2021
A	ISSUE FOR CONSTRUCTION	25.01.2022
B	AMENDED STRUCTURE - POOL AREA	22.02.2022
C	REVISED STEPS TO SPA - COORDINATION WITH EMBELTON	22.03.2022
D	POOL TILING	29.03.2022
E	COORDINATION WITH POOL CONSULTANT - FALL TO FWS IN PLANTROOM	28.09.2022

QUALITY ASSURANCE (FK IS A CERTIFIED COMPANY TO ISO 9001:2015)

THIS PROJECT IS SUBJECT TO THE FK QUALITY ASSURANCE SYSTEM

SCHEMATIC DESIGN REVIEW FOR THIS PROJECT IS COMPLETE.	DATE OF REVIEW: 01.10.2020
DESIGN DEVELOPMENT REVIEW FOR THIS PROJECT IS COMPLETE.	DATE OF REVIEW: 01.10.2021
TENDER DOCUMENTATION REVIEW FOR THIS PROJECT IS COMPLETE.	DATE OF REVIEW: 11.11.2021
CONSTRUCTION DOCUMENTATION REVIEW FOR THIS PROJECT IS COMPLETE.	DATE OF REVIEW: 18.01.2022

IF THIS DRAWING IS STAMPED UNCONTROLLED COPY THEN IT IS TO BE CONSIDERED A DRAFT. SUBJECT TO REVISION WITHOUT NOTICE.

NOTES

THIS DRAWING IS COPYRIGHT AND SHALL REMAIN THE PROPERTY OF FENDER KATSALIDIS (AUST) PTY LTD
CHECK AND VERIFY ALL DIMENSIONS ON SITE PRIOR TO COMMENCING WORK. DRAWING TO BE READ IN CONJUNCTION WITH ALL OTHER CONTRACT DOCUMENTS. DO NOT SCALE DRAWINGS. USE FIGURED DIMENSIONS ONLY. SEEK CLARIFICATION OF INCONSISTENCIES / CONFLICTS.

DRAWN	DATE	CHECKED	PLOT DATE	JOB NO.	SCALE
AR	28.09.2022	PM	28.09.2022	19125	1:50@A1

PROJECT
MERITON SUITES CANBERRA
40 ALLARA ST
CANBERRA ACT 2061

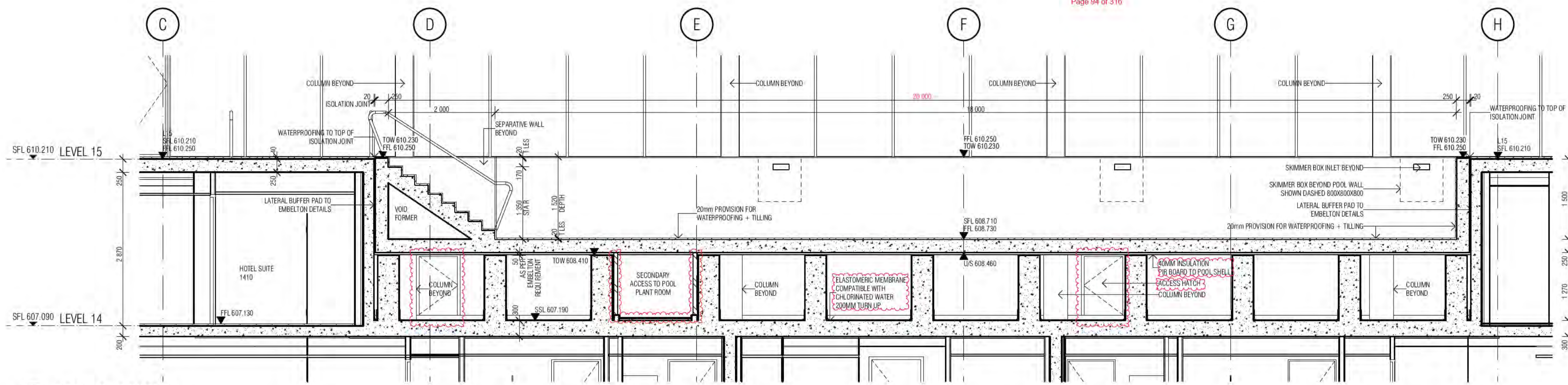
DRAWING TITLE
SWIMMING POOL DETAILS SHEET 01

FENDER KATSALIDIS
WWW.FKAUSTRALIA.COM
L21, 259 GEORGE STREET, SYDNEY
NEW SOUTH WALES 2000 AUSTRALIA
TELEPHONE: +61 2 8216 9500
FENDER KATSALIDIS (AUST) PTY LTD ACN 092 943 032

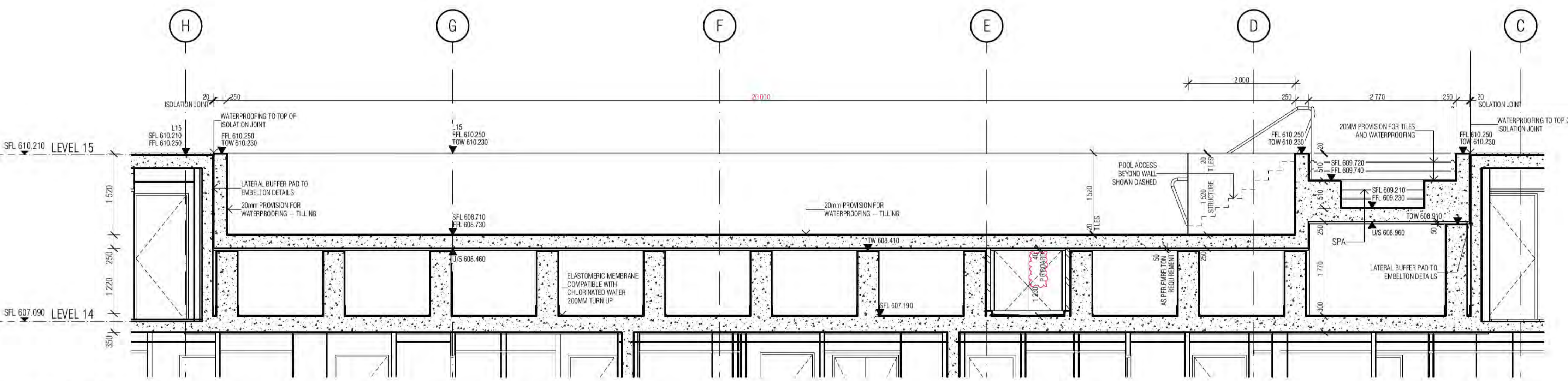
ISSUE PURPOSE
FOR CONSTRUCTION

REV. E
DRAWING NO. A7060

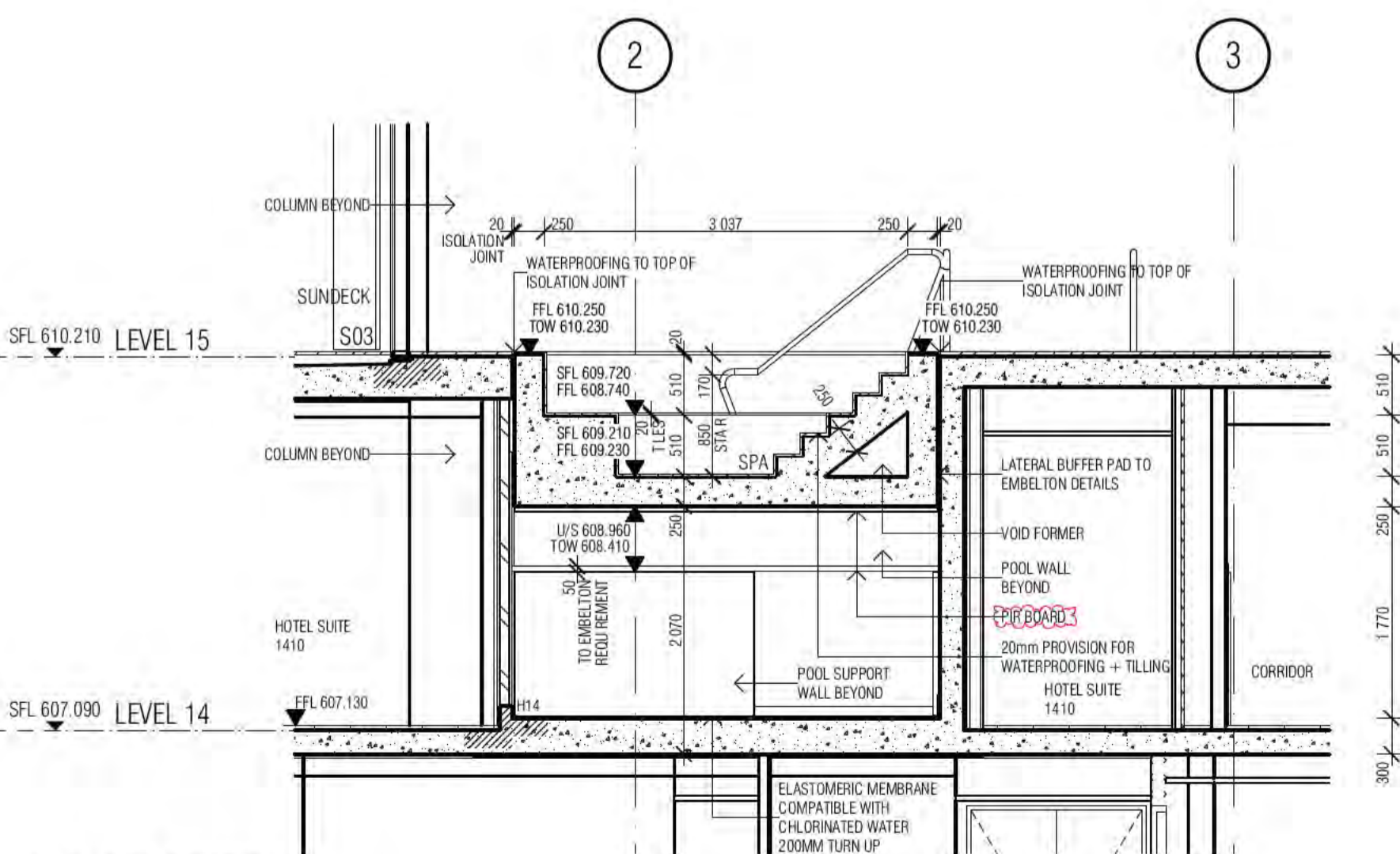




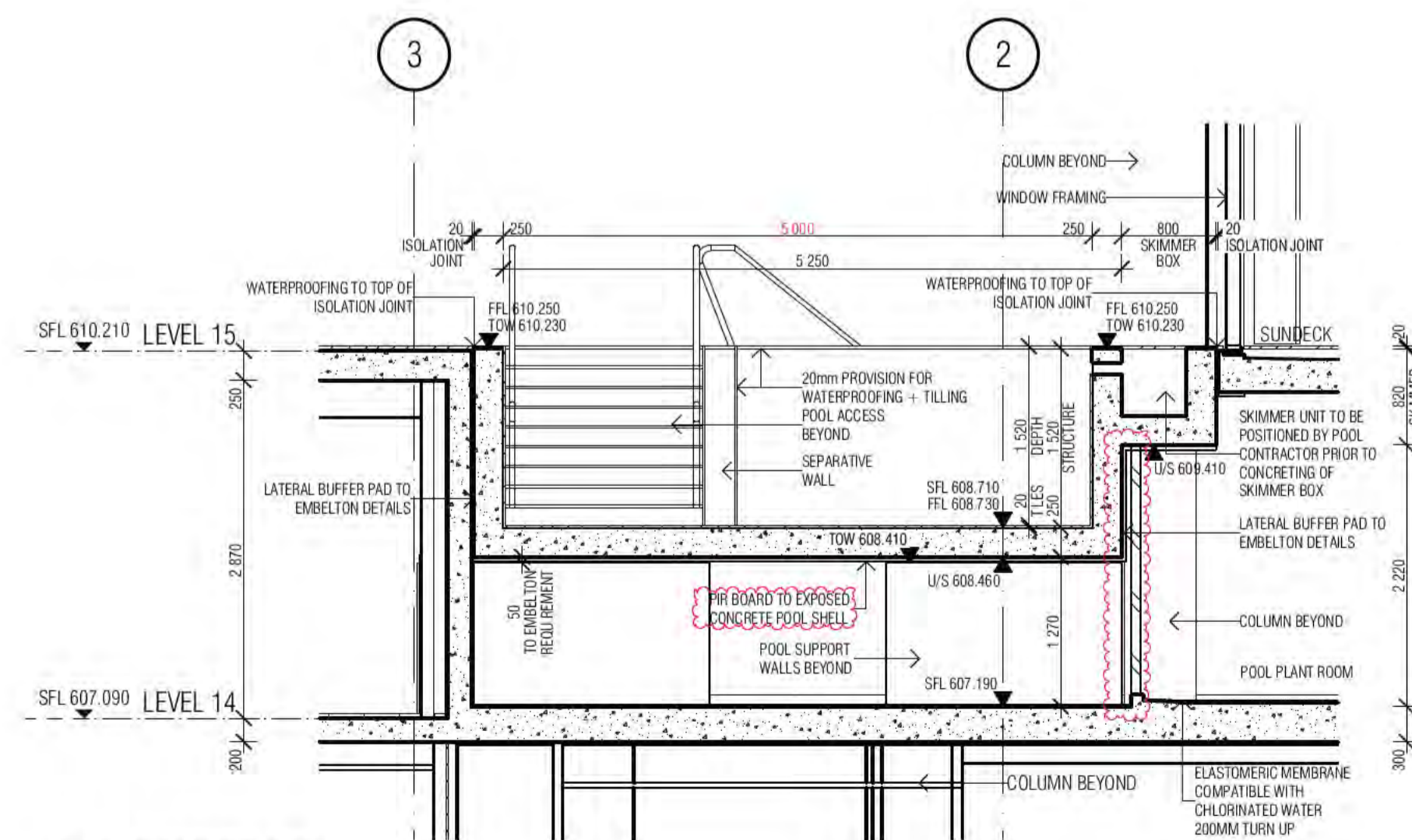
01 POOL LONG SECTION



03 POOL LONG SECTION



02 SPA SECTION



04 SKIMMER BOX

BCA certifiers
Date Issued: 14 August 2023
BUILDING APPROVAL is amended under S.32 of the Building Act 2004. BCA Certifiers Australia Pty Ltd
Sch 2.2(a)(ii)
original conditions of approval dated 01 June 2022

BIMcloud: FRM/CLOUD BIMcloud/19125 40 Allara St Canberra/00 MODEL/00 BIM MODEL/19125 General

REVISION	DESCRIPTION	DATE	BY
01	GENERAL UPDATE	17.02.2021	AR
A	ISSUE FOR CONSTRUCTION	25.01.2022	PM
B	AMENDED STRUCTURE POOL AREA	22.02.2022	AR
C	REVISED STEPS TO SPA COORDINATION WITH EMBELTON	22.03.2022	AR
D	POOL TILING	29.03.2022	AR
E	WATERPROOFING COORDINATION	14.04.2022	AR
F	COORDINATION WITH POOL CONSULTANT FALL TO FWS IN PLANTROOM	28.09.2022	AR

QUALITY ASSURANCE (FK IS A CERTIFIED COMPANY TO ISO 9001:2015)
THIS PROJECT IS SUBJECT TO THE FK QUALITY ASSURANCE SYSTEM
 SCHEMATIC DESIGN REVIEW FOR THIS PROJECT IS COMPLETE. DATE OF REVIEW: 01.10.2020
 DESIGN DEVELOPMENT REVIEW FOR THIS PROJECT IS COMPLETE. DATE OF REVIEW: 01.10.2021
 TENDER DOCUMENTATION REVIEW FOR THIS PROJECT IS COMPLETE. DATE OF REVIEW: 11.11.2021
 CONSTRUCTION DOCUMENTATION REVIEW FOR THIS DRAWING IS COMPLETE. DATE OF REVIEW: 18.01.2022
 IF THIS DRAWING IS STAMPED UNCONTROLLED COPY THEN IT IS TO BE CONSIDERED A DRAFT. SUBJECT TO REVISION WITHOUT NOTICE

NOTES
THIS DRAWING IS COPYRIGHT AND SHALL REMAIN THE PROPERTY OF FENDER KATSALIDIS (AUST) PTY LTD
CHECK AND VERIFY ALL DIMENSIONS ON SITE PRIOR TO COMMENCING WORK. DRAWING TO BE READ IN CONJUNCTION WITH ALL OTHER CONTRACT DOCUMENTS. DO NOT SCALE DRAWINGS. USE FIGURED DIMENSIONS ONLY. SEEK CLARIFICATION OF INCONSISTENCIES / CONFLICTS.

DRAWN	DATE	CHECKED	PLOT DATE	JOB NO.	SCALE
AR	28.09.2022	PM	28.09.2022	19125	1:50@A1



PROJECT
MERITON SUITES CANBERRA
40 ALLARA ST
CANBERRA ACT 2061

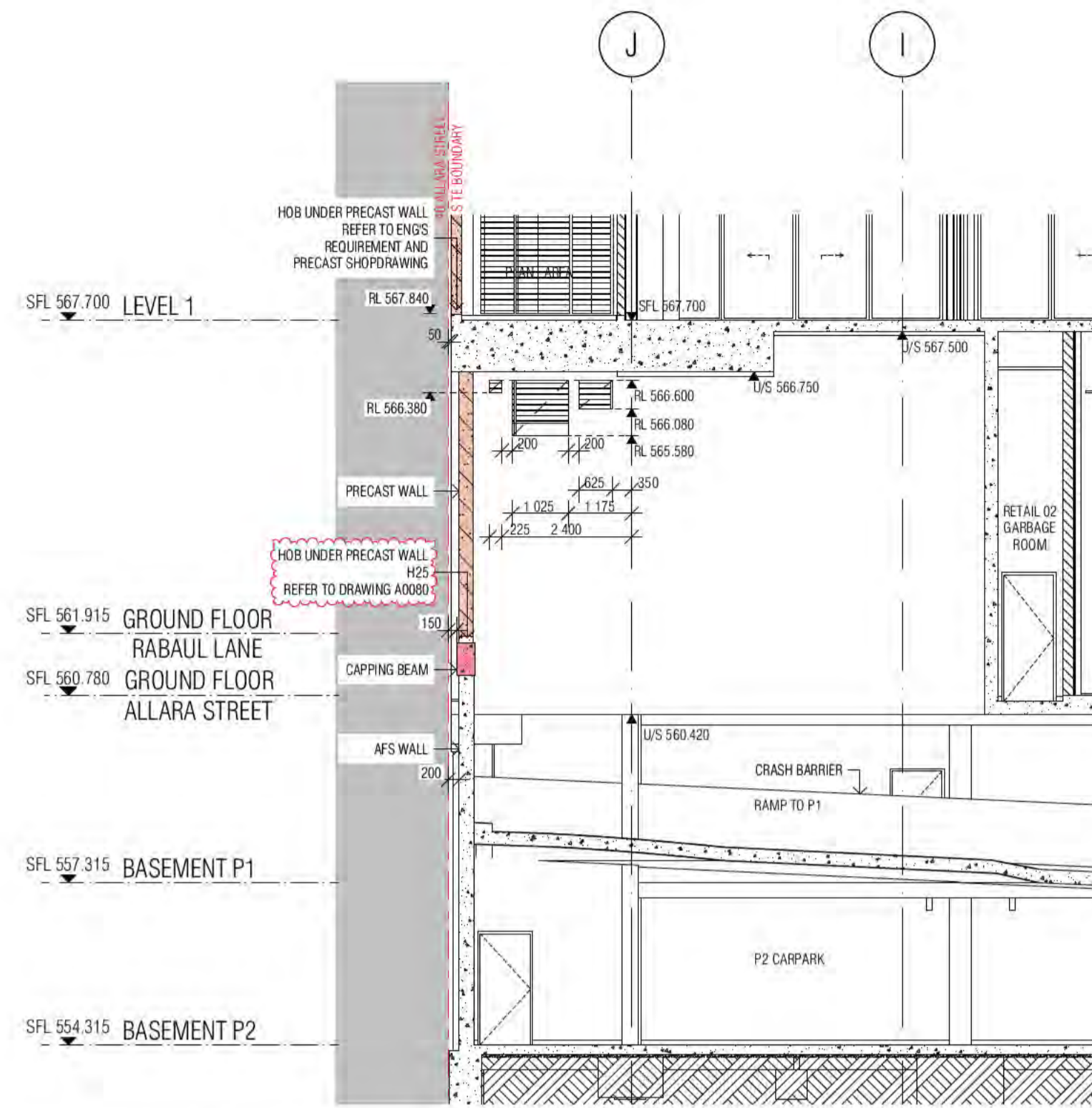
DRAWING TITLE
SWIMMING POOL DETAILS SHEET 02

FENDER KATSALIDIS
WWW.FKAUSTRALIA.COM
L21, 259 GEORGE STREET, SYDNEY
NEW SOUTH WALES 2000 AUSTRALIA
TELEPHONE: +61 2 8216 3500
FENDER KATSALIDIS (AUST) PTY LTD ACN 092 943 032

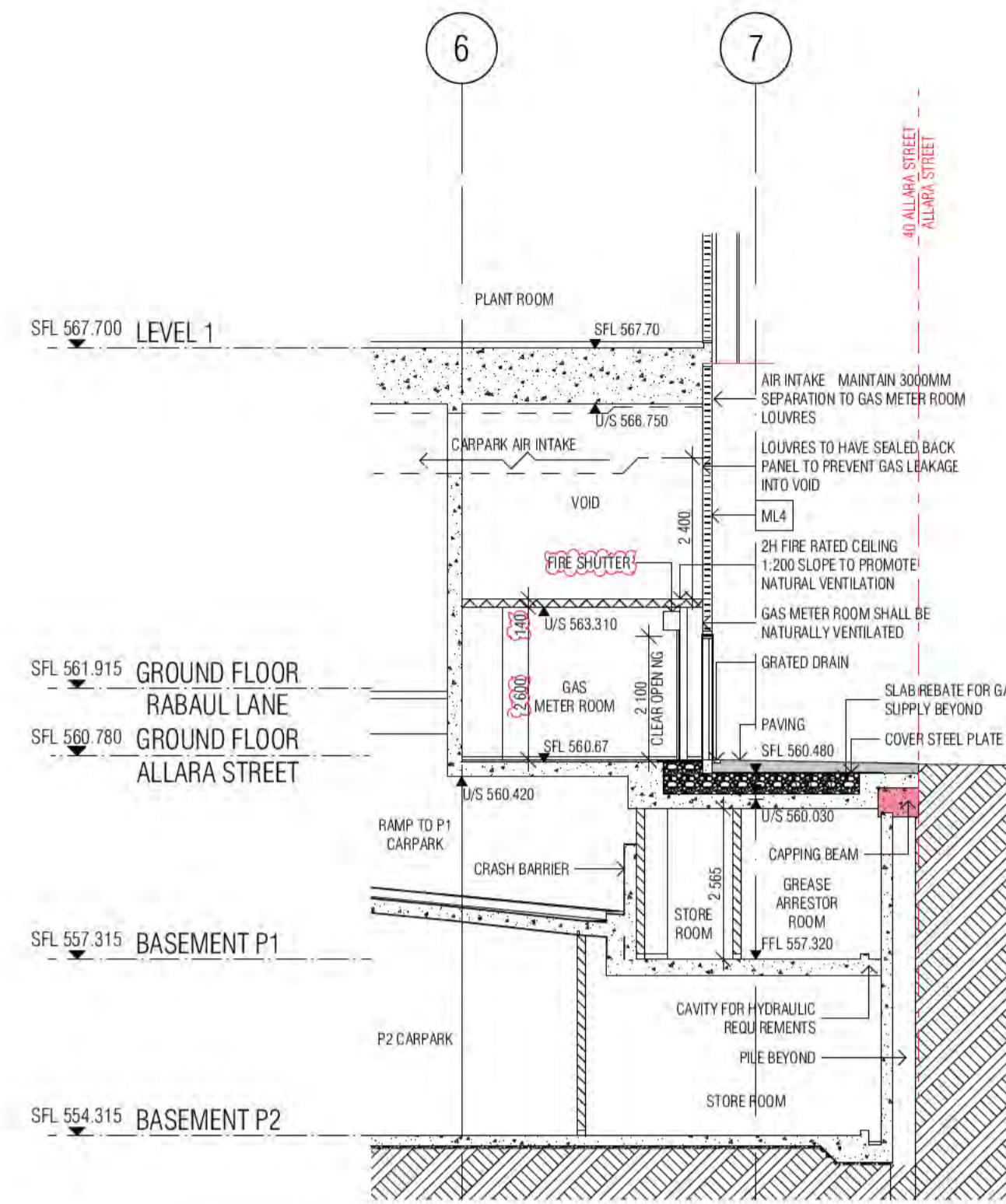
ISSUE PURPOSE
FOR CONSTRUCTION



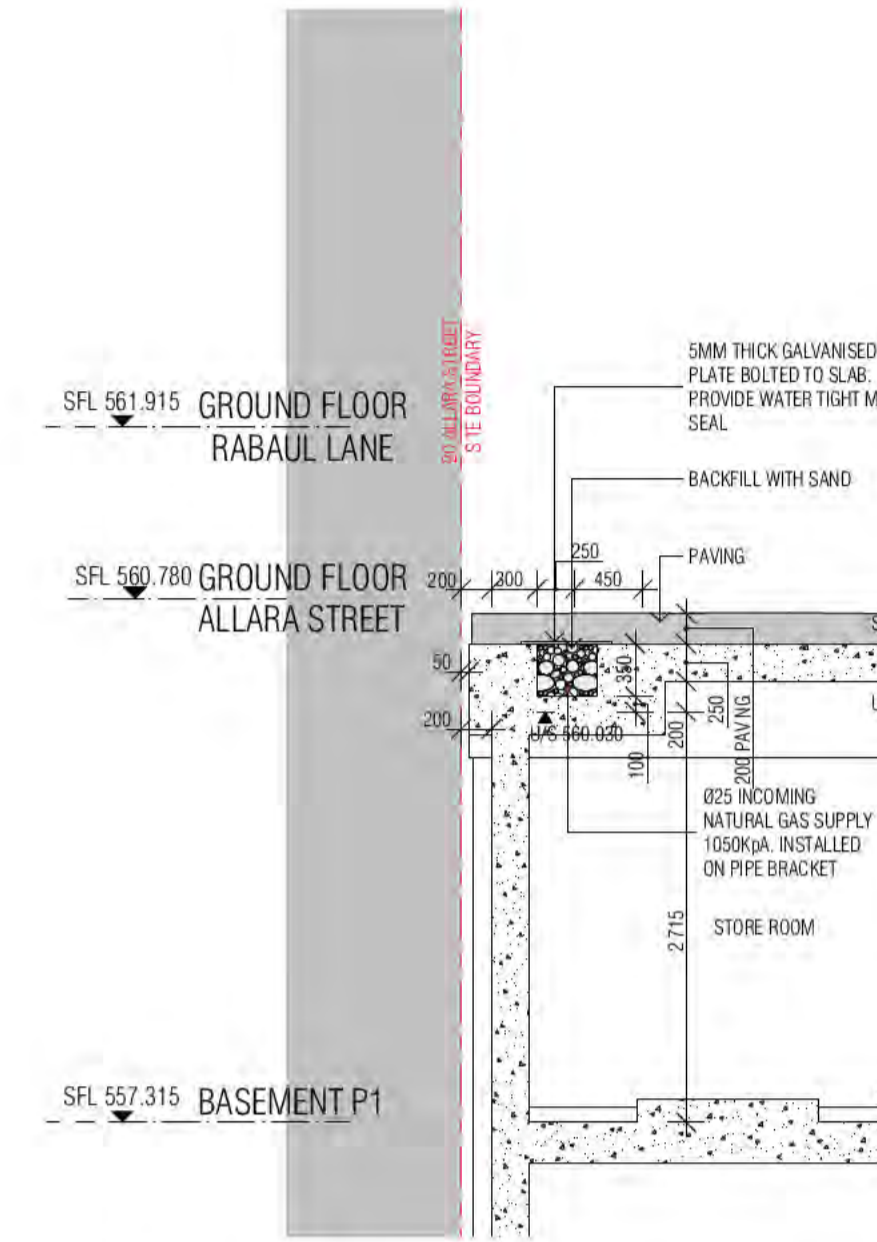
REV. F
DRAWING NO. A7061



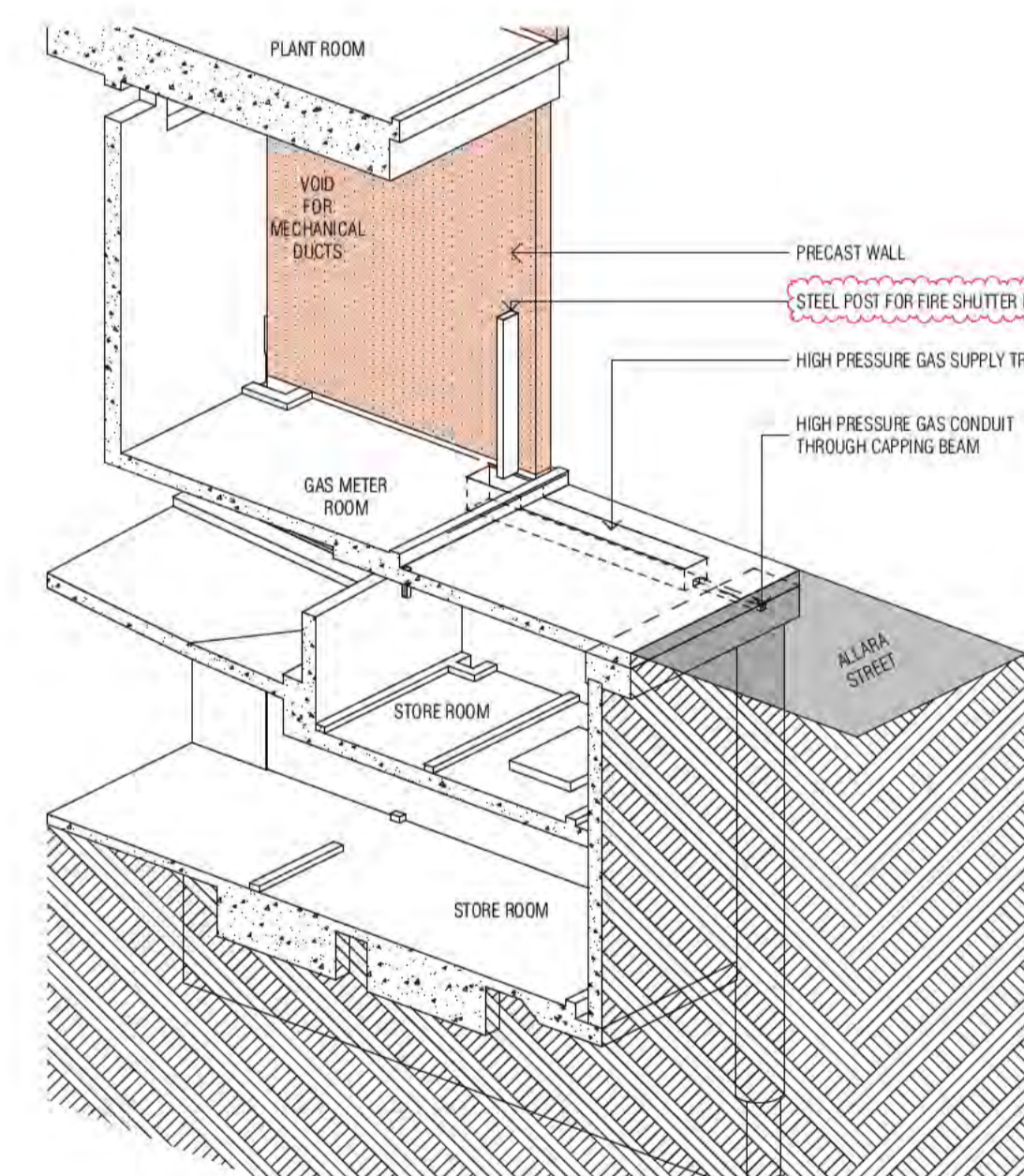
01 TRANSFER WALL - MECHANICAL WALL OPENINGS



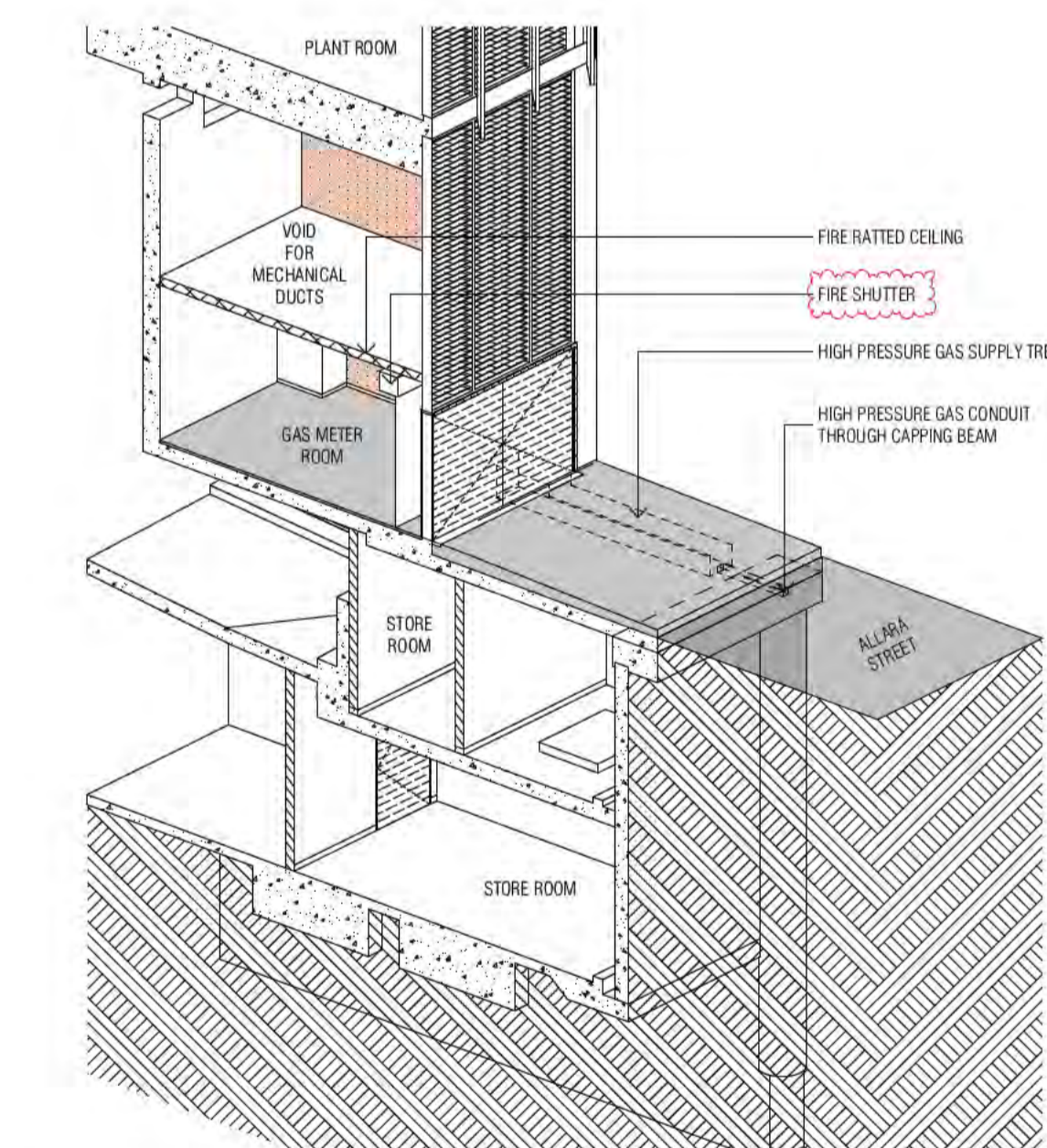
02 GAS METER ROOM



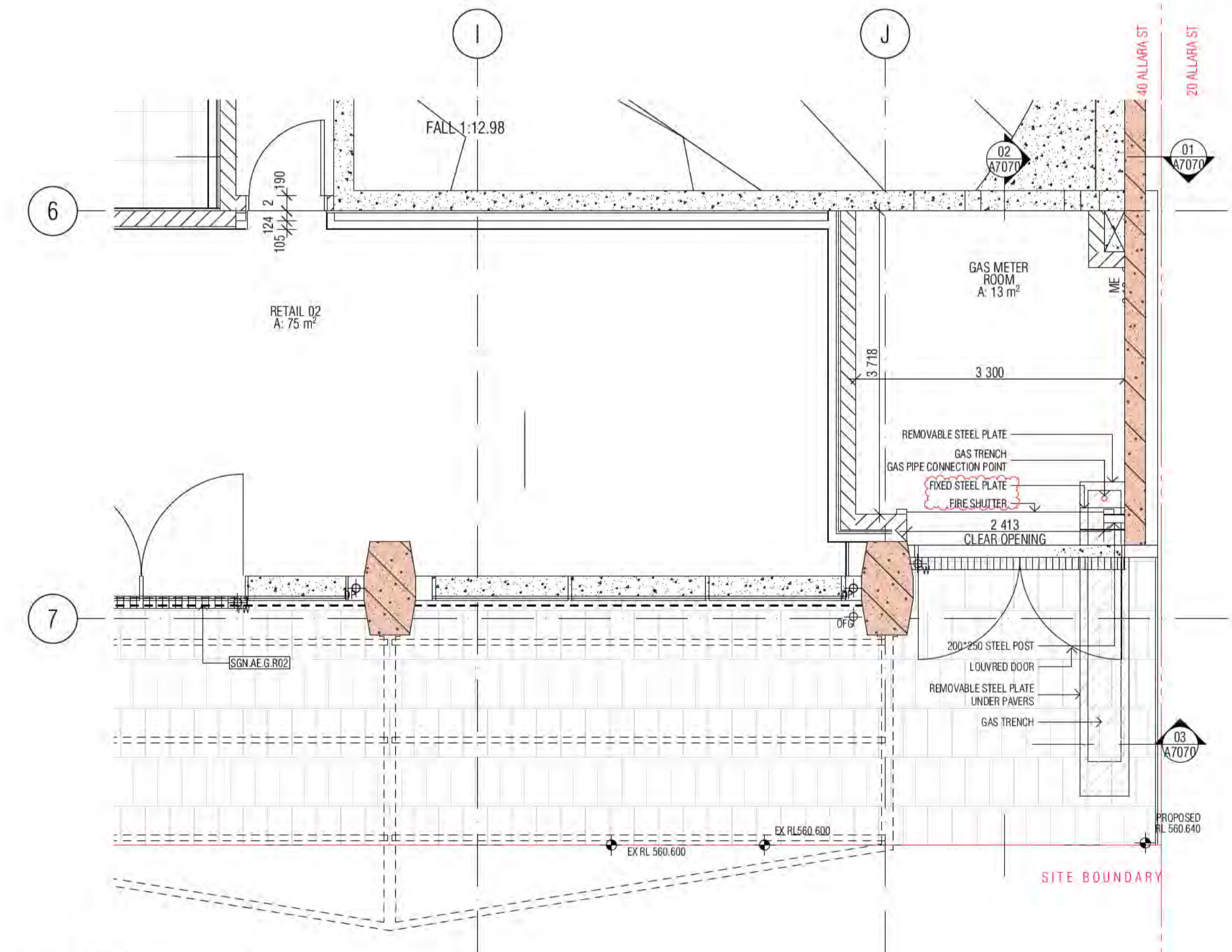
03 HIGH PRESSURE GAS SUPPLY TRENCH
SCALE 1:50@A1



04 GAS METER ROOM AXONOMETRY - STRUCTURE



04 GAS METER ROOM AXONOMETRY



05 GAS METER ROOM

BCA certifiers
48th-58th Flr 715 716
Date Issued:
14 August 2023
BUILDING APPROVAL
is amended under
S.32 of the
Building Act 2004.
BCA Certifiers
Australia Pty Ltd
Sch 2.2(a)(ii)
original conditions of
approval dated
01 June 2022

BIMcloud: FRIMCLOUD BIMcloud/19125 40 Allara St Canberra/00 MODEL/00 CD/BIM MODEL/19125 General

REVISION		REVISION	
	FOR COORDINATION	AR	29.10.2021
01	GENERAL COORDINATION	AR	15.11.2021
A	ISSUE FOR CONSTRUCTION	AR	19.11.2021
B	AMENDED TRENCH STRUCTURAL DETAIL	AR	03.12.2021
C	HOB H2S	AR	04.02.2022
> D	ADDITIONAL STEEL POST	AR	08.07.2022

QUALITY ASSURANCE (FK IS A CERTIFIED COMPANY TO ISO 9001:2015)

THIS PROJECT IS SUBJECT TO THE FK QUALITY ASSURANCE SYSTEM

■ SCHEMATIC DESIGN REVIEW FOR THIS PROJECT IS COMPLETE.	DATE OF REVIEW: 01.10.2020
■ DESIGN DEVELOPMENT REVIEW FOR THIS PROJECT IS COMPLETE.	DATE OF REVIEW: 01.10.2021
■ TENDER DOCUMENTATION REVIEW FOR THIS PROJECT IS COMPLETE.	DATE OF REVIEW: 11.11.2021
■ CONSTRUCTION DOCUMENTATION REVIEW FOR THIS PROJECT IS COMPLETE.	DATE OF REVIEW: 18.01.2022

IF THIS DRAWING IS STAMPED UNCONTROLLED COPY THEN IT IS TO BE CONSIDERED A DRAFT. SUBJECT TO REVISION WITHOUT NOTICE

NOTES

THIS DRAWING IS COPYRIGHT AND SHALL REMAIN THE PROPERTY OF FENDER KATSALIDIS (AUST) PTY LTD. CHECK AND VERIFY ALL DIMENSIONS ON SITE PRIOR TO COMMENCING WORK. DRAWING TO BE READ IN CONJUNCTION WITH ALL OTHER CONTRACT DOCUMENTS. DO NOT SCALE DRAWINGS. USE FIGURED DIMENSIONS ONLY. SEEK CLARIFICATION OF INCONSISTENCIES / CONFLICTS.

DRAWN	DATE	CHECKED	PLOT DATE	JOB NO.	SCALE
AR	08.07.2022	PM	08.07.2022	19125	1:50@A1

PROJECT

MERITON SUITES CANBERRA
40 ALLARA ST
CANBERRA ACT 2061

DRAWING TITLE

GAS METER ROOM DETAILS SHEET 01

FENDER KATSALIDIS
WWW.FKAUSTRALIA.COM
L21, 259 GEORGE STREET, SYDNEY
NEW SOUTH WALES 2000 AUSTRALIA
TELEPHONE: +61 2 8216 3500
FENDER KATSALIDIS (AUST) PTY LTD ACN 092 943 032

ISSUE PURPOSE

FOR CONSTRUCTION

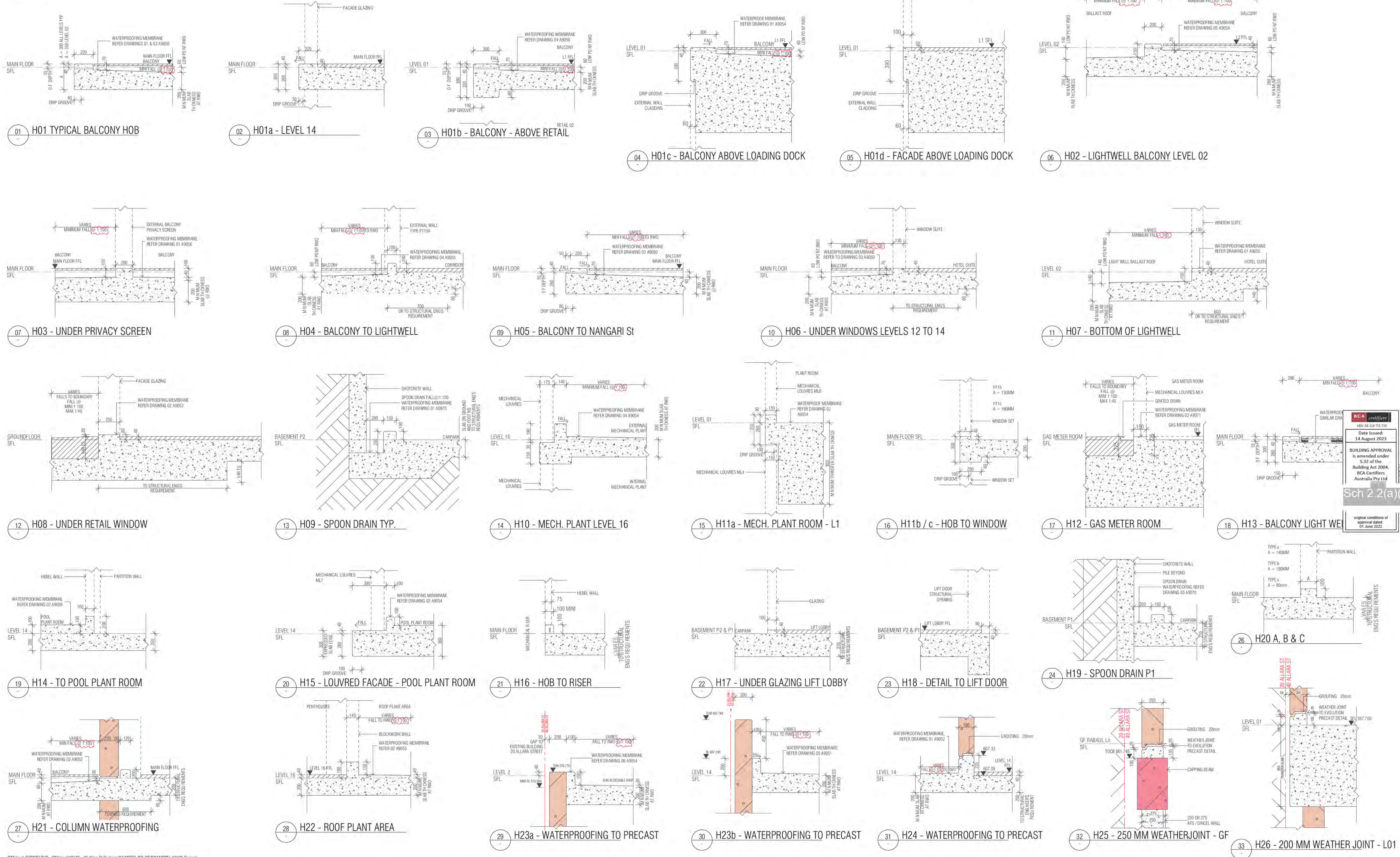
REV.

D

DRAWING NO.

A7070

HOBS



BIMcloud: FRBIMCLOUD BIMcloud\19125 40 Allara St Canberra\00 MODEL\00 CD\BIM MODEL\19125 General

REVISION	DESCRIPTION	DATE	BY
C	GENERAL UPDATE	03.12.2021	AR
D	REVISED S01 SETDOWN	27.01.2022	AR
E	REVISED HOBS H05 & H13 + DFS	02.02.2022	AR
F	HOB H25	04.02.2022	AR
G	HOB TO PRECAST WALL LEVEL 01	08.02.2022	AR
H	GENERAL COORDINATION	22.02.2022	AR
I	COORDINATION WITH WINDOW SUBCONTRACTOR	30.03.2022	AR
J	FOR WATERPROOFING COORDINATION	08.04.2022	AR

REVISION	DESCRIPTION	DATE	BY
K	WATERPROOFING COORDINATION	14.04.2022	AR
L	FOR CONSTRUCTION CERTIFICATE FITOUT P2 TO L10	04.05.2022	AR
M	AMENDED HOB H23B WATERPROOFING TERMINATION	09.05.2022	AR
N	COORDINATION WITH MERITON LANDSCAPE ARCH.	16.05.2022	AR
O	H03 & H16 UPDATE	23.05.2022	AR
P	WATERPROOFING NOTES MOVED TO A900 SERIES DRAWINGS	06.07.2022	AR
Q	ISSUE FOR CC STRUCTURE & FITOUT L11 TO L17	08.07.2022	AR
R	AMENDED MIN FALL @1:100	20.07.2022	AR

DATE	CHECKED	PLOT DATE	JOB NO.	SCALE	DRAWING TITLE
20.07.2022	PM	20.07.2022	19125	1:20@A1	CONCRETE HOB TYPE LEGEND

PROJECT	DRAWING TITLE	ISSUE PURPOSE	REV.	DRAWING NO.
MERITON SUITES CANBERRA 40 ALLARA ST CANBERRA ACT 2061	CONCRETE HOB TYPE LEGEND	FOR CONSTRUCTION	R	A0080

FENDER KATSALIDIS
 WWW.FKAUSTRALIA.COM
 L21, 269 GEORGE STREET, SYDNEY
 NEW SOUTH WALES 2000 AUSTRALIA
 TELEPHONE: +61 2 8216 3500
 FENDER KATSALIDIS (AUST) PTY LTD ACN 092 943 032

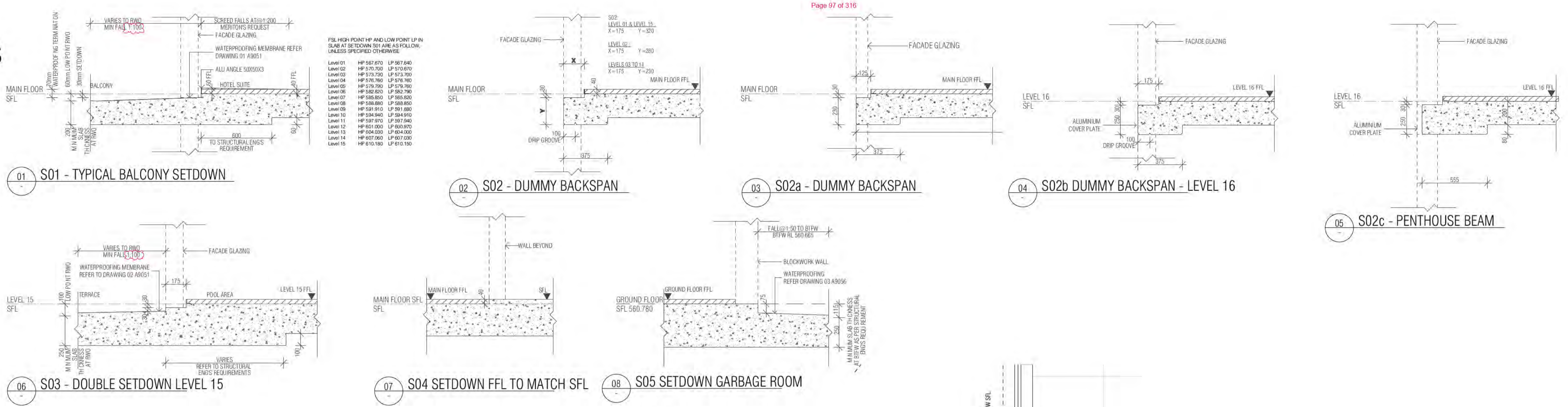


NOTES
 THIS DRAWING IS COPYRIGHT AND SHALL REMAIN THE PROPERTY OF FENDER KATSALIDIS (AUST) PTY LTD
 CHECK AND VERIFY ALL DIMENSIONS ON SITE PRIOR TO COMMENCING WORK. DRAWING TO BE READ
 IN CONJUNCTION WITH ALL OTHER CONTRACT DOCUMENTS. DO NOT SCALE DRAWINGS. USE FIGURED
 DIMENSIONS ONLY. SEEK CLARIFICATION OF INCONSISTENCIES / CONFLICTS.

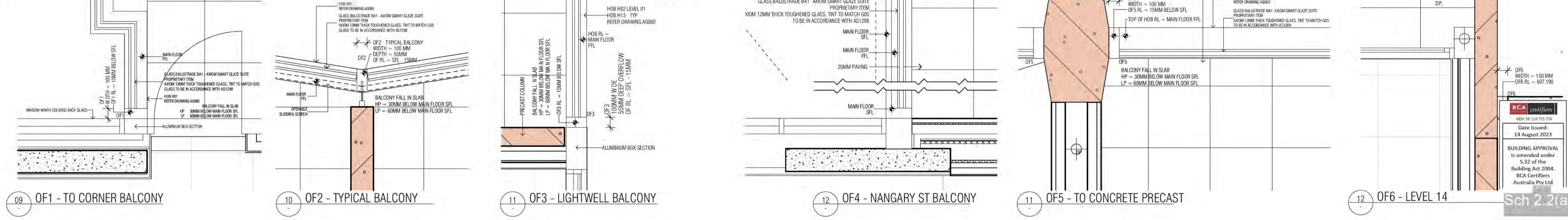
QUALITY ASSURANCE	DATE OF REVIEW
SCHEMATIC DESIGN REVIEW FOR THIS PROJECT IS COMPLETE.	01.10.2020
DESIGN DEVELOPMENT REVIEW FOR THIS PROJECT IS COMPLETE.	01.10.2021
TENDER DOCUMENTATION REVIEW FOR THIS PROJECT IS COMPLETE.	11.11.2021
CONSTRUCTION DOCUMENTATION REVIEW FOR THIS DRAWING IS COMPLETE.	18.01.22

BCA certifiers
 430-54 118 715 714
 Date Issued:
 14 August 2023
 BUILDING APPROVAL
 is amended under
 S.32 of the
 Building Act 2004.
 BCA Certifiers
 Australia Pty Ltd

SETDOWNS



OVERFLOW



SPANDRELS

REFER DRAWING A0052

REVISION TENDER ISSUE FOR INFORMATION ISSUE FOR CONSTRUCTION GENERAL UPDATE REVISED S01 SETDOWN REVISED H05 & H13 + OF5 GENERAL COORDINATION COORDINATION WITH WINDOW SUBCONTRACTOR		REVISION AR 0 AR 15.06.2021 AR 07.10.2021 AR 19.11.2021 AR 27.01.2022 AR 02.02.2022 AR 22.02.2022 AR 30.03.2022		REVISION G FOR WATERPROOFING COORDINATION H WATERPROOFING COORDINATION I FOR CONSTRUCTION CERTIFICATE FITOUT F2 TO L10 J COORDINATION WITH MERITON LANDSCAPE ARCH. K CHANGE TO STEEL COLUMNS ROOF STRUCTURE COORDINATION L WATERPROOFING NOTES MOVED TO A300 SERIES DRAWINGS M ISSUE FOR CC STRUCTURE & FITOUT L11 TO L17 N AMENDED MAIN FALL @1:100		REVISION AR 08.04.2022 AR 14.04.2022 AR 04.05.2022 AR 16.05.2022 AR 03.06.2022 AR 06.07.2022 AR 08.07.2022 AR 20.07.2022		QUALITY ASSURANCE (FK IS A CERTIFIED COMPANY TO ISO 9001:2015) THIS PROJECT IS SUBJECT TO THE FK QUALITY ASSURANCE SYSTEM SCHEMATIC DESIGN REVIEW FOR THIS PROJECT IS COMPLETE. DATE OF REVIEW: 01.10.2020 DESIGN DEVELOPMENT REVIEW FOR THIS PROJECT IS COMPLETE. DATE OF REVIEW: 01.10.2021 TENDER DOCUMENTATION REVIEW FOR THIS PROJECT IS COMPLETE. DATE OF REVIEW: 11.11.2021 CONSTRUCTION DOCUMENTATION REVIEW FOR THIS PROJECT IS COMPLETE. DATE OF REVIEW: 18.01.22 IF THIS DRAWING IS STAMPED UNCONTROLLED COPY THEN IT IS TO BE CONSIDERED A DRAFT. SUBJECT TO REVISION WITHOUT NOTICE		NOTES THIS DRAWING IS COPYRIGHT AND SHALL REMAIN THE PROPERTY OF FENDER KATSALIDIS (AUST) PTY LTD CHECK AND VERIFY ALL DIMENSIONS ON SITE PRIOR TO COMMENCING WORK. DRAWING TO BE READ IN CONJUNCTION WITH ALL OTHER CONTRACT DOCUMENTS. DO NOT SCALE DRAWINGS. USE FIGURED DIMENSIONS ONLY. SEEK CLARIFICATION OF INCONSISTENCIES / CONFLICTS.		PROJECT MERITON SUITES CANBERRA 40 ALLARA ST CANBERRA ACT 2061		FENDER KATSALIDIS WWW.FKAUSTRALIA.COM L21, 259 GEORGE STREET, SYDNEY NEW SOUTH WALES 2000 AUSTRALIA TELEPHONE: +61 2 8216 3500 FENDER KATSALIDIS (AUST) PTY LTD ACN 092 943 032				ISSUE PURPOSE FOR CONSTRUCTION		REV. DRAWING NO. N A0081	
--	--	--	--	---	--	---	--	---	--	--	--	--	--	---	--	--	--	--	--	------------------------------------	--

BIMcloud: FRBIMCLOUD BIMcloud19125 40 Allara St Canberra\00 MODEL\00 CD\BIM MODEL\19125 General

BCA certifiers
 Date Issued: 14 August 2023
 BUILDING APPROVAL is amended under S.32 of the Building Act 2004. BCA Certifiers Australia Pty Ltd
 Sch 2.2(a)(ii)
 original conditions of approval dated 01 June 2022



MERITON SUITES CANBERRA
40 ALLARA ST
CANBERRA 2061

PROJECT NO: 19125

CONSTRUCTION DOCUMENTATION

DRAWING INDEX

A100	P	COVER SHEET CONCRETE PROFILE PACKAGE	FOR CONSTRUCTION
A1097	E	SUBFLOOR CONCRETE PROFILE PLAN	FOR CONSTRUCTION
A1098	L	BASEMENT P2 CONCRETE PROFILE PLAN	FOR CONSTRUCTION
A1099	M	BASEMENT P1 CONCRETE PROFILE PLAN	FOR CONSTRUCTION
A1100	R	GROUND LEVEL CONCRETE PROFILE PLAN	FOR CONSTRUCTION
A1101	M	LEVEL 01 CONCRETE PROFILE PLAN	FOR CONSTRUCTION
A1102	I	LEVEL 02 CONCRETE PROFILE PLAN	FOR CONSTRUCTION
A1103	H	LEVEL 03 CONCRETE PROFILE PLAN	FOR CONSTRUCTION
A1104	H	LEVEL 04 CONCRETE PROFILE PLAN	FOR CONSTRUCTION
A1105	H	LEVEL 05 CONCRETE PROFILE PLAN	FOR CONSTRUCTION
A1106	I	LEVEL 06 CONCRETE PROFILE PLAN	FOR CONSTRUCTION
A1107	H	LEVEL 07 CONCRETE PROFILE PLAN	FOR CONSTRUCTION
A1108	H	LEVEL 08 CONCRETE PROFILE PLAN	FOR CONSTRUCTION
A1109	G	LEVEL 09 CONCRETE PROFILE PLAN	FOR CONSTRUCTION
A1110	H	LEVEL 10 CONCRETE PROFILE PLAN	FOR CONSTRUCTION
A1111	F	LEVEL 11 CONCRETE PROFILE PLAN	FOR CC STRUCTURE & FITOUT L11 TO L17
A1112	I	LEVEL 12 CONCRETE PROFILE PLAN	FOR CONSTRUCTION
A1113	G	LEVEL 13 CONCRETE PROFILE PLAN	FOR CC STRUCTURE & FITOUT L11 TO L17
A1114	L	LEVEL 14 CONCRETE PROFILE PLAN	FOR CONSTRUCTION
A1115	P	LEVEL 15 CONCRETE PROFILE PLAN	FOR CONSTRUCTION
A1116	L	LEVEL 16 CONCRETE PROFILE PLAN	FOR CONSTRUCTION
A1117	J	ROOF LEVEL CONCRETE PROFILE PLAN	FOR CONSTRUCTION

BCA certifiers
Date Issued:
14 August 2023
BUILDING APPROVAL
is amended under
S.32 of the
Building Act 2004.
BCA Certifiers
Australia Pty Ltd
Sch 2.2(a)(ii)
original conditions of
approval dated
01 June 2022

BIMcloud: FRM/CLOUD BIMcloud/19125 40 Allara St Canberra/00 MODEL/00 CD/BIM MODEL/19125 General

REVISION	REVISION	REVISION	REVISION
A ISSUE FOR CONSTRUCTION	AR 27.01.2022	I DIMINSHING STAIR SETOUT	AR 07.06.2022
B PRECAST SPIN UP AMENDED BACKSPANS	AR 03.02.2022	J SUITE 16 REVISED DOWN PIPE LOCATION	PM 08.06.2022
C AMENDED STRUCTURE POOL AREA	PM 22.02.2022	K GENERAL UPDATE	PM 10.06.2022
D GENERAL UPDATE	PM 16.03.2022	L GENERAL UPDATE	AR 08.07.2022
E COORDINATION WITH WINDOW SUBCONTRACTOR	AR 30.03.2022	M GENERAL UPDATE	PM 17.08.2022
F FOR WATERPROOFING COORDINATION	AR 08.04.2022	N COORDINATION WITH SKYS	AR 11.11.2022
G GENERAL UPDATE	PM 10.05.2022	O ADDITIONAL MECH. PENETRATION ROOF SLAB	AR 21.11.2022
H CHANGE TO STEEL COLUMNS ROOF STRUCTURE COORDINATION	AR 03.06.2022	> P GENERAL UPDATE	PM 19.01.2023

QUALITY ASSURANCE (FK IS A CERTIFIED COMPANY TO ISO 9001 2015)
THIS PROJECT IS SUBJECT TO THE FK QUALITY ASSURANCE SYSTEM
 SCHEMATIC DESIGN REVIEW FOR THIS PROJECT IS COMPLETE. DATE OF REVIEW: 01.10.2020
 DESIGN DEVELOPMENT REVIEW FOR THIS PROJECT IS COMPLETE. DATE OF REVIEW: 01.10.2021
 TENDER DOCUMENTATION REVIEW FOR THIS PROJECT IS COMPLETE. DATE OF REVIEW: 11.11.2021
 CONSTRUCTION DOCUMENTATION REVIEW FOR THIS DRAWING IS COMPLETE. DATE OF REVIEW: 18.01.2022
 IF THIS DRAWING IS STAMPED UNCONTROLLED COPY THEN IT IS TO BE CONSIDERED A DRAFT. SUBJECT TO REVISION WITHOUT NOTICE

NOTES
THIS DRAWING IS COPYRIGHT AND SHALL REMAIN THE PROPERTY OF FENDER KATSALIDIS (AUST) PTY LTD
CHECK AND VERIFY ALL DIMENSIONS ON SITE PRIOR TO COMMENCING WORK. DRAWING TO BE READ
IN CONJUNCTION WITH ALL OTHER CONTRACT DOCUMENTS. DO NOT SCALE DRAWINGS. USE FIGURED
DIMENSIONS ONLY. SEEK CLARIFICATION OF INCONSISTENCIES / CONFLICTS.

DRAWN	DATE	CHECKED	PLOT DATE	JOB NO.	SCALE
AR	19.01.2023	PM	19.01.2023	19125	N.T.S.@A1

PROJECT
MERITON SUITES CANBERRA
40 ALLARA ST
CANBERRA ACT 2061

DRAWING TITLE
COVER SHEET CONCRETE PROFILE PACKAGE

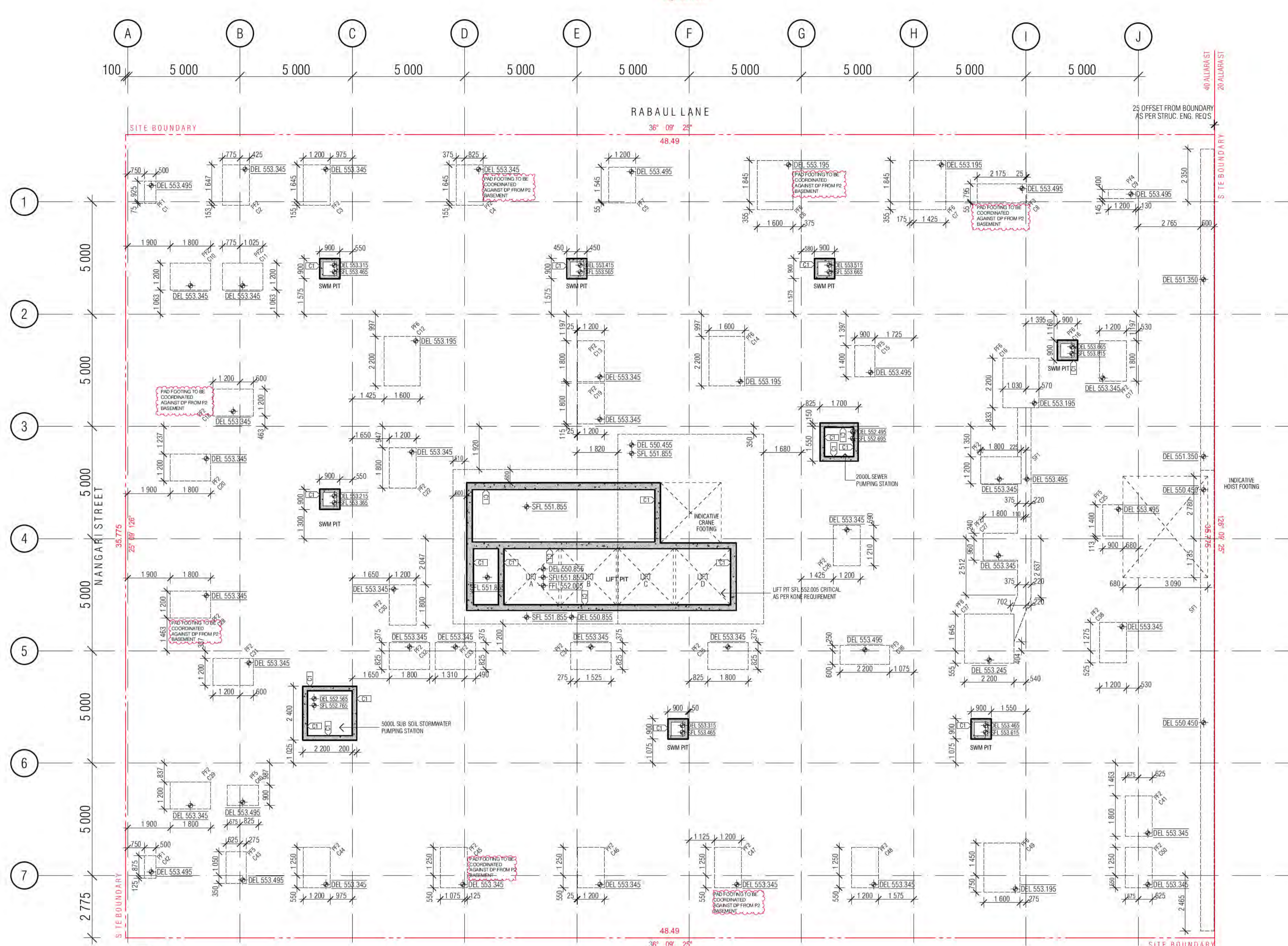
FENDER KATSALIDIS
WWW.FKAUSTRALIA.COM
L21, 259 GEORGE STREET, SYDNEY
NEW SOUTH WALES 2000 AUSTRALIA
TELEPHONE: +61 2 8216 3500
FENDER KATSALIDIS (AUST) PTY LTD ACN 092 943 032

ISSUE PURPOSE
FOR CONSTRUCTION



REV. DRAWING NO.
P A100

H01	H13
H01a	H14
H01b	H15
H01c	H16
H01d	H17
H02	H18
H03 a & b	H19
H04	H20 A & B
H05	H20 C
H06	H21
H07	S01
H08	S02
H09	S02a
H10	S02b
H11	S03
H12	S04



CONCRETE PROFILE LEGEND

WALL HATCHES

- INSITU CONCRETE
- PRECAST CONCRETE
- CONCRETE BUND
- LOW PRECAST

DENOTES FORMWORK ZONE FOR OFF FORM CONCRETE SOFFIT BELOW
 SECONDARY CONCRETE SLAB
 MASS CONCRETE BUILD-UP
 CAPPING BEAM

SFL 561.915
 STEP IN TOP OF SLAB
 DOUBLE STEP IN TOP OF SLAB
 PLINTH/UPSTAND
 EDGE PLINTH/UPSTAND/BUND

SFL: STRUCTURAL FLOOR LEVEL
 FFL: FINISHED FLOOR LEVEL
 DEL: BULK EXCAVATION LEVEL
 TOCB: TOP OF CAPPING BEAM
 PL: PAVING LEVEL
 SPL: STRUCTURAL PAVING LEVEL
 CJ: CONSTRUCTION JOINT
 PJ: PANEL JOINT
 U: ISOLATION JOINT
 SJ: SAWN JOINT
 TMU: TEMPORARY MOVEMENT FACIA
 FPJ: FORMWORK PANEL JOINT (CLASS 2 CONC)

NOTE:
 1. ALL COLUMNS TO BE LOCATED ON CENTRELINE OF GRID UNLESS OTHERWISE NOTED. INDICATIVE PROFILE OF SLAB ONLY. REFER TO ENGINEERS DRAWINGS AND DETAILS FOR FULL EXTENT OF STRUCTURE.
 2. TYPICAL BEAM OR COLUMN UNDER SHOWN AS DASHED LINE, UNLESS NOTED OTHERWISE.
 3. BALCONIES POURED TO FALLS.
 4. BUND WIDTH TO BE 130MM UNLESS NOTED OTHERWISE.
 5. ALL SERVICE PENETRATIONS BELOW 100MM DIAMETER HAVE NOT BEEN DOCUMENTED, AS AGREED WITH MERITON SERVICES CONSULTANTS AND MERITON STRUCTURAL ENGINEERS.
 6. VENT RISERS AND MISCELLANEOUS PIPEWORK NOT INDICATED. REFER SERVICES FOR FULL EXTENT OF RISERS. REFER SPECIFICATION FOR TYPES AND HYDRAULIC DWGS.

SERVICES RISERS
 SERVICES PENO. C SERVICES ZONE
 MECH PENETRATION/ZONE
 HYDR. PENETRATION/ZONE
 ELECT PENETRATION/ZONE
 FIRE PENETRATION/ZONE
 ROOF SUMP / STORMWATER SUMP
 REFUSE CHUTE/WASTE

ST / PRESS - STAIR PRESSURE
 S/F - SECURITY/FIRE
 O - STACK RISERS
 SS - SOIL STACK
 NG - NAT. GAS
 TW - TRADE WASTE
 SW - STORMWATER

NOTE:
 VENT RISERS AND MISCELLANEOUS PIPEWORK NOT INDICATED. REFER SERVICES FOR FULL EXTENT OF RISERS.

HYDR. RISER ZONE 235x850
 HYDR. RISER ZONE 350x700
 HYDR. RISER ZONE 250x650
 HYDR. RISER ZONE 700x850
 HYDR. RISER ZONE 180x520
 HYDR. RISER ZONE 620x250
 HYDR. RISER ZONE 620x200

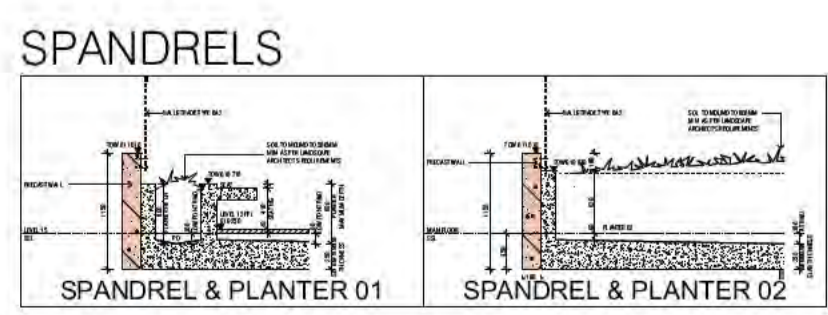
HYDR. RISER ZONE 200x700
 HYDR. RISER ZONE 250x650
 HYDR. RISER ZONE 200x650
 HYDR. RISER ZONE 300x900
 HYDR. RISER
 HYDR. RISER

SPTK = SPOUT
 OF = BALCONY OVERFLOW TYPE 1, 2, 3...
 OFB = OVERFLOW BELOW
 FHR = FIRE HOSE REEL
 FH = FIRE HYDRANT
 FR = FIRE RISER
 CA = CHANGE IN ANGLE

FLOOR WASTE
 KITCHEN SINK WASTE
 TUNDISH WASTE
 BASIN / TROUGH WASTE
 TOILET PAN WASTE
 BATH TUB WASTE
 RAIN WATER OUTLET
 PLANTER BOX OUTLET

INDICATIVE CRANE FOOTING
 INDICATIVE HOIST FOOTING

BCA certifiers
 Date Issued: 14 August 2023
 BUILDING APPROVAL is amended under S.32 of the Building Act 2004.
 BCA Certifiers Australia Pty Ltd
 Sch 2.2(a)(ii)
 original conditions of approval dated 01 June 2022



01 SUBFLOOR CONCRETE PROFILE

REVISION	REVISION	DATE	REVISION	DATE	
01	DRAFT TENDER ISSUE	AR	19.01.2021	AR	01.10.2021
02	HOB / SETDOWN UPDATE	AR	05.02.2021	AR	07.10.2021
03	COORDINATION UPDATE	AR	19.02.2021		
04	TENDER ISSUE	AR	05.03.2021		
A	FOR INFORMATION	AR	22.03.2021		
B	ISSUE FOR CONSTRUCTION	AR	22.07.2021		
C	REVISED HYDRO & MECH. INPUT	AR	03.09.2021		
D	STW PIT & FW LEVELS UPDATE	AR	27.09.2021		

QUALITY ASSURANCE	DATE
(FK IS A CERTIFIED COMPANY TO ISO 9001:2015) THIS PROJECT IS SUBJECT TO THE FK QUALITY ASSURANCE SYSTEM SCHEMATIC DESIGN REVIEW FOR THIS PROJECT IS COMPLETE. DESIGN DEVELOPMENT REVIEW FOR THIS PROJECT IS COMPLETE. TENDER DOCUMENTATION REVIEW FOR THIS PROJECT IS COMPLETE. CONSTRUCTION DOCUMENTATION REVIEW FOR THIS DRAWING IS COMPLETE.	DATE OF REVIEW: 01.10.2020 DATE OF REVIEW: 01.10.2021 DATE OF REVIEW: 01.10.2021

NOTES	DRAWN	DATE	CHECKED	PLOT DATE	JOB NO.	SCALE
THIS DRAWING IS COPYRIGHT AND SHALL REMAIN THE PROPERTY OF FENDER KATSAIDIS (AUST) PTY LTD CHECK AND VERIFY ALL DIMENSIONS ON SITE PRIOR TO COMMENCING WORK. DRAWING TO BE READ IN CONJUNCTION WITH ALL OTHER CONTRACT DOCUMENTS. DO NOT SCALE DRAWINGS. USE FIGURED DIMENSIONS ONLY. SEEK CLARIFICATION OF INCONSISTENCIES / CONFLICTS.	AR	07.10.2021	PM	07.10.2021	19125	1:100@A1


PROJECT
 MERITON SUITES CANBERRA
 40 ALLARA ST
 CANBERRA ACT 2061

DRAWING TITLE
 SUBFLOOR CONCRETE PROFILE PLAN

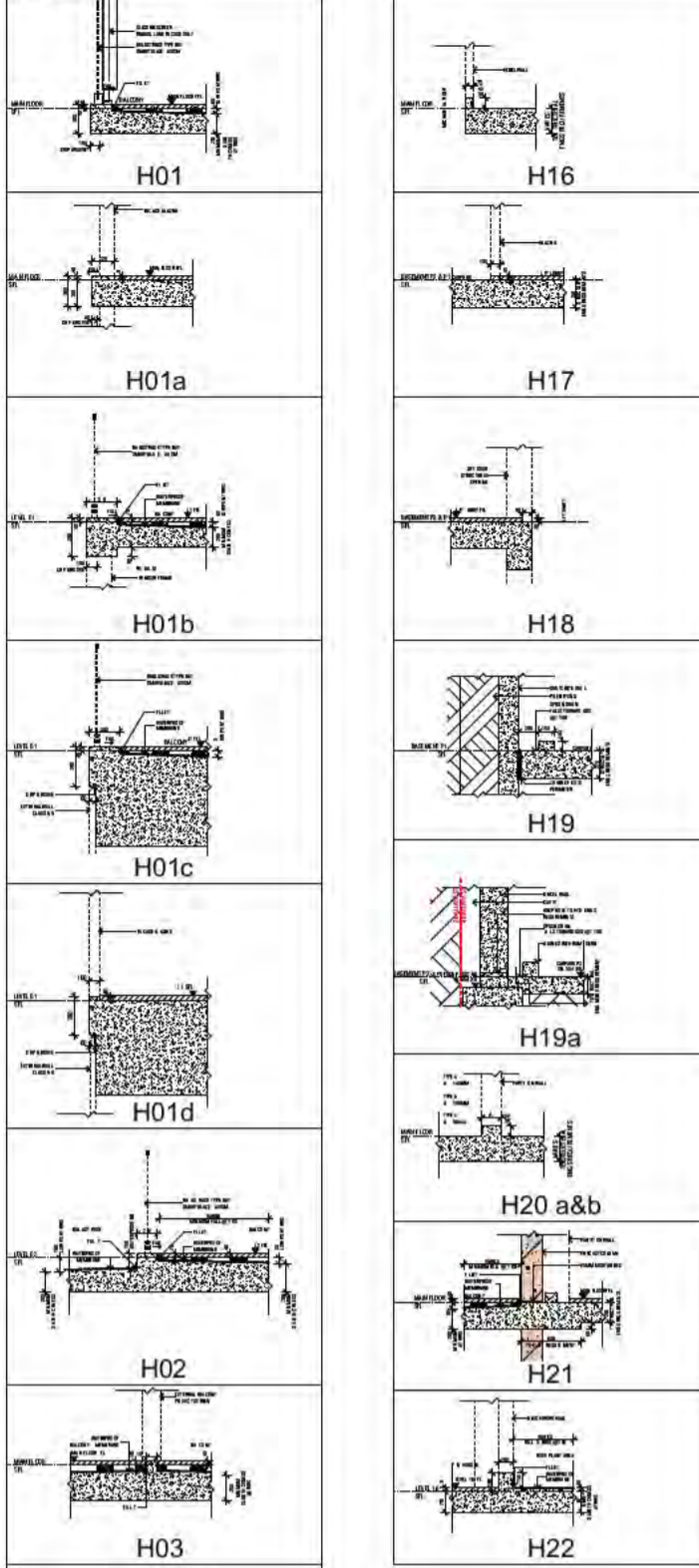
FENDER KATSAIDIS
 WWW.FKAUSTRALIA.COM
 L21, 259 GEORGE STREET, SYDNEY
 NEW SOUTH WALES 2000 AUSTRALIA
 TELEPHONE: +61 2 816 9500
 FENDER KATSAIDIS (AUST) PTY LTD ACN 092 943 032

ISSUE PURPOSE
 FOR CONSTRUCTION

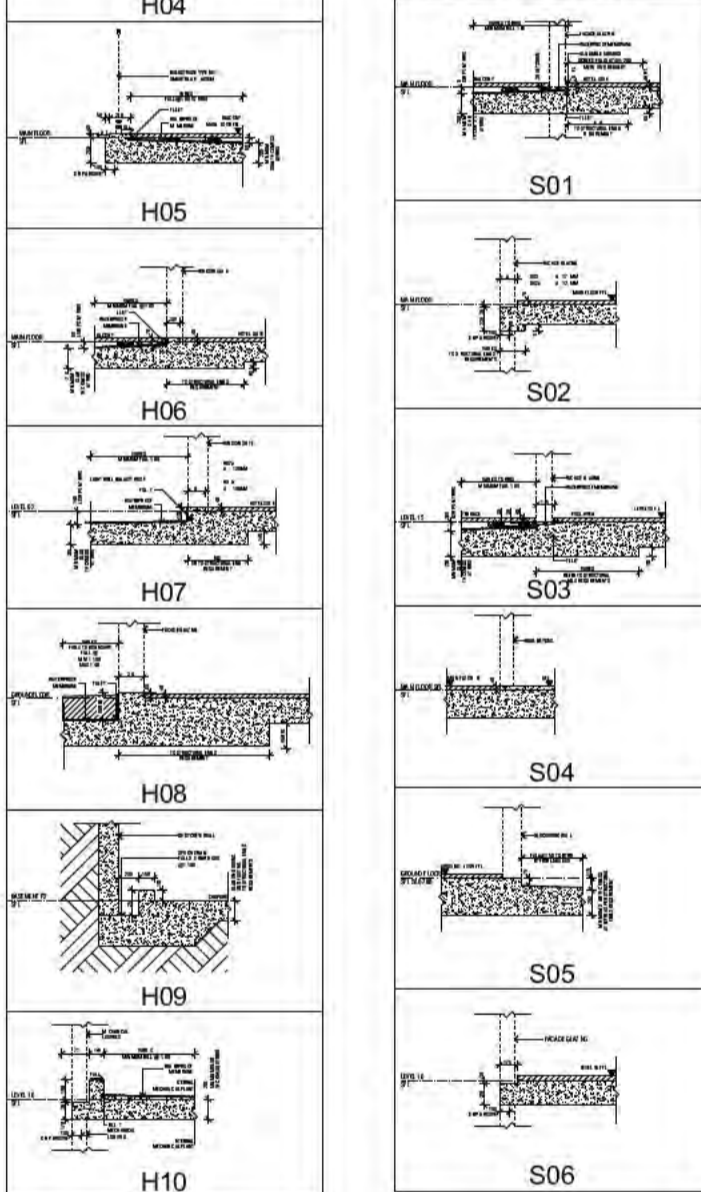
REV. DRAWING NO.
 E A1097



HOBBS

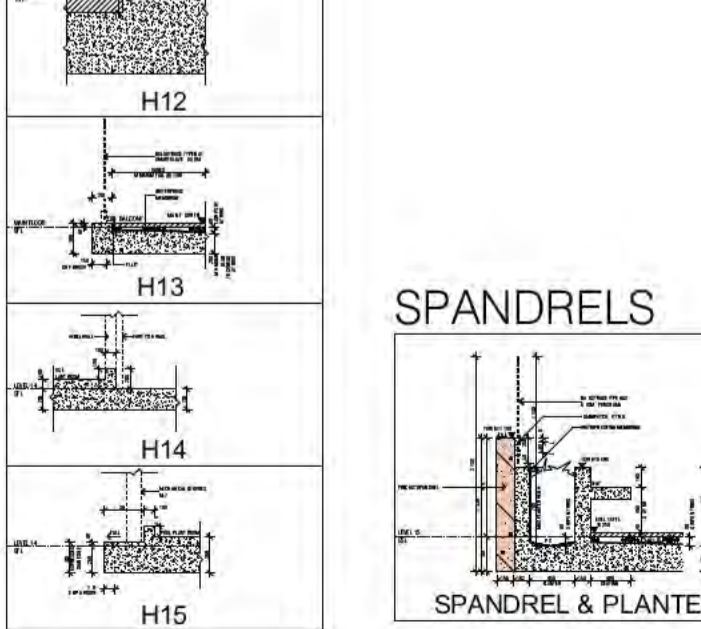


SETDOWNS

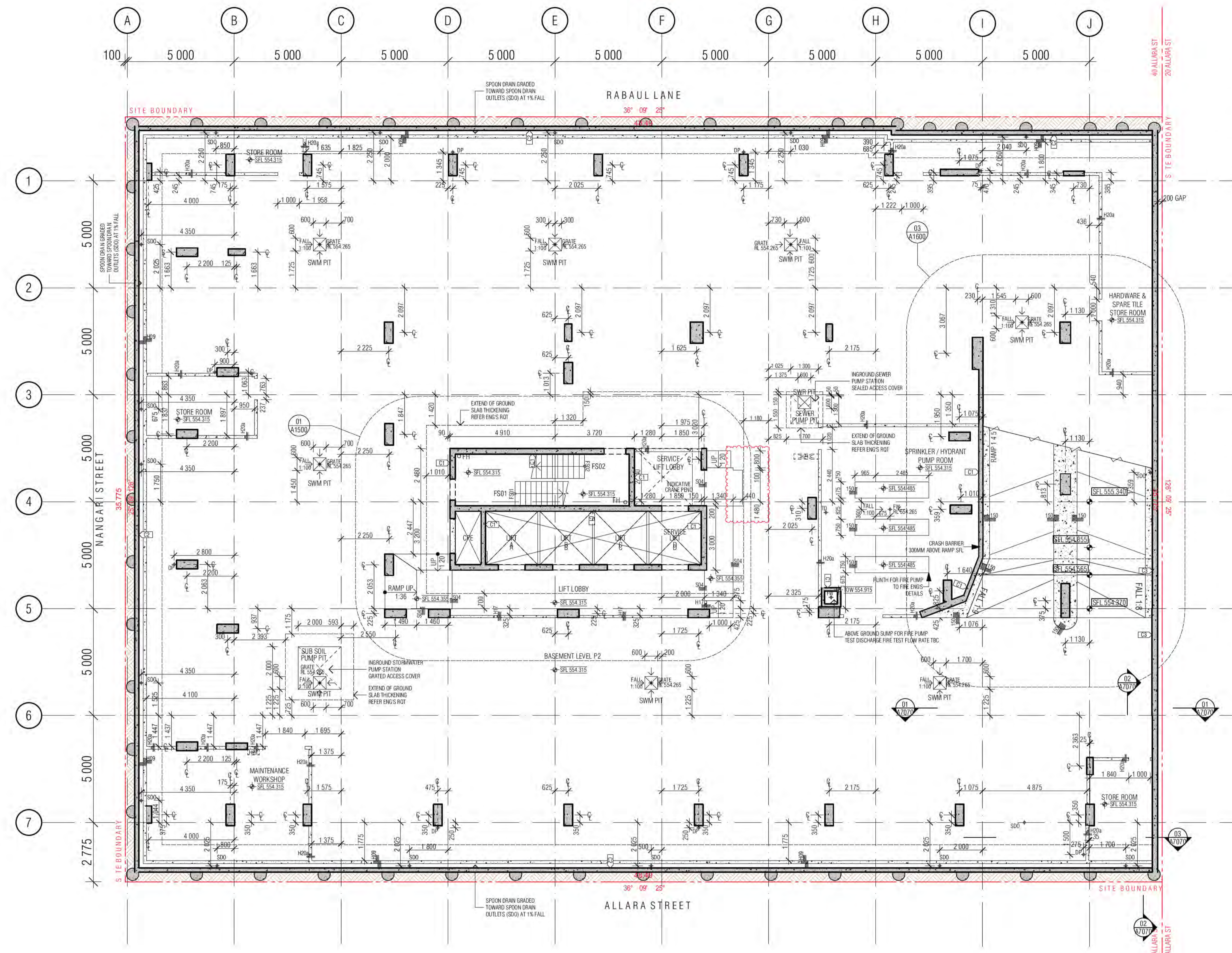


FOR FULL EXTENT OF HOBBS, SETDOWNS AND OVERFLOWS, REFER DRAWINGS A0080 & A0081

SPANDRELS



SPANDREL & PLANTER 01 SPANDREL & PLANTER 02



CONCRETE PROFILE LEGEND

WALL HATCHES	INDICATES FORMWORK ZONE FOR OFF FORM CONCRETE SOFFIT BELOW
INSITU CONCRETE	SECONDARY CONCRETE SLAB
PRECAST CONCRETE	MASS CONCRETE BUILD-UP
CONCRETE BUND	CAPPING BEAM
LOW PRECAST	
SFL 561.915	SFL STRUCTURAL FLOOR LEVEL
STEP IN TOP OF SLAB	FFL FINISHED FLOOR LEVEL
DOUBLE STEP IN TOP OF SLAB	BEL BULK EXCAVATION LEVEL
PLINTH/UPSTAND	DEL TOP OF CAPPING BEAM
EDGE PLINTH/UPSTAND/BUND	TOCB TOP OF CAPPING BEAM
	PL PAVING LEVEL
	SPL STRUCTURAL PAWING LEVEL
	CJ CONSTRUCTION JOINT
	PJ PANEL JOINT
	U ISOLATION JOINT
	SJ SAWN JOINT
	TMJ TEMPORARY MOVEMENT FACIA
	FPJ FORMWORK PANEL JOINT (CLASS 2 CONC)

NOTE:

1. ALL COLUMNS TO BE LOCATED ON CENTRELINE OF GRID UNLESS OTHERWISE NOTED. INDICATIVE PROFILE OF SLAB ONLY. REFER TO ENGINEERS DRAWINGS AND DETAILS FOR FULL EXTENT OF STRUCTURE.
2. TYPICAL BEAM OR COLUMN UNDER SHOWN AS DASHED LINE, UNLESS NOTED OTHERWISE.
3. BALCONIES POURED TO FALLS.
4. BUND WIDTH TO BE 130MM UNLESS NOTED OTHERWISE.
5. ALL SERVICE PENETRATIONS BELOW 100MM DIAMETER HAVE NOT BEEN DOCUMENTED, AS AGREED WITH MERITON SERVICES CONSULTANTS AND MERITON STRUCTURAL ENGINEERS.
6. VENT RISERS AND MISCELLANEOUS PIPEWORK NOT INDICATED. REFER SERVICES FOR FULL EXTENT OF RISERS. REFER SPECIFICATION FOR TYPES AND HYDRAULIC DWGS.
7. FOR ALL PRECAST PANEL MARKING, DOWEL & HOB PLANS REFER TO EVOLUTION PRECAST DRAWINGS.

SERVICES

THE FOLLOWING PENETRATIONS ARE INDICATED TO ASSIST WITH THE SETOUT OF HYDRAULICS / PIPEWORK ELEMENTS WHICH HAVE CRITICAL ARCHITECTURAL SETOUTS. ALL HYDRAULIC ELEMENTS ARE NOT NECESSARILY INDICATED. IT IS THE CONTRACTOR'S RESPONSIBILITY TO ENSURE ALL PENETRATIONS ARE PROVIDED TO DELIVER THE DESIGN INTENT. HYDRAULICS CONTRACTOR TO PROVIDE DIMENSIONED SHOP DRAWINGS BASED ON THESE SETOUTS.

PERIMETER HOBS TO ALL PENETRATIONS. REFER TO HOBBS LEGEND FOR APPLICABLE CONDITION.

NOTE: ALL TUNDRISH LOCATION TO BE COORDINATED FROM HYDRAULIC ENGINEER'S DRAWINGS.

SERVICES RISERS

MP	SERVICES PENO	SERVICES ZONE	ST / PRESS	NOTE: VENT RISERS AND MISCELLANEOUS SERVICE PIPEWORK NOT INDICATED. REFER SERVICES FOR FULL EXTENT OF RISERS
ME	MECH PENETRATION/ZONE		-STAIR PRESSURE	
HY	HYDR. PENETRATION/ZONE		-SECURITY/ FIRE	
ELECT	ELECT PENETRATION/ZONE		-STACK RISERS	
FP	FIRE PENETRATION/ZONE		SS SOIL STACK	
SUMP	ROOF SUMP / STORMWATER SUMP		NG NAT. GAS	
REFUSE	REFUSE CHUTE/WASTE		TW TRADE WASTE	
			SW STORMWATER	

HZ1	HYDR. RISER ZONE 235x850	HZ8	HYDR. RISER ZONE 250x550
HZ2	HYDR. RISER ZONE 350x700	HZ9	HYDR. RISER ZONE 200x650
HZ3	HYDR. RISER ZONE 250x650	HZ10	HYDR. RISER ZONE 300x600
HZ4	HYDR. RISER ZONE 700x850	HZ11	HYDR. RISER
HZ5	HYDR. RISER ZONE 180x520	HZ12	HYDR. RISER
HZ6	HYDR. RISER ZONE 620x250	HZ13	HYDR. RISER
HZ7	HYDR. RISER ZONE 620x200	HZ14	HYDR. RISER
HZ8	HYDR. RISER ZONE 200x700	HZ15	HYDR. RISER

SPT	SPOUT	FW	FLOOR WASTE
OF	BALCONY OVERFLOW TYPE 1, 2, 3	SW	KITCHEN SINK WASTE
DFB	OVERFLOW BELOW	TOW	TUNDRISH WASTE
FHR	FIRE HOSE REEL	BW	BASIN / TROUGH WASTE
FR	FIRE HYDRANT	WT	TOILET PAN WASTE
FR	FIRE RISER	BTW	BATH TUB WASTE
CA	CHANGE IN ANGLE	HW	RAIN WATER OUTLET
		PD	PLANTER BOX OUTLET

Sch 2.2(a)(ii)

DATE ISSUED: 14 August 2023

BUILDING APPROVAL is amended under S.32 of the Building Act 2004. BCA Certifiers Australia Pty Ltd

LOCATION AS PER HYD: original conditions of approval dated 01 June 2022

CAST IN SLAB

○ PL PAVING LIGHT

TOW TOP OF WALL

01 BASEMENT P2 CONCRETE PROFILE PLAN

REVISION	NO.	DESCRIPTION	DATE	BY
04	HOB / SETDOWN UPDATE	AR	05.02.2021	E
05	COORDINATION UPDATE	AR	19.02.2021	F
06	TENDER ISSUE	AR	05.03.2021	G
07	FOR INFORMATION	AR	22.03.2021	H
A	FOR CONSTRUCTION CERTIFICATE	AR	15.06.2021	I
B	REVISED RAMP DESIGN	AR	09.07.2021	J
C	GENERAL UPDATE	AR	22.07.2021	K
D	REVISED HYDRO. & MECH. INPUT	AR	03.09.2021	L

REVISION	NO.	DESCRIPTION	DATE	BY
04	STW PIT & FK LEVELS UPDATE	AR	27.09.2021	E
05	GENERAL COORDINATION	AR	07.10.2021	F
06	FOR CONSTRUCTION CERTIFICATE	AR	26.10.2021	G
07	DESIGN DEVELOPMENT REVIEW FOR THIS PROJECT IS COMPLETE.	AR	29.10.2021	H
A	REVISED BASEMENT WALL TO SITE BOUNDARY	AR	05.11.2021	I
B	AMENDED SPOON DRAIN	AR	03.12.2021	J
C	GENERAL COORDINATION UPDATE	AR	27.01.2022	K
D	LIFT LOBBY RAMP SLAB	PM	16.03.2022	L

NOTES

THIS DRAWING IS COPYRIGHT AND SHALL REMAIN THE PROPERTY OF FENDER KATSAIDIS (AUST) PTY LTD. CHECK AND VERIFY ALL DIMENSIONS ON SITE PRIOR TO COMMENCING WORK. DRAWING TO BE READ IN CONJUNCTION WITH ALL OTHER CONTRACT DOCUMENTS. DO NOT SCALE DRAWINGS. USE FIGURED DIMENSIONS ONLY. SEEK CLARIFICATION OF INCONSISTENCIES / CONFLICTS.

QUALITY ASSURANCE (FK IS A CERTIFIED COMPANY TO ISO 9001:2015)

THIS PROJECT IS SUBJECT TO THE FK QUALITY ASSURANCE SYSTEM

SCHEMATIC DESIGN REVIEW FOR THIS PROJECT IS COMPLETE. DATE OF REVIEW: 01.10.2020

DESIGN DEVELOPMENT REVIEW FOR THIS PROJECT IS COMPLETE. DATE OF REVIEW: 01.10.2021

TENDER DOCUMENTATION REVIEW FOR THIS PROJECT IS COMPLETE. DATE OF REVIEW: 11.11.2021

CONSTRUCTION DOCUMENTATION REVIEW FOR THIS DRAWING IS COMPLETE. DATE OF REVIEW: 18.01.2022

IF THIS DRAWING IS STAMPED UNCONTROLLED COPY THEN IT IS TO BE CONSIDERED A DRAFT. SUBJECT TO REVISION WITHOUT NOTICE.

DRAWN	DATE	CHECKED	PLOT DATE	JOB NO.	SCALE
AR	16.03.2022	PM	16.03.2022	19125	1:100@A1

PROJECT

MERITON SUITES CANBERRA
40 ALLARA ST
CANBERRA ACT 2061

DRAWING TITLE

BASEMENT P2 CONCRETE PROFILE PLAN

FENDER KATSAIDIS

WWW.FKAUSTRALIA.COM
L21, 259 GEORGE STREET, SYDNEY
NEW SOUTH WALES 2000 AUSTRALIA
TELEPHONE: +61 2 8216 9500
FENDER KATSAIDIS (AUST) PTY LTD ACN 092 943 032

ISSUE PURPOSE


FOR CONSTRUCTION

REV.

L

DRAWING NO.

A1098



HOBBS

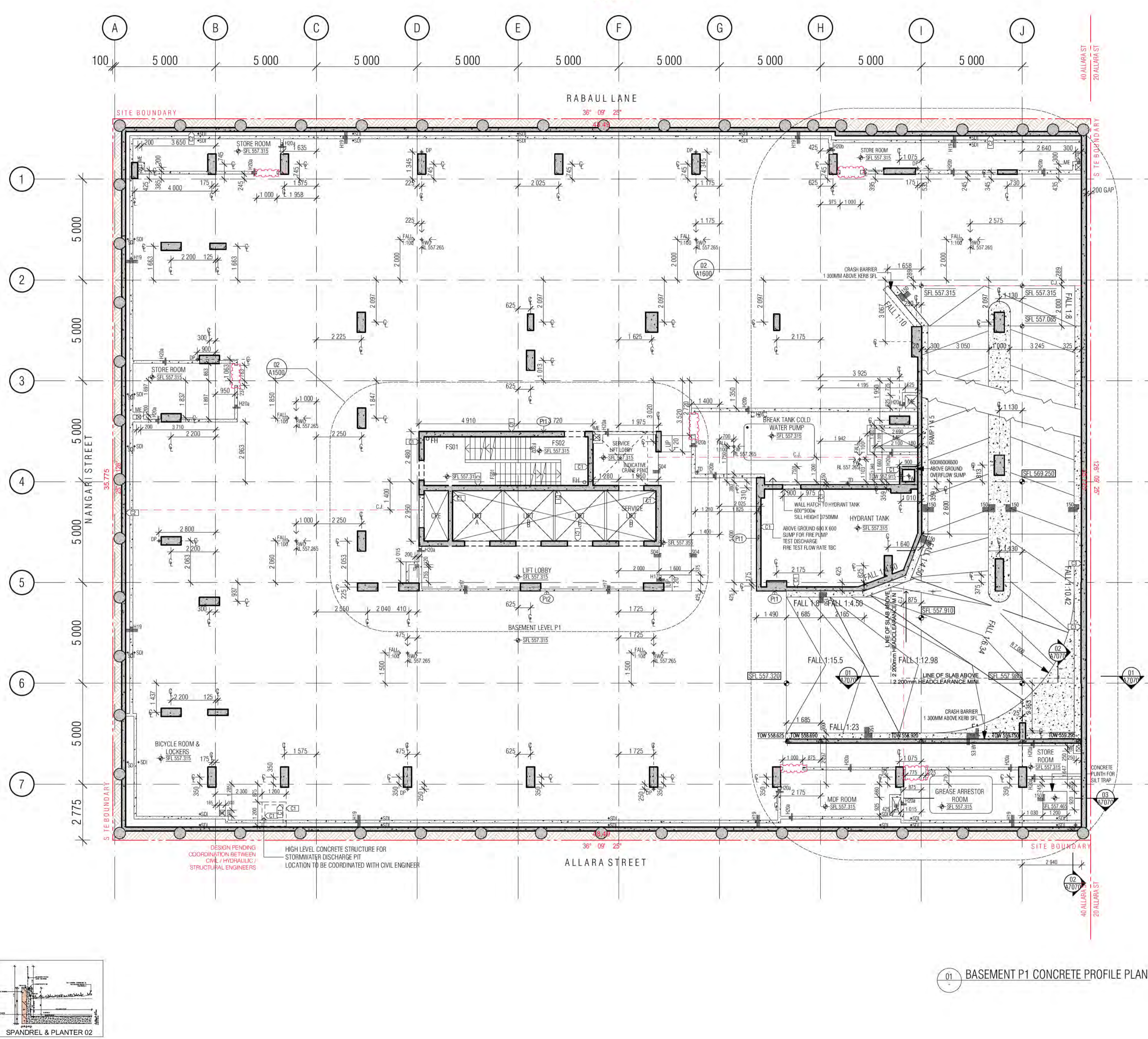
H01, H01a, H01b, H01c, H01d, H02, H03, H04, H05, H06, H07, H08, H09, H10, H11 A&B, H12, H13, H14, H15

SETDOWNS

S01, S02, S03, S04, S05, S06

SPANDRELS

SPANDREL & PLANTER 01, SPANDREL & PLANTER 02



CONCRETE PROFILE LEGEND

WALL HATCHES	INDICATES FORMWORK ZONE FOR OFF FORM CONCRETE SOFFIT BELOW
INSITU CONCRETE	SECONDARY CONCRETE SLAB
PRECAST CONCRETE	MASS CONCRETE BUILD-UP
CONCRETE BUND	CAPPING BEAM
LOW PRECAST	
SFL 561.915	SFL: STRUCTURAL FLOOR LEVEL
STEP IN TOP OF SLAB	FFL: FINISHED FLOOR LEVEL
DOUBLE STEP IN TOP OF SLAB	BEL: BULK EXCAVATION LEVEL
PLINTH/UPSTAND	DEL: TOP OF CAPPING BEAM
EDGE PLINTH/UPSTAND/BUND	TOCB: TOP OF CAPPING BEAM
	PL: PAVING LEVEL
	SPL: STRUCTURAL PAVING LEVEL
	CJ: CONSTRUCTION JOINT
	PJ: PANEL JOINT
	U: ISOLATION JOINT
	SJ: SAWN JOINT
	TML: TEMPORARY MOVEMENT FACIA
	FPJ: FORMWORK PANEL JOINT (CLASS 2 CONC)

NOTE:

- ALL COLUMNS TO BE LOCATED ON CENTRELINE OF GRID UNLESS OTHERWISE NOTED. INDICATIVE PROFILE OF SLAB ONLY. REFER TO ENGINEERS DRAWINGS AND DETAILS FOR FULL EXTENT OF STRUCTURE.
- TYPICAL BEAM OR COLUMN UNDER SHOWN AS DASHED LINE, UNLESS NOTED OTHERWISE.
- BALCONIES POURED TO FALLS.
- BUND WIDTH TO BE 130MM UNLESS NOTED OTHERWISE.
- ALL SERVICE PENETRATIONS BELOW 100MM DIAMETER HAVE NOT BEEN DOCUMENTED, AS AGREED WITH MERITON SERVICES CONSULTANTS AND MERITON STRUCTURAL ENGINEERS.
- VENT RISERS AND MISCELLANEOUS PIPEWORK NOT INDICATED. REFER SERVICES FOR FULL EXTENT OF RISERS. REFER SPECIFICATION FOR TYPES AND HYDRAULIC DWGS.
- FOR ALL PRECAST PANEL MARKING, DOVEL & HOB PLANS REFER TO EVOLUTION PRECAST DRAWINGS.

SERVICES

THE FOLLOWING PENETRATIONS ARE INDICATED TO ASSIST WITH THE SETOUT OF HYDRAULICS / PIPEWORK ELEMENTS WHICH HAVE CRITICAL ARCHITECTURAL SETOUTS. ALL HYDRAULICS ELEMENTS ARE NOT NECESSARILY INDICATED. IT IS THE CONTRACTORS RESPONSIBILITY TO ENSURE ALL PENETRATIONS ARE PROVIDED TO DELIVER THE DESIGN INTENT. HYDRAULICS CONTRACTOR TO PROVIDE DIMENSIONED SHOP DRAWINGS BASED ON THESE SETOUTS.

PERIMETER HOBBS TO ALL PENETRATION. REFER TO HOBBS LEGEND FOR APPLICABLE CONDITION.

NOTE: ALL TUNDRISH LOCATION TO BE COORDINATED FROM HYDRAULIC ENGINEER'S DRAWINGS.

SERVICES RISERS

SPT	SPOUT	FW	FLOOR WASTE	IO	ISOLATION AS PER HYD
OF	BALCONY OVERFLOW TYPE 1, 2, 3	SW	KITCHEN SINK WASTE	DP	CAST IN SLAB
DFB	OVERFLOW BELOW	TW	TUNDRISH WASTE	SDI	PL PAVING LIGHT
FHR	FIRE HOSE REEL	BW	BASIN / TROUGH WASTE	SP	TOP OF WALL
FR	FIRE HYDRANT	WT	TOILET PAN WASTE		
FR	FIRE RISER	BTW	BATH TUB WASTE		
CA	CHANGE IN ANGLE	RWO	RAIN WATER OUTLET		
		PD	PLANTER BOX OUTLET		

HYDR. RISER ZONE

HZ1	HYDR. RISER ZONE 235x850	HZ9	HYDR. RISER ZONE 250x550
HZ2	HYDR. RISER ZONE 350x700	HZ10	HYDR. RISER ZONE 200x650
HZ3	HYDR. RISER ZONE 250x650	HZ11	HYDR. RISER ZONE 300x600
HZ4	HYDR. RISER ZONE 700x850	HZ12	HYDR. RISER ZONE 300x600
HZ5	HYDR. RISER ZONE 180x520	HZ13	HYDR. RISER
HZ6	HYDR. RISER ZONE 620x520	HZ14	HYDR. RISER
HZ7	HYDR. RISER ZONE 620x200	HZ15	HYDR. RISER
HZ8	HYDR. RISER ZONE 200x700		

BCA certifiers
 Date Issued: 14 August 2023
 BUILDING APPROVAL is amended under s.32 of the Building Act 2004.
 BCA Certifiers Australia Pty Ltd
 Sch 2.2(a)(ii)
 ORIGINAL CONDITIONS OF APPROVAL DATED: 01 June 2022

01 BASEMENT P1 CONCRETE PROFILE PLAN

REVISION

03	DRAFT TENDER ISSUE	MK	19.01.2021	D	REVISED HYDRO. & MECH. INPUT	AR	03.09.2021
04	HOB / SETDOWN UPDATE	AR	05.02.2021	E	STW PIT & FW LEVELS UPDATE	AR	27.09.2021
05	COORDINATION UPDATE	AR	19.02.2021	F	GENERAL COORDINATION	AR	07.10.2021
06	TENDER ISSUE	AR	05.03.2021	G	FOR CONSTRUCTION CERTIFICATE	AR	26.10.2021
07	FOR INFORMATION	AR	22.03.2021	H	AMENDED BASEMENT WALL TO SITE BOUNDARY	AR	29.10.2021
A	FOR CONSTRUCTION CERTIFICATE	AR	15.06.2021	I	REVISED BOB LAYOUT	AR	05.11.2021
B	REVISED RAMP DESIGN	AR	09.07.2021	J	AMENDED MDF & GAS METER ROOMS	AR	19.11.2021
C	GENERAL UPDATE	AR	22.07.2021	K	GENERAL COORDINATION UPDATE	AR	27.01.2022

REVISION

03	DRAFT TENDER ISSUE	MK	19.01.2021	D	REVISED HYDRO. & MECH. INPUT	AR	03.09.2021
04	HOB / SETDOWN UPDATE	AR	05.02.2021	E	STW PIT & FW LEVELS UPDATE	AR	27.09.2021
05	COORDINATION UPDATE	AR	19.02.2021	F	GENERAL COORDINATION	AR	07.10.2021
06	TENDER ISSUE	AR	05.03.2021	G	FOR CONSTRUCTION CERTIFICATE	AR	26.10.2021
07	FOR INFORMATION	AR	22.03.2021	H	AMENDED BASEMENT WALL TO SITE BOUNDARY	AR	29.10.2021
A	FOR CONSTRUCTION CERTIFICATE	AR	15.06.2021	I	REVISED BOB LAYOUT	AR	05.11.2021
B	REVISED RAMP DESIGN	AR	09.07.2021	J	AMENDED MDF & GAS METER ROOMS	AR	19.11.2021
C	GENERAL UPDATE	AR	22.07.2021	K	GENERAL COORDINATION UPDATE	AR	27.01.2022

QUALITY ASSURANCE (FK IS A CERTIFIED COMPANY TO ISO 9001:2015)

THIS PROJECT IS SUBJECT TO THE FK QUALITY ASSURANCE SYSTEM

█	SCHEMATIC DESIGN REVIEW FOR THIS PROJECT IS COMPLETE.	DATE OF REVIEW:	01.10.2020
█	DESIGN DEVELOPMENT REVIEW FOR THIS PROJECT IS COMPLETE.	DATE OF REVIEW:	01.10.2021
█	TENDER DOCUMENTATION REVIEW FOR THIS PROJECT IS COMPLETE.	DATE OF REVIEW:	11.11.2021
█	CONSTRUCTION DOCUMENTATION REVIEW FOR THIS DRAWING IS COMPLETE.	DATE OF REVIEW:	18.01.2022

IF THIS DRAWING IS STAMPED UNCONTROLLED COPY THEN IT IS TO BE CONSIDERED A DRAFT. SUBJECT TO REVISION WITHOUT NOTICE.

NOTES

THIS DRAWING IS COPYRIGHT AND SHALL REMAIN THE PROPERTY OF FENDER KATSALIDIS (AUSTRALIA) PTY LTD. CHECK AND VERIFY ALL DIMENSIONS ON SITE PRIOR TO COMMENCING WORK. DRAWING TO BE READ IN CONJUNCTION WITH ALL OTHER CONTRACT DOCUMENTS. DO NOT SCALE DRAWINGS. USE FIGURED DIMENSIONS ONLY. SEEK CLARIFICATION OF INCONSISTENCIES / CONFLICTS.

DRAWN	DATE	CHECKED	PLOT DATE	JOB NO.	SCALE
AR	27.01.2022	PM	27.01.2022	19125	1:100@A1

PROJECT

MERITON SUITES CANBERRA
 40 ALLARA ST
 CANBERRA ACT 2061

DRAWING TITLE

BASEMENT P1 CONCRETE PROFILE PLAN

FENDER KATSALIDIS
 WWW.FKAUSTRALIA.COM
 L21, 259 GEORGE STREET, SYDNEY
 NEW SOUTH WALES 2000 AUSTRALIA
 TELEPHONE: +61 2 8216 9500
 FENDER KATSALIDIS (AUSTRALIA) PTY LTD ACN 092 943 032

ISSUE PURPOSE

FOR CONSTRUCTION

REV.

K

DRAWING NO.

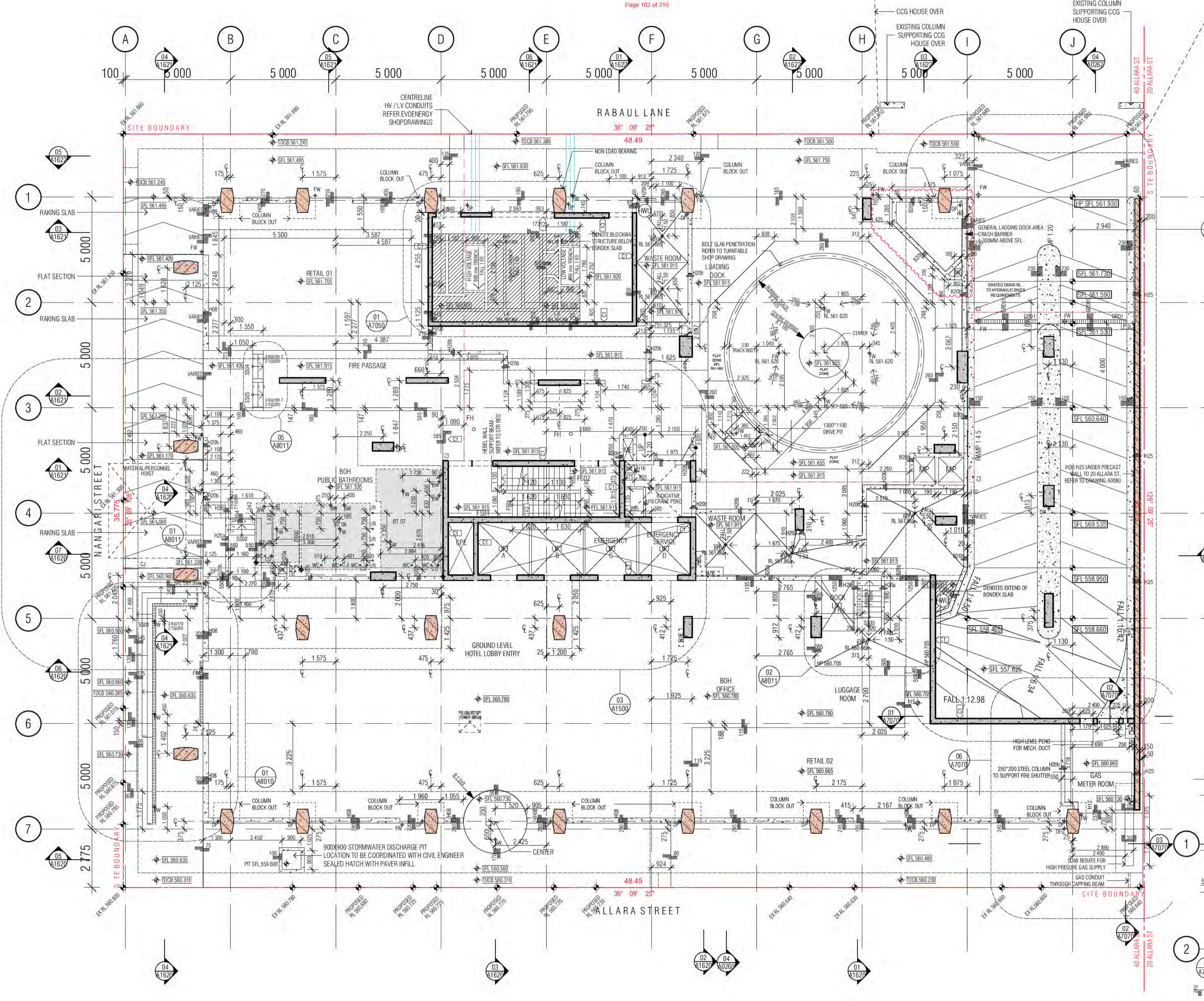
A1099

H01
H01a
H01b
H01c
H01d
H02
H03
H04
H05
H06
H07
H08
H09
H10
H11 A&B
H12
H13
H14
H15

H16
H17
H18
H19
H19a
H20 a&b
H21
H22

S01
S02
S03
S04
S05
S06

FOR FULL EXTENT OF HOBS, SETDOWNS AND OVERFLOWS, REFER DRAWINGS A080 & A081



CONCRETE PROFILE LEGEND

WALL HATCHES	INSITU CONCRETE	PRECAST CONCRETE	CONCRETE BUND	LOW PRECAST							
STAIR	DOUBLE STEP IN TOP OF SLAB	PLINTH/UPSTAND	EDGE PLINTH/UPSTAND/BUND								
SFL	FLL	BEL	TOCB	PL	SPL	CJ	PJ	U	SU	TML	FMJ
STRUCTURAL FLOOR LEVEL	FINISHED FLOOR LEVEL	BULK EXCAVATION LEVEL	TOP OF CAPPING BEAM	PAVING LEVEL	STRUCTURAL PAVING LEVEL	CONSTRUCTION JOINT	CONCRETE JOINT	ISOLATION JOINT	SAVIN JOINT	TEMPORARY MOVEMENT FACIA	FORMWORK PANEL JOINT (CLASS 2 CONC)

NOTE:
 1. ALL COLUMNS TO BE LOCATED ON CENTRELINE OF GRID UNLESS OTHERWISE NOTED. INDICATIVE PROFILE OF SLAB ONLY. REFER TO ENGINEERS DRAWINGS AND DETAILS FOR FULL EXTENT OF STRUCTURE.
 2. TYPICAL BEAM OR COLUMN UNDER SHOWN AS DASHED LINE, UNLESS NOTED OTHERWISE.
 3. BALCONIES POURED TO FALLS.
 4. BUND WIDTH TO BE 150MM UNLESS NOTED OTHERWISE.
 5. ALL SERVICE PENETRATIONS BELOW 100MM DIAMETER HAVE NOT BEEN DOCUMENTED, AS AGREED WITH MERITON SERVICES CONSULTANTS AND MERITON STRUCTURAL ENGINEERS.
 6. VENT RISERS AND MISCELLANEOUS PIPEWORK NOT INDICATED. REFER SERVICES FOR FULL EXTENT OF RISERS. REFER SPECIFICATION FOR TYPES AND HYDRAULIC DWGS.
 7. FOR ALL PRECAST PANEL MARKING, DOWEL & HOBS PLANS REFER TO EVOLUTION PRECAST DRAWINGS.

SERVICES
 THE FOLLOWING PENETRATIONS ARE INDICATED TO ASSIST WITH THE SETOUT OF HYDRAULICS / PIPEWORK ELEMENTS WHICH HAVE CRITICAL ARCHITECTURAL SETOUTS. ALL HYDRAULICS ELEMENTS ARE NOT NECESSARILY INDICATED. IT IS THE CONTRACTORS RESPONSIBILITY TO ENSURE ALL PENETRATIONS ARE PROVIDED TO DELIVER THE DESIGN INTENT. HYDRAULICS CONTRACTOR TO PROVIDE DIMENSIONED SHOP DRAWINGS BASED ON THESE SETOUTS.
 PERIMETER HOBS TO ALL PENETRATION REFER TO HOBS LEGEND FOR APPLICABLE CONDITION.
 NOTE: ALL TUNDRISH LOCATION TO BE COORDINATED FROM HYDRAULIC ENGINEERS DRAWINGS.

SERVICES RISERS

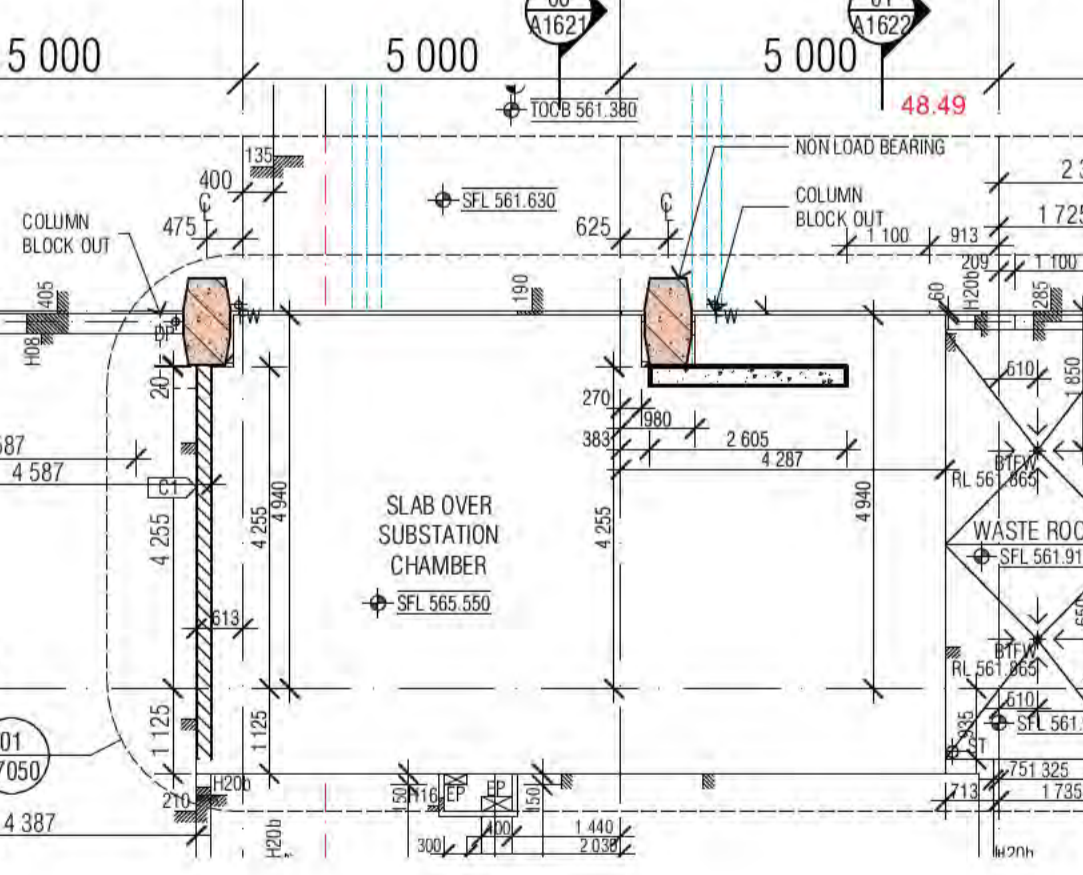
MP	MZ	MECH PENETRATION/ZONE	ST / PRESS	NOTE: VENT RISERS AND MISCELLANEOUS SERVICE
HP	HYDR	HYDR PENETRATION/ZONE	STAIR PRESSURE	
EP	ELECT	ELECT PENETRATION/ZONE	SECURITY FIRE	
FP	FIRE	FIRE PENETRATION/ZONE	STACK RISERS	PIPEWORK NOT INDICATED. REFER SERVICES FOR FULL EXTENT OF RISERS
CS	CS	ROOF SUMP / STORMWATER SUMP	SS	SOIL STACK
SW	SW	REFUSE CHUTE/WASTE	NG	MAT GAS
			TW	TRADE WASTE
			SW	STORMWATER

H20	HYDR. RISER ZONE 235x850
H21	HYDR. RISER ZONE 325x700
H22	HYDR. RISER ZONE 250x650
H23	HYDR. RISER ZONE 300x600
H24	HYDR. RISER
H25	HYDR. RISER
H26	HYDR. RISER
H27	HYDR. RISER
H28	HYDR. RISER

SPT	SPOILT	FLOOR WASTE
OF	BALCONY OVERFLOW TYPE 1, 2, 3	KITCHEN SINK WASTE
DFB	OVERFLOW BELOW	TUNDRISH WASTE
FHR	FIRE HOSE REEL	BASIN / TROUGH WASTE
FR	FIRE HYDRANT	TOILET PAN WASTE
FR	FIRE RISER	BATH TUB WASTE
CA	CHANGE IN ANGLE	RAIN WATER OUTLET
		PLANTER BOX OUTLET
		TOP OF WALL

BCA certifiers
 Date Issued: 14 August 2023
 BUILDING APPROVAL is amended under s.32 of the Building Act 2004. BCA Certifiers Australia Pty Ltd original conditions of approval dated 01 June 2022

01 GROUND LEVEL CONCRETE PROFILE PLAN



REVISION

C	GENERAL COORDINATION	AR	07.10.2021
D	FOR CONSTRUCTION CERTIFICATE	AR	26.10.2021
E	AMENDED BASEMENT WALL TO SITE BOUNDARY	AR	29.10.2021
F	REVISED BOH LAYOUT	AR	05.11.2021
G	AMENDED HP GAS TRENCH	AR	15.11.2021
H	AMENDED MDF & GAS METER ROOMS	AR	19.11.2021
I	AMENDED GAS SUPPLY TRENCH	AR	03.12.2021
J	FOR BUILDING APPROVAL	AR	17.12.2021

REVISION

K	GENERAL COORDINATION UPDATE	AR	27.01.2022
L	PRECAST SPIN UP / AMENDED BACKSPANS	AR	03.02.2022
M	HOB H25	AR	04.02.2022
N	ADDITIONAL INFORMATION	AR	16.02.2022
O	MERITONS REQUEST HOB H16 100MM + WET AREA GREYED OUT	AR	24.05.2022
P	DIMINISHING STAIR SETOUT	AR	07.06.2022
Q	GENERAL UPDATE	AR	08.07.2022
R	WATER METER ROOM TO NORTHROP REQUIREMENT	AR	27.09.2022

QUALITY ASSURANCE (FK IS A CERTIFIED COMPANY TO ISO 9001:2015)

THIS PROJECT IS SUBJECT TO THE FK QUALITY ASSURANCE SYSTEM

■	SCHEMATIC DESIGN REVIEW FOR THIS PROJECT IS COMPLETE.	DATE OF REVIEW: 01.10.2020
■	DESIGN DEVELOPMENT REVIEW FOR THIS PROJECT IS COMPLETE.	DATE OF REVIEW: 01.10.2021
■	TENDER DOCUMENTATION REVIEW FOR THIS PROJECT IS COMPLETE.	DATE OF REVIEW: 11.11.2021
■	CONSTRUCTION DOCUMENTATION REVIEW FOR THIS DRAWING IS COMPLETE.	DATE OF REVIEW: 18.01.2022

IF THIS DRAWING IS STAMPED UNCONTROLLED COPY THEN IT IS TO BE CONSIDERED A DRAFT. SUBJECT TO REVISION WITHOUT NOTICE.

NOTES

THIS DRAWING IS COPYRIGHT AND SHALL REMAIN THE PROPERTY OF FENDER KATSAIDIS (AUST) PTY LTD. CHECK AND VERIFY ALL DIMENSIONS ON SITE PRIOR TO COMMENCING WORK. DRAWING TO BE READ IN CONJUNCTION WITH ALL OTHER CONTRACT DOCUMENTS. DO NOT SCALE DRAWINGS. USE FIGURED DIMENSIONS ONLY. SEEK CLARIFICATION OF INCONSISTENCIES / CONFLICTS.

DRAWN	DATE	CHECKED	PLOT DATE	JOB NO.	SCALE
AR	27.09.2022	PM	27.09.2022	19125	1:100@A1

PROJECT
 MERITON SUITES CANBERRA
 40 ALLARA ST
 CANBERRA ACT 2061

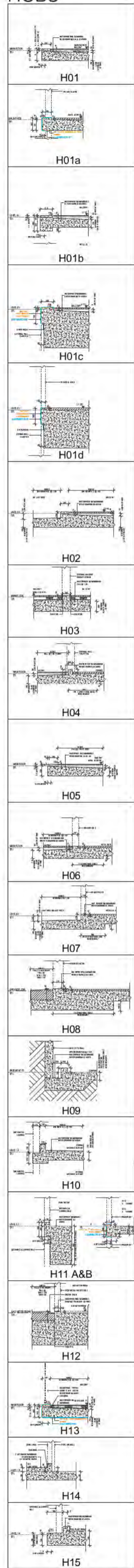
DRAWING TITLE
 GROUND LEVEL CONCRETE PROFILE PLAN

FENDER KATSAIDIS
 WWW.FKAUSTRALIA.COM
 L21, 259 GEORGE STREET, SYDNEY
 NEW SOUTH WALES 2000 AUSTRALIA
 TELEPHONE: +61 2 8216 9500
 FENDER KATSAIDIS (AUST) PTY LTD ACN 092 943 032

ISSUE PURPOSE
 FOR CONSTRUCTION

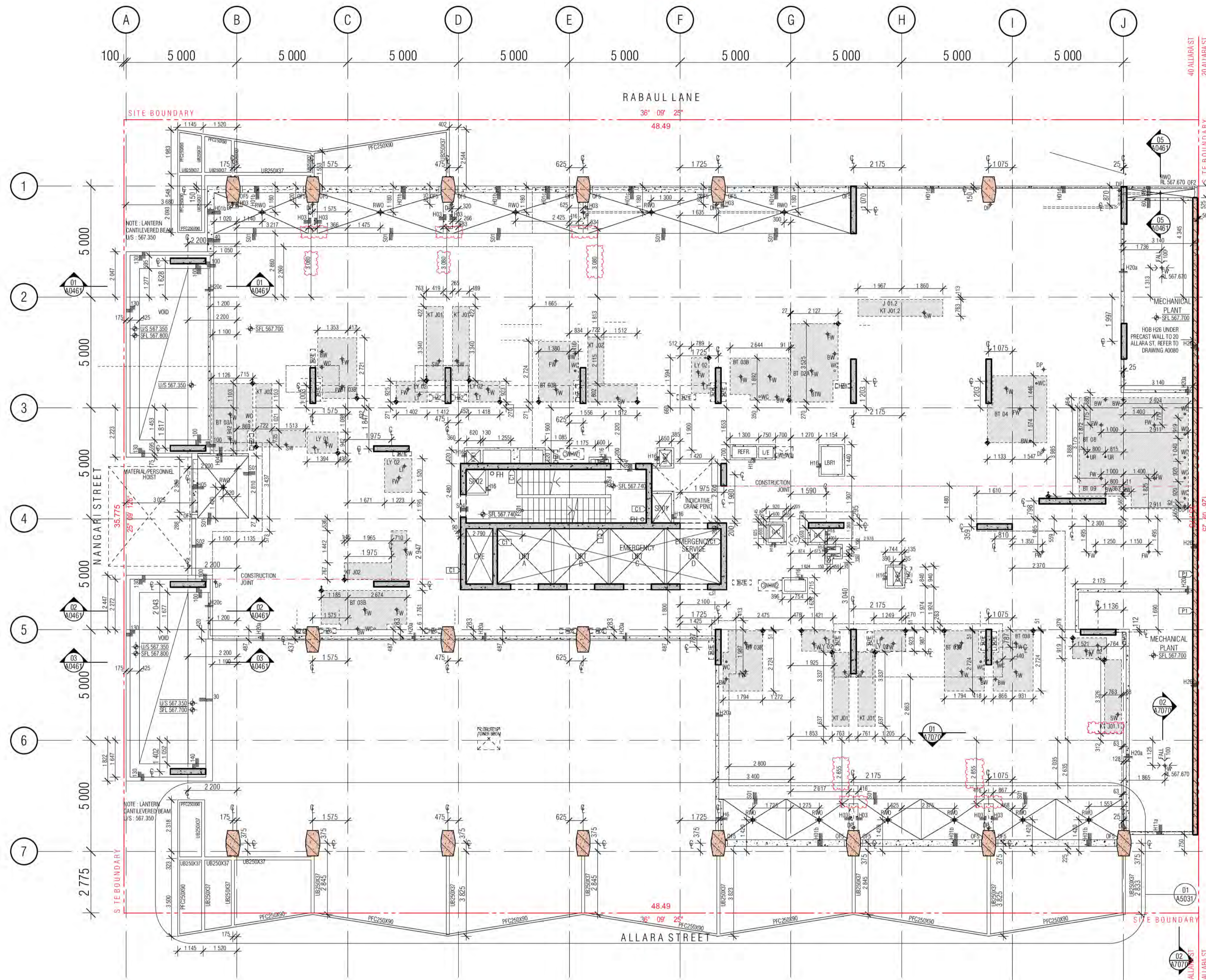
REV. **DRAWING NO.**
 R **A1100**





SETDOWNS

FOR FULL EXTENT OF HOBBS, SETDOWNS AND OVERFLOWS, REFER DRAWINGS A0080 & A0081



CONCRETE PROFILE LEGEND

WALL HATCHES	INSITU CONCRETE	PRECAST CONCRETE	CONCRETE BUND	LOW PRECAST	FORMWORK	FORMWORK FOR OFF FORM CONCRETE SOFFIT BELOW	SECONDARY CONCRETE SLAB	MASS CONCRETE BUILD-UP	CAPPING BEAM	KITCHEN / BATHROOM WET AREA				
SFL 561.915	DOUBLE STEP IN TOP OF SLAB	DOUBLE STEP IN TOP OF SLAB	PLINTH/UPSTAND	EDGE PLINTH/UPSTAND/BUND	SFL	FFL	DEL	PL	SPL	CJ	U	SU	TML	FPJ
STRUCTURAL FLOOR LEVEL	FINISHED FLOOR LEVEL	BULK EXCAVATION LEVEL	DETAILED EXCAVATION LEVEL	TOP OF CAPPING BEAM	PAVING LEVEL	STRUCTURAL PAVING LEVEL	CONSTRUCTION JOINT	PANEL JOINT	ISOLATION JOINT	SAW JOINT	TEMPORARY MOVEMENT FACIA	FORMWORK PANEL JOINT (CLASS 2 CONC)		

- NOTE:**
1. ALL COLUMNS TO BE LOCATED ON CENTRELINE OF GRID UNLESS OTHERWISE NOTED. INDICATIVE PROFILE OF SLAB ONLY. REFER TO ENGINEERS DRAWINGS AND DETAILS FOR FULL EXTENT OF STRUCTURE.
 2. TYPICAL BEAM OR COLUMN UNDER SHOWN AS DASHED LINE, UNLESS NOTED OTHERWISE.
 3. BALCONIES POURED TO FALLS.
 4. BUND WIDTH TO BE 130MM UNLESS NOTED OTHERWISE.
 5. ALL SERVICE PENETRATIONS BELOW 100MM DIAMETER HAVE NOT BEING DOCUMENTED, AS AGREED WITH MERITON SERVICES CONSULTANTS AND MERITON STRUCTURAL ENGINEERS.
 6. VENT RISERS AND MISCELLANEOUS PIPEWORK NOT INDICATED. REFER SERVICES FOR FULL EXTENT OF RISERS. REFER SPECIFICATION FOR TYPES AND HYDRAULIC DWGS.
 7. FOR ALL PRECAST PANEL, MARKING, DOWEL & HOB PLANS REFER TO EVOLUTION PRECAST DRAWINGS.

SERVICES
THE FOLLOWING PENETRATIONS ARE INDICATED TO ASSIST WITH THE SETOUT OF HYDRAULICS / PIPEWORK ELEMENTS WHICH HAVE CRITICAL ARCHITECTURAL SETOUTS. ALL HYDRAULICS ELEMENTS ARE NOT NECESSARILY INDICATED. IT IS THE CONTRACTOR'S RESPONSIBILITY TO ENSURE ALL PENETRATIONS ARE PROVIDED TO DELIVER THE DESIGN INTENT. HYDRAULICS CONTRACTOR TO PROVIDE DIMENSIONED SHOP DRAWINGS BASED ON THESE SETOUTS.

PERIMETER HOBBS TO ALL PENETRATION. REFER TO HOBBS LEGEND FOR APPLICABLE CONDITION.

NOTE: ALL TUNDRISH LOCATION TO BE COORDINATED FROM HYDRAULIC ENGINEERS' DRAWINGS.

SERVICES RISERS

MP	SERVICES PENETRATION	ST / PRESS	NOTE: VENT RISERS AND MISCELLANEOUS SERVICE
MZ	MECH PENETRATION / ZONE	-	PIPEWORK NOT INDICATED. REFER SERVICES FOR FULL EXTENT OF RISERS.
HP	HYDR. PENETRATION / ZONE	S/F	SECURITY FIRE
EP	ELECT PENETRATION / ZONE	SS	SOIL STACK
FP	FIRE PENETRATION / ZONE	NG	MAT. GAS
SUMP	ROOF SUMP / STORMWATER SUMP	TW	TRADE WASTE
	REFUSE CHUTE/WASTE	SW	STORMWATER

HZ1	HYDR. RISER ZONE 235x850	HZ9	HYDR. RISER ZONE 250x650
HZ2	HYDR. RISER ZONE 325x700	HZ10	HYDR. RISER ZONE 200x650
HZ3	HYDR. RISER ZONE 250x650	HZ11	HYDR. RISER ZONE 300x600
HZ4	HYDR. RISER ZONE 700x850	HZ12	HYDR. RISER
HZ5	HYDR. RISER ZONE 180x520	HZ13	HYDR. RISER
HZ6	HYDR. RISER ZONE 620x250	HZ14	HYDR. RISER
HZ7	HYDR. RISER ZONE 620x200	HZ15	HYDR. RISER
HZ8	HYDR. RISER ZONE 200x700	HZ16	HYDR. RISER

BCA certifiers
Date Issued: 14 August 2023
BUILDING APPROVAL is amended under 5.33 of the Building Act 2004. BCA Certifiers Australia Pty Ltd
Approved in accordance with the original conditions of approval dated 01 June 2022

SPT	SPOUT	FLOOR WASTE
OF	BALCONY OVERFLOW TYPE 1, 2, 3	KITCHEN SINK WASTE
DFB	OVERFLOW BELOW	TUNDRISH WASTE
FHR	FIRE HOSE REEL	BASIN / TROUGH WASTE
FR	FIRE HYDRANT	TOILET PAN WASTE
FR	FIRE RISER	BATH TUB WASTE
CA	CHANGE IN ANGLE	RAIN WATER OUTLET
		PLANTER BOX OUTLET

01 LEVEL 01 CONCRETE PROFILE PLAN

REVISION

07	GENERAL UPDATE	AR	16.04.2021
08	GENERAL COORDINATION	AR	02.07.2021
09	GENERAL COORDINATION	AR	16.07.2021
A	ISSUE FOR CONSTRUCTION	AR	03.09.2021
B	STW PIT & FW LEVELS UPDATE	AR	27.09.2021
C	GENERAL COORDINATION	AR	07.10.2021
D	FOR BUILDING APPROVAL	AR	17.12.2021
E	GENERAL COORDINATION UPDATE	AR	27.01.2022

REVISION

F	PRECAST SPIN UP / AMENDED BACKSPANS	AR	03.02.2022
G	CONCRETE PANEL C25 TO SLAB DETAIL	AR	08.02.2022
H	UNIT 108 REVIEW LAYOUT / MECH. HYD COORDINATION	AR	11.02.2022
I	AMENDED SFL LANTERN BEAMS	AR	28.02.2022
J	MERITONS REQUEST / HOB H16 100MM + WET AREA GREYED OUT	AR	24.05.2022
K	NEW KITCHEN TYPE REFERENCE J01.1 AND J01.1	PM	10.06.2022
L	BALCONY HOB REDUCTION UNDER BALCONY DIVING WALLS	PM	04.07.2022
M	GENERAL UPDATE	AR	08.07.2022

QUALITY ASSURANCE (FK IS A CERTIFIED COMPANY TO ISO 9001:2015)

THIS PROJECT IS SUBJECT TO THE FK QUALITY ASSURANCE SYSTEM

SCHEMATIC DESIGN REVIEW FOR THIS PROJECT IS COMPLETE.	DATE OF REVIEW: 01.10.2020
DESIGN DEVELOPMENT REVIEW FOR THIS PROJECT IS COMPLETE.	DATE OF REVIEW: 01.10.2021
TENDER DOCUMENTATION REVIEW FOR THIS PROJECT IS COMPLETE.	DATE OF REVIEW: 11.11.2021
CONSTRUCTION DOCUMENTATION REVIEW FOR THIS DRAWING IS COMPLETE.	DATE OF REVIEW: 18.01.2022

IF THIS DRAWING IS STAMPED UNCONTROLLED COPY THEN IT IS TO BE CONSIDERED A DRAFT. SUBJECT TO REVISION WITHOUT NOTICE

NOTES

THIS DRAWING IS COPYRIGHT AND SHALL REMAIN THE PROPERTY OF FENDER KATSALIDIS (AUST) PTY LTD
CHECK AND VERIFY ALL DIMENSIONS ON SITE PRIOR TO COMMENCING WORK. DRAWING TO BE READ IN CONJUNCTION WITH ALL OTHER CONTRACT DOCUMENTS. DO NOT SCALE DRAWINGS. USE FIGURED DIMENSIONS ONLY. SEEK CLARIFICATION OF INCONSISTENCIES / CONFLICTS.

DRAWN	DATE	CHECKED	PLOT DATE	JOB NO.	SCALE
AR	08.07.2022	PM	08.07.2022	19125	1:100@A1


PROJECT
MERITON SUITES CANBERRA
40 ALLARA ST
CANBERRA ACT 2061

DRAWING TITLE
LEVEL 01 CONCRETE PROFILE PLAN

FENDER KATSALIDIS
WWW.FKAUSTRALIA.COM
L21, 259 GEORGE STREET, SYDNEY
NEW SOUTH WALES 2000 AUSTRALIA
TELEPHONE: +61 2 8216 9500
FENDER KATSALIDIS (AUST) PTY LTD ACN 092 943 032

ISSUE PURPOSE
FOR CONSTRUCTION

REV. **DRAWING NO.**
M **A1101**



HOBBS

H01, H01a, H01b, H01c, H01d, H02, H03, H04, H05, H06, H07, H08, H09, H10, H11 A&B, H12, H13, H14, H15

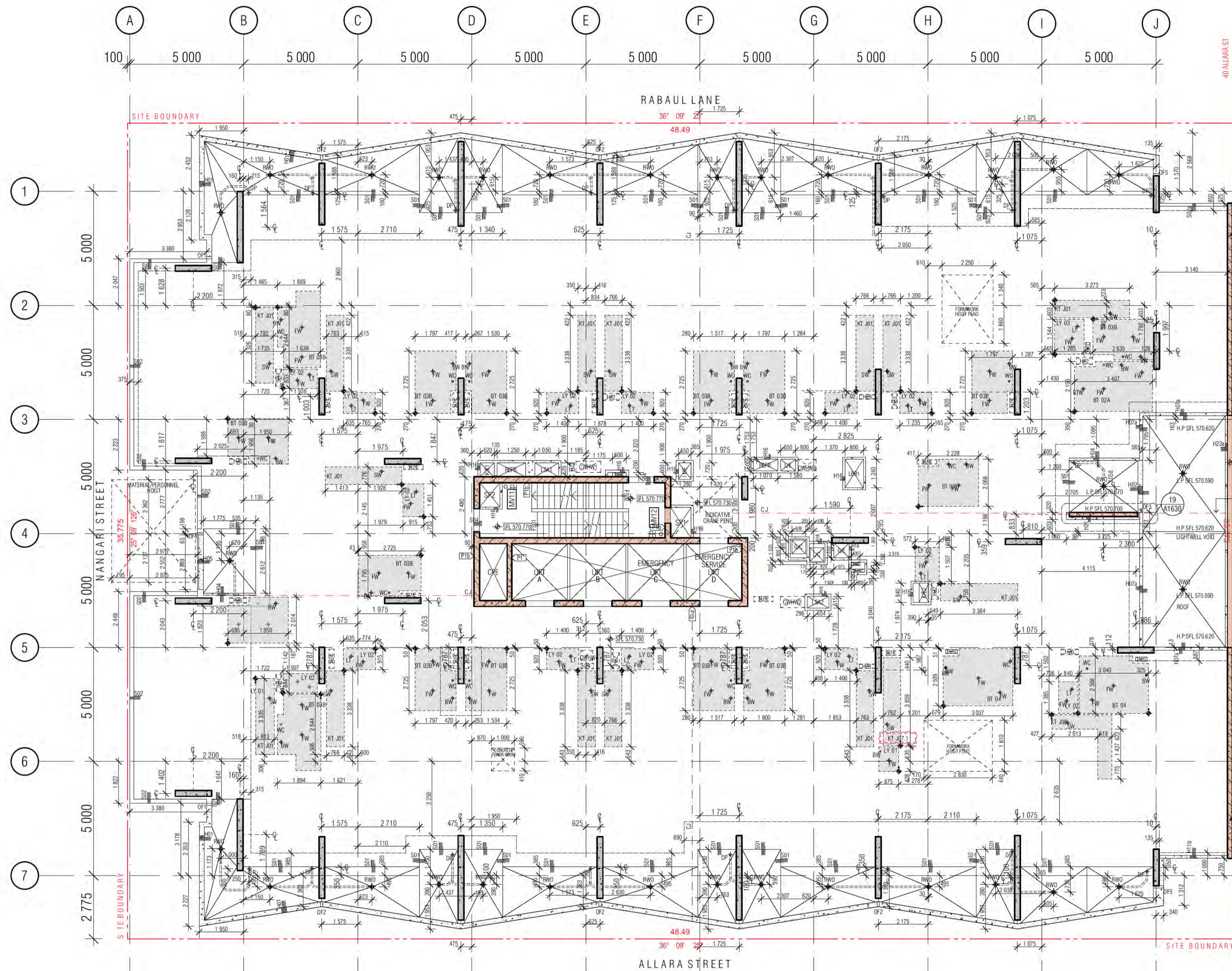
HOBBS

H16, H17, H18, H19, H19a, H20 a&b, H21, H22

SETDOWNS

S01, S02, S03, S04, S05, S06

FOR FULL EXTENT OF HOBBS, SETDOWNS AND OVERFLOWS, REFER DRAWINGS A0080 & A0081



CONCRETE PROFILE LEGEND

WALL HATCHES

- INSITU CONCRETE
- PRECAST CONCRETE
- CONCRETE BUND
- LOW PRECAST

SFL: STRUCTURAL FLOOR LEVEL
 FFL: FINISHED FLOOR LEVEL
 BFL: BULK EXCAVATION LEVEL
 DEL: DETAILED EXCAVATION LEVEL
 TOCB: TOP OF CAPPING BEAM
 PL: PAVING LEVEL
 SPL: STRUCTURAL PAVING LEVEL
 C.J: CONSTRUCTION JOINT
 P.J: PANEL JOINT
 U: ISOLATION JOINT
 S: SAWN JOINT
 T.M.J: TEMPORARY MOVEMENT FACIA
 F.P.J: FORMWORK PANEL JOINT (CLASS 2 CONC)

DENOTES FORMWORK ZONE FOR OFF FORM CONCRETE SOFFIT BELOW
 SECONDARY CONCRETE SLAB
 MASS CONCRETE BUILD-UP
 CAPPING BEAM
 KITCHEN / BATHROOM WET AREA

- NOTE:**
1. ALL COLUMNS TO BE LOCATED ON CENTRELINE OF GRID UNLESS OTHERWISE NOTED. INDICATIVE PROFILE OF SLAB ONLY. REFER TO ENGINEERS DRAWINGS AND DETAILS FOR FULL EXTENT OF STRUCTURE
 2. TYPICAL BEAM OR COLUMN UNDER SHOWN AS DASHED LINE, UNLESS NOTED OTHERWISE
 3. BALCONIES POURED TO FALLS
 4. BUND WIDTH TO BE 150MM UNLESS NOTED OTHERWISE
 5. ALL SERVICE PENETRATIONS BELOW 100MM DIAMETER HAVE NOT BEING DOCUMENTED, AS AGREED WITH MERITON SERVICES CONSULTANTS AND MERITON STRUCTURAL ENGINEERS
 6. VENT RISERS AND MISCELLANEOUS PIPEWORK NOT INDICATED. REFER SERVICES FOR FULL EXTENT OF RISERS. REFER SPECIFICATION FOR TYPES AND HYDRAULIC DWGS
 7. FOR ALL PRECAST PANEL, MARKING, DOWEL & HOB PLANS REFER TO EVOLUTION PRECAST DRAWINGS

SERVICES

THE FOLLOWING PENETRATIONS ARE INDICATED TO ASSIST WITH THE SETOUT OF HYDRAULICS / PIPEWORK ELEMENTS WHICH HAVE CRITICAL ARCHITECTURAL SETOUTS. ALL HYDRAULICS ELEMENTS ARE NOT NECESSARILY INDICATED. IT IS THE CONTRACTORS RESPONSIBILITY TO ENSURE ALL PENETRATIONS ARE PROVIDED TO DELIVER THE DESIGN INTENT. HYDRAULICS CONTRACTOR TO PROVIDE DIMENSIONED SHOP DRAWINGS BASED ON THESE SETOUTS.

PERIMETER HOBBS TO ALL PENETRATION. REFER TO HOBBS LEGEND FOR APPLICABLE CONDITION.

NOTE: ALL TUNDRISH LOCATION TO BE COORDINATED FROM HYDRAULIC ENGINEERS' DRAWINGS

SERVICES RISERS

MECH PENETRATION/ZONE	ST / PRESS	NOTE: VENT RISERS AND MISCELLANEOUS SERVICE
HYDR PENETRATION/ZONE	S/F	SECURITY/ FIRE
ELECT PENETRATION/ZONE	○	STACK RISERS
FIRE PENETRATION/ZONE	SS	SOIL STACK
	NG	NAT. GAS
	TW	TRADE WASTE
	SW	STORMWATER

HYDR. RISER ZONE

HZ1	HYDR. RISER ZONE 235x850	HZ9	HYDR. RISER ZONE 250x650
HZ2	HYDR. RISER ZONE 325x700	HZ10	HYDR. RISER ZONE 200x650
HZ3	HYDR. RISER ZONE 250x650	HZ11	HYDR. RISER ZONE 300x300
HZ4	HYDR. RISER ZONE 700x850	HZ12	HYDR. RISER
HZ5	HYDR. RISER ZONE 180x520	HZ13	HYDR. RISER
HZ6	HYDR. RISER ZONE 620x250	HZ14	HYDR. RISER
HZ7	HYDR. RISER ZONE 620x200	HZ15	HYDR. RISER
HZ8	HYDR. RISER ZONE 200x700	HZ16	HYDR. RISER

WASTE

FLOOR WASTE	FW
KITCHEN SINK WASTE	SW
TUNDRISH WASTE	TW
BASIN / TROUGH WASTE	BW
TOILET PAN WASTE	WC
BATH TUB WASTE	BTW
RAIN WATER OUTLET	RWO
PLANTER BOX OUTLET	PO

OTHER SYMBOLS

- SPT: SPOUT
- OF: BALCONY OVERFLOW TYPE 1, 2, 3
- DFB: OVERFLOW BELOW
- FHR: FIRE HOSE REEL
- FH: FIRE HYDRANT
- FR: FIRE RISER
- CA: CHANGE IN ANGLE

BCA CERTIFIERS

Date Issued: 14 August 2023

BUILDING APPROVAL is amended under S.32 of the Building Act 2004. BCA Certifiers Australia Pty Ltd

Sch 2.2(a)(ii)

01 LEVEL 02 CONCRETE PROFILE PLAN

REVISION

05	TENDER ISSUE	AR	05.03.2021
06	FOR INFORMATION	AR	22.03.2021
07	GENERAL UPDATE	AR	16.04.2021
08	GENERAL COORDINATION	AR	16.07.2021
09	GENERAL COORDINATION	AR	03.09.2021
10	LB01 MECHANICAL UPDATE	AR	27.09.2021
11	GENERAL COORDINATION	AR	07.10.2021
A	FOR BUILDING APPROVAL	AR	17.12.2021

REVISION

B	GENERAL COORDINATION UPDATE	AR	27.01.2022
C	PRECAST SPIN UP AMENDED BACKSPANS	AR	03.02.2022
D	CONCRETE PANEL C25 TO SLAB DETAIL	AR	08.02.2022
E	ACCESSIBLE HOTEL SUITE SINK AND TROUGH RELOCATION	PM	15.03.2022
F	COORDINATION WITH WINDOW SUBCONTRACTOR	AR	30.03.2022
G	MERITONS REQUEST HOB H16 100MM + WET AREA GREYED OUT	AR	24.05.2022
H	NEW KITCHEN TYPE REFERENCE J01.1 AND J01.1	PM	10.06.2022
I	GENERAL UPDATE	AR	08.07.2022

QUALITY ASSURANCE (FK IS A CERTIFIED COMPANY TO ISO 9001:2015)

THIS PROJECT IS SUBJECT TO THE FK QUALITY ASSURANCE SYSTEM

- SCHEMATIC DESIGN REVIEW FOR THIS PROJECT IS COMPLETE. DATE OF REVIEW: 01.10.2020
- DESIGN DEVELOPMENT REVIEW FOR THIS PROJECT IS COMPLETE. DATE OF REVIEW: 01.10.2021
- TENDER DOCUMENTATION REVIEW FOR THIS PROJECT IS COMPLETE. DATE OF REVIEW: 11.11.2021
- CONSTRUCTION DOCUMENTATION REVIEW FOR THIS DRAWING IS COMPLETE. DATE OF REVIEW: 18.01.2022

IF THIS DRAWING IS STAMPED UNCONTROLLED COPY THEN IT IS TO BE CONSIDERED A DRAFT. SUBJECT TO REVISION WITHOUT NOTICE

NOTES

THIS DRAWING IS COPYRIGHT AND SHALL REMAIN THE PROPERTY OF FENDER KATSAIDIS (AUST) PTY LTD. CHECK AND VERIFY ALL DIMENSIONS ON SITE PRIOR TO COMMENCING WORK. DRAWING TO BE READ IN CONJUNCTION WITH ALL OTHER CONTRACT DOCUMENTS. DO NOT SCALE DRAWINGS. USE FIGURED DIMENSIONS ONLY. SEEK CLARIFICATION OF INCONSISTENCIES / CONFLICTS.

DRAWN	DATE	CHECKED	PLOT DATE	JOB NO.	SCALE
AR	08.07.2022	PM	08.07.2022	19125	1:100@A1

PROJECT

MERITON SUITES CANBERRA
40 ALLARA ST
CANBERRA ACT 2061

DRAWING TITLE

LEVEL 02 CONCRETE PROFILE PLAN

FENDER KATSAIDIS

WWW.FKAUSTRALIA.COM
L21, 259 GEORGE STREET, SYDNEY
NEW SOUTH WALES 2000 AUSTRALIA
TELEPHONE: +61 2 8216 9500
FENDER KATSAIDIS (AUST) PTY LTD ACN 092 943 032

ISSUE PURPOSE


FOR CONSTRUCTION

REV.

I

DRAWING NO.

A1102



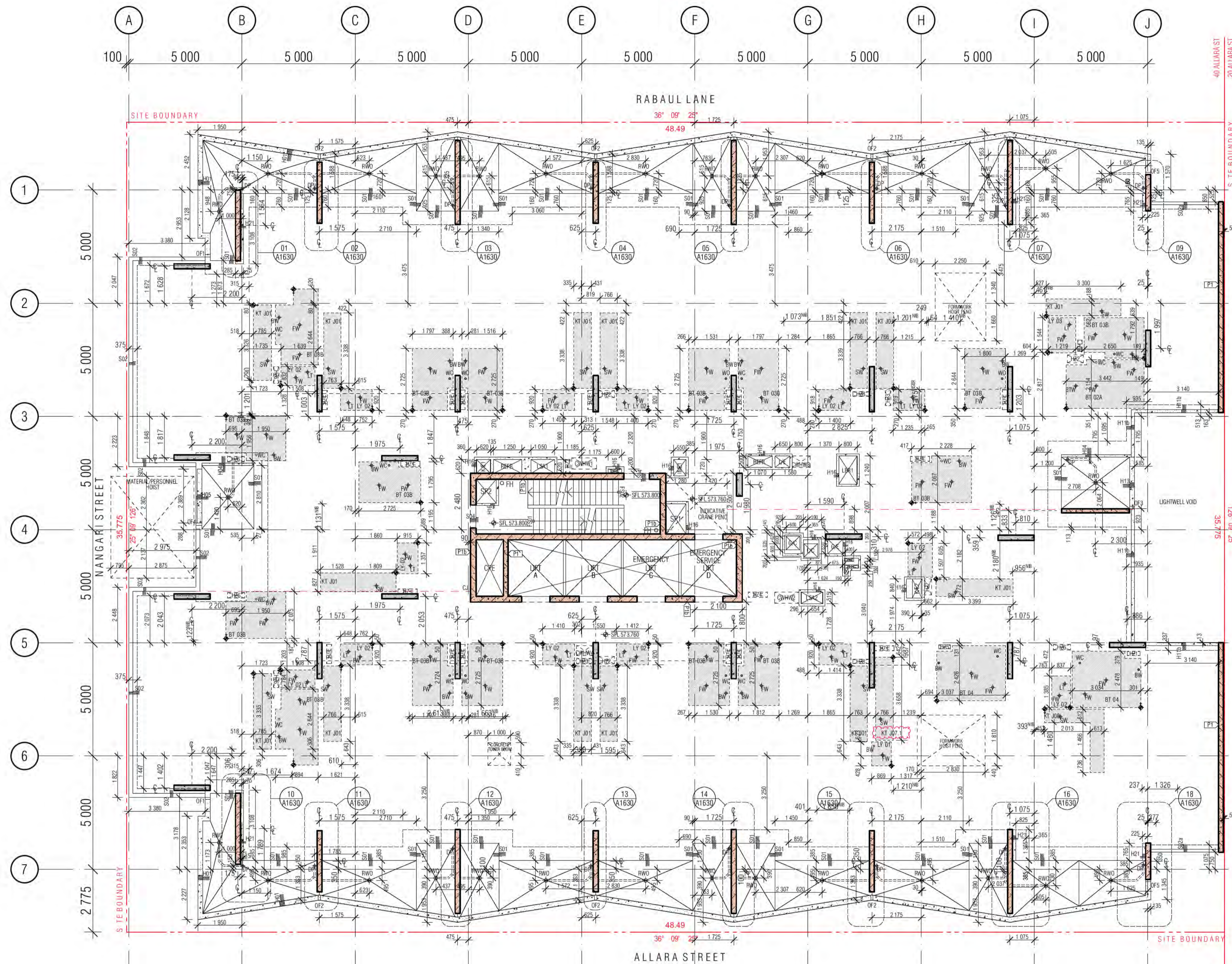
HOBBS

- H01
- H01a
- H01b
- H01c
- H01d
- H02
- H03
- H04
- H05
- H06
- H07
- H08
- H09
- H10
- H11 A&B
- H12
- H13
- H14
- H15

SETDOWNS

- H16
- H17
- H18
- H19
- H19a
- H20 a&b
- H21
- H22
- S01
- S02
- S03
- S04
- S05
- S06

FOR FULL EXTENT OF HOBBS, SETDOWNS AND OVERFLOWS, REFER DRAWINGS A0080 & A0081



CONCRETE PROFILE LEGEND

WALL HATCHES

- INSITU CONCRETE
- PRECAST CONCRETE
- CONCRETE BUND
- LOW PRECAST

DENOTES FORMWORK ZONE FOR OFF FORM CONCRETE SOFFIT BELOW
 SECONDARY CONCRETE SLAB
 MASS CONCRETE BUILD-UP
 CAPPING BEAM
 KITCHEN / BATHROOM WET AREA

SFL: STRUCTURAL FLOOR LEVEL
 FFL: FINISHED FLOOR LEVEL
 BEL: BULK EXCAVATION LEVEL
 DEL: TOP OF EXCAVATION LEVEL
 TOCB: TOP OF CAPPING BEAM
 PL: PAVING LEVEL
 SPL: STRUCTURAL PAWING LEVEL
 CJ: CONSTRUCTION JOINT
 PJ: PANEL JOINT
 U: ISOLATION JOINT
 SJ: SAWN JOINT
 TMJ: TEMPORARY MOVEMENT FACIA
 FPJ: FORMWORK PANEL JOINT (CLASS 2 CONC)

NOTE:

- ALL COLUMNS TO BE LOCATED ON CENTRELINE OF GRID UNLESS OTHERWISE NOTED. INDICATIVE PROFILE OF SLAB ONLY. REFER TO ENGINEERS DRAWINGS AND DETAILS FOR FULL EXTENT OF STRUCTURE.
- TYPICAL BEAM OR COLUMN UNDER SHOWN AS DASHED LINE, UNLESS NOTED OTHERWISE.
- BALCONIES POURED TO FALLS.
- BUND WIDTH TO BE 130MM UNLESS NOTED OTHERWISE.
- ALL SERVICE PENETRATIONS BELOW 100MM DIAMETER HAVE NOT BEING DOCUMENTED, AS AGREED WITH MERITON SERVICES CONSULTANTS AND MERITON STRUCTURAL ENGINEERS.
- VENT RISERS AND MISCELLANEOUS PIPEWORK NOT INDICATED. REFER SERVICES FOR FULL EXTENT OF RISERS. REFER SPECIFICATION FOR TYPES AND HYDRAULIC DWGS.
- FOR ALL PRECAST PANEL, MARKING, DOWEL & HOB PLANS REFER TO EVOLUTION PRECAST DRAWINGS.

SERVICES

THE FOLLOWING PENETRATIONS ARE INDICATED TO ASSIST WITH THE SETOUT OF HYDRAULICS / PIPEWORK ELEMENTS WHICH HAVE CRITICAL ARCHITECTURAL SETOUTS. ALL HYDRAULIC ELEMENTS ARE NOT NECESSARILY INDICATED. IT IS THE CONTRACTORS RESPONSIBILITY TO ENSURE ALL PENETRATIONS ARE PROVIDED TO DELIVER THE DESIGN INTENT. HYDRAULICS CONTRACTOR TO PROVIDE DIMENSIONED SHOP DRAWINGS BASED ON THESE SETOUTS.

PERIMETER HOBBS TO ALL PENETRATION REFER TO HOBBS LEGEND FOR APPLICABLE CONDITION.

NOTE: ALL TUNDRISH LOCATION TO BE COORDINATED FROM HYDRAULIC ENGINEERS DRAWINGS.

SERVICES RISERS

MP	SERVICES PENO	ST / PRESS	NOTE: VENT RISERS AND MISCELLANEOUS SERVICE
MZ	MECH PENETRATION/ZONE	- STAIR PRESSURE	PIPEWORK NOT INDICATED. REFER SERVICES FOR FULL EXTENT OF RISERS.
HP	HYDR. PENETRATION/ZONE	S/F	SECURITY/ FIRE
EP	ELECT PENETRATION/ZONE	CS	STACK RISERS
FP	FIRE PENETRATION/ZONE	SS	SOIL STACK
SUMP	ROOF SUMP / STORMWATER SUMP	NG	MAT. GAS
	REFUSE CHUTE/WASTE	TW	TRADE WASTE
		SW	STORMWATER

HZ1	HYDR. RISER ZONE 235x850	HZ9	HYDR. RISER ZONE 250x650
HZ2	HYDR. RISER ZONE 325x700	HZ10	HYDR. RISER ZONE 200x650
HZ3	HYDR. RISER ZONE 250x650	HZ11	HYDR. RISER ZONE 300x600
HZ4	HYDR. RISER ZONE 700x850	HZ12	HYDR. RISER
HZ5	HYDR. RISER ZONE 180x520	HZ13	HYDR. RISER
HZ6	HYDR. RISER ZONE 620x250	HZ14	HYDR. RISER
HZ7	HYDR. RISER ZONE 620x200	HZ15	HYDR. RISER
HZ8	HYDR. RISER ZONE 200x700	HZ16	HYDR. RISER

BCA certifiers

Date Issued: 14 August 2023

BUILDING APPROVAL is amended under S.32 of the Building Act 2004. BCA Certifiers Australia Pty Ltd

Sch 2.2(a)(ii)

(NATIONAL AC BED LINES) Approved in subject to the original conditions of approval dated 01 June 2022

SPT	SPOUT	FW	FLOOR WASTE
OF	BALCONY OVERFLOW TYPE 1, 2, 3	SW	KITCHEN SINK WASTE
DFB	OVERFLOW BELOW	TW	TUNDRISH WASTE
FHR	FIRE HOSE REEL	BW	BASIN / TROUGH WASTE
FR	FIRE HYDRANT	WC	TOILET PAN WASTE
FR	FIRE RISER	BTW	BATH TUB WASTE
CA	CHANGE IN ANGLE	RWO	RAIN WATER OUTLET
		PO	PLANTER BOX OUTLET
		PL	CAST IN SLAB
		PL	PFL PAVING LIGHT
		TOW	TOP OF WALL

01 LEVEL 03 CONCRETE PROFILE PLAN

REVISION

04	COORDINATION UPDATE	AR	19.02.2021
05	TENDER ISSUE	AR	05.03.2021
06	FOR INFORMATION	AR	22.03.2021
07	GENERAL UPDATE	AR	16.04.2021
08	GENERAL COORDINATION	AR	16.07.2021
09	GENERAL COORDINATION	AR	03.09.2021
10	LBRI MECHANICAL UPDATE	AR	27.09.2021
11	GENERAL COORDINATION	AR	07.10.2021

REVISION

A	FOR BUILDING APPROVAL	AR	17.12.2021
B	GENERAL COORDINATION UPDATE	AR	27.01.2022
C	PRECAST SPW UP AMENDED BACKSPANS	AR	03.02.2022
D	ACCESSIBLE HOTEL SUITE SINK AND TROUGH RELOCATION	PM	15.03.2022
E	COORDINATION WITH WINDOW SUBCONTRACTOR	AR	30.03.2022
F	MERITONS REQUEST HOB H16 100MM + WET AREA GREYED OUT	AR	24.05.2022
G	NEW KITCHEN TYPE REFERENCE J01.1 AND J07.1	PM	10.06.2022
H	GENERAL UPDATE	AR	08.07.2022

QUALITY ASSURANCE (FK IS A CERTIFIED COMPANY TO ISO 9001:2015)

THIS PROJECT IS SUBJECT TO THE FK QUALITY ASSURANCE SYSTEM

- SCHEMATIC DESIGN REVIEW FOR THIS PROJECT IS COMPLETE. DATE OF REVIEW: 01.10.2020
- DESIGN DEVELOPMENT REVIEW FOR THIS PROJECT IS COMPLETE. DATE OF REVIEW: 01.10.2021
- TENDER DOCUMENTATION REVIEW FOR THIS PROJECT IS COMPLETE. DATE OF REVIEW: 11.11.2021
- CONSTRUCTION DOCUMENTATION REVIEW FOR THIS PROJECT IS COMPLETE. DATE OF REVIEW: 18.01.2022

IF THIS DRAWING IS STAMPED UNCONTROLLED COPY THEN IT IS TO BE CONSIDERED A DRAFT. SUBJECT TO REVISION WITHOUT NOTICE

NOTES

THIS DRAWING IS COPYRIGHT AND SHALL REMAIN THE PROPERTY OF FENDER KATSAIDIS (AUST) PTY LTD. CHECK AND VERIFY ALL DIMENSIONS ON SITE PRIOR TO COMMENCING WORK. DRAWING TO BE READ IN CONJUNCTION WITH ALL OTHER CONTRACT DOCUMENTS. DO NOT SCALE DRAWINGS. USE FIGURED DIMENSIONS ONLY. SEEK CLARIFICATION OF INCONSISTENCIES / CONFLICTS.

DRAWN	DATE	CHECKED	PLOT DATE	JOB NO.	SCALE
AR	08.07.2022	PM	08.07.2022	19125	1:100@A1

PROJECT

MERITON SUITES CANBERRA
40 ALLARA ST
CANBERRA ACT 2061

DRAWING TITLE

LEVEL 03 CONCRETE PROFILE PLAN

FENDER KATSAIDIS
WWW.FKAUSTRALIA.COM
L21, 259 GEORGE STREET, SYDNEY
NEW SOUTH WALES 2000 AUSTRALIA
TELEPHONE: +61 2 8216 9500
FENDER KATSAIDIS (AUST) PTY LTD ACN 092 943 032

ISSUE PURPOSE


FOR CONSTRUCTION

REV.

H

DRAWING NO.

A1103



HOB

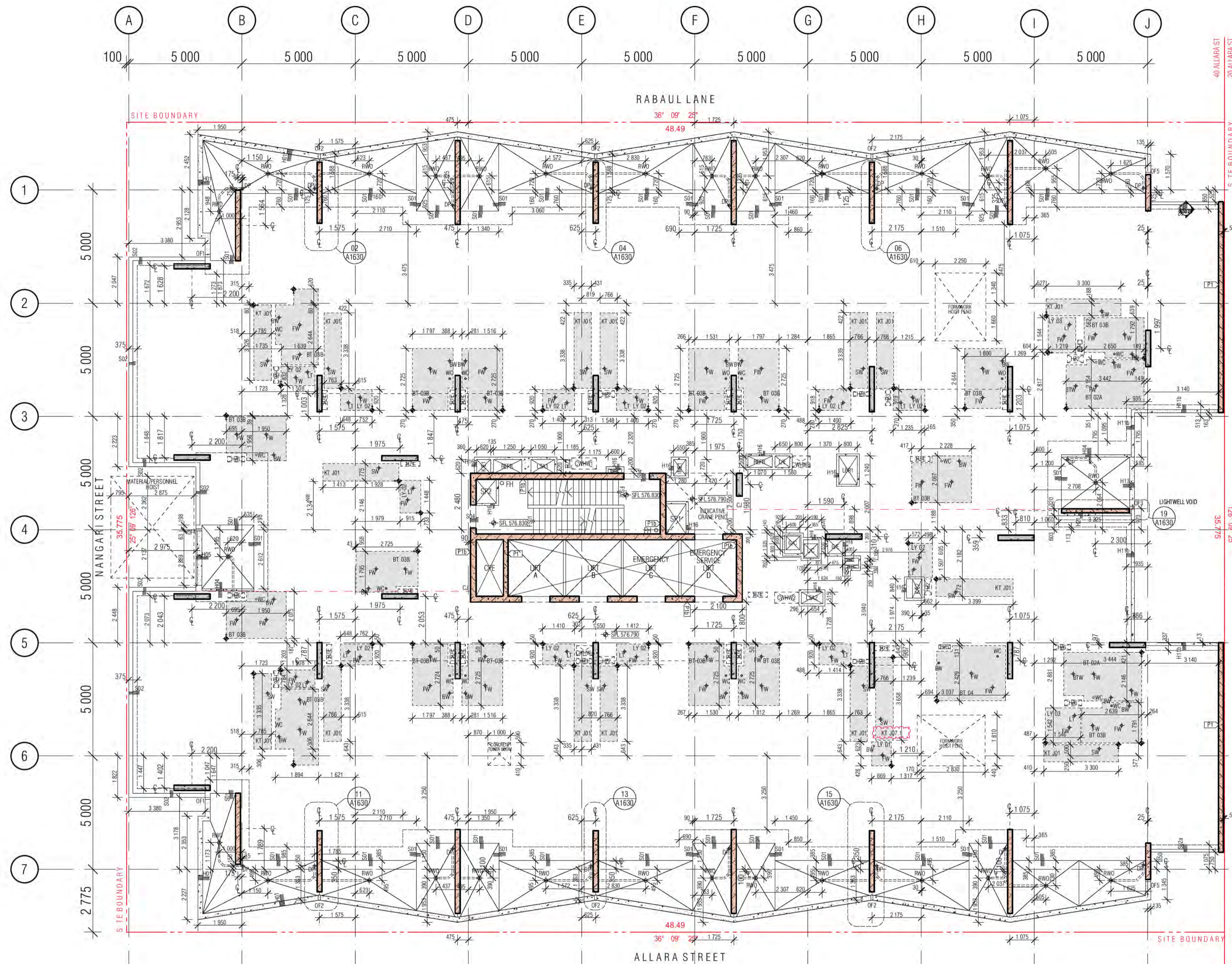
H01, H01a, H01b, H01c, H01d, H02, H03, H04, H05, H06, H07, H08, H09, H10, H11 A&B, H12, H13, H14, H15

H16, H17, H18, H19, H19a, H20 a&b, H21, H22

SETDOWNS

S01, S02, S03, S04, S05, S06

FOR FULL EXTENT OF HOB, SETDOWNS AND OVERFLOWS, REFER DRAWINGS A0080 & A0081



CONCRETE PROFILE LEGEND

WALL HATCHES

- INSITU CONCRETE
- PRECAST CONCRETE
- CONCRETE BUND
- LOW PRECAST

DENOTES FORMWORK ZONE FOR OFF FORM CONCRETE SOFFIT BELOW
 SECONDARY CONCRETE SLAB
 MASS CONCRETE BUILD-UP
 CAPPING BEAM
 KITCHEN / BATHROOM WET AREA

SFL: STRUCTURAL FLOOR LEVEL
 FFL: FINISHED FLOOR LEVEL
 BEL: BULK EXCAVATION LEVEL
 DEL: DETAILED EXCAVATION LEVEL
 TOCB: TOP OF CAPPING BEAM
 PL: PAVING LEVEL
 SPL: STRUCTURAL PAWING LEVEL
 CJ: CONSTRUCTION JOINT
 PJ: PANEL JOINT
 U: ISOLATION JOINT
 SU: SAWIN JOINT
 TMU: TEMPORARY MOVEMENT FACIA
 FPJ: FORMWORK PANEL JOINT (CLASS 2 CONC)

NOTE:

- ALL COLUMNS TO BE LOCATED ON CENTRELINE OF GRID UNLESS OTHERWISE NOTED. INDICATIVE PROFILE OF SLAB ONLY. REFER TO ENGINEERS DRAWINGS AND DETAILS FOR FULL EXTENT OF STRUCTURE.
- TYPICAL BEAM OR COLUMN UNDER SHOWN AS DASHED LINE, UNLESS NOTED OTHERWISE.
- BALCONIES POURED TO FALLS.
- BUND WIDTH TO BE 130MM UNLESS NOTED OTHERWISE.
- ALL SERVICE PENETRATIONS BELOW 100MM DIAMETER HAVE NOT BEING DOCUMENTED, AS AGREED WITH MERITON SERVICES CONSULTANTS AND MERITON STRUCTURAL ENGINEERS.
- VENT RISERS AND MISCELLANEOUS PIPEWORK NOT INDICATED. REFER SERVICES FOR FULL EXTENT OF RISERS. REFER SPECIFICATION FOR TYPES AND HYDRAULIC DWGS.
- FOR ALL PRECAST PANEL, MARKING, DOWEL & HOB PLANS REFER TO EVOLUTION PRECAST DRAWINGS.

SERVICES

THE FOLLOWING PENETRATIONS ARE INDICATED TO ASSIST WITH THE SETOUT OF HYDRAULICS / PIPEWORK ELEMENTS WHICH HAVE CRITICAL ARCHITECTURAL SETOUTS. ALL HYDRAULICS ELEMENTS ARE NOT NECESSARILY INDICATED. IT IS THE CONTRACTORS RESPONSIBILITY TO ENSURE ALL PENETRATIONS ARE PROVIDED TO DELIVER THE DESIGN INTENT. HYDRAULICS CONTRACTOR TO PROVIDE DIMENSIONED SHOP DRAWINGS BASED ON THESE SETOUTS.

PERIMETER HOB TO ALL PENETRATION. REFER TO HOB LEGEND FOR APPLICABLE CONDITION.

NOTE: ALL TUNDRISH LOCATION TO BE COORDINATED FROM HYDRAULIC ENGINEERS' DRAWINGS.

SERVICES RISERS

MECH PENETRATION/ZONE	ST / PRESS	NOTE: VENT RISERS AND MISCELLANEOUS SERVICE
HYDR. PENETRATION/ZONE	S/F	SECURITY/ FIRE
ELECT PENETRATION/ZONE	CS	STACK RISERS
FIRE PENETRATION/ZONE	SS	SOIL STACK
ROOF SUMP / STORMWATER SUMP	NG	MAT. GAS
REFUSE CHUTE/WASTE	TW	TRADE WASTE
	SW	STORMWATER

HYDR. RISER ZONE 235x850	H29	HYDR. RISER ZONE 250x650
HYDR. RISER ZONE 325x700	H30	HYDR. RISER ZONE 200x650
HYDR. RISER ZONE 250x650	H31	HYDR. RISER ZONE 300x600
HYDR. RISER ZONE 700x850	H32	HYDR. RISER
HYDR. RISER ZONE 180x520	H33	HYDR. RISER
HYDR. RISER ZONE 620x250	H34	HYDR. RISER
HYDR. RISER ZONE 620x200	H35	HYDR. RISER
HYDR. RISER ZONE 200x700	H36	HYDR. RISER

SPT - SPOUT

DF - BALCONY OVERFLOW TYPE 1, 2, 3

DFB - OVERFLOW BELOW

FHR - FIRE HOSE REEL

FR - FIRE HYDRANT

FR - FIRE RISER

CA - CHANGE IN ANGLE

FW - FLOOR WASTE

SW - KITCHEN SINK WASTE

TW - TUNDRISH WASTE

BW - BASIN / TROUGH WASTE

WC - TOILET PAN WASTE

BTW - BATH TUB WASTE

RWO - RAIN WATER OUTLET

PO - PLANTER BOX OUTLET

IO - ID

PD - PD

DP - DP

SDI - SDI

CAST IN SLAB

OPL - PAVING LIGHT

TOW - TOP OF WALL

BCA certifiers

Date Issued: 14 August 2023

BUILDING APPROVAL is amended under S.32 of the Building Act 2004. BCA Certifiers Australia Pty Ltd

Sch 2.2(a)(ii)

(NATIONAL AC BED LINES) Approval is subject to the original conditions of approval dated 01 June 2022

01 LEVEL 04 CONCRETE PROFILE PLAN

REVISION

04	COORDINATION UPDATE	AR	19.02.2021
05	TENDER ISSUE	AR	05.03.2021
06	FOR INFORMATION	AR	22.03.2021
07	GENERAL UPDATE	AR	16.04.2021
08	GENERAL COORDINATION	AR	16.07.2021
09	GENERAL COORDINATION	AR	03.09.2021
10	LBRI - MECHANICAL UPDATE	AR	27.09.2021
11	GENERAL COORDINATION	AR	07.10.2021

REVISION

A	FOR BUILDING APPROVAL	AR	17.12.2021
B	GENERAL COORDINATION UPDATE	AR	27.01.2022
C	PRECAST SPIN UP AMENDED BACKSPANS	AR	03.02.2022
D	CONCRETE PANEL C25 TO SLAB DETAIL	AR	08.02.2022
E	COORDINATION WITH WINDOW SUBCONTRACTOR	AR	30.03.2022
F	MERITONS REQUEST HOB H16 100MM + WET AREA GREYED OUT	AR	24.05.2022
G	NEW KITCHEN TYPE REFERENCE J01.1 AND J07.1	PM	10.06.2022
H	GENERAL UPDATE	AR	08.07.2022

QUALITY ASSURANCE (FK IS A CERTIFIED COMPANY TO ISO 9001:2015)

THIS PROJECT IS SUBJECT TO THE FK QUALITY ASSURANCE SYSTEM

- SCHEMATIC DESIGN REVIEW FOR THIS PROJECT IS COMPLETE. DATE OF REVIEW: 01.10.2020
- DESIGN DEVELOPMENT REVIEW FOR THIS PROJECT IS COMPLETE. DATE OF REVIEW: 01.10.2021
- TENDER DOCUMENTATION REVIEW FOR THIS PROJECT IS COMPLETE. DATE OF REVIEW: 11.11.2021
- CONSTRUCTION DOCUMENTATION REVIEW FOR THIS DRAWING IS COMPLETE. DATE OF REVIEW: 18.01.2022

IF THIS DRAWING IS STAMPED UNCONTROLLED COPY THEN IT IS TO BE CONSIDERED A DRAFT. SUBJECT TO REVISION WITHOUT NOTICE

NOTES

THIS DRAWING IS COPYRIGHT AND SHALL REMAIN THE PROPERTY OF FENDER KATSAIDIS (AUST) PTY LTD

CHECK AND VERIFY ALL DIMENSIONS ON SITE PRIOR TO COMMENCING WORK. DRAWING TO BE READ IN CONJUNCTION WITH ALL OTHER CONTRACT DOCUMENTS. DO NOT SCALE DRAWINGS. USE FIGURED DIMENSIONS ONLY. SEEK CLARIFICATION OF INCONSISTENCIES / CONFLICTS.

DRAWN AR **DATE** 08.07.2022 **CHECKED** PM **PLOT DATE** 08.07.2022 **JOB NO.** 19125 **SCALE** 1:100@A1

PROJECT

MERITON SUITES CANBERRA
40 ALLARA ST
CANBERRA ACT 2061

DRAWING TITLE

LEVEL 04 CONCRETE PROFILE PLAN

FENDER KATSAIDIS

WWW.FKAUSTRALIA.COM
L21, 259 GEORGE STREET, SYDNEY
NEW SOUTH WALES 2000 AUSTRALIA
TELEPHONE: +61 2 8216 9500
FENDER KATSAIDIS (AUST) PTY LTD ACN 092 943 032

ISSUE PURPOSE

FOR CONSTRUCTION

REV. H **DRAWING NO.** A1104



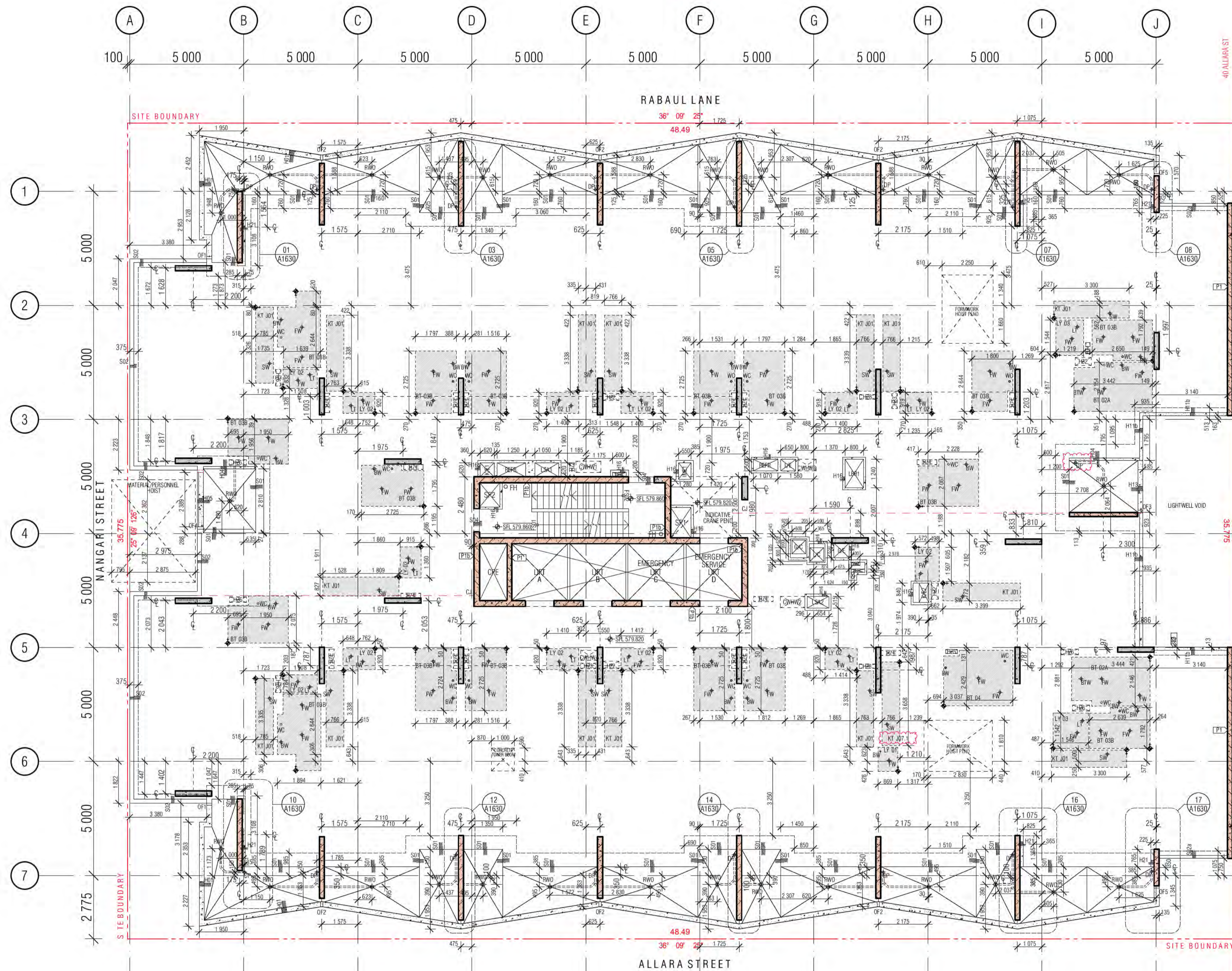
HOBBS

- H01
- H01a
- H01b
- H01c
- H01d
- H02
- H03
- H04
- H05
- H06
- H07
- H08
- H09
- H10
- H11 A&B
- H12
- H13
- H14
- H15

SETDOWNS

- H16
- H17
- H18
- H19
- H19a
- H20 a&b
- H21
- H22
- S01
- S02
- S03
- S04
- S05
- S06

FOR FULL EXTENT OF HOBBS, SETDOWNS AND OVERFLOWS, REFER DRAWINGS A0080 & A0081



CONCRETE PROFILE LEGEND

WALL HATCHES

- INSITU CONCRETE
- PRECAST CONCRETE
- CONCRETE BUND
- LOW PRECAST

OTHER HATCHES:

- INDICATES FORMWORK ZONE FOR OFF FORM CONCRETE SOFFIT BELOW
- SECONDARY CONCRETE SLAB
- MASS CONCRETE BUILD-UP
- CAPPING BEAM
- KITCHEN / BATHROOM WET AREA

LEVELS:

- SFL 561.915
- STEP IN TOP OF SLAB
- DOUBLE STEP IN TOP OF SLAB
- PLINTH/UPSTAND
- EDGE PLINTH/UPSTAND/BUND

LEVELS (continued):

- SFL: STRUCTURAL FLOOR LEVEL
- FFL: FINISHED FLOOR LEVEL
- BEL: BULK EXCAVATION LEVEL
- DEL: DETAILED EXCAVATION LEVEL
- TOCB: TOP OF CAPPING BEAM
- PL: PAVING LEVEL
- SPL: STRUCTURAL PAWING LEVEL
- CJ: CONSTRUCTION JOINT
- PJ: PANEL JOINT
- U: ISOLATION JOINT
- SU: SAWIN JOINT
- TMJ: TEMPORARY MOVEMENT FACIA
- FPJ: FORMWORK PANEL JOINT (CLASS 2 CONC)

NOTE:

- ALL COLUMNS TO BE LOCATED ON CENTRELINE OF GRID UNLESS OTHERWISE NOTED. INDICATIVE PROFILE OF SLAB ONLY. REFER TO ENGINEERS DRAWINGS AND DETAILS FOR FULL EXTENT OF STRUCTURE.
- TYPICAL BEAM OR COLUMN UNDER SHOWN AS DASHED LINE, UNLESS NOTED OTHERWISE.
- BALCONIES POURED TO FALLS.
- BUND WIDTH TO BE 130MM UNLESS NOTED OTHERWISE.
- ALL SERVICE PENETRATIONS BELOW 100MM DIAMETER HAVE NOT BEING DOCUMENTED, AS AGREED WITH MERITON SERVICES CONSULTANTS AND MERITON STRUCTURAL ENGINEERS.
- VENT RISERS AND MISCELLANEOUS PIPEWORK NOT INDICATED. REFER SERVICES FOR FULL EXTENT OF RISERS. REFER SPECIFICATION FOR TYPES AND HYDRAULIC DWGS.
- FOR ALL PRECAST PANEL, MARKING, DOWEL & HOB PLANS REFER TO EVOLUTION PRECAST DRAWINGS.

SERVICES

THE FOLLOWING PENETRATIONS ARE INDICATED TO ASSIST WITH THE SETOUT OF HYDRAULICS / PIPEWORK ELEMENTS WHICH HAVE CRITICAL ARCHITECTURAL SETOUTS. ALL HYDRAULICS ELEMENTS ARE NOT NECESSARILY INDICATED. IT IS THE CONTRACTORS RESPONSIBILITY TO ENSURE ALL PENETRATIONS ARE PROVIDED TO DELIVER THE DESIGN INTENT. HYDRAULICS CONTRACTOR TO PROVIDE DIMENSIONED SHOP DRAWINGS BASED ON THESE SETOUTS.

PERIMETER HOBBS TO ALL PENETRATION REFER TO HOBBS LEGEND FOR APPLICABLE CONDITION.

NOTE: ALL TUNDRISH LOCATION TO BE COORDINATED FROM HYDRAULIC ENGINEERS DRAWINGS.

SERVICES RISERS

MECH PENETRATION/ZONE	ST / PRESS	NOTE: VENT RISERS AND MISCELLANEOUS SERVICE
HYDR. PENETRATION/ZONE	S/F	SECURITY FIRE
ELECT PENETRATION/ZONE	CS	STACK RISERS
FIRE PENETRATION/ZONE	SS	SOIL STACK
ROOF SUMP / STORMWATER SUMP	NG	MAT. GAS
REFUSE CHUTE/WASTE	TW	TRADE WASTE
	SW	STORMWATER

HYDR. RISER ZONE 235x850	H29	HYDR. RISER ZONE 250x650
HYDR. RISER ZONE 325x700	H210	HYDR. RISER ZONE 200x650
HYDR. RISER ZONE 250x650	H211	HYDR. RISER ZONE 300x600
HYDR. RISER ZONE 700x850	H212	HYDR. RISER
HYDR. RISER ZONE 180x520	H213	HYDR. RISER
HYDR. RISER ZONE 620x250	H214	HYDR. RISER
HYDR. RISER ZONE 620x200	H215	HYDR. RISER
HYDR. RISER ZONE 200x700	H216	HYDR. RISER

BCA certifiers

Date Issued: 14 August 2023

BUILDING APPROVAL is amended under S.32 of the Building Act 2004. BCA Certifiers Australia Pty Ltd

Sch 2.2(a)(ii)

FOR FULL EXTENT OF HOBBS, SETDOWNS AND OVERFLOWS, REFER DRAWINGS A0080 & A0081

SPT - SPOUT

DF - BALCONY OVERFLOW TYPE 1, 2, 3

DFB - OVERFLOW BELOW

FHR - FIRE HOSE REEL

FR - FIRE HYDRANT

FR - FIRE RISER

CA - CHANGE IN ANGLE

FLOOR WASTE

KITCHEN SINK WASTE

TUNDRISH WASTE

BASIN / TROUGH WASTE

TOILET PAN WASTE

BATH TUB WASTE

RAIN WATER OUTLET

PLANTER BOX OUTLET

IO - FLOOR WASTE

PD - KITCHEN SINK WASTE

DP - TUNDRISH WASTE

SDI - BASIN / TROUGH WASTE

S - TOILET PAN WASTE

BTW - BATH TUB WASTE

RWO - RAIN WATER OUTLET

PO - PLANTER BOX OUTLET

CAST IN SLAB

PL - PAVING LIGHT

TOW - TOP OF WALL

01 LEVEL 05 CONCRETE PROFILE PLAN

BIMcloud: FRBIMCLOUD BIMcloud19125 40 Allara St Canberra\00 MODEL\00 CD\BIM MODEL\19125 General

REVISION	NO.	DESCRIPTION	DATE	BY
04	COORDINATION UPDATE	AR	19.02.2021	A
05	TENDER ISSUE	AR	05.03.2021	B
06	FOR INFORMATION	AR	22.03.2021	C
07	GENERAL UPDATE	AR	16.04.2021	D
08	GENERAL COORDINATION	AR	16.07.2021	E
09	GENERAL COORDINATION	AR	03.09.2021	F
10	LBRI MECHANICAL UPDATE	AR	27.09.2021	G
11	GENERAL COORDINATION	AR	07.10.2021	H

QUALITY ASSURANCE (FK IS A CERTIFIED COMPANY TO ISO 9001:2015)

THIS PROJECT IS SUBJECT TO THE FK QUALITY ASSURANCE SYSTEM

SCHEMATIC DESIGN REVIEW FOR THIS PROJECT IS COMPLETE.	DATE OF REVIEW: 01.10.2020
DESIGN DEVELOPMENT REVIEW FOR THIS PROJECT IS COMPLETE.	DATE OF REVIEW: 01.10.2021
TENDER DOCUMENTATION REVIEW FOR THIS PROJECT IS COMPLETE.	DATE OF REVIEW: 11.11.2021
CONSTRUCTION DOCUMENTATION REVIEW FOR THIS DRAWING IS COMPLETE.	DATE OF REVIEW: 18.01.2022

IF THIS DRAWING IS STAMPED UNCONTROLLED COPY THEN IT IS TO BE CONSIDERED A DRAFT. SUBJECT TO REVISION WITHOUT NOTICE.

NOTES

THIS DRAWING IS COPYRIGHT AND SHALL REMAIN THE PROPERTY OF FENDER KATSAIDIS (AUST) PTY LTD. CHECK AND VERIFY ALL DIMENSIONS ON SITE PRIOR TO COMMENCING WORK. DRAWING TO BE READ IN CONJUNCTION WITH ALL OTHER CONTRACT DOCUMENTS. DO NOT SCALE DRAWINGS. USE FIGURED DIMENSIONS ONLY. SEEK CLARIFICATION OF INCONSISTENCIES / CONFLICTS.

DRAWN	DATE	CHECKED	PLOT DATE	JOB NO.	SCALE
AR	08.07.2022	PM	08.07.2022	19125	1:100@A1

PROJECT

MERITON SUITES CANBERRA
40 ALLARA ST
CANBERRA ACT 2061

DRAWING TITLE

LEVEL 05 CONCRETE PROFILE PLAN


FENDER KATSAIDIS

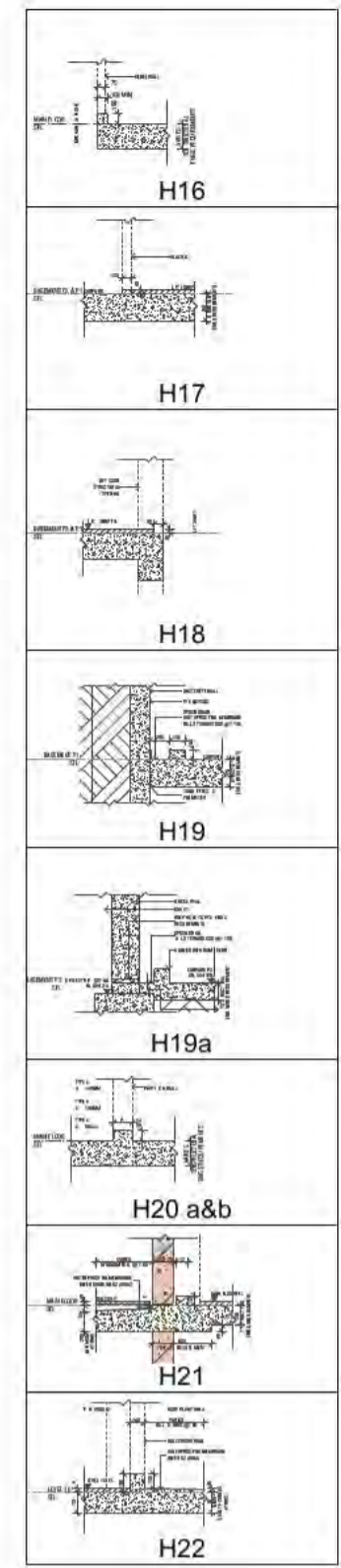
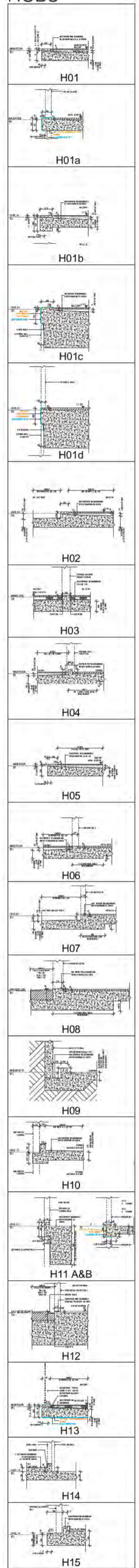
WWW.FKAUSTRALIA.COM
L21, 259 GEORGE STREET, SYDNEY
NEW SOUTH WALES 2000 AUSTRALIA
TELEPHONE: +61 2 8216 9500
FENDER KATSAIDIS (AUST) PTY LTD ACN 092 943 032

ISSUE PURPOSE

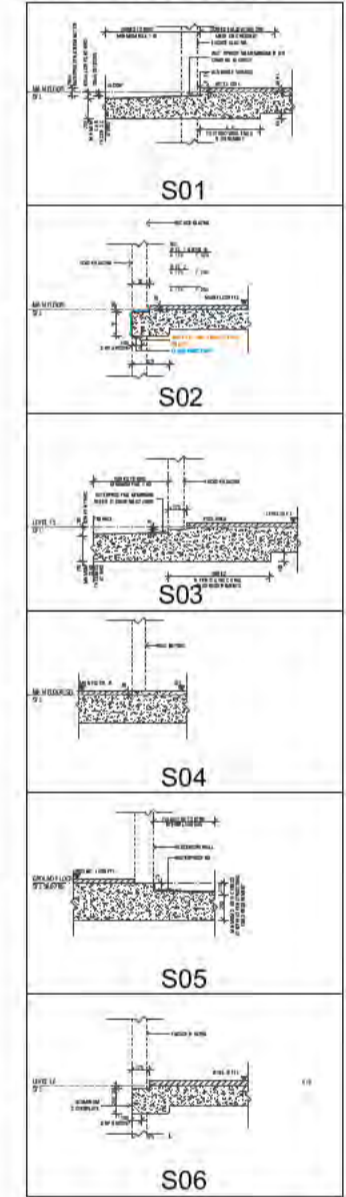
FOR CONSTRUCTION

REV. H **DRAWING NO.** A1105

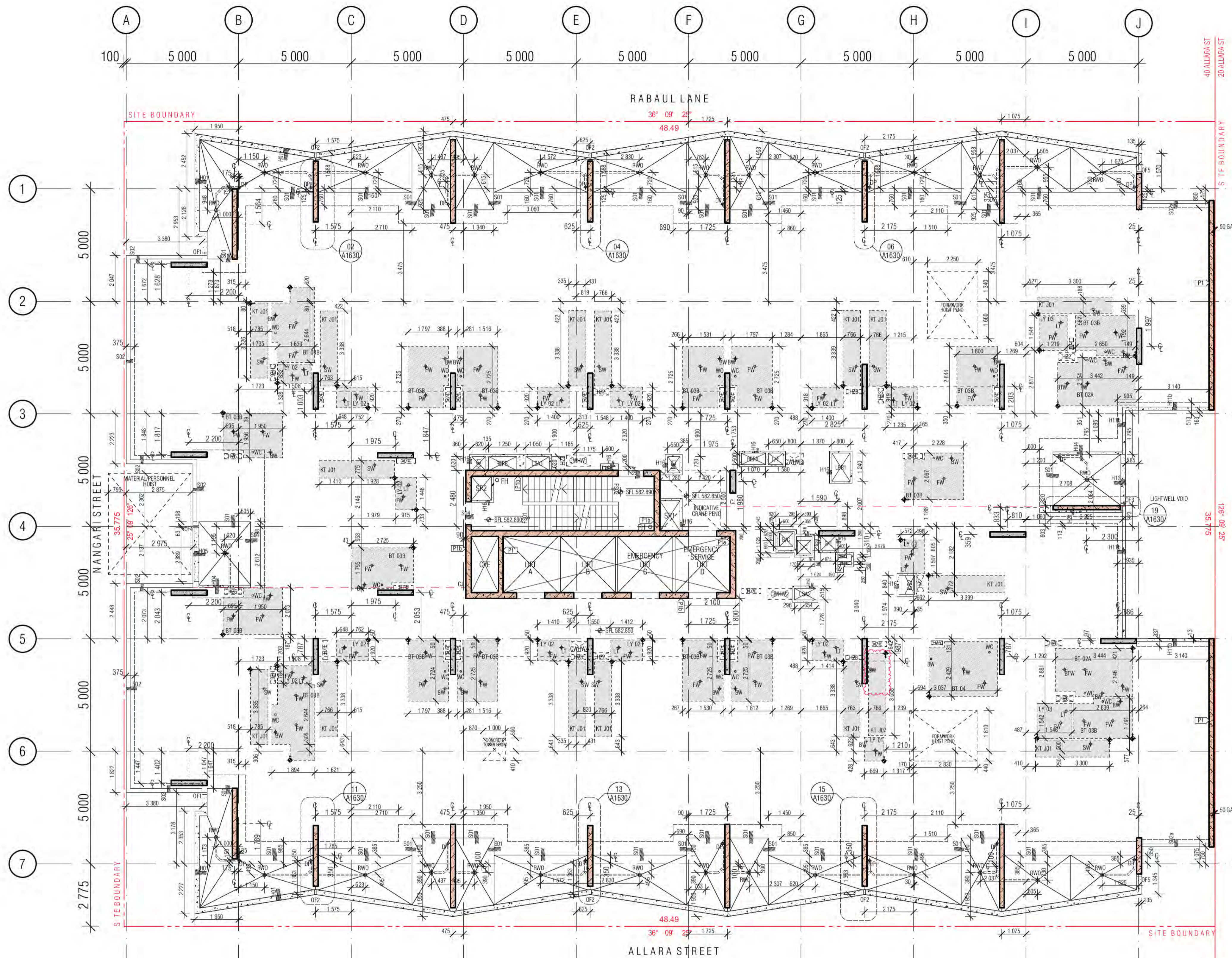




SETDOWNS



FOR FULL EXTENT OF HOBBS, SETDOWNS AND OVERFLOWS, REFER DRAWINGS A0080 & A0081



CONCRETE PROFILE LEGEND

- WALL HATCHES
INSITU CONCRETE
PRECAST CONCRETE
CONCRETE BUND
LOW PRECAST
DENOTES FORMWORK ZONE FOR OFF FORM CONCRETE SOFFIT BELOW
SECONDARY CONCRETE SLAB
MASS CONCRETE BUILD-UP
CAPPING BEAM
KITCHEN / BATHROOM WET AREA
SFL: STRUCTURAL FLOOR LEVEL
FFL: FINISHED FLOOR LEVEL
BEL: BULK EXCAVATION LEVEL
DEL: DETAILED EXCAVATION LEVEL
TOCB: TOP OF CAPPING BEAM
PL: PAVING LEVEL
SPL: STRUCTURAL PAWING LEVEL
CJ: CONSTRUCTION JOINT
PJ: PANEL JOINT
U: ISOLATION JOINT
SU: SAWIN JOINT
TMU: TEMPORARY MOVEMENT FACIA
FPJ: FORMWORK PANEL JOINT (CLASS 2 CONCD)

- NOTE:
1. ALL COLUMNS TO BE LOCATED ON CENTRELINE OF GRID UNLESS OTHERWISE NOTED. INDICATIVE PROFILE OF SLAB ONLY. REFER TO ENGINEERS DRAWINGS AND DETAILS FOR FULL EXTENT OF STRUCTURE.
2. TYPICAL BEAM OR COLUMN UNDER SHOWN AS DASHED LINE, UNLESS NOTED OTHERWISE.
3. BALCONIES POURED TO FALLS.
4. BUND WIDTH TO BE 130MM UNLESS NOTED OTHERWISE.
5. ALL SERVICE PENETRATIONS BELOW 100MM DIAMETER HAVE NOT BEING DOCUMENTED, AS AGREED WITH MERITON SERVICES CONSULTANTS AND MERITON STRUCTURAL ENGINEERS.
6. VENT RISERS AND MISCELLANEOUS PIPEWORK NOT INDICATED. REFER SERVICES FOR FULL EXTENT OF RISERS. REFER SPECIFICATION FOR TYPES AND HYDRAULIC DWGS.
7. FOR ALL PRECAST PANEL, MARKING, DOWEL & HOB PLANS REFER TO EVOLUTION PRECAST DRAWINGS.

SERVICES
THE FOLLOWING PENETRATIONS ARE INDICATED TO ASSIST WITH THE SETOUT OF HYDRAULICS / PIPEWORK ELEMENTS WHICH HAVE CRITICAL ARCHITECTURAL SETOUTS. ALL HYDRAULICS ELEMENTS ARE NOT NECESSARILY INDICATED, IT IS THE CONTRACTORS RESPONSIBILITY TO ENSURE ALL PENETRATIONS ARE PROVIDED TO DELIVER THE DESIGN INTENT. HYDRAULICS CONTRACTOR TO PROVIDE DIMENSIONED SHOP DRAWINGS BASED ON THESE SETOUTS.
PERIMETER HOBBS TO ALL PENETRATION. REFER TO HOBBS LEGEND FOR APPLICABLE CONDITION.
NOTE: ALL TUNDRISH LOCATION TO BE COORDINATED FROM HYDRAULIC ENGINEERS DRAWINGS.

- SERVICES RISERS
SERVICES PENO
MECH PENETRATION/ZONE
HYDR. PENETRATION/ZONE
ELECT PENETRATION/ZONE
FIRE PENETRATION/ZONE
ROOF SUMP / STORMWATER SUMP
REFUSE CHUTE/WASTE
HYDR. RISER ZONE 235x850
HYDR. RISER ZONE 325x700
HYDR. RISER ZONE 250x650
HYDR. RISER ZONE 700x850
HYDR. RISER ZONE 180x520
HYDR. RISER ZONE 620x250
HYDR. RISER ZONE 620x200
HYDR. RISER ZONE 200x700

- ST / PRESS
MECH PRESSURE
SECURITY/FIRE
STACK RISERS
SOIL STACK
MAT. GAS
TRADE WASTE
STORMWATER
HYDR. RISER ZONE 250x650
HYDR. RISER ZONE 200x650
HYDR. RISER ZONE 300x600
HYDR. RISER
HYDR. RISER
HYDR. RISER
HYDR. RISER
HYDR. RISER
HYDR. RISER

- SPT - SPOUT
OF - BALCONY OVERFLOW TYPE 1, 2, 3
DFB - OVERFLOW BELOW
FHR - FIRE HOSE REEL
FR - FIRE HYDRANT
FR - FIRE RISER
CHANGE IN ANGLE
FLOOR WASTE
KITCHEN SINK WASTE
TUNDRISH WASTE
BASIN / TROUGH WASTE
TOILET PAN WASTE
BATH TUB WASTE
RAIN WATER OUTLET
PLANTER BOX OUTLET
IO
PD
DP
SDI
S
CAST IN SLAB
OPL PAVING LIGHT
TOW TOP OF WALL

BCA certifiers
Date Issued: 14 August 2023
BUILDING APPROVAL is amended under S.32 of the Building Act 2004. BCA Certifiers Australia Pty Ltd

01 LEVEL 06 CONCRETE PROFILE PLAN

REVISION table with columns for revision number, description, and date.

REVISION table with columns for revision number, description, and date.

QUALITY ASSURANCE (FK IS A CERTIFIED COMPANY TO ISO 9001:2015)
THIS PROJECT IS SUBJECT TO THE FK QUALITY ASSURANCE SYSTEM
SCHEMATIC DESIGN REVIEW FOR THIS PROJECT IS COMPLETE. DATE OF REVIEW: 01.10.2020
DESIGN DEVELOPMENT REVIEW FOR THIS PROJECT IS COMPLETE. DATE OF REVIEW: 01.10.2021
TENDER DOCUMENTATION REVIEW FOR THIS PROJECT IS COMPLETE. DATE OF REVIEW: 11.11.2021
CONSTRUCTION DOCUMENTATION REVIEW FOR THIS PROJECT IS COMPLETE. DATE OF REVIEW: 18.01.2022

NOTES
THIS DRAWING IS COPYRIGHT AND SHALL REMAIN THE PROPERTY OF FENDER KATSAIDIS (AUST) PTY LTD
CHECK AND VERIFY ALL DIMENSIONS ON SITE PRIOR TO COMMENCING WORK. DRAWING TO BE READ IN CONJUNCTION WITH ALL OTHER CONTRACT DOCUMENTS. DO NOT SCALE DRAWINGS. USE FIGURED DIMENSIONS ONLY. SEEK CLARIFICATION OF INCONSISTENCIES / CONFLICTS.
DRAWN: AR DATE: 08.07.2022 CHECKED: PM PLOT DATE: 08.07.2022 JOB NO.: 19125 SCALE: 1:100@A1 DRAWING TITLE: LEVEL 06 CONCRETE PROFILE PLAN

PROJECT: MERITON SUITES CANBERRA
40 ALLARA ST
CANBERRA ACT 2061
DRAWING TITLE: LEVEL 06 CONCRETE PROFILE PLAN

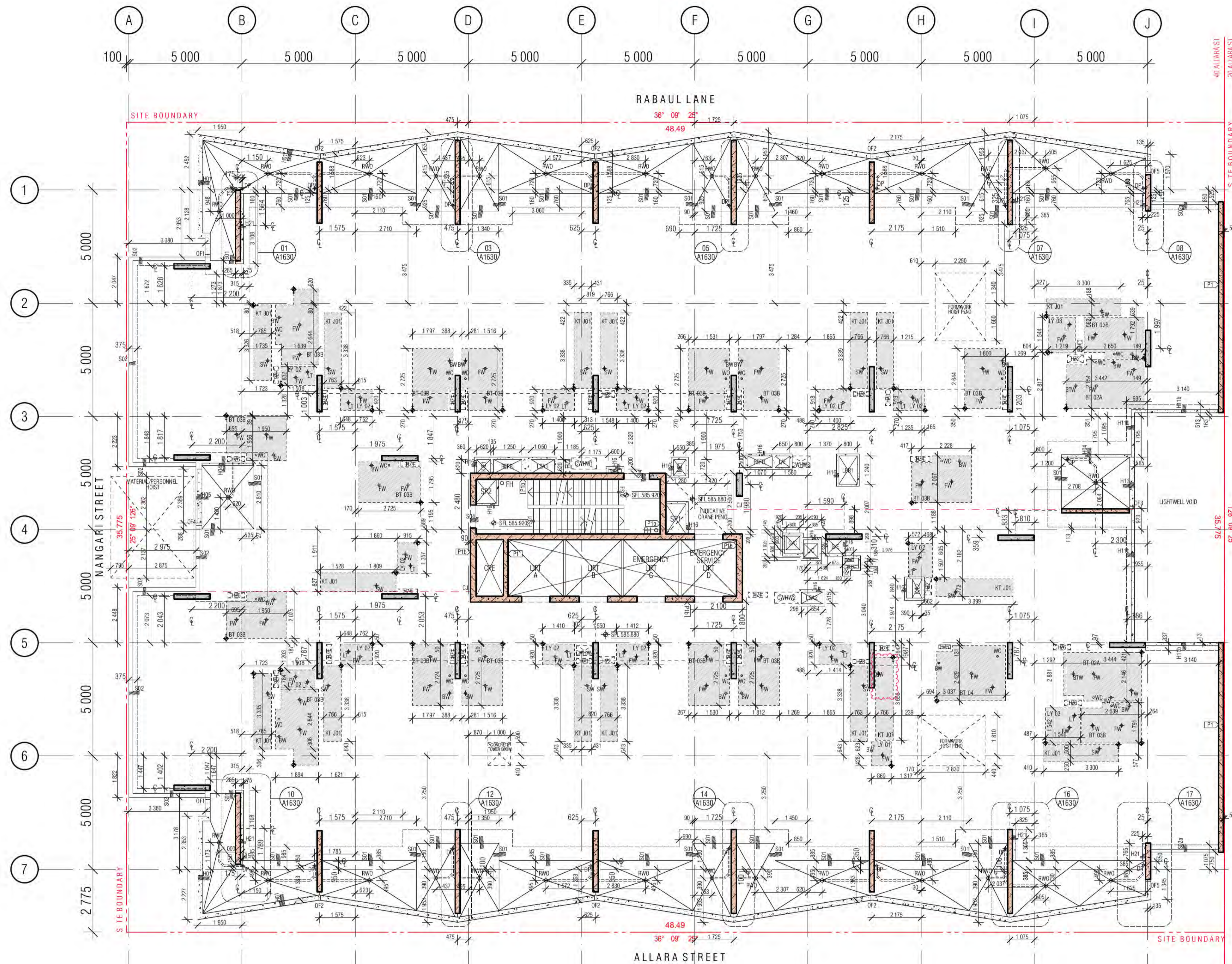
FENDER KATSAIDIS
WWW.FKAUSTRALIA.COM
L21, 259 GEORGE STREET, SYDNEY
NEW SOUTH WALES 2000 AUSTRALIA
TELEPHONE: +61 2 8216 9500
FENDER KATSAIDIS (AUST) PTY LTD ACN 092 943 032
ISSUE PURPOSE: FOR CONSTRUCTION
REV: I DRAWING NO.: A1106

H01
H01a
H01b
H01c
H01d
H02
H03
H04
H05
H06
H07
H08
H09
H10
H11 A&B
H12
H13
H14
H15

H16
H17
H18
H19
H19a
H20 a&b
H21
H22

S01
S02
S03
S04
S05
S06

FOR FULL EXTENT OF HOBBS, SETDOWNS AND OVERFLOWS, REFER DRAWINGS A0080 & A0081



CONCRETE PROFILE LEGEND

WALL HATCHES	INDICATES FORMWORK ZONE FOR OFF FORM CONCRETE SOFFIT BELOW
INSITU CONCRETE	SECONDARY CONCRETE SLAB
PRECAST CONCRETE	MASS CONCRETE BUILD-UP
CONCRETE BUND	CAPPING BEAM
LOW PRECAST	KITCHEN / BATHROOM WET AREA
SFL 561.915	SFL STRUCTURAL FLOOR LEVEL
STEP IN TOP OF SLAB	FFL FINISHED FLOOR LEVEL
DOUBLE STEP IN TOP OF SLAB	BEL BULK EXCAVATION LEVEL
PLINTH/UPSTAND	DEL DETAIL EXCAVATION LEVEL
EDGE PLINTH/UPSTAND/BUND	TOCB TOP OF CAPPING BEAM
	PL PAVING LEVEL
	SPL STRUCTURAL PAVING LEVEL
	CJ CONSTRUCTION JOINT
	PJ PANEL JOINT
	U ISOLATION JOINT
	SU SAWN JOINT
	TMJ TEMPORARY MOVEMENT FACIA
	FPJ FORMWORK PANEL JOINT (CLASS 2 CONC)

- NOTE:**
- ALL COLUMNS TO BE LOCATED ON CENTRELINE OF GRID UNLESS OTHERWISE NOTED. INDICATIVE PROFILE OF SLAB ONLY. REFER TO ENGINEERS DRAWINGS AND DETAILS FOR FULL EXTENT OF STRUCTURE.
 - TYPICAL BEAM OR COLUMN UNDER SHOWN AS DASHED LINE, UNLESS NOTED OTHERWISE.
 - BALCONIES POURED TO FALLS.
 - BUND WIDTH TO BE 130MM UNLESS NOTED OTHERWISE.
 - ALL SERVICE PENETRATIONS BELOW 100MM DIAMETER HAVE NOT BEEN DOCUMENTED, AS AGREED WITH MERITON SERVICES CONSULTANTS AND MERITON STRUCTURAL ENGINEERS.
 - VENT RISERS AND MISCELLANEOUS PIPEWORK NOT INDICATED. REFER SERVICES FOR FULL EXTENT OF RISERS. REFER SPECIFICATION FOR TYPES AND HYDRAULIC DWGS.
 - FOR ALL PRECAST PANEL, MARKING, DOWEL & HOB PLANS REFER TO EVOLUTION PRECAST DRAWINGS.

SERVICES
THE FOLLOWING PENETRATIONS ARE INDICATED TO ASSIST WITH THE SETOUT OF HYDRAULICS / PIPEWORK ELEMENTS WHICH HAVE CRITICAL ARCHITECTURAL SETOUTS. ALL HYDRAULICS ELEMENTS ARE NOT NECESSARILY INDICATED. IT IS THE CONTRACTOR'S RESPONSIBILITY TO ENSURE ALL PENETRATIONS ARE PROVIDED TO DELIVER THE DESIGN INTENT. HYDRAULICS CONTRACTOR TO PROVIDE DIMENSIONED SHOP DRAWINGS BASED ON THESE SETOUTS.
PERIMETER HOBBS TO ALL PENETRATIONS. REFER TO HOBBS LEGEND FOR APPLICABLE CONDITION.
NOTE: ALL TUNDRISH LOCATION TO BE COORDINATED FROM HYDRAULIC ENGINEERS' DRAWINGS.

SERVICES RISERS

MP	MECH PENETRATION/ZONE	ST / PRESS	STAIR PRESSURE	NOTE: VENT RISERS AND MISCELLANEOUS SERVICE
HP	HYDR. PENETRATION/ZONE	S/F	SECURITY/ FIRE	
EP	ELECT PENETRATION/ZONE	CS	STACK RISERS	PIPEWORK NOT INDICATED. REFER SERVICES FOR FULL EXTENT OF RISERS.
FP	FIRE PENETRATION/ZONE	SS	SOIL STACK	
SW	ROOF SUMP / STORMWATER SUMP	NG	MAT. GAS	
FW	REFUSE CHUTE/WASTE	TW	TRADE WASTE	
		SW	STORMWATER	

HZ1	HYDR. RISER ZONE 235x850	HZ9	HYDR. RISER ZONE 250x650
HZ2	HYDR. RISER ZONE 325x700	HZ10	HYDR. RISER ZONE 200x650
HZ3	HYDR. RISER ZONE 250x650	HZ11	HYDR. RISER ZONE 300x600
HZ4	HYDR. RISER ZONE 700x850	HZ12	HYDR. RISER
HZ5	HYDR. RISER ZONE 180x520	HZ13	HYDR. RISER
HZ6	HYDR. RISER ZONE 620x250	HZ14	HYDR. RISER
HZ7	HYDR. RISER ZONE 620x200	HZ15	HYDR. RISER
HZ8	HYDR. RISER ZONE 200x700	HZ16	HYDR. RISER

SPT	SPOUT	FW	FLOOR WASTE	IO	ISOLATION
OF	BALCONY OVERFLOW TYPE 1, 2, 3	SW	KITCHEN SINK WASTE	PD	PLANTER DRAIN
DFB	OVERFLOW BELOW	TW	TUNDRISH WASTE	DP	DOWNPIPE
FHR	FIRE HOSE REEL	BW	BASIN / TROUGH WASTE	SDI	SEWER DRAIN INLET
FR	FIRE RISER	WC	TOILET PAN WASTE		
FA	FIRE RISER CHANGE IN ANGLE	BTW	BATH TUB WASTE		
		RWO	RAIN WATER OUTLET		
		PO	PLANTER BOX OUTLET		

BCA certifiers
Date Issued: 14 August 2023
BUILDING APPROVAL is amended under S.32 of the Building Act 2004. BCA Certifiers Australia Pty Ltd
Sch 2.2(a)(ii)

01 LEVEL 07 CONCRETE PROFILE PLAN

REVISION	NO.	DESCRIPTION	DATE
04	COORDINATION UPDATE	AR	19.02.2021
05	TENDER ISSUE	AR	05.03.2021
06	FOR INFORMATION	AR	22.03.2021
07	GENERAL UPDATE	AR	16.04.2021
08	GENERAL COORDINATION	AR	16.07.2021
09	GENERAL COORDINATION	AR	03.09.2021
10	LBRI MECHANICAL UPDATE	AR	27.09.2021
11	GENERAL COORDINATION	AR	07.10.2021
12	FOR BUILDING APPROVAL	AR	17.12.2021
13	GENERAL COORDINATION UPDATE	AR	27.01.2022
14	PRECAST SPIN UP / AMENDED BACKSPANS	AR	03.02.2022
15	COORDINATION WITH WINDOW SUBCONTRACTOR	AR	30.03.2022
16	MERITONS REQUEST HOB H16 100MM + WET AREA GREYED OUT	AR	24.05.2022
17	SUITE 16 REVISED DOWN PIPE LOCATION	PM	08.06.2022
18	SUITE 602 AND 702 KITCHEN SINK RELOCATION	PM	10.06.2022
19	GENERAL UPDATE	AR	08.07.2022

QUALITY ASSURANCE (FK IS A CERTIFIED COMPANY TO ISO 9001:2015)
THIS PROJECT IS SUBJECT TO THE FK QUALITY ASSURANCE SYSTEM

■	SCHEMATIC DESIGN REVIEW FOR THIS PROJECT IS COMPLETE.	DATE OF REVIEW: 01.10.2020
■	DESIGN DEVELOPMENT REVIEW FOR THIS PROJECT IS COMPLETE.	DATE OF REVIEW: 01.10.2021
■	TENDER DOCUMENTATION REVIEW FOR THIS PROJECT IS COMPLETE.	DATE OF REVIEW: 11.11.2021
■	CONSTRUCTION DOCUMENTATION REVIEW FOR THIS DRAWING IS COMPLETE.	DATE OF REVIEW: 18.01.2022

IF THIS DRAWING IS STAMPED UNCONTROLLED COPY THEN IT IS TO BE CONSIDERED A DRAFT. SUBJECT TO REVISION WITHOUT NOTICE.

NOTES
THIS DRAWING IS COPYRIGHT AND SHALL REMAIN THE PROPERTY OF FENDER KATSAIDIS (AUST) PTY LTD
CHECK AND VERIFY ALL DIMENSIONS ON SITE PRIOR TO COMMENCING WORK. DRAWING TO BE READ IN CONJUNCTION WITH ALL OTHER CONTRACT DOCUMENTS. DO NOT SCALE DRAWINGS. USE FIGURED DIMENSIONS ONLY. SEEK CLARIFICATION OF INCONSISTENCIES / CONFLICTS.

DRAWN	DATE	CHECKED	PLOT DATE	JOB NO.	SCALE
AR	08.07.2022	PM	08.07.2022	19125	1:100@A1


PROJECT
MERITON SUITES CANBERRA
40 ALLARA ST
CANBERRA ACT 2061

DRAWING TITLE
LEVEL 07 CONCRETE PROFILE PLAN

FENDER KATSAIDIS
WWW.FKAUSTRALIA.COM
L21, 259 GEORGE STREET, SYDNEY
NEW SOUTH WALES 2000 AUSTRALIA
TELEPHONE: +61 2 8216 9500
FENDER KATSAIDIS (AUST) PTY LTD ACN 092 943 032

ISSUE PURPOSE
FOR CONSTRUCTION

REV. H **DRAWING NO.** A1107



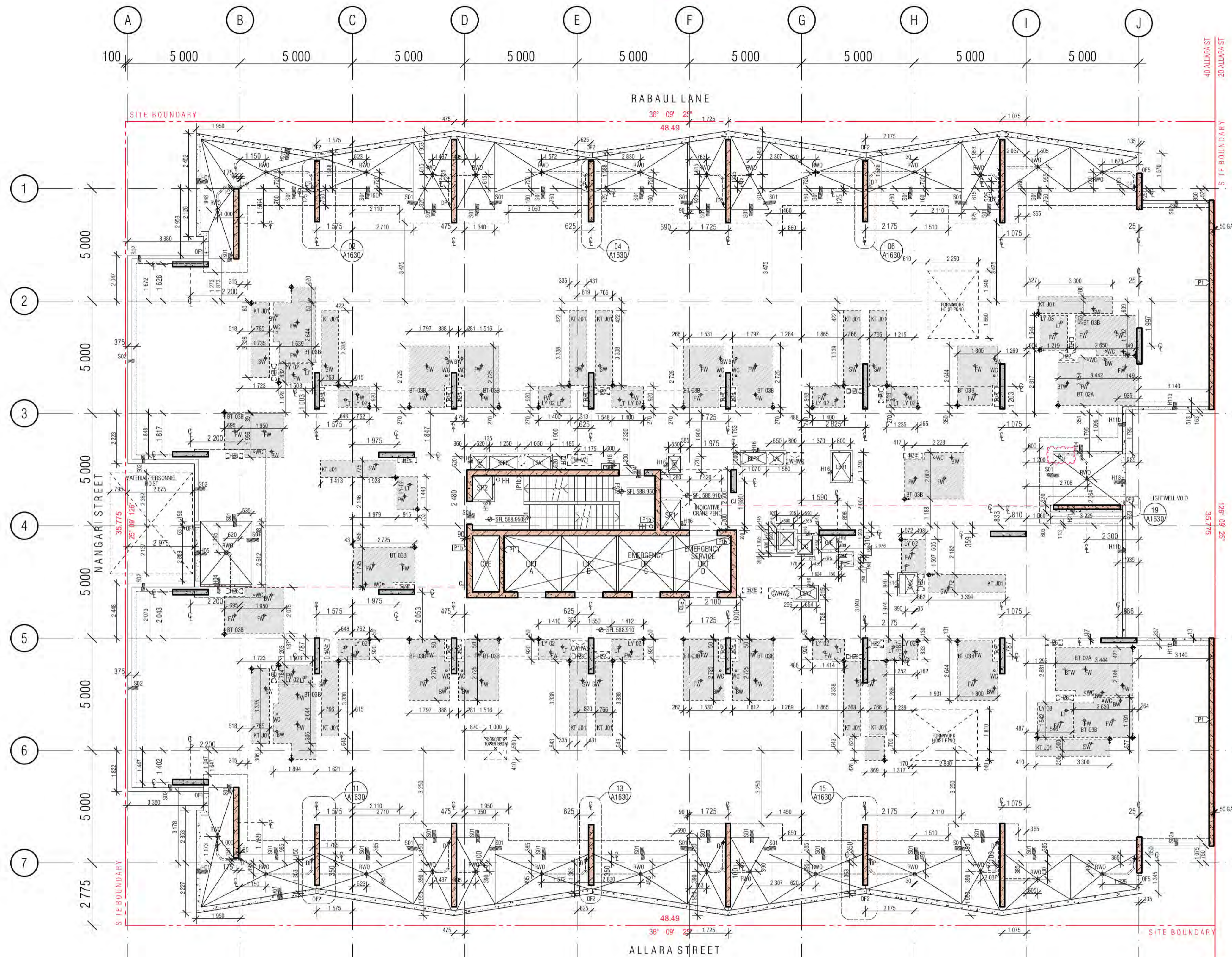
HOBBS

- H01
- H01a
- H01b
- H01c
- H01d
- H02
- H03
- H04
- H05
- H06
- H07
- H08
- H09
- H10
- H11 A&B
- H12
- H13
- H14
- H15

SETDOWNS

- H16
- H17
- H18
- H19
- H19a
- H20 a&b
- H21
- H22
- S01
- S02
- S03
- S04
- S05
- S06

FOR FULL EXTENT OF HOBBS, SETDOWNS AND OVERFLOWS, REFER DRAWINGS A0080 & A0081



CONCRETE PROFILE LEGEND

WALL HATCHES

- INSITU CONCRETE
- PRECAST CONCRETE
- CONCRETE BUND
- LOW PRECAST

OTHER SYMBOLS:

- Denotes Formwork Zone for Off Form Concrete Soffit Below
- Secondary Concrete Slab
- Mass Concrete Build-Up
- Capping Beam
- Kitchen / Bathroom Wet Area
- SFL: STRUCTURAL FLOOR LEVEL
- FFL: FINISHED FLOOR LEVEL
- BEL: BULK EXCAVATION LEVEL
- DEL: DETAIL EXCAVATION LEVEL
- TOOB: TOP OF CAPPING BEAM
- PL: PAVING LEVEL
- SPL: STRUCTURAL PAWING LEVEL
- CJ: CONSTRUCTION JOINT
- PJ: PANEL JOINT
- U: ISOLATION JOINT
- SU: SAWN JOINT
- TMJ: TEMPORARY MOVEMENT FACIA
- FPJ: FORMWORK PANEL JOINT (CLASS 2 CONC)

NOTE:

- ALL COLUMNS TO BE LOCATED ON CENTRELINE OF GRID UNLESS OTHERWISE NOTED. INDICATIVE PROFILE OF SLAB ONLY. REFER TO ENGINEERS DRAWINGS AND DETAILS FOR FULL EXTENT OF STRUCTURE.
- TYPICAL BEAM OR COLUMN UNDER SHOWN AS DASHED LINE, UNLESS NOTED OTHERWISE.
- BALCONIES POURED TO FALLS.
- BUND WIDTH TO BE 130MM UNLESS NOTED OTHERWISE.
- ALL SERVICE PENETRATIONS BELOW 100MM DIAMETER HAVE NOT BEING DOCUMENTED, AS AGREED WITH MERITON SERVICES CONSULTANTS AND MERITON STRUCTURAL ENGINEERS.
- VENT RISERS AND MISCELLANEOUS PIPEWORK NOT INDICATED. REFER SERVICES FOR FULL EXTENT OF RISERS. REFER SPECIFICATION FOR TYPES AND HYDRAULIC DWGS.
- FOR ALL PRECAST PANEL, MARKING, DOWEL & HOB PLANS REFER TO EVOLUTION PRECAST DRAWINGS.

SERVICES

THE FOLLOWING PENETRATIONS ARE INDICATED TO ASSIST WITH THE SETOUT OF HYDRAULICS / PIPEWORK ELEMENTS WHICH HAVE CRITICAL ARCHITECTURAL SETOUTS. ALL HYDRAULICS ELEMENTS ARE NOT NECESSARILY INDICATED. IT IS THE CONTRACTORS RESPONSIBILITY TO ENSURE ALL PENETRATIONS ARE PROVIDED TO DELIVER THE DESIGN INTENT. HYDRAULICS CONTRACTOR TO PROVIDE DIMENSIONED SHOP DRAWINGS BASED ON THESE SETOUTS.

PERIMETER HOBBS TO ALL PENETRATION. REFER TO HOBBS LEGEND FOR APPLICABLE CONDITION.

NOTE: ALL TUNDRISH LOCATION TO BE COORDINATED FROM HYDRAULIC ENGINEERS DRAWINGS.

SERVICES RISERS

MP	SERVICES PENETRATION	ST / PRESS	NOTE: VENT RISERS AND MISCELLANEOUS SERVICE
MZ	MECH PENETRATION / ZONE		
HP	HYDR. PENETRATION / ZONE	S/F	SECURITY / FIRE
EP	ELECT PENETRATION / ZONE	CS	STACK RISERS
FP	FIRE PENETRATION / ZONE	SS	SOIL STACK
SUMP	ROOF SUMP / STORMWATER SUMP	NG	MAT. GAS
	REFUSE CHUTE/WASTE	TW	TRADE WASTE
		SW	STORMWATER

HZ1	HYDR. RISER ZONE 235x850	HZ9	HYDR. RISER ZONE 250x650
HZ2	HYDR. RISER ZONE 325x700	HZ10	HYDR. RISER ZONE 200x650
HZ3	HYDR. RISER ZONE 250x650	HZ11	HYDR. RISER ZONE 300x600
HZ4	HYDR. RISER ZONE 700x850	HZ12	HYDR. RISER
HZ5	HYDR. RISER ZONE 180x520	HZ13	HYDR. RISER
HZ6	HYDR. RISER ZONE 620x250	HZ14	HYDR. RISER
HZ7	HYDR. RISER ZONE 620x200	HZ15	HYDR. RISER
HZ8	HYDR. RISER ZONE 200x700	HZ16	HYDR. RISER

BCA certifiers

Date Issued: 14 August 2023

BUILDING APPROVAL is amended under S.32 of the Building Act 2004. BCA Certifiers Australia Pty Ltd

Sch 2.2(a)(ii)

Approval is subject to the original conditions of approval dated 01 June 2022

SPT	SPOUT	FW	FLOOR WASTE
OF	BALCONY OVERFLOW TYPE 1, 2, 3	SW	KITCHEN SINK WASTE
DFB	OVERFLOW BELOW	TW	TUNDRISH WASTE
FHR	FIRE HOSE REEL	BW	BASIN / TROUGH WASTE
FR	FIRE HYDRANT	WC	TOILET PAN WASTE
FR	FIRE RISER	BTW	BATH TUB WASTE
CA	CHANGE IN ANGLE	RWO	RAIN WATER OUTLET
		PO	PLANTER BOX OUTLET
		PL	CAST IN SLAB
		PL	PFL PAVING LIGHT
		TOW	TOP OF WALL

01 LEVEL 08 CONCRETE PROFILE PLAN

REVISION

04	COORDINATION UPDATE	AR	19.02.2021
05	TENDER ISSUE	AR	05.03.2021
06	FOR INFORMATION	AR	22.03.2021
07	GENERAL UPDATE	AR	16.04.2021
08	GENERAL COORDINATION	AR	16.07.2021
09	GENERAL COORDINATION	AR	03.09.2021
10	LB11 MECHANICAL UPDATE	AR	27.09.2021
11	GENERAL COORDINATION	AR	07.10.2021

REVISION

A	FOR BUILDING APPROVAL	AR	17.12.2021
B	GENERAL COORDINATION UPDATE	AR	27.01.2022
C	PRECAST SPIN UP / AMENDED BACKSPANS	AR	03.02.2022
D	CONCRETE PANEL C25 TO SLAB DETAIL	AR	08.02.2022
E	COORDINATION WITH WINDOW SUBCONTRACTOR	AR	30.03.2022
F	MERITONS REQUEST HOB H16 100MM + WET AREA GREYED OUT	AR	24.05.2022
G	SUITE 16 REVISED DOWN PIPE LOCATION	PM	08.06.2022
H	GENERAL UPDATE	AR	08.07.2022

QUALITY ASSURANCE (FK IS A CERTIFIED COMPANY TO ISO 9001:2015)

THIS PROJECT IS SUBJECT TO THE FK QUALITY ASSURANCE SYSTEM

- SCHEMATIC DESIGN REVIEW FOR THIS PROJECT IS COMPLETE. DATE OF REVIEW: 01.10.2020
- DESIGN DEVELOPMENT REVIEW FOR THIS PROJECT IS COMPLETE. DATE OF REVIEW: 01.10.2021
- TENDER DOCUMENTATION REVIEW FOR THIS PROJECT IS COMPLETE. DATE OF REVIEW: 11.11.2021
- CONSTRUCTION DOCUMENTATION REVIEW FOR THIS PROJECT IS COMPLETE. DATE OF REVIEW: 18.01.2022

IF THIS DRAWING IS STAMPED UNCONTROLLED COPY THEN IT IS TO BE CONSIDERED A DRAFT. SUBJECT TO REVISION WITHOUT NOTICE

NOTES

THIS DRAWING IS COPYRIGHT AND SHALL REMAIN THE PROPERTY OF FENDER KATSAIDIS (AUST) PTY LTD. CHECK AND VERIFY ALL DIMENSIONS ON SITE PRIOR TO COMMENCING WORK. DRAWING TO BE READ IN CONJUNCTION WITH ALL OTHER CONTRACT DOCUMENTS. DO NOT SCALE DRAWINGS. USE FIGURED DIMENSIONS ONLY. SEEK CLARIFICATION OF INCONSISTENCIES / CONFLICTS.

DRAWN AR **DATE** 08.07.2022 **CHECKED** PM **PLOT DATE** 08.07.2022 **JOB NO.** 19125 **SCALE** 1:100@A1

PROJECT


MERITON SUITES CANBERRA
40 ALLARA ST
CANBERRA ACT 2061

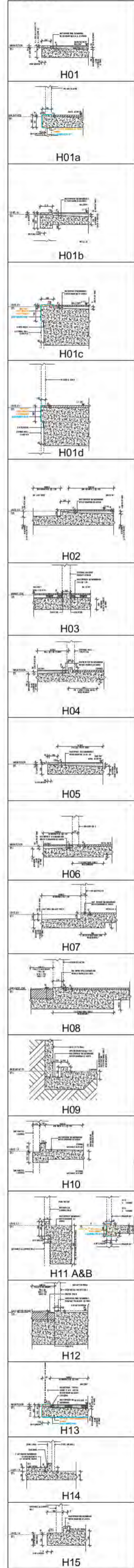
DRAWING TITLE
LEVEL 08 CONCRETE PROFILE PLAN

FENDER KATSAIDIS
WWW.FKAUSTRALIA.COM
L21, 259 GEORGE STREET, SYDNEY
NEW SOUTH WALES 2000 AUSTRALIA
TELEPHONE: +61 2 8216 9500
FENDER KATSAIDIS (AUST) PTY LTD ACN 092 943 032

ISSUE PURPOSE
FOR CONSTRUCTION

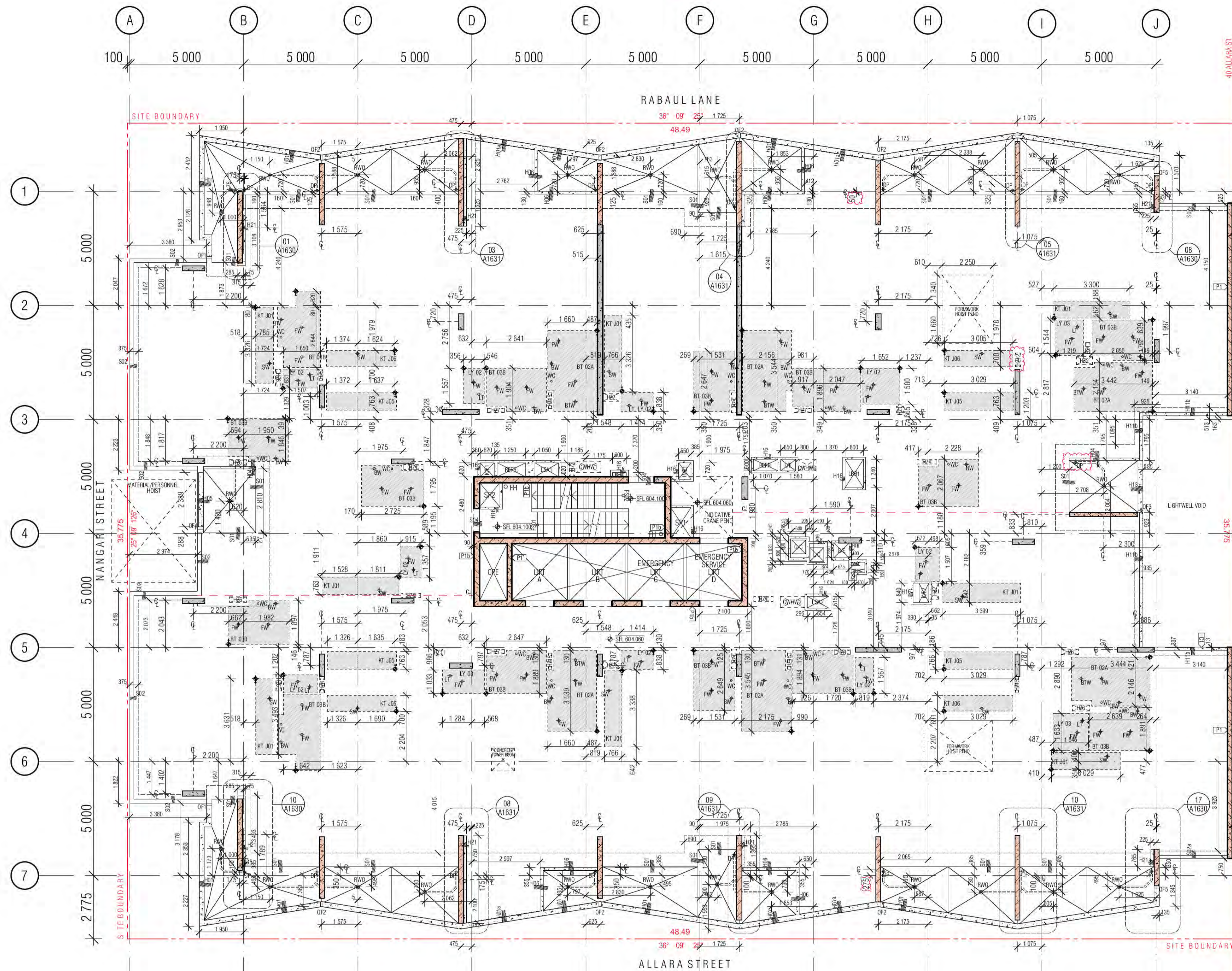
REV. H **DRAWING NO.** A1108





SETDOWNS

FOR FULL EXTENT OF HOBBS, SETDOWNS AND OVERFLOWS, REFER DRAWINGS A0080 & A0081



CONCRETE PROFILE LEGEND table with symbols for wall hatches, concrete types, and levels.

- NOTE: 1. ALL COLUMNS TO BE LOCATED ON CENTRELINE OF GRID UNLESS OTHERWISE NOTED. INDICATIVE PROFILE OF SLAB ONLY...

SERVICES: THE FOLLOWING PENETRATIONS ARE INDICATED TO ASSIST WITH THE SETOUT OF THE SERVICES / PIPEWORK ELEMENTS WHICH HAVE CRITICAL ARCHITECTURAL SETOUTS...

SERVICES RISERS table listing various services like ST/PRESS, S/F, C, SS, NG, TW, SW and their corresponding symbols.

HYDR. RISER ZONE table listing zones from HZ9 to HZ16 with dimensions.

WASTE table listing various waste types like FLOOR WASTE, KITCHEN SINK WASTE, etc. and their symbols.

BCA Certifiers logo and building approval stamp dated 14 August 2023.

01 LEVEL 13 CONCRETE PROFILE PLAN

BIMcloud: FRM/CLOUD BIMcloud/19125 40 Allara St Canberra/00 MODEL/00 CD/BIM MODEL/19125 General

REVISION table with columns for revision number, description, and date.

QUALITY ASSURANCE table with columns for revision number, description, and date.

NOTES table with columns for date, checked, plot date, job no., scale, and drawing title.

PROJECT information: MERITON SUITES CANBERRA, 40 ALLARA ST, CANBERRA ACT 2061.

FENDER KATSAIDIS logo and contact information, including address and phone number.

HOBBS

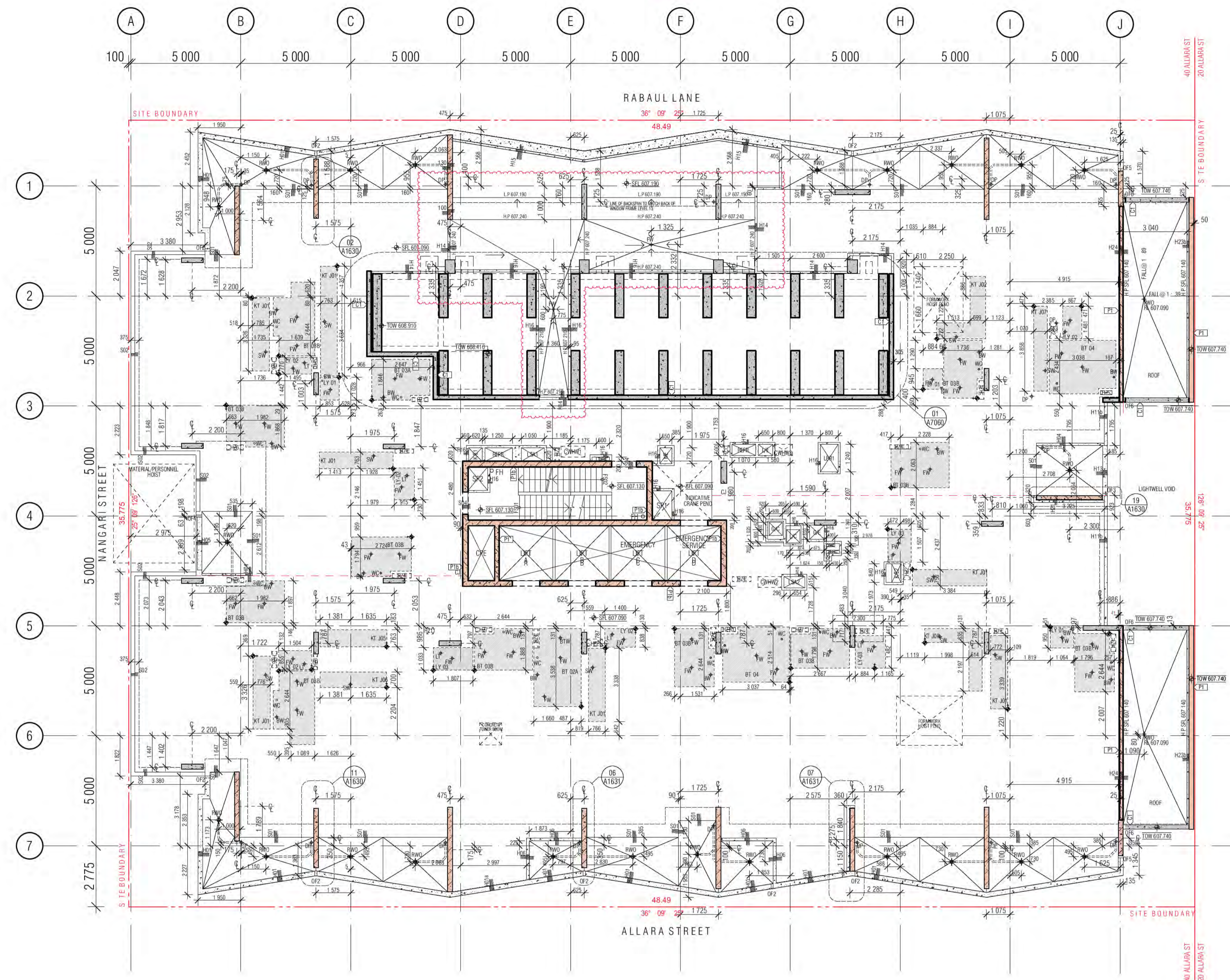
H01, H01a, H01b, H01c, H01d, H02, H03, H04, H05, H06, H07, H08, H09, H10, H11 A&B, H12, H13, H14, H15

S01, S02, S03, S04, S05, S06

FOR FULL EXTENT OF HOBBS, SETDOWNS AND OVERFLOWS, REFER DRAWINGS A0080 & A0081

SETDOWNS

S01, S02, S03, S04, S05, S06



CONCRETE PROFILE LEGEND

WALL HATCHES

- INSITU CONCRETE
- PRECAST CONCRETE
- CONCRETE BUND
- LOW PRECAST

DENOTES FORMWORK ZONE FOR OFF FORM CONCRETE SOFFIT BELOW
 SECONDARY CONCRETE SLAB
 MASS CONCRETE BUILD-UP
 CAPPING BEAM
 KITCHEN / BATHROOM WET AREA

SFL: STRUCTURAL FLOOR LEVEL
 FFL: FINISHED FLOOR LEVEL
 DEL: BULK EXCAVATION LEVEL
 TOCB: TOP OF CAPPING BEAM
 PL: PAVING LEVEL
 SPL: STRUCTURAL PAWING LEVEL
 C.J: CONSTRUCTION JOINT
 P.J: PANEL JOINT
 U: ISOLATION JOINT
 SU: SAWN JOINT
 T.M.J: TEMPORARY MOVEMENT FACIA
 F.P.J: FORMWORK PANEL JOINT (CLASS 2 CONJ)

NOTE:

- ALL COLUMNS TO BE LOCATED ON CENTRELINE OF GRID UNLESS OTHERWISE NOTED. INDICATIVE PROFILE OF SLAB ONLY. REFER TO ENGINEERS DRAWINGS AND DETAILS FOR FULL EXTENT OF STRUCTURE.
- TYPICAL BEAM OR COLUMN UNDER SHOWN AS DASHED LINE, UNLESS NOTED OTHERWISE.
- BALCONIES POURED TO FALLS.
- BUND WIDTH TO BE 130MM UNLESS NOTED OTHERWISE.
- ALL SERVICE PENETRATIONS BELOW 100MM DIAMETER HAVE NOT BEING DOCUMENTED, AS AGREED WITH MERITON SERVICES CONSULTANTS AND MERITON STRUCTURAL ENGINEERS.
- VENT RISERS AND MISCELLANEOUS PIPEWORK NOT INDICATED. REFER SERVICES FOR FULL EXTENT OF RISERS. REFER SPECIFICATION FOR TYPES AND HYDRAULIC DWGS.
- FOR ALL PRECAST PANEL, MARKING, DOWEL & HOB PLANS REFER TO EVOLUTION PRECAST DRAWINGS.

SERVICES

THE FOLLOWING PENETRATIONS ARE INDICATED TO ASSIST WITH THE SETOUT OF HYDRAULICS / PIPEWORK ELEMENTS WHICH HAVE CRITICAL ARCHITECTURAL SETOUTS. ALL HYDRAULICS ELEMENTS ARE NOT NECESSARILY INDICATED. IT IS THE CONTRACTORS RESPONSIBILITY TO ENSURE ALL PENETRATIONS ARE PROVIDED TO DELIVER THE DESIGN INTENT. HYDRAULICS CONTRACTOR TO PROVIDE DIMENSIONED SHOP DRAWINGS BASED ON THESE SETOUTS.

PERIMETER HOBBS TO ALL PENETRATION. REFER TO HOBBS LEGEND FOR APPLICABLE CONDITION.

NOTE: ALL TUNDRISH LOCATION TO BE COORDINATED FROM HYDRAULIC ENGINEERS DRAWINGS.

SERVICES RISERS

SERVICES PENO: SERVICES ZONE

- MECH PENETRATION/ZONE
- HYDR. PENETRATION/ZONE
- ELECT PENETRATION/ZONE
- FIRE PENETRATION/ZONE
- ROOF SUMP / STORMWATER SUMP
- REFUSE CHUTE/WASTE

ST / PRESS: STAIR PRESSURE
 S/F: SECURITY/FIRE
 SS: STACK RISERS
 NG: NAT. GAS
 TW: TRADE WASTE
 SW: STORMWATER

NOTE: VENT RISERS AND MISCELLANEOUS SERVICE PIPEWORK NOT INDICATED. REFER SERVICES FOR FULL EXTENT OF RISERS.

HYDR. RISER ZONE

- HYDR. RISER ZONE 235x850
- HYDR. RISER ZONE 325x700
- HYDR. RISER ZONE 250x650
- HYDR. RISER ZONE 700x850
- HYDR. RISER ZONE 180x520
- HYDR. RISER ZONE 620x250
- HYDR. RISER ZONE 620x200
- HYDR. RISER ZONE 200x700

H29: HYDR. RISER ZONE 250x650
 H210: HYDR. RISER ZONE 200x650
 H211: HYDR. RISER ZONE 300x300
 H212: HYDR. RISER
 H213: HYDR. RISER
 H214: HYDR. RISER
 H215: HYDR. RISER
 H216: HYDR. RISER

WASTE

- FLOOR WASTE
- KITCHEN SINK WASTE
- TUNDRISH WASTE
- BASIN / TROUGH WASTE
- TOILET PAN WASTE
- BATH TUB WASTE
- RAIN WATER OUTLET
- PLANTER BOX OUTLET

ID: ID
 PD: PD
 DP: DP
 SD: SD
 S: S

CAST IN SLAB
 PFL: PAVING LIGHT
 TOW: TOP OF WALL

BCA certifiers

489 36 119 715 714

Date Issued: 14 August 2023

BUILDING APPROVAL is amended under S.32 of the Building Act 2004. BCA Certifiers Australia Pty Ltd Lic. No. 1011111111

Sch 2.2(a)(ii)

This amended Building Approval is subject to the original conditions of approval dated 01 June 2022

01 LEVEL 14 CONCRETE PROFILE PLAN

REVISION

08	GENERAL COORDINATION	AR	16.07.2021	E	PRECAST CONCRETE COORDINATION	AR	10.05.2022
09	GENERAL COORDINATION	AR	03.09.2021	F	MERITONS REQUEST HOB H16 100MM + WET AREA GREYED OUT	AR	24.05.2022
10	LBRT MECHANICAL UPDATE	AR	27.09.2021	G	SUITE 16 REVISED DOWN PIPE LOCATION	PM	08.06.2022
11	GENERAL COORDINATION	AR	07.10.2021	H	ISSUE FOR CC STRUCTURE & FITOUT L11 TO L17	AR	08.07.2022
A	ISSUE FOR CONSTRUCTION	AR	27.01.2022	I	FOR HYDRAULIC COORDINATION	AR	15.07.2022
B	GENERAL UPDATE & PENTHOUSE RE DESIGN	AR	08.02.2022	J	"LAUNDRY RELOCATION"	AR	18.08.2022 "POOL PLANT WALLS"
C	AMENDED STRUCTURE - POOL AREA	AR	22.02.2022	K	HOB 16	AR	21.09.2022
D	COORDINATION WITH WINDOW SUBCONTRACTOR	AR	30.03.2022	L	COORDINATION WITH POOL CONSULTANT FALL TO FWS IN PLANTROOM	AR	28.09.2022

REVISION

AR	16.07.2021	E	PRECAST CONCRETE COORDINATION	AR	10.05.2022
AR	03.09.2021	F	MERITONS REQUEST HOB H16 100MM + WET AREA GREYED OUT	AR	24.05.2022
AR	27.09.2021	G	SUITE 16 REVISED DOWN PIPE LOCATION	PM	08.06.2022
AR	07.10.2021	H	ISSUE FOR CC STRUCTURE & FITOUT L11 TO L17	AR	08.07.2022
AR	27.01.2022	I	FOR HYDRAULIC COORDINATION	AR	15.07.2022
AR	08.02.2022	J	"LAUNDRY RELOCATION"	AR	18.08.2022 "POOL PLANT WALLS"
AR	22.02.2022	K	HOB 16	AR	21.09.2022
AR	30.03.2022	L	COORDINATION WITH POOL CONSULTANT FALL TO FWS IN PLANTROOM	AR	28.09.2022

QUALITY ASSURANCE (FK IS A CERTIFIED COMPANY TO ISO 9001:2015)

THIS PROJECT IS SUBJECT TO THE FK QUALITY ASSURANCE SYSTEM

- SCHEMATIC DESIGN REVIEW FOR THIS PROJECT IS COMPLETE. DATE OF REVIEW: 01.10.2020
- DESIGN DEVELOPMENT REVIEW FOR THIS PROJECT IS COMPLETE. DATE OF REVIEW: 01.10.2021
- TENDER DOCUMENTATION REVIEW FOR THIS PROJECT IS COMPLETE. DATE OF REVIEW: 11.11.2021
- CONSTRUCTION DOCUMENTATION REVIEW FOR THIS DRAWING IS COMPLETE. DATE OF REVIEW: 18.01.2022

IF THIS DRAWING IS STAMPED UNCONTROLLED COPY THEN IT IS TO BE CONSIDERED A DRAFT. SUBJECT TO REVISION WITHOUT NOTICE.

NOTES

THIS DRAWING IS COPYRIGHT AND SHALL REMAIN THE PROPERTY OF FENDER KATSAIDIS (AUST) PTY LTD

CHECK AND VERIFY ALL DIMENSIONS ON SITE PRIOR TO COMMENCING WORK. DRAWING TO BE READ IN CONJUNCTION WITH ALL OTHER CONTRACT DOCUMENTS. DO NOT SCALE DRAWINGS. USE FIGURED DIMENSIONS ONLY. SEEK CLARIFICATION OF INCONSISTENCIES / CONFLICTS.

DRAWN	DATE	CHECKED	PLOT DATE	JOB NO.	SCALE
AR	28.09.2022	PM	28.09.2022	19125	1:100@A1

PROJECT

MERITON SUITES CANBERRA
40 ALLARA ST
CANBERRA ACT 2061

DRAWING TITLE

LEVEL 14 CONCRETE PROFILE PLAN

FENDER KATSAIDIS

WWW.FKAUSTRALIA.COM
L21, 259 GEORGE STREET, SYDNEY
NEW SOUTH WALES 2000 AUSTRALIA
TELEPHONE: +61 2 8216 9500
FENDER KATSAIDIS (AUST) PTY LTD ACN 092 943 032

ISSUE PURPOSE

FOR CONSTRUCTION

REV. L **DRAWING NO.** A1114



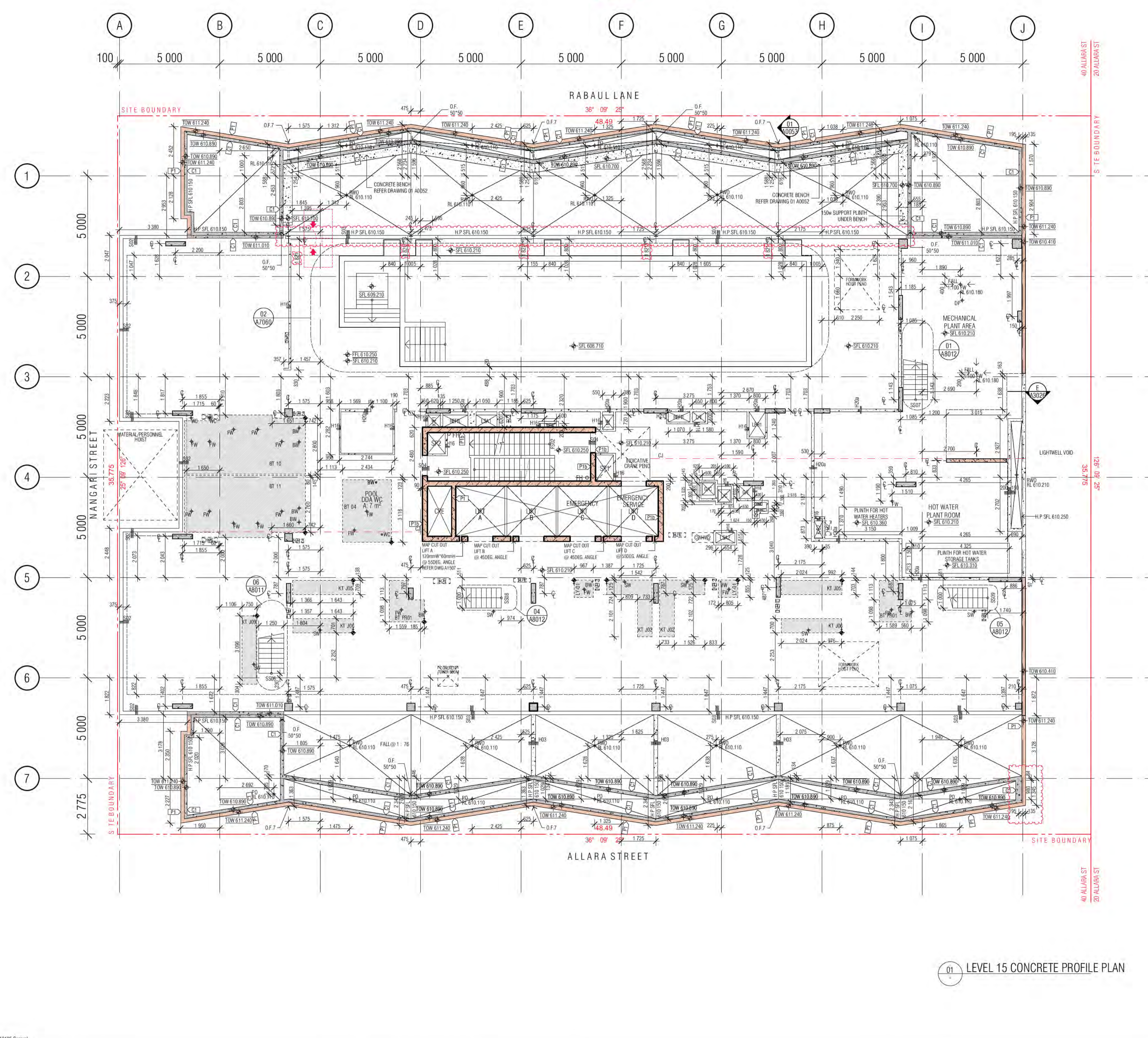
HOBBS

H01, H01a, H01b, H01c, H01d, H02, H03, H04, H05, H06, H07, H08, H09, H10, H11 A&B, H12, H13, H14, H15

SETDOWNS

S01, S02, S03, S04, S05, S06

FOR FULL EXTENT OF HOBBS, SETDOWNS AND OVERFLOWS, REFER DRAWINGS A0080 & A0081



CONCRETE PROFILE LEGEND

WALL HATCHES

- INSITU CONCRETE
- PRECAST CONCRETE
- CONCRETE BUND
- LOW PRECAST

OTHER HATCHES

- FORMWORK
- FORMWORK OFF
- FORMWORK SOFFIT
- SECONDARY CONCRETE SLAB
- MASS CONCRETE BUILD-UP
- CAPPING BEAM
- KITCHEN / BATHROOM WET AREA

LEVELS

- SFL: STRUCTURAL FLOOR LEVEL
- FFL: FINISHED FLOOR LEVEL
- DEL: DETAILED EXCAVATION LEVEL
- TOOB: TOP OF CAPPING BEAM
- PL: PAVING LEVEL
- SPL: STRUCTURAL PAVING LEVEL
- CJ: CONSTRUCTION JOINT
- PJ: PANEL JOINT
- U: ISOLATION JOINT
- SU: SAWN JOINT
- TML: TEMPORARY MOVEMENT FACIA
- FPJ: FORMWORK PANEL JOINT (CLASS 2 CONC)

NOTE:

- ALL COLUMNS TO BE LOCATED ON CENTRELINE OF GRID UNLESS OTHERWISE NOTED. INDICATIVE PROFILE OF SLAB ONLY. REFER TO ENGINEERS DRAWINGS AND DETAILS FOR FULL EXTENT OF STRUCTURE.
- TYPICAL BEAM OR COLUMN UNDER SHOWN AS DASHED LINE, UNLESS NOTED OTHERWISE.
- BALCONIES POURED TO FALLS.
- BUND WIDTH TO BE 130MM UNLESS NOTED OTHERWISE.
- ALL SERVICE PENETRATIONS BELOW 100MM DIAMETER HAVE NOT BEEN DOCUMENTED, AS AGREED WITH MERITON SERVICES CONSULTANTS AND MERITON STRUCTURAL ENGINEERS.
- VENT RISERS AND MISCELLANEOUS PIPEWORK NOT INDICATED. REFER SERVICES FOR FULL EXTENT OF RISERS. REFER SPECIFICATION FOR TYPES AND HYDRAULIC DWGS.
- FOR ALL PRECAST PANEL MARKING, DOVEL & HOB PLANS REFER TO EVOLUTION PRECAST DRAWINGS.

SERVICES RISERS

ST / PRESS: STAIR PRESSURE

S/F: SECURITY/FIRE

SS: SOIL STACK

NG: NAT. GAS

TW: TRADE WASTE

SW: STORMWATER

NOTE: VENT RISERS AND MISCELLANEOUS PIPEWORK NOT INDICATED. REFER SERVICES FOR FULL EXTENT OF RISERS.

HYDR. RISER ZONE

- HYDR. RISER ZONE 235x850
- HYDR. RISER ZONE 325x700
- HYDR. RISER ZONE 250x650
- HYDR. RISER ZONE 700x850
- HYDR. RISER ZONE 180x520
- HYDR. RISER ZONE 620x250
- HYDR. RISER ZONE 620x200
- HYDR. RISER ZONE 200x700

DATE ISSUED: 14 August 2023

BUILDING APPROVAL is amended under S.33 of the Building Act 2004.

Sch 2.2(a)(ii)

This amended Building Approval is subject to the original conditions of approval dated 01 June 2022.

01 LEVEL 15 CONCRETE PROFILE PLAN

REVISION

A	ISSUE FOR CONSTRUCTION	AR	27.01.2022
B	GENERAL UPDATE & PENTHOUSE RE DESIGN	AR	08.02.2022
C	GENERAL UPDATE	PM	16.03.2022
D	FOR WATERPROOFING COORDINATION	AR	08.04.2022
E	PRECAST CONCRETE COORDINATION	AR	10.05.2022
F	MERITON'S REQUEST HOB H16 100MM + WET AREA GREYED OUT	AR	24.05.2022
G	CHANGE TO STEEL COLUMNS ROOF STRUCTURE COORDINATION	AR	03.06.2022
H	MERITON COMMENTS ADDITIONAL HOBBS	AR	16.06.2022

REVISION

I	ISSUE FOR CC STRUCTURE & FITOUT L11 TO L17	AR	08.07.2022
J	ADDITIONAL O.F.7 THROUGH CONCRETE SPANDREL	AR	18.07.2022
K	COORDINATION WITH HYDRAULIC	AR	22.07.2022
L	COORDINATION WITH HYDRAULIC	PM	17.08.2022
M	COORDINATION WITH HYDRAULIC	AR	24.08.2022
N	COLUMN C64 SETOUT	AR	21.09.2022
O	COORDINATION WITH SKYS	AR	11.11.2022
P	REVISED STEEL STRUC. ADVICE FROM FACADE ENGINEER	AR	12.01.2023

QUALITY ASSURANCE (FK IS A CERTIFIED COMPANY TO ISO 9001:2015)

THIS PROJECT IS SUBJECT TO THE FK QUALITY ASSURANCE SYSTEM

- SCHEMATIC DESIGN REVIEW FOR THIS PROJECT IS COMPLETE. DATE OF REVIEW: 01.10.2020
- DESIGN DEVELOPMENT REVIEW FOR THIS PROJECT IS COMPLETE. DATE OF REVIEW: 01.10.2020
- TENDER DOCUMENTATION REVIEW FOR THIS PROJECT IS COMPLETE. DATE OF REVIEW: 11.11.2021
- CONSTRUCTION DOCUMENTATION REVIEW FOR THIS DRAWING IS COMPLETE. DATE OF REVIEW: 18.01.2022

IF THIS DRAWING IS STAMPED UNCONTROLLED COPY THEN IT IS TO BE CONSIDERED A DRAFT. SUBJECT TO REVISION WITHOUT NOTICE.

NOTES

THIS DRAWING IS COPYRIGHT AND SHALL REMAIN THE PROPERTY OF FENDER KATSAIDIS (AUST) PTY LTD

CHECK AND VERIFY ALL DIMENSIONS ON SITE PRIOR TO COMMENCING WORK. DRAWING TO BE READ IN CONJUNCTION WITH ALL OTHER CONTRACT DOCUMENTS. DO NOT SCALE DRAWINGS. USE FIGURED DIMENSIONS ONLY. SEEK CLARIFICATION OF INCONSISTENCIES / CONFLICTS.

DRAWN: AR **DATE:** 12.01.2023 **CHECKED:** PM **PLOT DATE:** 12.01.2023 **JOB NO.:** 19125 **SCALE:** 1:100@A1

PROJECT

MERITON SUITES CANBERRA
40 ALLARA ST
CANBERRA ACT 2061

DRAWING TITLE

LEVEL 15 CONCRETE PROFILE PLAN

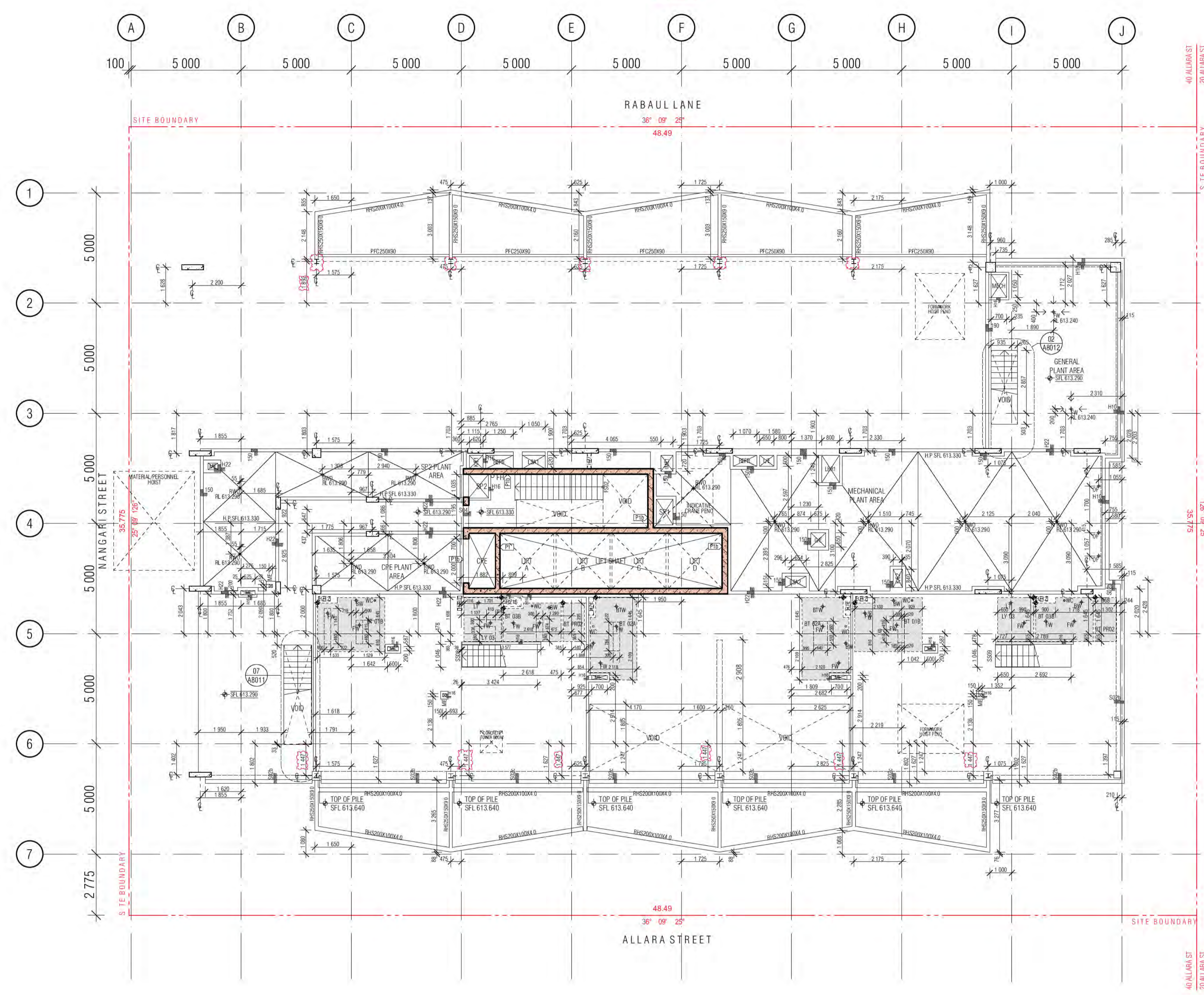
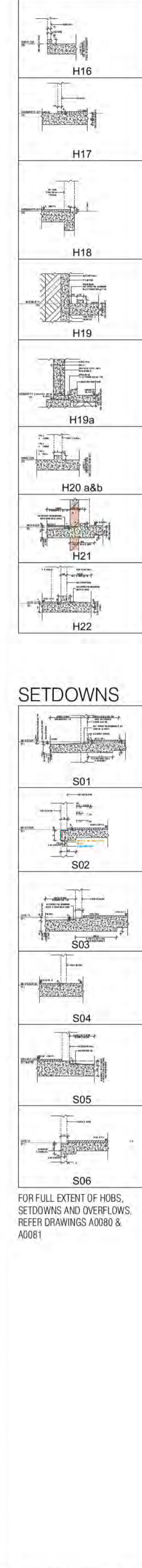
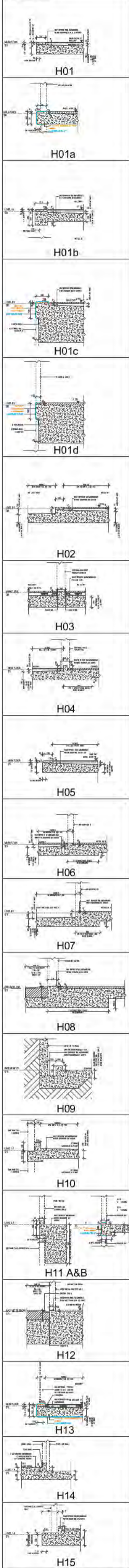
FENDER KATSAIDIS

WWW.FKAUSTRALIA.COM
L21, 259 GEORGE STREET, SYDNEY
NEW SOUTH WALES 2000 AUSTRALIA
TELEPHONE: +61 2 8216 9500
FENDER KATSAIDIS (AUST) PTY LTD ACN 092 943 032

ISSUE PURPOSE

FOR CONSTRUCTION

REV.: P **DRAWING NO.:** A1115



CONCRETE PROFILE LEGEND table with symbols for wall hatches, insitu concrete, precast concrete, concrete bund, low precast, and various levels like SFL, FFL, DEL, etc.

NOTE: 1. ALL COLUMNS TO BE LOCATED ON CENTRELINE OF GRID UNLESS OTHERWISE NOTED... 7. FOR ALL PRECAST PANEL MARKING, DOWEL & HOB PLANS REFER TO EVOLUTION PRECAST DRAWINGS.

SERVICES THE FOLLOWING PENETRATIONS ARE INDICATED TO ASSIST WITH THE SETOUT OF HYDRAULICS / PIPEWORK ELEMENTS WHICH HAVE CRITICAL ARCHITECTURAL SETOUTS... PERIMETER HOBBS TO ALL PENETRATIONS REFER TO HOBBS LEGEND FOR APPLICABLE CONDITION.

SERVICES RISERS table listing various services like ST/PRESS, MECH PENETRATION, HYDR PENETRATION, etc., and their corresponding symbols.

HYDR. RISER ZONE table listing zones like HYDR. RISER ZONE 235x850, 325x700, etc., and their corresponding symbols.



01 LEVEL 16 CONCRETE PROFILE PLAN

REVISION table with columns for revision number, description, and date.

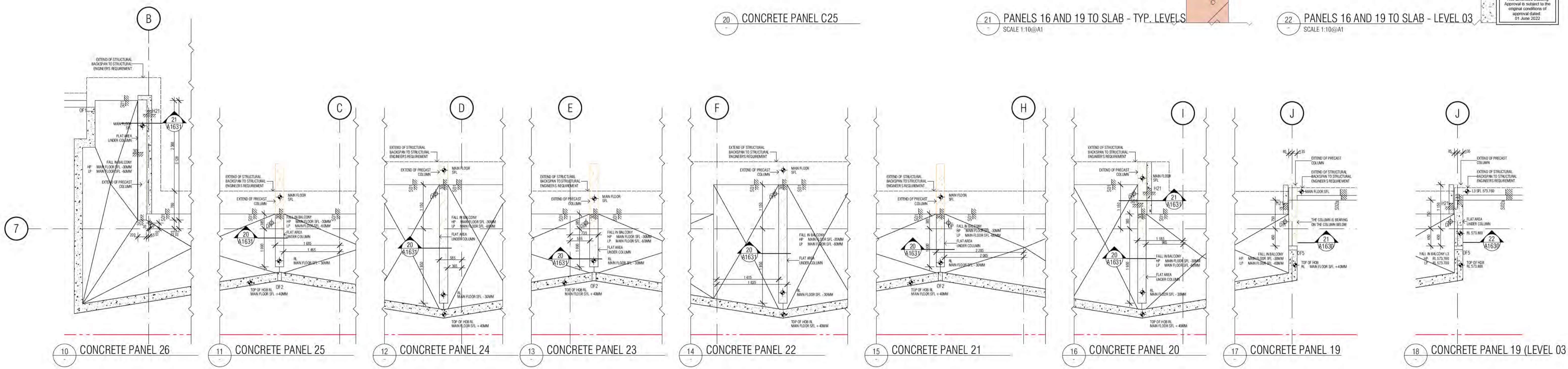
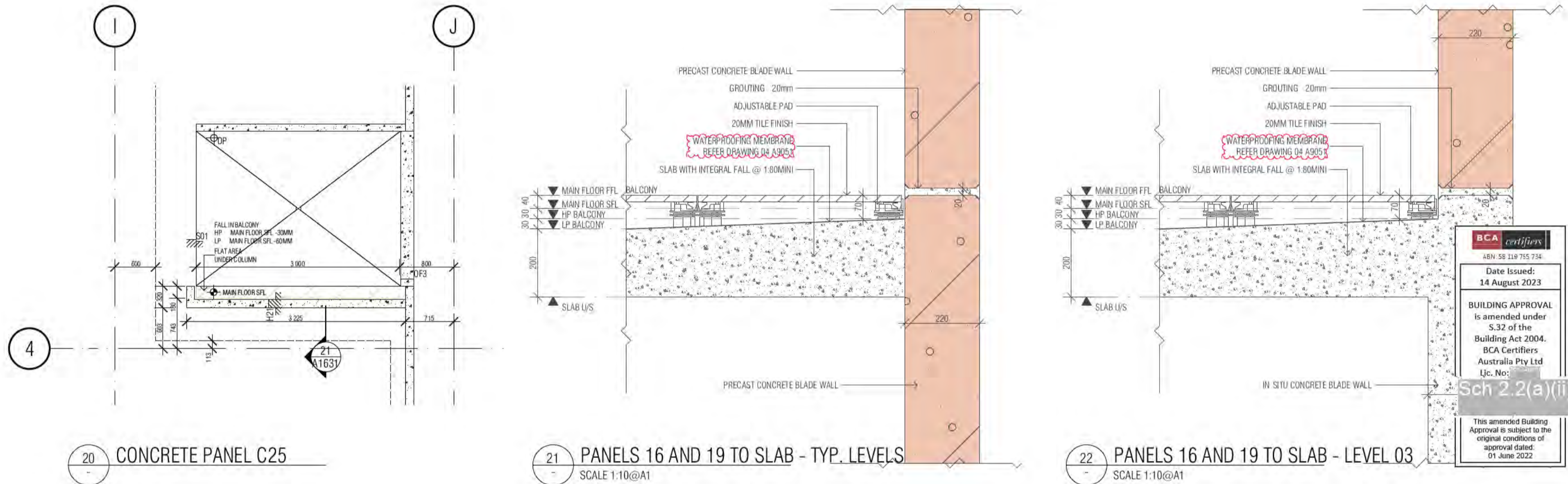
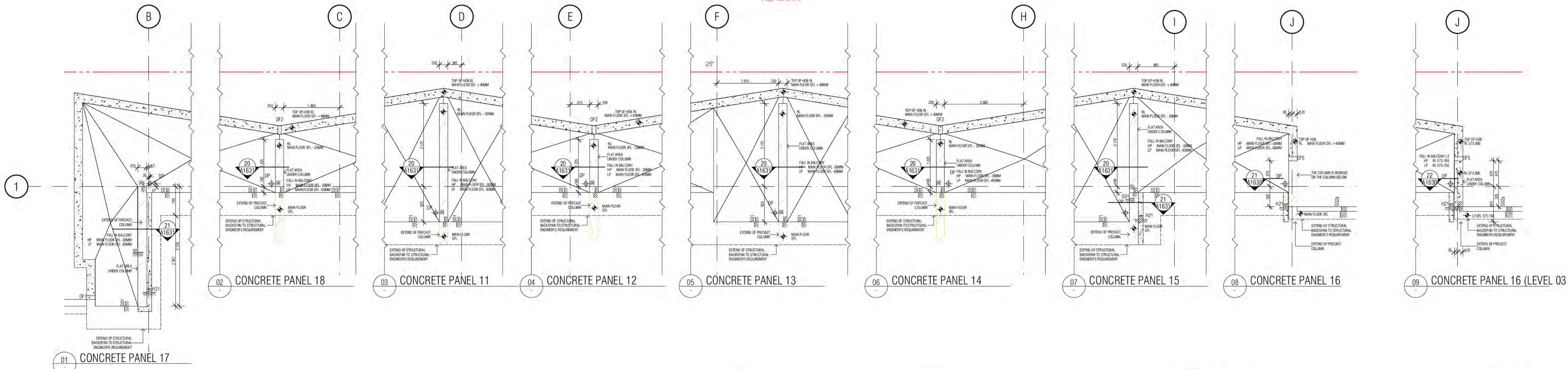
REVISION table with columns for revision number, description, and date.

QUALITY ASSURANCE table with columns for revision number, description, and date.

NOTES table with columns for revision number, description, and date.

PROJECT table with columns for revision number, description, and date.

FENDER KATSAIDIS logo and contact information, including address and phone number.



BIMcloud: FRM\CLOUD BIMcloud\19125 40 Allara St Canberra\00 MODEL\00 CD\BIM MODEL\19125 General

REVISION		REVISION	
A	ISSUE FOR CONSTRUCTION	AR	03.02.2022
B	CONCRETE PANEL C25 TO SLAB DETAIL	AR	08.02.2022
C	PANELS 17 AND 26	AR	09.05.2022
D	ADDITIONAL SECTIONS	AR	13.05.2022
E	WATERPROOFING NOTES MOVED TO A900 SERIES DRAWINGS	AR	06.07.2022


QUALITY ASSURANCE	(FK IS A CERTIFIED COMPANY TO ISO 9001:2015)
THIS PROJECT IS SUBJECT TO THE FK QUALITY ASSURANCE SYSTEM	
■	SCHEMATIC DESIGN REVIEW FOR THIS PROJECT IS COMPLETE.
■	DESIGN DEVELOPMENT REVIEW FOR THIS PROJECT IS COMPLETE.
■	TENDER DOCUMENTATION REVIEW FOR THIS PROJECT IS COMPLETE.
■	CONSTRUCTION DOCUMENTATION REVIEW FOR THIS DRAWING IS COMPLETE.
IF THIS DRAWING IS STAMPED UNCONTROLLED COPY THEN IT IS TO BE CONSIDERED A DRAFT. SUBJECT TO REVISION WITHOUT NOTICE	

NOTES
THIS DRAWING IS COPYRIGHT AND SHALL REMAIN THE PROPERTY OF FENDER KATSAIDIS (AUST) PTY LTD
CHECK AND VERIFY ALL DIMENSIONS ON SITE PRIOR TO COMMENCING WORK. DRAWING TO BE READ IN CONJUNCTION WITH ALL OTHER CONTRACT DOCUMENTS. DO NOT SCALE DRAWINGS. USE FIGURED DIMENSIONS ONLY. SEEK CLARIFICATION OF INCONSISTENCIES / CONFLICTS.

PROJECT
MERITON SUITES CANBERRA 40 ALLARA ST CANBERRA ACT 2061

PROJECT
MERITON SUITES CANBERRA 40 ALLARA ST CANBERRA ACT 2061

FENDER KATSAIDIS
WWW.FKAUSTRALIA.COM L21, 259 GEORGE STREET, SYDNEY NEW SOUTH WALES 2000 AUSTRALIA TELEPHONE: +61 2 8216 9500 FENDER KATSAIDIS (AUST) PTY LTD ACN 092 943 032



REVISION		REVISION	
A	ISSUE FOR CONSTRUCTION	AR	03.02.2022
B	CONCRETE PANEL C25 TO SLAB DETAIL	AR	08.02.2022
C	PANELS 17 AND 26	AR	09.05.2022
D	ADDITIONAL SECTIONS	AR	13.05.2022
E	WATERPROOFING NOTES MOVED TO A900 SERIES DRAWINGS	AR	06.07.2022

QUALITY ASSURANCE	(FK IS A CERTIFIED COMPANY TO ISO 9001:2015)
THIS PROJECT IS SUBJECT TO THE FK QUALITY ASSURANCE SYSTEM	
■	SCHEMATIC DESIGN REVIEW FOR THIS PROJECT IS COMPLETE.
■	DESIGN DEVELOPMENT REVIEW FOR THIS PROJECT IS COMPLETE.
■	TENDER DOCUMENTATION REVIEW FOR THIS PROJECT IS COMPLETE.
■	CONSTRUCTION DOCUMENTATION REVIEW FOR THIS DRAWING IS COMPLETE.
IF THIS DRAWING IS STAMPED UNCONTROLLED COPY THEN IT IS TO BE CONSIDERED A DRAFT. SUBJECT TO REVISION WITHOUT NOTICE	

NOTES
THIS DRAWING IS COPYRIGHT AND SHALL REMAIN THE PROPERTY OF FENDER KATSAIDIS (AUST) PTY LTD
CHECK AND VERIFY ALL DIMENSIONS ON SITE PRIOR TO COMMENCING WORK. DRAWING TO BE READ IN CONJUNCTION WITH ALL OTHER CONTRACT DOCUMENTS. DO NOT SCALE DRAWINGS. USE FIGURED DIMENSIONS ONLY. SEEK CLARIFICATION OF INCONSISTENCIES / CONFLICTS.

PROJECT
MERITON SUITES CANBERRA 40 ALLARA ST CANBERRA ACT 2061

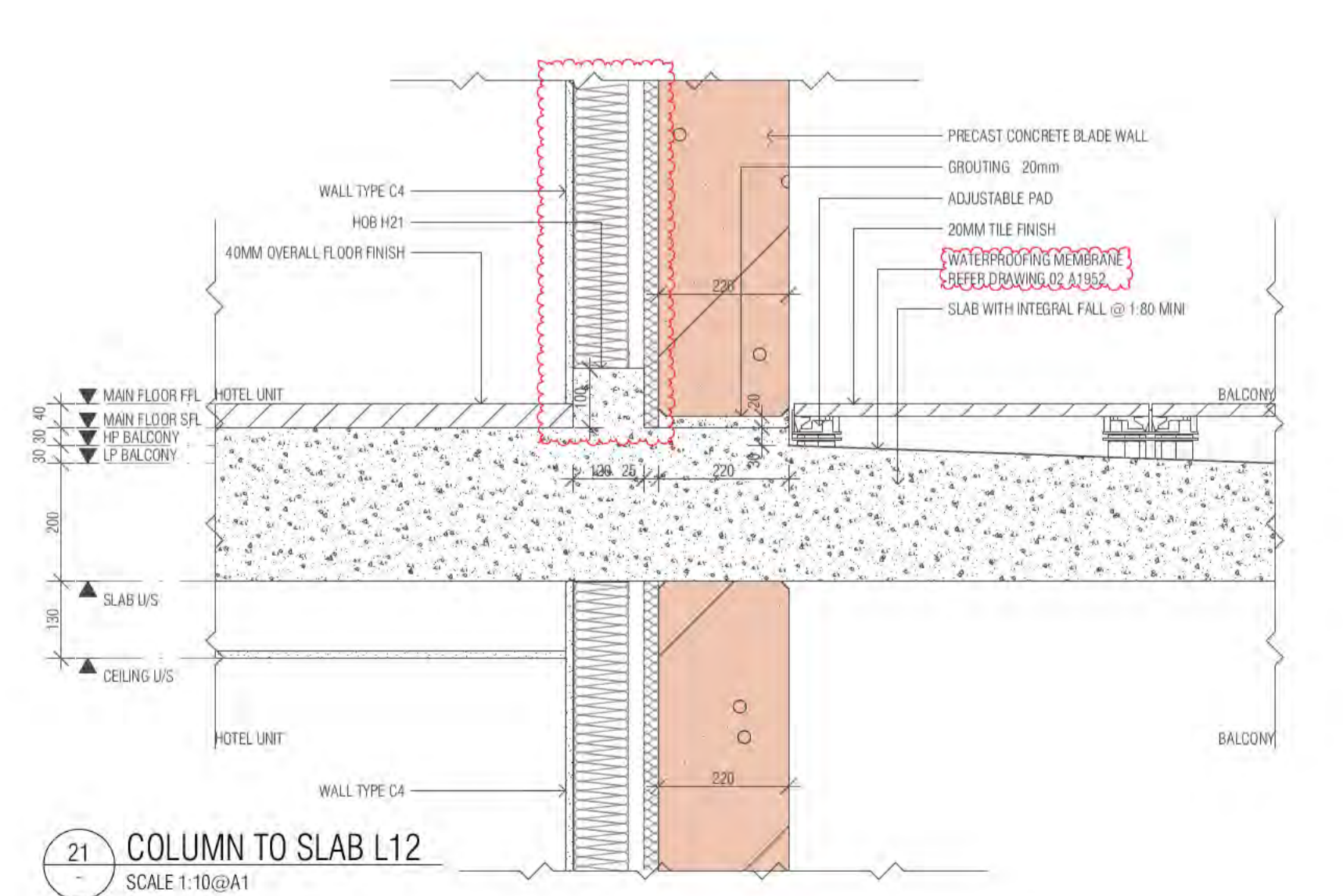
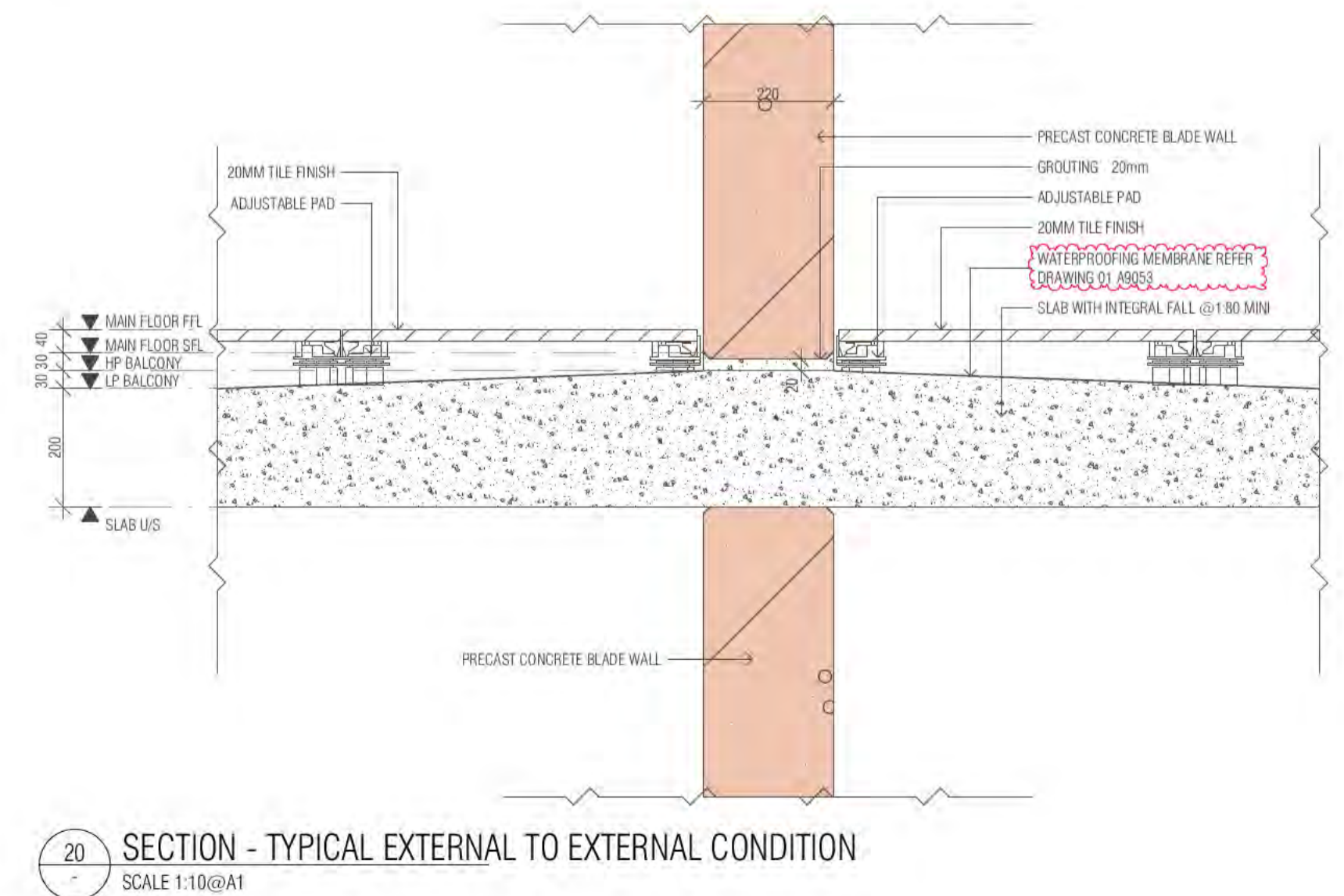
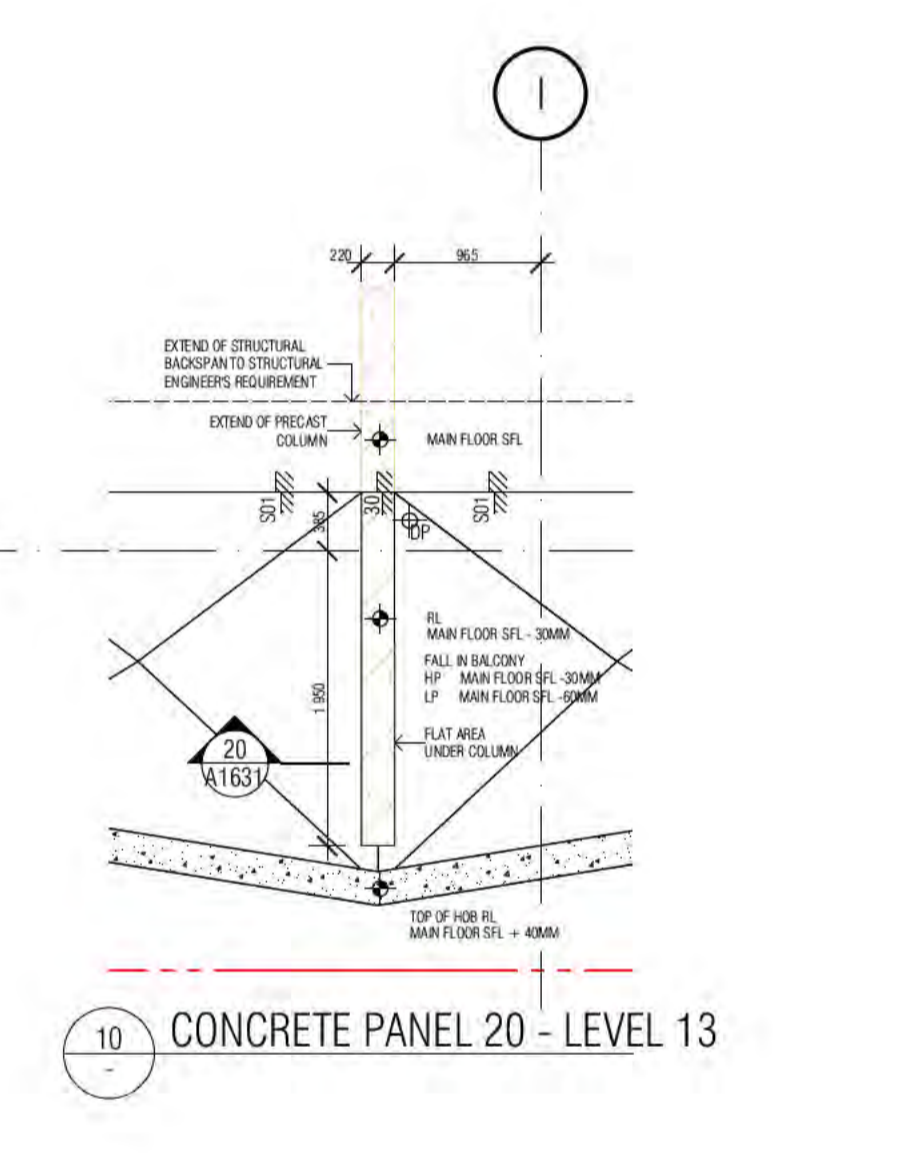
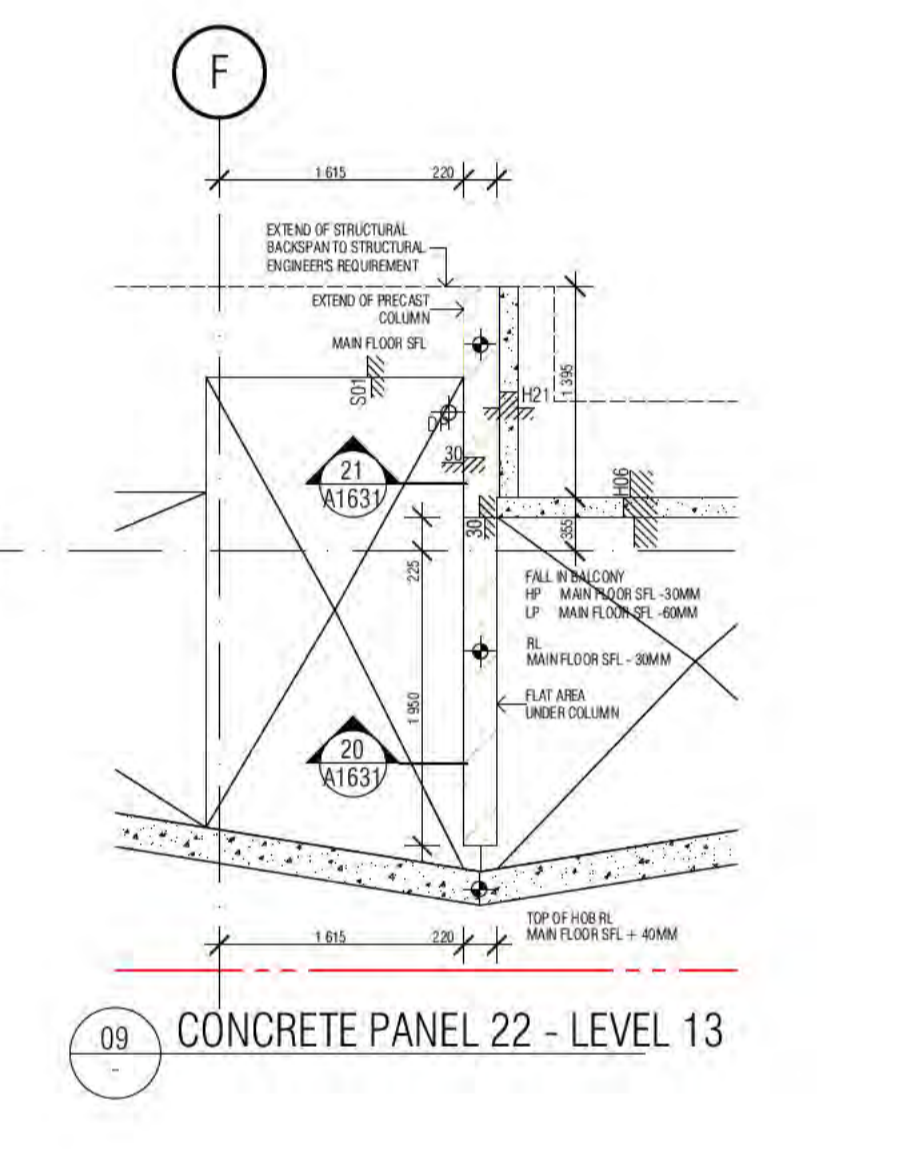
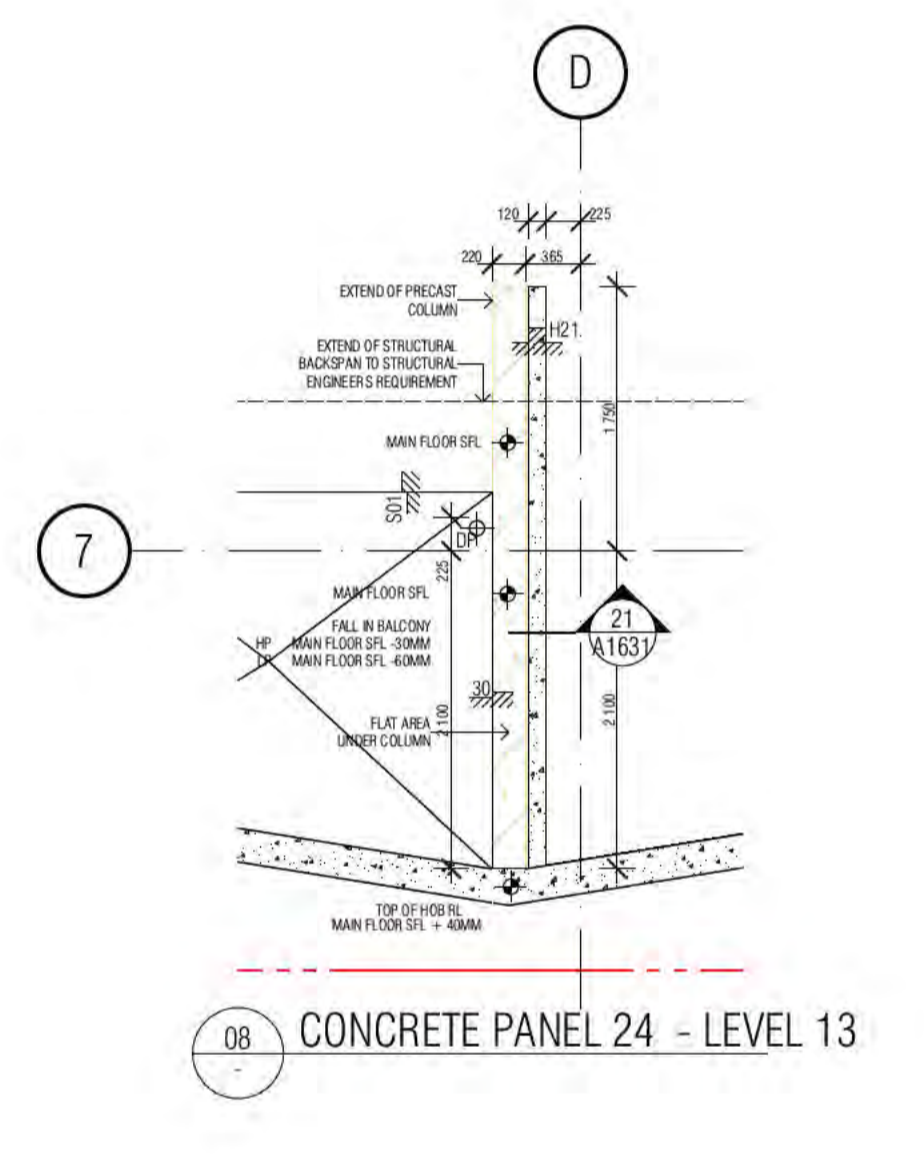
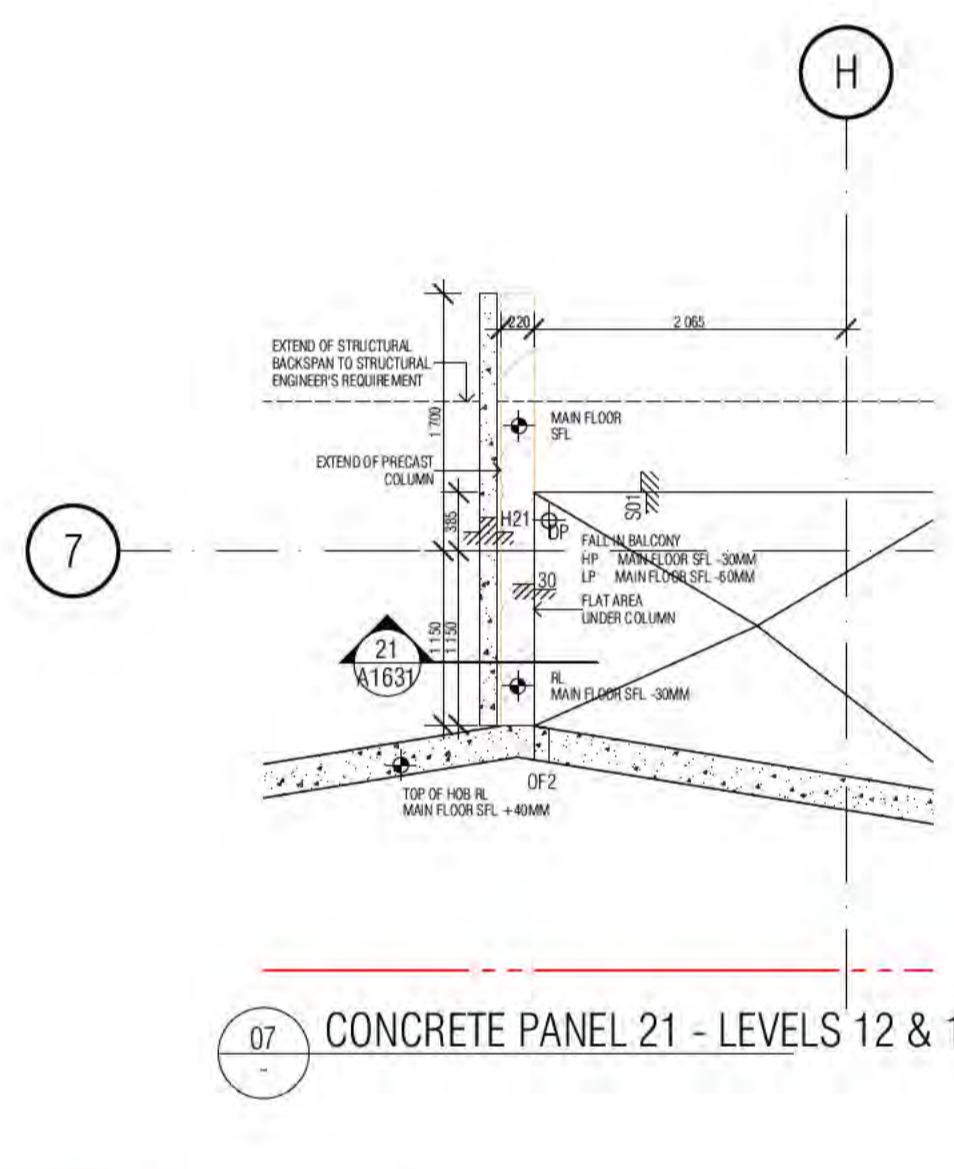
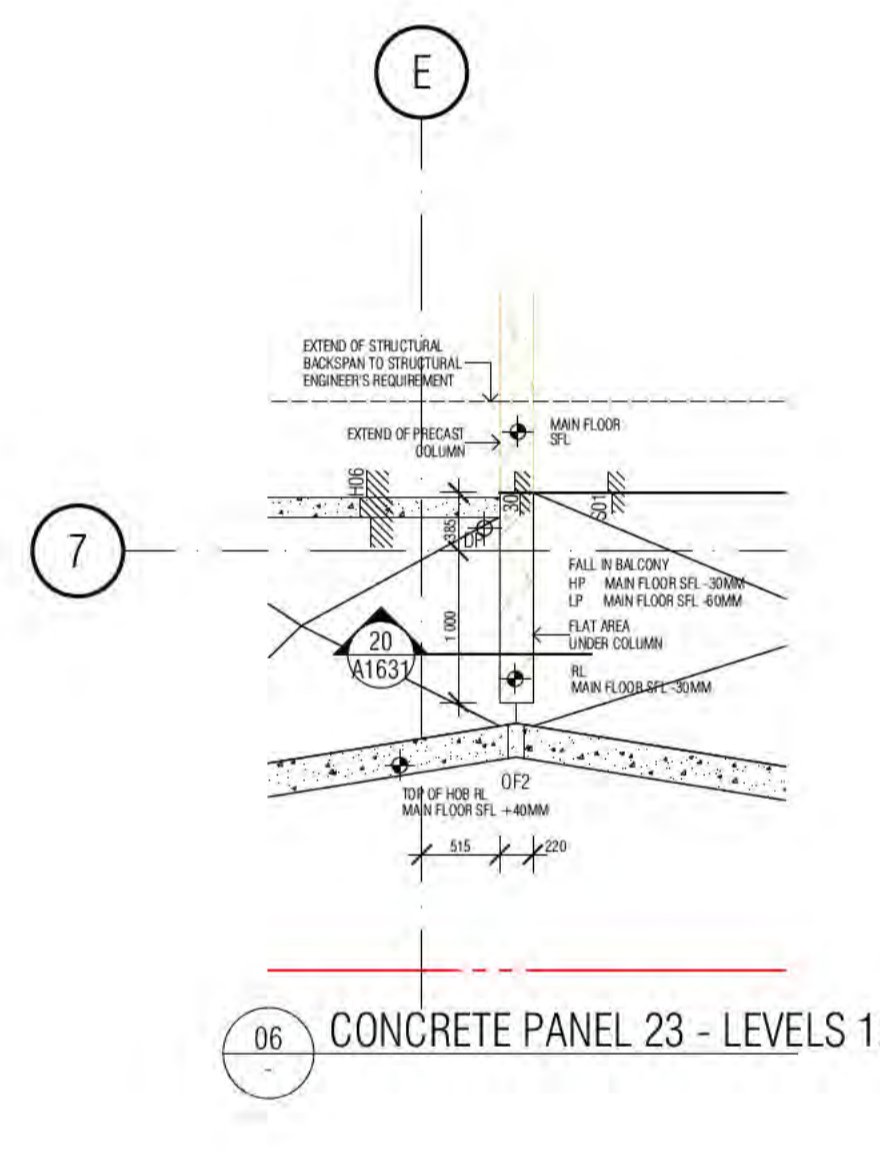
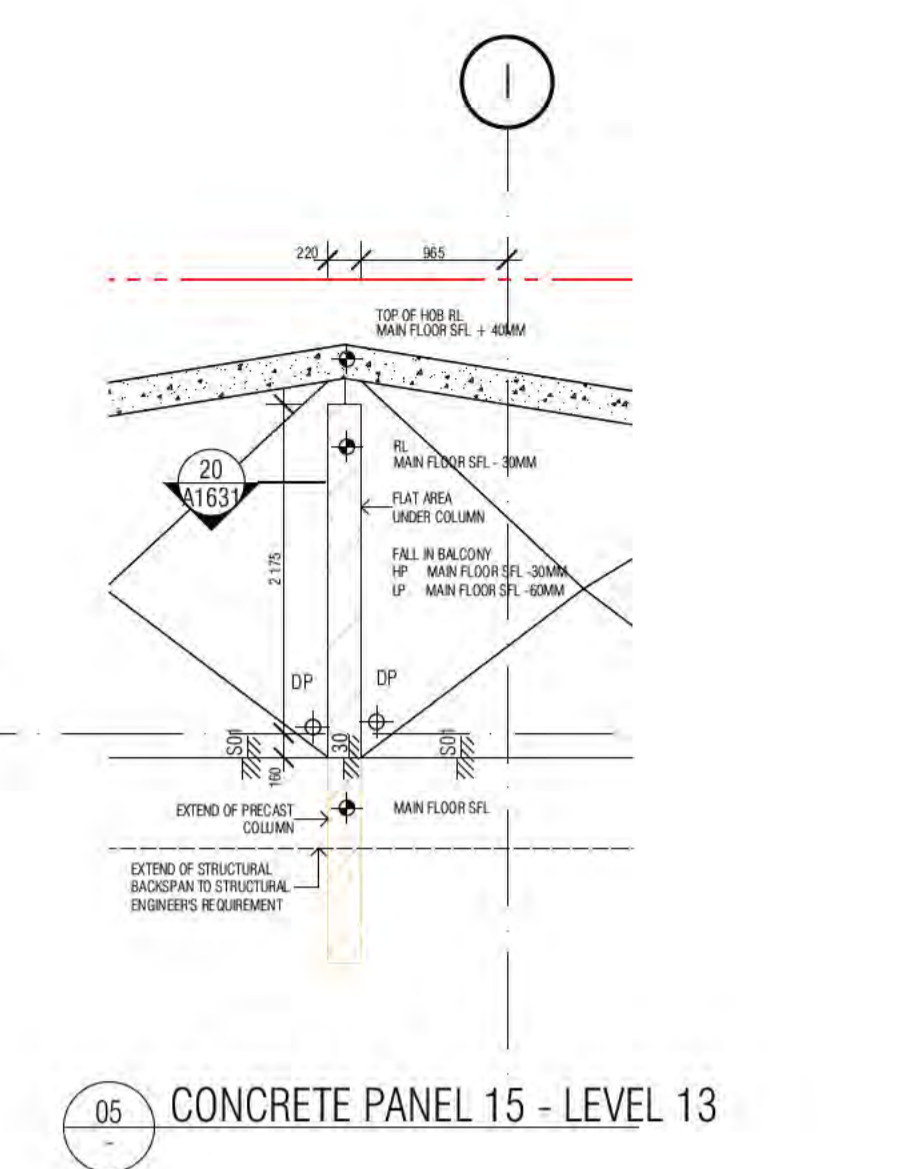
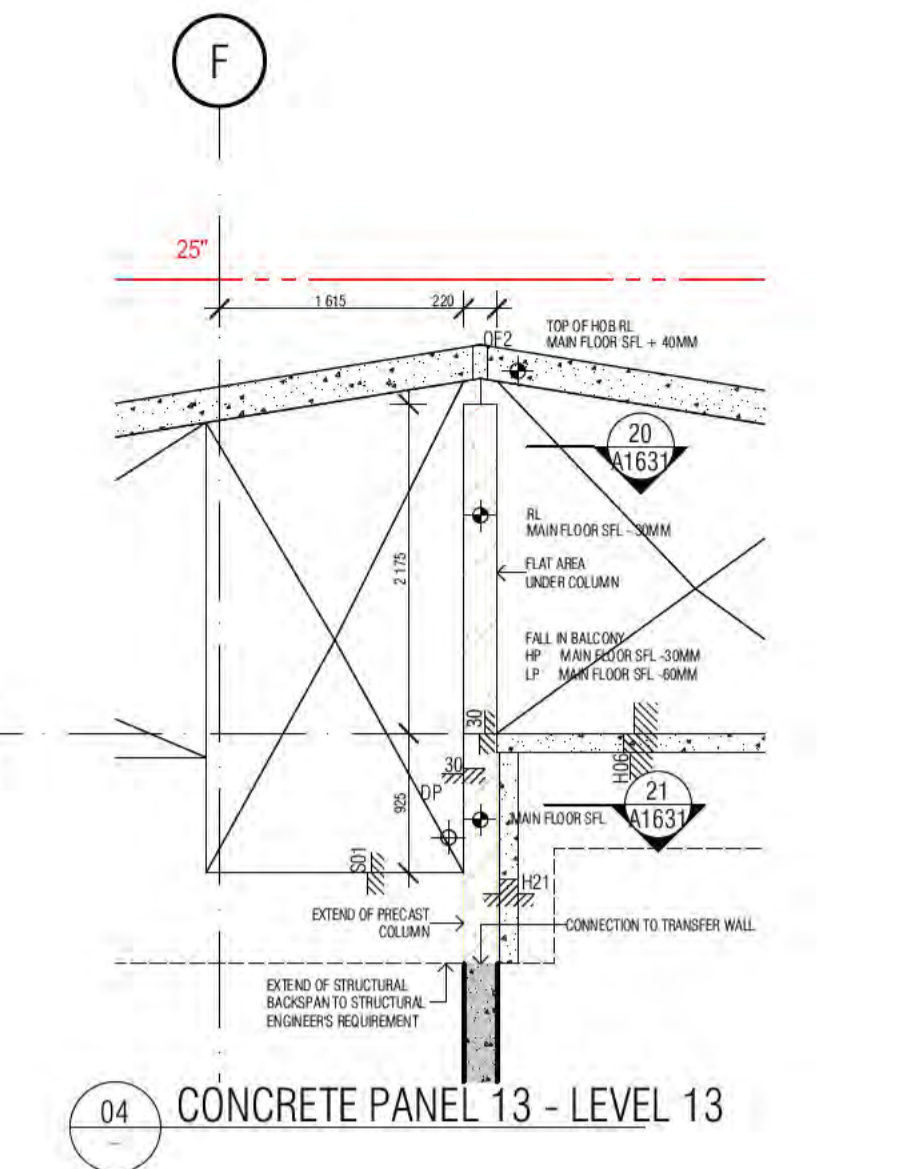
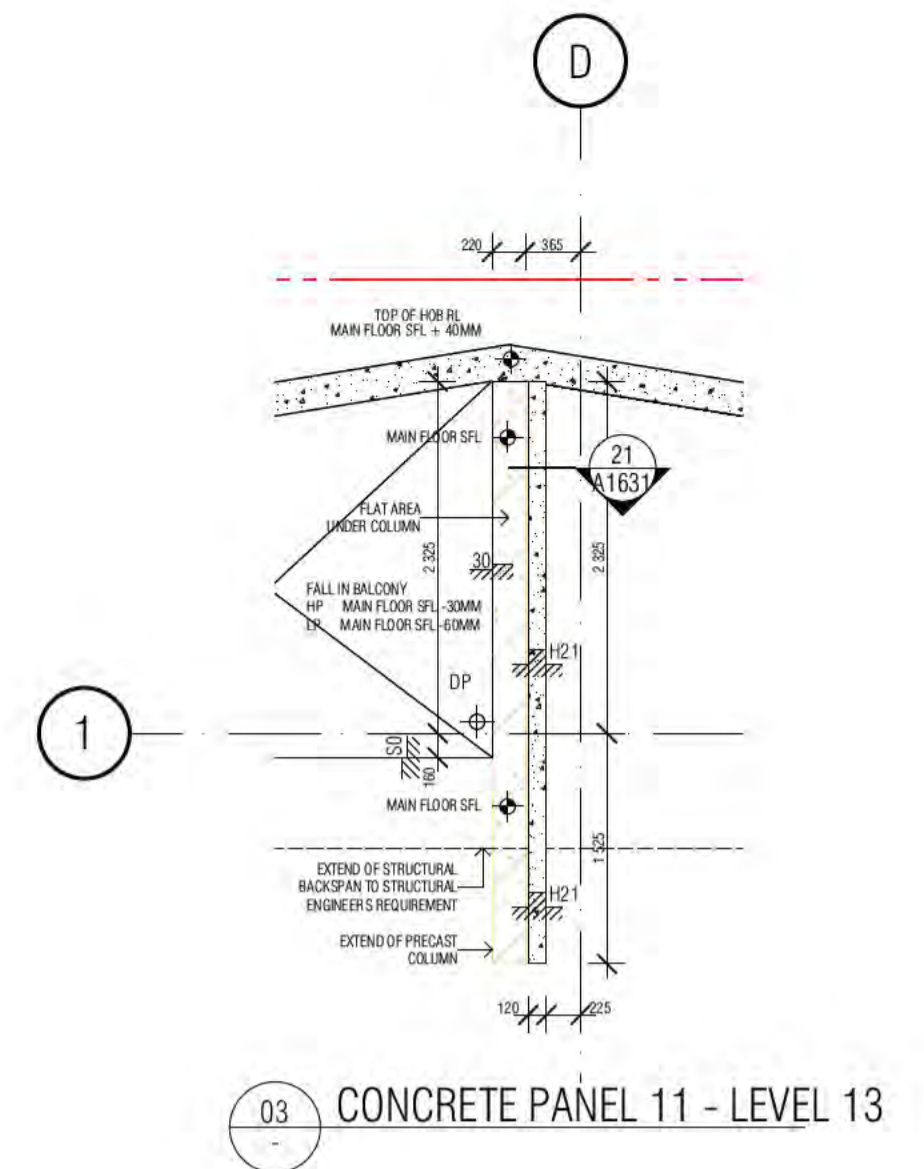
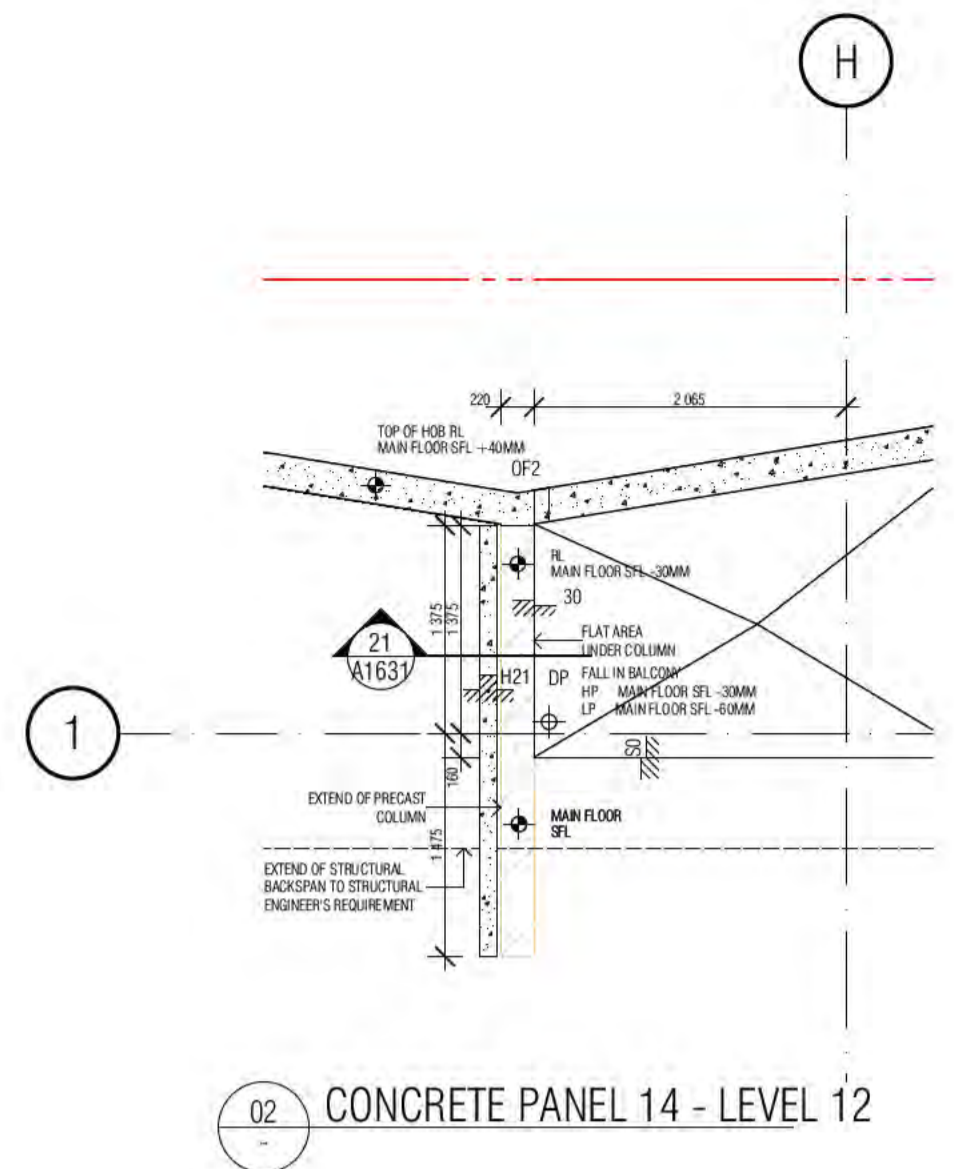
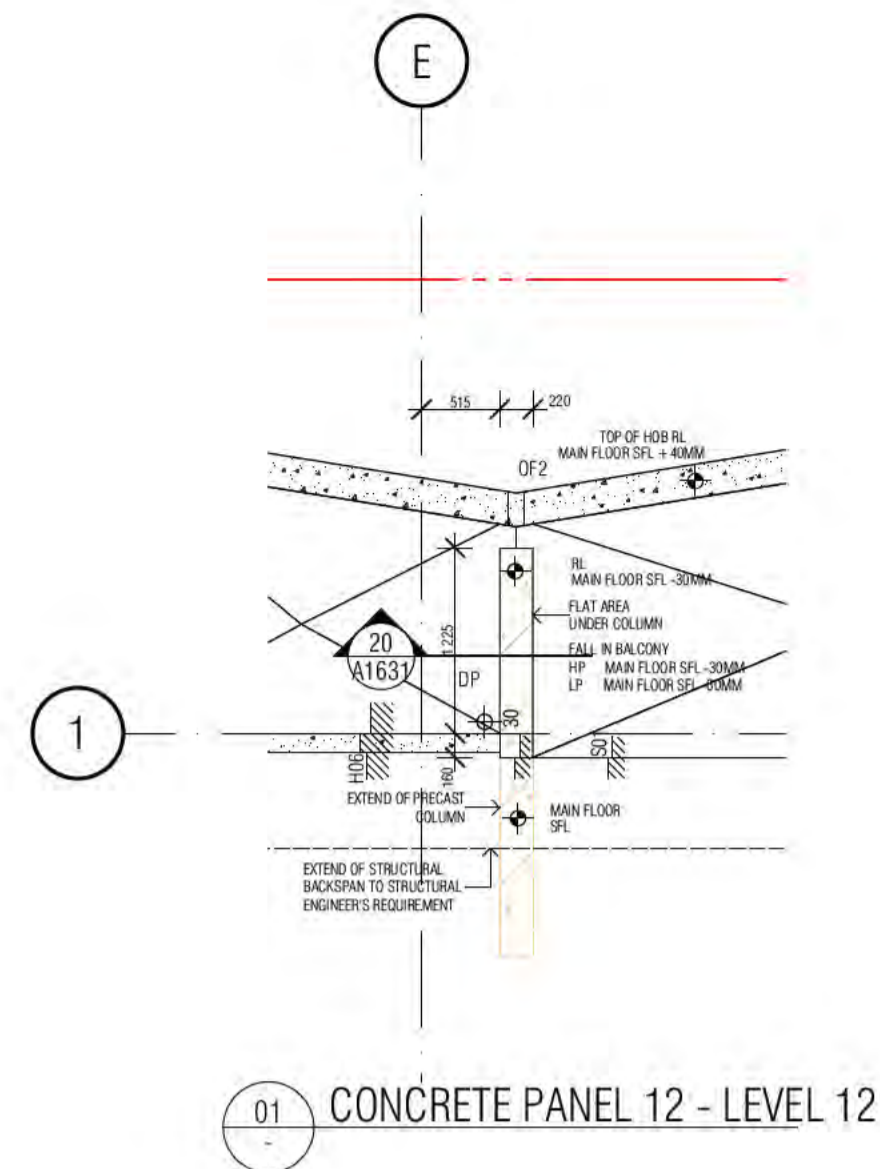
PROJECT
MERITON SUITES CANBERRA 40 ALLARA ST CANBERRA ACT 2061

FENDER KATSAIDIS
WWW.FKAUSTRALIA.COM L21, 259 GEORGE STREET, SYDNEY NEW SOUTH WALES 2000 AUSTRALIA TELEPHONE: +61 2 8216 9500 FENDER KATSAIDIS (AUST) PTY LTD ACN 092 943 032



BCA certifiers
Date Issued:
14 August 2023
BUILDING APPROVAL
is amended under
S.32 of the
Building Act 2004.
BCA Certifiers
Australia Pty Ltd
Lic. No. 1111111111
Sch 2.2(a)(ii)
This amended Building
Approval is subject to the
original conditions of
approval dated
01 June 2022

REV. DRAWING NO.
E A1630



BCA certifiers
 Date Issued: 14 August 2023
 BUILDING APPROVAL is amended under S.32 of the Building Act 2004. BCA Certifiers Australia Pty Ltd Lic. No. 10115
 Sch 2.2(a)(ii)
 This amended Building Approval is subject to the original conditions of approval dated 01 June 2022

BIMcloud: FRBIMCLOUD BIMcloud19125 40 Allara St Canberra\00 MODEL\00 CD\BIM MODEL\19125 General

REVISION	REVISION
A ISSUE FOR CONSTRUCTION	AR 27.10.2020
B ADDITIONAL SECTIONS	AR 13.05.2022
C WATERPROOFING NOTES MOVED TO A900 SERIES DRAWINGS	AR 06.07.2022

QUALITY ASSURANCE (FK IS A CERTIFIED COMPANY TO ISO 9001:2015)
 THIS PROJECT IS SUBJECT TO THE FK QUALITY ASSURANCE SYSTEM
 ■ SCHEMATIC DESIGN REVIEW FOR THIS PROJECT IS COMPLETE. DATE OF REVIEW: 01.10.2020
 ■ DESIGN DEVELOPMENT REVIEW FOR THIS PROJECT IS COMPLETE. DATE OF REVIEW: 01.10.2021
 ■ TENDER DOCUMENTATION REVIEW FOR THIS PROJECT IS COMPLETE. DATE OF REVIEW: 11.11.2021
 ■ CONSTRUCTION DOCUMENTATION REVIEW FOR THIS DRAWING IS COMPLETE. DATE OF REVIEW: 18.01.2022
 IF THIS DRAWING IS STAMPED UNCONTROLLED COPY THEN IT IS TO BE CONSIDERED A DRAFT. SUBJECT TO REVISION WITHOUT NOTICE

NOTES
 THIS DRAWING IS COPYRIGHT AND SHALL REMAIN THE PROPERTY OF FENDER KATSALIDIS (AUST) PTY LTD
 CHECK AND VERIFY ALL DIMENSIONS ON SITE PRIOR TO COMMENCING WORK. DRAWING TO BE READ IN CONJUNCTION WITH ALL OTHER CONTRACT DOCUMENTS. DO NOT SCALE DRAWINGS. USE FIGURED DIMENSIONS ONLY. SEEK CLARIFICATION OF INCONSISTENCIES / CONFLICTS.

DRAWN	DATE	CHECKED	PLOT DATE	JOB NO.	SCALE
AR	06.07.2022	PM	06.07.2022	19125	1:50@A1

PROJECT
 MERITON SUITES CANBERRA
 40 ALLARA ST
 CANBERRA ACT 2061

DRAWING TITLE
 CONCRETE DETAILS SHEET 02

FENDER KATSALIDIS
 WWW.FKAUSTRALIA.COM
 L21, 259 GEORGE STREET, SYDNEY
 NEW SOUTH WALES 2000 AUSTRALIA
 TELEPHONE: +61 2 8216 3500
 FENDER KATSALIDIS (AUST) PTY LTD ACN 092 943 032

ISSUE PURPOSE
 FOR CONSTRUCTION

REV. DRAWING NO.
 C **A1631**



MERITON SUITES CANBERRA
40 ALLARA ST
CANBERRA 2061

PROJECT NO: 19125

CONSTRUCTION ISSUE

DRAWING INDEX		
A4010	C	ELECTRICAL RCP LEGEND FOR CONSTRUCTION
A4098	B	BASEMENT P2 ELECTRICAL RCP SETOUT PLAN FOR CONSTRUCTION
A4099	B	BASEMENT P1 ELECTRICAL RCP SETOUT PLAN FOR CONSTRUCTION
A4100	K	GROUND LEVEL ELECTRICAL RCP SETOUT PLAN FOR CONSTRUCTION
A4101	J	LEVEL 01 ELECTRICAL RCP SETOUT PLAN FOR CONSTRUCTION
A4102	E	LEVEL 02 ELECTRICAL RCP SETOUT PLAN FOR CONSTRUCTION
A4103	E	LEVEL 03 ELECTRICAL RCP SETOUT PLAN FOR CONSTRUCTION
A4104	E	LEVEL 04 ELECTRICAL RCP SETOUT PLAN FOR CONSTRUCTION
A4105	E	LEVEL 05 ELECTRICAL RCP SETOUT PLAN FOR CONSTRUCTION
A4106	D	LEVEL 06 ELECTRICAL RCP SETOUT PLAN FOR CONSTRUCTION
A4107	D	LEVEL 07 ELECTRICAL RCP SETOUT PLAN FOR CONSTRUCTION
A4108	D	LEVEL 08 ELECTRICAL RCP SETOUT PLAN FOR CONSTRUCTION
A4109	D	LEVEL 09 ELECTRICAL RCP SETOUT PLAN FOR CONSTRUCTION
A4110	D	LEVEL 10 ELECTRICAL RCP SETOUT PLAN FOR CONSTRUCTION
A4111	D	LEVEL 11 ELECTRICAL RCP SETOUT PLAN FOR CONSTRUCTION
A4112	F	LEVEL 12 ELECTRICAL RCP SETOUT PLAN FOR CONSTRUCTION
A4113	F	LEVEL 13 ELECTRICAL RCP SETOUT PLAN FOR CONSTRUCTION
A4114	G	LEVEL 14 ELECTRICAL RCP SETOUT PLAN FOR CONSTRUCTION
A4115	H	LEVEL 15 ELECTRICAL RCP SETOUT PLAN FOR CONSTRUCTION
A4116	H	LEVEL 16 ELECTRICAL RCP SETOUT PLAN FOR CONSTRUCTION
A4150	C	TYPICAL SUITES ELECTRICAL RCP SETOUT PLAN FOR CONSTRUCTION
A4160	C	ELECTRICAL ENTRY FEATURE LIGHTING DESIGN FOR CONSTRUCTION



BIMcloud: Itaprobim01 BIMcloud/19125 40 Allara St, Canberra/00 BIM MODELS/00 CD/CENTRAL MODELS/19125 General

REVISION	REVISION	REVISION	REVISION	REVISION
F GENERAL UPDATE PM 02.06.2022	N GROUND + L15 LIGHTING COORDINATION AR 06.12.2022	G GENERAL UPDATE PM 10.06.2022	O 9M OF LED LIGHTING REMOVED AR 06.12.2022	H MERITON COMMENTS ADDITIONAL HOBS AR 16.06.2022
J DOWNLIGHTS TO BOH OFFICE AND LUGGAGE ROOMS PM 23.06.2022	P AW18 COVERPLATE + REMOVED MESH SCREEN AR 10.01.2023	K GENERAL UPDATE PM 19.08.2022	D GENERAL UPDATE PM 16.01.2023	I GENERAL UPDATE PM 07.10.2022
L AWNING 01 / 02 COORDINATION WITH SUBCONTRACTORS AR 11.11.2022	R SUITE 1313 REVISED LIGHTING LAYOUT PM 18.01.2023	M COORDINATION WITH LOGICAL FACADE AR 23.11.2022	S GENERAL UPDATE PM 16.02.2023	J GENERAL UPDATE PM 17.02.2023
	T MSSB LEVEL 16 PM 17.02.2023		U GENERAL UPDATE PM 18.05.2023	

QUALITY ASSURANCE (FK IS A CERTIFIED COMPANY TO ISO 9001 2015)

THIS PROJECT IS SUBJECT TO THE FK QUALITY ASSURANCE SYSTEM

- SCHEMATIC DESIGN REVIEW FOR THIS PROJECT IS COMPLETE. DATE OF REVIEW: 01.10.2020
- DESIGN DEVELOPMENT REVIEW FOR THIS PROJECT IS COMPLETE. DATE OF REVIEW: 01.10.2021
- TENDER DOCUMENTATION REVIEW FOR THIS PROJECT IS COMPLETE. DATE OF REVIEW: 11.11.2021
- CONSTRUCTION DOCUMENTATION REVIEW FOR THIS DRAWING IS COMPLETE. DATE OF REVIEW: 18.01.2022

IF THIS DRAWING IS STAMPED UNCONTROLLED COPY THEN IT IS TO BE CONSIDERED A DRAFT. SUBJECT TO REVISION WITHOUT NOTICE

NOTES

THIS DRAWING IS COPYRIGHT AND SHALL REMAIN THE PROPERTY OF FENDER KATSALIDIS (AUST) PTY LTD
 CHECK AND VERIFY ALL DIMENSIONS ON SITE PRIOR TO COMMENCING WORK. DRAWING TO BE READ IN CONJUNCTION WITH ALL OTHER CONTRACT DOCUMENTS. DO NOT SCALE DRAWINGS. USE FIGURED DIMENSIONS ONLY. SEEK CLARIFICATION OF INCONSISTENCIES / CONFLICTS.

DRAWN	DATE	CHECKED	PLOT DATE	JOB NO.	SCALE
BB	18.05.2023	PM	18.05.2023	19125	N.T.S.@A1

PROJECT

MERITON SUITES CANBERRA
 40 ALLARA ST
 CANBERRA ACT 2061

DRAWING TITLE

COVER SHEET ELECTRICAL PACKAGE

FENDER KATSALIDIS
 WWW.FKAUSTRALIA.COM
 L21, 259 GEORGE STREET, SYDNEY
 NEW SOUTH WALES 2000 AUSTRALIA
 TELEPHONE: +61 2 8216 3500
 FENDER KATSALIDIS (AUST) PTY LTD ACN 092 943 032

ISSUE PURPOSE

FOR CONSTRUCTION



→ ELECTRICAL REFLECTED CEILING SETOUT PLAN LEGEND

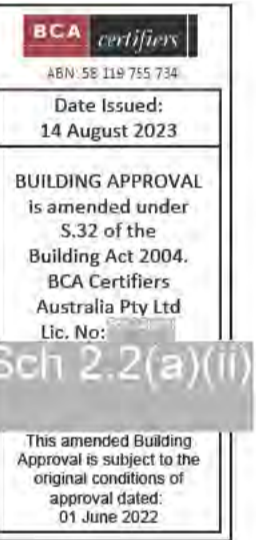
HOTEL SUITE/ROOM LEGEND

- 1BR → HOTEL SUITE TYPE/ROOM NAME
- 101 → APT NUMBER
- REFER A7000-x1-50 DETAIL DRAWING
- 4 m2 → APARTMENT NLA

- PEL PELMET
- DL RECESSED DOWNLIGHT
- SL CANISTER SOFFIT LIGHT
- ◊WL WALL LIGHT
- ***** RECESSED PELMET LIGHT
- ▬ FLUORESCENT LIGHT
- LED-***** LED STRIP LIGHT RECESSED INTO AWNING
- P1 FEATURE PENDANT LIGHT IN HOTEL LOBBY
REFER MERITON INTERIOR DESIGN DRAWINGS FOR FINAL SELECTION
- P2 EXTERNAL FEATURE LIGHTING - REFER MERITON FEATURE LIGHTING DRAWING PACKAGE FOR DESIGN AND DETAILS
- P3 FEATURE PENDANT LIGHT IN POOL AREA
REFER MERITON INTERIOR DESIGN DRAWINGS FOR FINAL SELECTION
- ▲ SINGLE GENERAL PURPOSE POWER OUTLET
- ▲ DOUBLE GENERAL PURPOSE POWER OUTLET
- ⚡ LIGHT SWITCH
- ⚡ LIGHT SWITCH 2 WAY
- EF ⚡ EXHAUST FAN SWITCH
- SINGLE DATA POINT
- FM/TV/DATA FREE TO AIR, PAY TV, DATA POINT
- ☎ TELEPHONE POINT
- INTERCOM
- METER METER BOX
- ☒ CEILING DIFFUSER REFER MECH DRAWING FOR SIZES
- ☒ ACCESS PANEL REFER MECH DRAWINGS FOR SIZES
- ⓑ1 → CROSS REFERENCE TAGGING TO MERITON
- ⓑ2 → ELECTRICAL DOCUMENTATION AND ELEVATIONS
REFER MERITON DRAWING
- Ⓒ1 → GENERIC MS & RESI WALL OUTLETS SETOUT
- Ⓛ → MERITON-C-301-G

GENERAL NOTES

1. ALL WALL AND SLAB PENETRATIONS TO BE CONFIRMED BY STRUCTURE
2. ACOUSTIC INSULATION TAGGED, REFER TO ACOUSTIC REPORT, CEILING DETAILS & SERVICES DRAWINGS FOR EXTENT
3. REFLECTED CEILING PLANS TO BE READ IN CONJUNCTION WITH SECTION J, ACOUSTIC, STRUCTURAL, ELECTRICAL, MECHANICAL, FIRE & HYDRAULIC DOCUMENTS
4. REFER TO EXTERNAL FINISHES SCHEDULES FOR FINISHES TYPES LISTED
5. VERIFY ARCHITECTURAL SET-OUTS OF FITTINGS AGAINST RELEVANT CONSULTANT DOCUMENTATION AND CODE REQUIREMENTS. ADVISE ANY DISCREPANCIES TO THE ARCHITECT BEFORE PROCEEDING
6. ALL CEILING DETAILS / TYPES TO BE READ IN CONJUNCTION WITH ARCHITECTURAL BULKHEAD AND ELECTRICAL REFLECTED CEILING PLANS, SECTION J AND ACOUSTIC REPORTS, ELECTRICAL, MECHANICAL, FIRE & HYDRAULIC CONSULTANT DOCUMENTATION SPECIFICATIONS & THEIR DETAILS RESPECTIVELY
7. CEILING HEIGHTS SHOWN IN ACCORDANCE WITH ACOUSTIC CONSULTANT'S SPEC / REQUIREMENTS.
8. WHERE PRECAST CONCRETE MEETS OFF-FORM CONCRETE A DRIP GROOVE IS REQUIRED. REFER TO CONSTRUCTION DETAILS FOR MORE DETAIL.
9. ACOUSTIC TREATMENT TO ALL PLUMBING IN ACCORDANCE WITH ACOUSTIC CONSULTANT'S SPEC / REQUIREMENTS, INCLUDING LAGGING, INSULATION, PLASTERBOARD SPEC, ETC.
10. UNDERLAY TO ACOUSTIC CONSULTANT'S SPEC / REQUIREMENTS.
11. DETAILS OF ACOUSTIC UNDERLAY MATERIAL AND THICKNESS TO BE APPROVED BY ACOUSTIC CONSULTANT UPON SATISFACTORY TEST DATA FROM SUPPLIERS.
12. CEILING HEIGHT IS MEASURED ABOVE THE FFL U.N.O
13. LIGHTING REBATES: SPACING AND NUMBERS TO ACOUSTIC CONSULTANT'S SPEC / REQUIREMENTS. INSTALL LIGHTING (AND ALL OTHER SERVICES) IN ACCORDANCE WITH THE ACOUSTIC CONSULTANT'S SPEC / REQUIREMENTS.
14. PROVIDE ALL SUBMISSIONS FOR APPROVAL AS NOMINATED BY ACOUSTIC CONSULTANT.
15. AS PER MERITON DOCUMENTATION ALLOW FOR 3000K LED LIGHTS TO ALL SUITES INCLUDING BALCONIES AND BATHROOMS
16. LAUNDRIES TYPICAL: PROVIDE SWITCH TO CONNECT TO GPO FOR REMOTE CONTROL OF EXHAUST FAN



Sch 2.2(a)(ii)

REVISION	REVISION
DESIGN DEVELOPMENT	PM 16.10.2020
01 GENERAL UPDATE	PM 25.10.2021
A ISSUE FOR CONSTRUCTION	PM 31.01.2022
B AWNING 01 / 02 COORDINATION WITH SUBCONTRACTORS	AR 11.11.2022
C REFER MERITON DRAWINGS FOR FEATURE ENTRY LIGHTING	PM 18.05.2023

QUALITY ASSURANCE (FK IS A CERTIFIED COMPANY TO ISO 9001:2015)

THIS PROJECT IS SUBJECT TO THE FK QUALITY ASSURANCE SYSTEM

■ SCHEMATIC DESIGN REVIEW FOR THIS PROJECT IS COMPLETE.	DATE OF REVIEW: 01.10.2020
■ DESIGN DEVELOPMENT REVIEW FOR THIS PROJECT IS COMPLETE.	DATE OF REVIEW: 01.10.2021
■ TENDER DOCUMENTATION REVIEW FOR THIS PROJECT IS COMPLETE.	DATE OF REVIEW: 11.11.2021
■ CONSTRUCTION DOCUMENTATION REVIEW FOR THIS DRAWING IS COMPLETE.	DATE OF REVIEW: 18.01.2022

IF THIS DRAWING IS STAMPED UNCONTROLLED COPY THEN IT IS TO BE CONSIDERED A DRAFT. SUBJECT TO REVISION WITHOUT NOTICE

NOTES

THIS DRAWING IS COPYRIGHT AND SHALL REMAIN THE PROPERTY OF FENDER KATSALIDIS (AUST) PTY LTD. CHECK AND VERIFY ALL DIMENSIONS ON SITE PRIOR TO COMMENCING WORK. DRAWING TO BE READ IN CONJUNCTION WITH ALL OTHER CONTRACT DOCUMENTS. DO NOT SCALE DRAWINGS. USE FIGURED DIMENSIONS ONLY. SEEK CLARIFICATION OF INCONSISTENCIES / CONFLICTS.

DRAWN	DATE	CHECKED	PLOT DATE	JOB NO.	SCALE
BB	18.05.2023	PM	18.05.2023	19125	N.T.S.@A1

PROJECT

MERITON SUITES CANBERRA
40 ALLARA ST
CANBERRA ACT 2061


DRAWING TITLE

ELECTRICAL RCP LEGEND

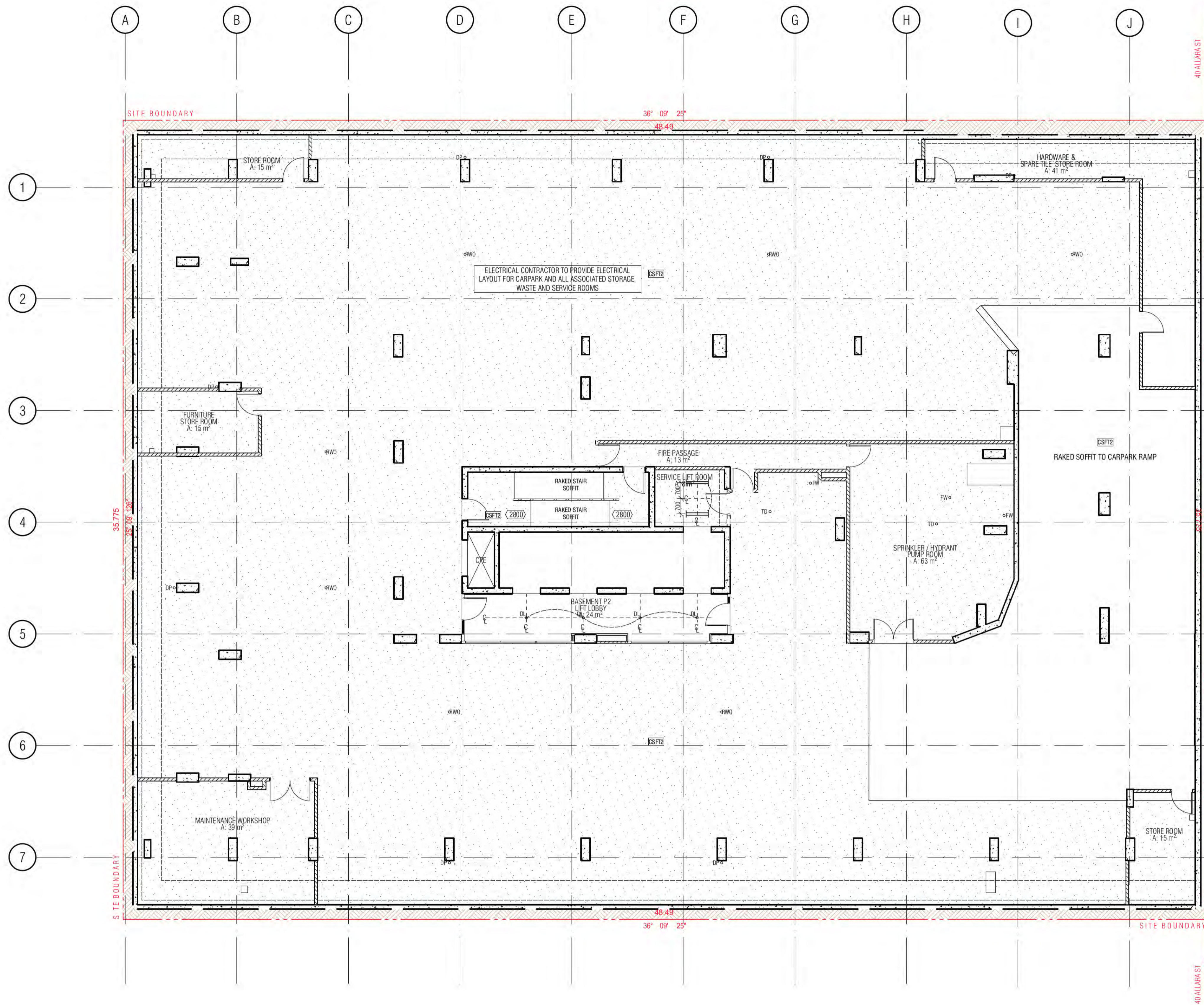
FENDER KATSALIDIS
WWW.FKAUSTRALIA.COM
L21, 259 GEORGE STREET, SYDNEY
NEW SOUTH WALES 2000 AUSTRALIA
TELEPHONE: +61 2 8216 3500
FENDER KATSALIDIS (AUST) PTY LTD ACN 092 943 032

ISSUE PURPOSE

FOR CONSTRUCTION



REV. C **DRAWING NO.** A4010



ELECTRICAL REFLECTED CEILING SETOUT PLAN LEGEND

- HOTEL SUITE/ROOM LEGEND**
- 1BR → HOTEL SUITE TYPE/ROOM NAME
 - 101 → APT NUMBER
 - REFER A7000 → 1:50 DETAIL DRAWING
 - 4 m2 → APARTMENT MLA
- PEL** PELMET
- DL RECESSED DOWNLIGHT
 - SL CANISTER SOFFIT LIGHT
 - WL WALL LIGHT
 - RECESSED PELMET LIGHT
 - ===== FLUORESCENT LIGHT
 - LED STRIP LIGHT RECESSED INTO AWNING
 - P1 (P) FEATURE PENDANT LIGHT IN HOTEL LOBBY REFER MERITON INTERIOR DESIGN DRAWINGS FOR FINAL SELECTION
 - P2 (P) EXTERNAL FEATURE LIGHTING - REFER MERITON FEATURE LIGHTING DRAWING PACKAGE FOR DESIGN AND DETAILS
 - P3 (P) FEATURE PENDANT LIGHT IN POOL AREA REFER MERITON INTERIOR DESIGN DRAWINGS FOR FINAL SELECTION
 - ▲ SINGLE GENERAL PURPOSE POWER OUTLET
 - ▲ DOUBLE GENERAL PURPOSE POWER OUTLET
 - LIGHT SWITCH
 - LIGHT SWITCH 2 WAY
 - EXHAUST FAN SWITCH
 - SINGLE DATA POINT
 - FREE TO AIR, PAY TV, DATA POINT
 - TELEPHONE POINT
 - INTERCOM
 - METER BOX
 - CEILING DIFFUSER REFER MECH DRAWING FOR SIZES
 - ACCESS PANEL REFER MECH DRAWINGS FOR SIZES
- CROSS REFERENCE TAGGING TO MERITON ELECTRICAL DOCUMENTATION AND ELEVATIONS**
- (B1) REFER MERITON DRAWING
 - (B2) GENERIC MS & RESI WALL OUTLETS SETOUT
 - (L) MERITON-C-301-G

- GENERAL NOTES:**
1. ALL WALL AND SLAB PENETRATIONS TO BE CONFIRMED BY STRUCTURE.
 2. ACOUSTIC INSULATION TAGGED. REFER TO ACOUSTIC REPORT, CEILING DETAILS & SERVICES DRAWINGS FOR EXTENT
 3. REFLECTED CEILING PLANS TO BE READ IN CONJUNCTION WITH SECTION J. ACOUSTIC, STRUCTURAL, ELECTRICAL, MECHANICAL, FIRE & HYDRAULIC DOCUMENTS
 4. REFER TO EXTERNAL FINISHES SCHEDULES FOR FINISHES TYPES LISTED
 5. VERIFY ARCHITECTURAL SET-OUTS OF FITTINGS AGAINST RELEVANT CONTRACT DOCUMENTATION AND CODE REQUIREMENTS. ADVISE ANY DISCREPANCIES BEFORE PROCEEDING
 6. ALL CEILING DETAILS / TYPES TO BE READ IN CONJUNCTION WITH ARCHIT AND ELECTRICAL REFLECTED CEILING PLANS, SECTION J AND ACOUSTIC RE MECHANICAL, FIRE & HYDRAULIC CONSULTANT DOCUMENTATION SPECIFIC DETAILS RESPECTIVELY
 7. CEILING HEIGHTS SHOWN IN ACCORDANCE WITH ACOUSTIC CONSULTANT REQUIREMENTS.
 8. WHERE PRECAST CONCRETE MEETS OFF-FORM CONCRETE A DRIP GROOVE TO CONSTRUCTION DETAILS FOR MORE DETAIL.
 9. ACOUSTIC TREATMENT TO ALL PLUMBING IN ACCORDANCE WITH ACOUSTIC CONSULTANT'S SPEC / REQUIREMENTS, INCLUDING LAGGING, INSULATION, PLASTERBOARD SPEC, ETC.
 10. UNDERLAY TO ACOUSTIC CONSULTANT'S SPEC / REQUIREMENTS.
 11. DETAILS OF ACOUSTIC UNDERLAY MATERIAL AND THICKNESS TO BE APPROVED BY ACOUSTIC CONSULTANT UPON SATISFACTORY TEST DATA FROM SUPPLIERS.
 12. CEILING HEIGHT IS MEASURED ABOVE THE FFL U.N.D
 13. LIGHTING REBATES SPACING AND NUMBERS TO ACOUSTIC CONSULTANT'S SPEC / REQUIREMENTS. INSTALL LIGHTING (AND ALL OTHER SERVICES) IN ACCORDANCE WITH THE ACOUSTIC CONSULTANT'S SPEC / REQUIREMENTS.
 14. PROVIDE ALL SUBMISSIONS FOR APPROVAL AS NOMINATED BY ACOUSTIC CONSULTANT.
 15. AS PER MERITON DOCUMENTATION ALLOW FOR 3000K LED LIGHTS TO ALL SUITES INCLUDING BALCONIES AND BATHROOMS
 16. LAUNDRIES TYPICAL: PROVIDE SWITCH TO CONNECT TO GPO FOR REMOTE CONTROL OF EXHAUST FAN

BCA certifiers
 Date Issued: 14 August 2023
 BUILDING APPROVAL is amended under S.32 of the Building Act 2004. BCA Certifiers Australia Pty Ltd Lic. No. 1111111111
 Sch 2.2(a)(ii)
 This amended Building Approval is subject to the original conditions of approval dated 01 June 2022

01 BASEMENT P2 ELECTRICAL RCP

REVISION	DESCRIPTION	DATE
01	GENERAL UPDATE	16.10.2020
A	ISSUE FOR CONSTRUCTION	25.10.2021
> B	REFER MERITON DRAWINGS FOR FEATURE ENTRY LIGHTING	31.01.2022
		18.05.2023

QUALITY ASSURANCE (FK IS A CERTIFIED COMPANY TO ISO 9001:2015)

THIS PROJECT IS SUBJECT TO THE FK QUALITY ASSURANCE SYSTEM

- SCHEMATIC DESIGN REVIEW FOR THIS PROJECT IS COMPLETE. DATE OF REVIEW: 01.10.2020
- DESIGN DEVELOPMENT REVIEW FOR THIS PROJECT IS COMPLETE. DATE OF REVIEW: 01.10.2021
- TENDER DOCUMENTATION REVIEW FOR THIS PROJECT IS COMPLETE. DATE OF REVIEW: 11.11.2021
- CONSTRUCTION DOCUMENTATION REVIEW FOR THIS PROJECT IS COMPLETE. DATE OF REVIEW: 18.01.2022

IF THIS DRAWING IS STAMPED UNCONTROLLED COPY THEN IT IS TO BE CONSIDERED A DRAFT. SUBJECT TO REVISION WITHOUT NOTICE

NOTES

THIS DRAWING IS COPYRIGHT AND SHALL REMAIN THE PROPERTY OF FENDER KATSALIDIS (AUST) PTY LTD. CHECK AND VERIFY ALL DIMENSIONS ON SITE PRIOR TO COMMENCING WORK. DRAWING TO BE READ IN CONJUNCTION WITH ALL OTHER CONTRACT DOCUMENTS. DO NOT SCALE DRAWINGS. USE FIGURED DIMENSIONS ONLY. SEEK CLARIFICATION OF INCONSISTENCIES / CONFLICTS.

DRAWN	DATE	CHECKED	PLOT DATE	JOB NO.	SCALE
BB	18.05.2023	PM	18.05.2023	19125	1:100@A1

PROJECT

MERITON SUITES CANBERRA
 40 ALLARA ST
 CANBERRA ACT 2061

DRAWING TITLE
 BASEMENT P2 ELECTRICAL RCP SETOUT PLAN

FENDER KATSALIDIS
 WWW.FKAUSTRALIA.COM
 L21, 259 GEORGE STREET, SYDNEY
 NEW SOUTH WALES 2000 AUSTRALIA
 TELEPHONE: +61 2 8216 9500
 FENDER KATSALIDIS (AUST) PTY LTD ACN 092 943 032

ISSUE PURPOSE
 FOR CONSTRUCTION

REV. B **DRAWING NO.** A4098

