

PART B continued **OWNER/S DETAILS — Please Print**

Postal Address **Sch 2 2.2(a)(ii)**

Suburb **Sch 2 2.2(a)(ii)** State **ACT** Postcode **Sch 2 2.2(a)(ii)**

Phone Number Business Hours _____ Mobile **Sch 2 2.2(a)(ii)**

EMAIL ADDRESS **Sch 2 2.2(a)(ii)**

PART C **APPOINTMENT OF CERTIFIER**

As required under the Building Act 2004 I/we hereby advise that I/we the owner/s have appointed the person whose details appear below as the certifier in relation to the building works described in this form

Company Details _____

Name of Certifier **John Bates** ABN/ACN _____

Postal Address **16 Pindari cres**

Suburb **O'Malley** State **ACT** Postcode **2606**

Phone Number Business Hours _____ Mobile **0412628585**

EMAIL ADDRESS **Jonbat@bigPond.net.au**

PART D **APPLICATION FOR BUILDING APPROVAL**

I/we the Owner/s of the abovementioned property hereby apply under Section 26 of the *Building Act 2004* to the certifier named above to issue a building approval for the building work described in this form. I/we have provided the certifier with information and documentation required to issue a building approval as specified in the *Building (General) Regulation 2008*.

PART E **AUTHORITY TO ACCESS BUILDING FILE**

I/we hereby authorise the certifier to access the building file for the property which is the subject of this application for the purposes of obtaining information relevant to the issuing of a building approval and associated processes.

PART F **OWNER/S SIGNATURE/S**

1st Owner's Signature	Sch 2 2.2(a)(ii)	Date	27/6/17
2nd Owner's Signature	Sch 2 2.2(a)(ii)	Date	27/6/17
3rd Owner's Signature	_____	Date	_____
4th Owner's Signature	_____	Date	_____

NOTE: There are penalties for deliberately giving false and misleading information. The Planning and Land Authority or Minister may revoke an approval if satisfied that the approval was obtained by fraud or misrepresentation.

Approved form AF2016-85 approved by David Middlemiss, Construction Occupations Deputy Registrar on 10 August 2016 under section 151 of the *Building Act 2004* and revokes AF2016-80.



Building Act 2004, S151

**Appointment of a Certifier and
Application for Building Approval**

Project ID: B20173807

This form is to be completed by the Owner/s of the land to which the building work relates

PART A - PROJECT DETAILS

Unit	Block	Section	District (Suburb)	Division	Jurisdiction
			GUNGAHLIN	MONCRIEFF	Australian Capital Territory

PART B - OWNER DETAILS

Name	Address	Email Address
Sch 2 2.2(a)(ii)		jonbat@bigpond.net.au
Sch 2 2.2(a)(ii)		jonbat@bigpond.net.au

PART C - APPOINTMENT OF CERTIFIER

As required under the Building ACT 2004 I/we hereby advise that I/we the owner/s have appointed the person whose details appear below as the certifier in relation to the building works described in this form

Full Name	Address	License Number	Expiry Date
JOHN DAVID Bates	16 PINDARI CRESCENT O'MALLEY ACT 2606	19884388	29/03/2018

PART D - APPLICATION FOR BUILDING APPROVAL

I/we the owners of the abovementioned property hereby apply to the certifier named above to issue a building approval under Section 26 of the Building Act 2004 for the building works detailed in the following table

Class of Occupancy	Nature of Work	Project Item Description	Other Description	Type Of Construction	Storeys	Area (m2)	Cost of Works (\$)
10b	New	DA EXEMPT-SWIMMING POOL	Inground Concrete Swimming Pool	NA	1	12.87	Sch 2 2.2(a)(d)

I/we have provided the certifier with the information and documentation required to issue a building approval as specified in the Building (General) Regulation 2008.

PART E - AUTHORITY TO ACCESS BUILDING FILE

I/we hereby authorise the certifier to access the building file held by Access Canberra for the property which is the subject of this application for the purposes of obtaining information relevant to the issuing of a building approval and associated processes.

PART F - OWNER/S SIGNATURE/S

Name	Signature	Date
Sch 2 2.2(a)(ii)		

**APPLICATION FOR BUILDING APPROVAL REQUIREMENTS
Building (General) Regulations 2008**

Where relevant the following information **MUST** be included in either the application or the plans accompanying the application for building approval:

General Requirements

- Estimated Cost of Works -as per Building (General) (Cost of Building Work) Determination 2011
- if the proposed building work to be carried out at or near a street or place that is open to or used by the public the application must contain details of the precautions proposed to be taken to protect the safety of people using the street or place while the building work is carried out
- the area of the parcel of land to which this application relates
- the class of the building according to the intended use of the building as proposed to be erected or altered;
- if applicable what fire-resisting construction type (under the building code) the building as proposed to be erected or altered will be.

Note: Fire-resisting construction type may not be applicable if an alternative solution under the building code is used.

- for an application relating to the erection of a class 1 building the site classification of the parcel of land
- for an application relating to the alteration of a class 1 building if the alteration will increase the building load carried by foundation material beyond the building load carried by the foundation before the alteration.

- the site classification of the parcel of land

- for an application relating to the alteration of a building the class and type of fire-resisting construction of the existing building classified under the building code and the materials used in the existing building

Note Fire-resisting construction type may not be applicable if an alternative solution under the building code is used.

- the number of storeys of the building as proposed to be erected or altered;
- the number of new dwellings (if any) created by the proposed building work;
- the floor area of the proposed building or proposed new part of the building;
- the materials to be used in the frame, floor, walls and roof of the proposed building or proposed new part of the building

- if a performance requirement of the building code is to be complied with by use of an alternative solution under the code -

(i) the performance requirement; and

(ii) the alternative solution; and

(iii) each assessment method used to show that the alternative solution complies with the performance requirement;

- if the building code does not state a standard of work in relation to any part of the proposed building work and it is intended to carry out that part of the proposed building work in accordance with a standard of work stated in another document -

(i) the nature of the proposed building work; and

(ii) the title of the document; and

(iii) each assessment method used to show that the proposed building work complies with the standard of work stated in the document.

Removal or demolition of building/s

- Details of the methods to be used in carrying out the proposed building work, including a work plan stated or set out in AS 2601 (Demolition of structures), as in force from time to time;

- the number of dwellings (if any) to be demolished.

Asbestos

- The application must include a description of the method proposed to be used to remove the bonded asbestos sheeting from the building.

- the application must include the following information:

(i) the method proposed to be used to remove the asbestos;

(ii) the approximate amount and kind of asbestos to be removed;

(iii) the equipment proposed to be used to remove the asbestos, including any personal protective equipment;

(iv) details of a program, prepared in accordance with the asbestos removal code, for monitoring airborne asbestos to be followed during the removal. be followed during the removal.



ACT
Government

**Access
Canberra.**

**EXEMPTION ASSESSMENT
D NOTICE LODGEMENT FORM**
Planning and Development Act 2007, s425

To be completed by Works Assessor or Building Surveyor and submitted with
Exemption Assessment D Notice and relevant documentation

Lease/Site Details *Please Print*

Block [redacted] Section [redacted] Suburb MONCRIEFF Unit No. [redacted]

Street Address [redacted]

Owners Details - All owners **MUST** be listed

Owner 1 Sch 2 2.2(a)(ii) Owner 2 Sch 2 2.2(a)(ii)
Owner 3 _____ Owner 4 _____

Description of Works relevant to the Notice *if more than 3 items please attach further details*

- 1 IN GROUND CONCRETE SWIMMING POOL
- 2 _____
- 3 _____

Works Assessor or Building Surveyor Details *Please Print*

Surname BATES First Name JOHN

Company Name _____

ACN Number _____ Licence Number 19884388

Postal Address 16 PINDARI CRES.,

Suburb O'MALLEY State ACT Postcode 2606

Phone Number Business Hours _____ Mobile 0412 628 585

EMAIL ADDRESS jonbate@bigpond.net.au

DATE OF ISSUE - S138D(d) Planning and Development Act 2007

A copy of the Exemption Assessment D Notice must be provided to Planning and Land Authority within 5 days after the day the works assessor or building surveyor issues the notice.

Date notice issued

13/09/2017

Documentation Checklist

	Provided		Provided
Exemption Assessment D Notice	✓	A copy of the plans and documents used in the exemption assessment of the building work provided	✓
The exemption must be marked on, or attached to, or partly marked on or partly attached to, each page of the plans used by the works assessor or building surveyor in the assessment	✓	Plans have been initialled, dated and marked with the works assessor or building surveyor's licence number on each page of the plans & numbered consecutively through each document, starting with the number 1 Each page states the total number of pages comprising the attached documents	✓

Note: If, because of the size of the plans, it is impractical to mark the exemption on each page of the plans, the works assessor/building surveyor may, instead of marking the exemption on each page of the plans, mark each page of the plans with his/her initials, licence number and date; and indicate that the details of the exemption are in the exemption assessment D notice.

Works Assessor/Building Assessor Declaration

I declare I have issued the attached Exemption Assessment D Notice in accordance with the requirements of the *Planning and Development Act 2007* and *Planning and Development Regulations 2008*.

Works Assessor/Building Surveyor
Signature

[Handwritten Signature]

Date

13/09/2017

NOTE: There are penalties for deliberately giving false and misleading information.

Privacy Notice

The personal information on this form is provided to Access Canberra to enable the processing of your application. The collection of personal information is authorised by the *Building Act 2004*. If all or some of the personal information is not collected Access Canberra cannot process your application. The personal information you provide may be disclosed to Australian Bureau of Statistics, ACT Revenue Office and the Taxation Office. The information may also be disclosed where authorised by law or court order, or where the Directorate reasonably believes that the use or disclosure of the information is reasonably necessary for enforcement-related activities conducted by, or on behalf of, an enforcement body. Access Canberra's Information Privacy Policy contains information about how you may access or seek to correct your personal information held by Access Canberra, and how you may complain about an alleged breach of the Territory Privacy Principles. Access Canberra Information Privacy Policy can be found at www.act.gov.au/accessCBR

CONTACT INFORMATION

Email:

ACTPLAdevelopmentBA@act.gov.au

Post:

Access Canberra
Building Services
Shopfront Mitchell
GPO Box 158
Canberra, ACT 2601

In Person:

Please visit
www.act.gov.au/accessCBR
Or call **132281** to find an
Access Canberra Shopfront.

Minimum Documentation Requirements Definitions and Checklist

The preferred format of documents and plans is in portable document format (.pdf).

The preferred electronic size of plans is A3 and other documents A4.

Required 'plans' are to be fully dimensioned and to the scales as identified below and must contain a drawing title block which includes the site details, revision number, designers name and correct plan name in accordance with AS1100.

Required 'details' can be included in plans and/or specifications.

Submission Requirement	Required Information	Checklist
<u>Form – Minimum Documentation Requirements for Building Approval Lodgement Checklist</u>	Fully completed form: Minimum Documentation Requirements Definitions and Checklist. (This form)	<input checked="" type="checkbox"/> Supplied as stand alone or in document <input type="checkbox"/> Not required <input type="checkbox"/> Office Use
<u>Form – Appointment of Certifier</u>	Fully completed form: Appointment of a certifier application for building approval.	<input checked="" type="checkbox"/> Supplied as stand alone or in document <input type="checkbox"/> Not required <input type="checkbox"/> Office Use
<u>Asbestos Removal Control Plan</u> <i>asbestos</i>	Prepared in accordance with Code of practice for the safe removal of Asbestos National Occupational Health and Safety Commission 2 nd Edition (NOHSC: 2002(2005))	<input checked="" type="checkbox"/> Supplied as stand alone or in document <input type="checkbox"/> Not required <input type="checkbox"/> Office Use
<u>Development Approval</u>	Each Plan, Drawing and document, including the notice of decision, which formed part of the development approval.	<input type="checkbox"/> Supplied as stand alone or in document <input checked="" type="checkbox"/> Not required <input type="checkbox"/> Office Use
<u>Estimate of the Cost of the Building Work</u>	As calculated in accordance with Building (General) (Cost of Building Work) Determination.	<input checked="" type="checkbox"/> Supplied as stand alone or in document <input type="checkbox"/> Not required <input type="checkbox"/> Office Use
<u>Alternative Solutions</u>	All calculations, reports, certificates and manufacturer's information together with a written proposition to support a building solution which is not in accordance with the Deemed-to-Satisfy provisions of the National Construction Code.	<input type="checkbox"/> Supplied as stand alone or in document <input checked="" type="checkbox"/> Not required <input type="checkbox"/> Office Use

<p><u>Site Plan</u></p>	<ul style="list-style-type: none"> • Scale not less than 1:200 • the title boundaries, dimensions and directions including the north point, of the land • the position and dimensions of any easement or services on the land • the position and dimensions of the proposed building or structure (retaining walls, swimming pools, garages, etc.) or building work on the land • Driveways and parking areas and crossovers • Finished floor levels relative to site datum • Finished site levels relative to the Australian height datum • The relationship of the proposed building or building work to the boundaries of the land • The position of any buildings on adjoining properties within 3m of the boundary of the land • Detailed contours of the land at 0.25m intervals over the building site referenced to a project site datum • Earthworks (excavations or fill levels relative to the Australian Height datum, and compaction details) and associated soil and water management strategies • The position of any existing building, structure or trees on the land and the purpose for which the building or structure is used • All utility connection points including electrical, stormwater, sewerage, water and telecommunication/data 	<p><input checked="" type="checkbox"/> ^{MINI} Supplied as stand alone or in document</p> <hr/> <p><input type="checkbox"/> Not required</p> <p><input type="checkbox"/> Office Use</p>
<p><u>Floor Plan</u></p>	<ul style="list-style-type: none"> • Scale not less than 1:100 • A plan for each floor including any trafficable subfloor areas • Dimensions • Key to sections cross referenced to relevant drawing and sheet number • Finished floor levels related to Australian Height Datum • Identification of the existing building • Identification of all rooms (existing and proposed) 	<p><input type="checkbox"/> Supplied as stand alone or in document</p> <hr/> <p><input checked="" type="checkbox"/> Not required</p> <p><input type="checkbox"/> Office Use</p>

<u>Elevation Plan</u>	<ul style="list-style-type: none"> • Scale of not less than 1:100 • Dimensioned heights including overall heights • Proposed external materials referenced to a materials schedule • Finished floor levels and ceiling levels • Naturaland finished ground levels related to Australian Height Datum • Floor to ceiling heights 	<input type="checkbox"/> Supplied as stand alone or in document <hr/> <input checked="" type="checkbox"/> Not required <input type="checkbox"/> Office Use
<u>Section Details – Wall, Floor Ceiling & Roof</u>	<ul style="list-style-type: none"> • Scale of not less than 1:100 • Finished floor levels and ceiling levels • Naturaland finished ground levels related to Australian Height Datum • Floor to ceiling heights • Long section of any proposed basement ramp showing gradients • Section of any sub floor areas 	<input type="checkbox"/> Supplied as stand alone or in document <hr/> <input checked="" type="checkbox"/> Not required <input type="checkbox"/> Office Use
<u>Demolition Plan</u>	<ul style="list-style-type: none"> • Scale not less than 1:200 • the title boundaries, dimensions and directions including the north point, of the land • the position and dimensions of any easement or utility or service points on the land • the position and dimensions of the proposed buildings or structures to be demolished • The relationship of the proposed demolition to the boundaries of the land • The position of any buildings on adjoining properties within 3m of the boundary of the land • The position of any existing building, structure or trees and the purpose for which the building or structure is used • Identification of erosion and sediment control measures 	<input type="checkbox"/> Supplied as stand alone or in document <hr/> <input checked="" type="checkbox"/> Not required <input type="checkbox"/> Office Use

<u>Footings and Concrete Slab Details</u>	<ul style="list-style-type: none"> • Section of any sub floor areas • Dimensioned plan and construction details of footings including penetrations, step down details and placement of reinforcement including cover • Nominated founding depth and description of founding material • Dimensioned plan and construction details of slabs including levels, falls or gradients • Construction details of penetrations, step downs in beams, set downs in slabs and placement details of reinforcement including cover • Slab preparation including materials, thicknesses, compaction requirements, vapour barrier specifications and installation details • Concrete strength, slump, finishing and curing requirements • Specifications and installation details of proprietary and other systems 	<input type="checkbox"/> Supplied as stand alone or in document <input checked="" type="checkbox"/> Not required <input type="checkbox"/> Office Use
<u>Retaining Wall Details</u>	<ul style="list-style-type: none"> • Dimensioned plan showing position of retaining wall, drainage, founding levels and heights • Dimensioned construction details • Drainage, tanking and protection details • Backfill specifications • Concrete mix, slump, reinforcement placement Washout requirements • Specifications and installation details of proprietary and other systems 	<input type="checkbox"/> Supplied as stand alone or in document <i>ASPECT FROM POOL WALLS</i> <input checked="" type="checkbox"/> Not required <input type="checkbox"/> Office Use
<u>Masonry Construction Details</u>	<ul style="list-style-type: none"> • Show unreinforced, reinforced or earthwall construction • Identify structural and non-structural walls • Specify dimensions of engaged and isolated piers • Reinforcing specified for reinforced walls • Identify fire rating requirement • Masonry unit sizes and bond patterns and tooling of joints • Specification of brick ties and anchorages • Mortar specification • Cavity dimension and clean out specification • Knockout blocks for wash out • Control joint location and detail • Sub floor vents. Location and Size per metre • Specify lintels and bond beams • Sub floor bracing (masonry shear walls) • Weatherproofing and waterproofing details • Flashings, damp proof course and weep holes • Weephole guards (insects, bushfire prone areas) 	<input type="checkbox"/> Supplied as stand alone or in document <input checked="" type="checkbox"/> Not required <input type="checkbox"/> Office Use

<u>Framing (including trusses) and Construction Details</u>	<ul style="list-style-type: none"> • Framing drawings or schedules to indicate each structural member, dimensions, orientation, material, grade and size, spacing and span • Joint, support and bearing details • Show minimum clearances to ground level of flooring system members • Fire rating construction details • Bracing, tie downs and fixings • Roof pitch, eave / overhang details • Show location of roof mounted solar panels, hot water service or air conditioners 	<input type="checkbox"/> Supplied as stand alone or in document <input checked="" type="checkbox"/> Not required <input type="checkbox"/> Office Use
<u>Roof Cladding Details</u>	<ul style="list-style-type: none"> • Sheeting or tile specification including: <ul style="list-style-type: none"> o Roof pitch o Batten spacing o Fixing requirements o Flashing details o Roof drainage o Bushfire sealing requirements • Roof lights • Roof ventilators 	<input type="checkbox"/> Supplied as stand alone or in document <input checked="" type="checkbox"/> Not required <input type="checkbox"/> Office Use
<u>Exterior Cladding and Material Details</u>	<ul style="list-style-type: none"> • Cladding system description, manufacturer, material, pattern and colour, cavity detailing • Fixings, flashings and other details • Sub floor ventilation • Bushfire protection requirements 	<input type="checkbox"/> Supplied as stand alone or in document <input checked="" type="checkbox"/> Not required <input type="checkbox"/> Office Use
<u>Wet area details</u>	<ul style="list-style-type: none"> • Specify material and system • Wet areas specification (extent and system e.g. -membrane, manufacturer and type) • Location and design of wet areas 	<input type="checkbox"/> Supplied as stand alone or in document <input checked="" type="checkbox"/> Not required <input type="checkbox"/> Office Use
<u>Windows and Glazing Details</u>	<ul style="list-style-type: none"> • Window system description, manufacturer, frame material and energy rating • Glazing specification • Bushfire-prone areas requirements • Opening size for ventilation calculation • Other glazing <ul style="list-style-type: none"> o Internal glazing specifications including wet area glazing, shower screens, doors o Balustrade system specification (glass and fixings) o Overhead glazing, roof lights 	<input type="checkbox"/> Supplied as stand alone or in document <input checked="" type="checkbox"/> Not required <input type="checkbox"/> Office Use
<u>Fire Safety Details</u>	<ul style="list-style-type: none"> • Smoke alarms location and type • Bushfire-prone areas specifications • Fire separation details • Penetration sealing specifications (building perimeter) 	<input type="checkbox"/> Supplied as stand alone or in document <input checked="" type="checkbox"/> Not required <input type="checkbox"/> Office Use

<u>Safe Movement and access (including stairs and ramps) Details</u>	<ul style="list-style-type: none"> • Construction – type, material and proprietary system • Balustrade construction, spacing and handrails • Clearance height above stair nosings • Winders detail • Dimensions of landings, risers and goings. • Section through the stairs • Method of construction, including aperture size, non-slip requirements • Ramp slope and surface finish 	<input type="checkbox"/> Supplied as stand alone or in document <input checked="" type="checkbox"/> Not required <input type="checkbox"/> Office Use
<u>Swimming Pools and Spas Details (including fencing/barriers)</u>	<ul style="list-style-type: none"> • Construction details, waterproofing, drainage, pool water recirculation and filtration systems • Pool safety barrier details and height • Openings, gates and latches 	<input checked="" type="checkbox"/> ^{HANDY} Supplied as stand alone or in document to be supplied <input type="checkbox"/> Not required <input type="checkbox"/> Office Use
<u>Energy Efficiency Details</u>	<ul style="list-style-type: none"> • Building fabric thermal efficiency specification <ul style="list-style-type: none"> ◦ walls, ceiling, floors and roof ◦ Insulation location and R value ◦ Sarking vapour permeability • Window energy specification • Energy rating documentation • Building sealing • Air movement control strategies • Pipe and services insulation • Glazing calculator to be supplied if a Deemed-To-Satisfy solution • Under slab or slab edge insulation 	<input type="checkbox"/> Supplied as stand alone or in document <input checked="" type="checkbox"/> Not required <input type="checkbox"/> Office Use
<u>Water Supply and Drainage Plan</u>	<ul style="list-style-type: none"> • An interim sanitary drainage plan • A plan that identifies the location of all relevant water supply and drainage points to the building • Surface and sub-surface site drainage including location of on-site waste water management systems including land application area • Levels of overflow relief gully (ORG) rim relative to the lowest sanitary plumbing fixture outlet and the surrounding finished surface level • Levels of inverts to existing and proposed drainage services at point of connection to approved disposal system 	<input type="checkbox"/> Supplied as stand alone or in document <input checked="" type="checkbox"/> Not required <input type="checkbox"/> Office Use
<u>Services Plan</u>	<ul style="list-style-type: none"> • A plan that identifies the location of all relevant internal and external electrical points in or on the building, lighting, plant and mechanical, for example air-conditioning, evaporative cooling, exhaust fans, water heaters, fixed appliances and water tanks (including connection) 	<input checked="" type="checkbox"/> ^{SOME} Supplied as stand alone or in document to be supplied <input type="checkbox"/> Not required <input type="checkbox"/> Office Use
Building Certifier: <u>QD/MS</u> Date: <u>13/09/2017</u>		ESDD Customer Service Officer: _____ Date: _____

SITE WORK NOTICE

For section 28 (1A) of the Building Act 2004

To be completed by the appointed Building Certifier and submitted to the Construction Occupations Registrar within 7 days of issue

Lease/Site Details

Block	[REDACTED]	Section	[REDACTED]	Suburb	MONDRIFF	Division	[REDACTED]
Unit No	[REDACTED]	Street Address	[REDACTED]				

Building Approval Application and Site Work Details

This notice is issued in relation to the site work shown in the plans submitted as part of the application for a building approval dated made by the following applicants:

Sch 2 2.2(a)(ii)

on: date 1/11/2016

This notice applies to all site work in that application for which there is there is no—

- exemption assessment D notice stating that the site work is exempt development issued for the work not more than 3 months before the day the application was made;
- exemption declaration under the *Planning and Development Regulation 2008*, schedule 1, section 1.100A (1) (b) or section 1.100AB (1) (b) made by the planning and land authority; or
- current development approval issued in relation to the site work.

NOTE: Site work is development that is—

- building work; and
- work other than building work that—
 - physically affects the place (the building site) where the building work is being carried out; and
 - if not carried out at the building site, is carried out near, and connected with, the building site.

Examples: putting up temporary fencing, installing measures for erosion control, building a house, damaging or removing a significant tree, laying paving for driveways and parking areas, installing landscaping, site clearing and excavation, erecting site signage, erecting a pergola

Building Certifier Details *Please Print*

Surname	BATES	First Name	JOHN
Company Name	[REDACTED]		
Licence Number	12884388	Contact Number	0412 628 585
Postal Address	16 PINDORR CRES.,		
Suburb	O'MALLEY	State	ACT
		Postcode	2606

Building Certifier Statement

I state that:

- the plans for the building work to which the application for building approval relates show all the information necessary to establish that the site work is exempt development under the *Planning and Development Act 2007*, section 133; and
- the site work is exempt development; and
- I have assessed that the site work is exempt development for the following reasons and in accordance with the following provisions of the *Planning and Development Regulation 2008* and Territory Plan Codes:

Please include all relevant regulations and codes relied on for your assessment and an outline of your reasoning, such as the assessment you undertook, advice from referral entities, compliance with lease and development conditions etc. You can attach additional information if needed and supporting documents including checklists or your own assessment documents. You do not need to attach a copy of the plans or building approval application.

PLANNING & DEVELOPMENT REG. 2008 S1.54, S1.100

Please attach additional information if required

Building Certifier Signature
(or nominee)

J. P. White

Date of
Issue

13/09/2017

Giving false or misleading information is a serious offence

Privacy Notice

The personal information on this form is provided to the Environment and Planning Directorate (EPD). The collection of personal information is authorised by the *Building Act 2004*. If all or some of the required personal information is not collected this notice is not considered complete. The personal information provided may be disclosed to Australian Bureau of Statistics, ACT Revenue Office and the Taxation Office. The information may also be disclosed where authorised by law or court order, or where the EPD reasonably believes that the use or disclosure of the information is reasonably necessary for enforcement-related activities conducted by, or on behalf of, an enforcement body. EPD's Information Privacy Policy contains information about how you may access or seek to correct your personal information held by EPD, and how you may complain about an alleged breach of the Territory Privacy Principles. The EPD Information Privacy Policy can be found at www.environment@act.gov.au.

Contact Details:

Environment and Planning Directorate
GPO Box 158, Canberra City 2601

Phone: (02) 6207 1923 TTY: (02) 6207 2622

Business Hours: 8.30am to 4.30pm weekdays (excluding Public Holidays)

Customer Service Centres

8 Darling Street Mitchell, ACT 2911

16 Challis Street Dickson ACT 2602

Email: epdcustomerservices@act.gov.au Website: www.environment@act.gov.au

CERTIFICATE OF OCCUPANCY AND USE CHECKLIST - RESIDENTIAL

Block: [REDACTED]	Section: [REDACTED]	Suburb: Moncrieff	Unit No:
Project Number: B20173606		Certifier: Jon bat	

General Documents	Yes	No	Comments
Application For Certificate of Occupancy and Use signed by ALL Lessees	<input checked="" type="checkbox"/>	<input type="checkbox"/>	
Government Fees paid	<input checked="" type="checkbox"/>	<input type="checkbox"/>	
Certificate of Completion of Building Work	<input checked="" type="checkbox"/>	<input type="checkbox"/>	
Has a 69(2B) Completion of Building Work and application for COU been applied for?	<input type="checkbox"/>	<input checked="" type="checkbox"/>	If yes, refer to ESDDCAT Date referred / /20
Has all work described in the BA been applied for	<input checked="" type="checkbox"/>	<input type="checkbox"/>	If no, it may be a partial COU.
Has a 69(3) been applied for?	<input type="checkbox"/>	<input checked="" type="checkbox"/>	If yes, refer to ESDDCAT Date referred / /20
If a Development Application (DA) was relevant, was the work completed within the timeframe specified in the Notice of Decision (NOD)?	<input type="checkbox"/>	<input checked="" type="checkbox"/>	N/A – Exempt from DA.
Trade Clearances	Yes	No	Comments
Electrical	<input type="checkbox"/>	<input checked="" type="checkbox"/>	<input type="checkbox"/> N/A REQ
Plumbing	<input checked="" type="checkbox"/>	<input type="checkbox"/>	<input type="checkbox"/> N/A
Gas	<input type="checkbox"/>	<input checked="" type="checkbox"/>	<input type="checkbox"/> N/A REQ
Alternative Solution	<input type="checkbox"/>	<input type="checkbox"/>	<input checked="" type="checkbox"/> N/A
Certifiers Documents	Yes	No	Comments
Final documents uploaded to Objective	<input checked="" type="checkbox"/>	<input type="checkbox"/>	
Final inspection record stating that the building work is compliant with section 42 of the Building Act 2004	<input checked="" type="checkbox"/>	<input type="checkbox"/>	
Survey Plan Not required for extension or alteration to a class 1 or 10 building. Cannot be used if the building is or is going to be closer than 100mm from the boundary.	<input checked="" type="checkbox"/>	<input type="checkbox"/>	<input type="checkbox"/> N/A
Check Floor Levels – 0.040 tolerance	<input checked="" type="checkbox"/>	<input type="checkbox"/>	<input type="checkbox"/> N/A

CERTIFICATE OF OCCUPANCY AND USE CHECKLIST - RESIDENTIAL

Insurance Certificate if cost of works greater than \$12,000	<input checked="" type="checkbox"/>	<input type="checkbox"/>	<input type="checkbox"/> N/A
Alternative Solution	<input type="checkbox"/>	<input type="checkbox"/>	<input checked="" type="checkbox"/> N/A
Asbestos clearance certificate if work involves Asbestos Removal	<input type="checkbox"/>	<input type="checkbox"/>	<input checked="" type="checkbox"/> N/A
Certifiers Documents	<input type="checkbox"/> N/A	Yes	No
Waterproofing certificate	<input checked="" type="checkbox"/>	<input type="checkbox"/>	<input type="checkbox"/> N/A
Termite certificate	<input checked="" type="checkbox"/>	<input type="checkbox"/>	<input type="checkbox"/> N/A
Truss certificate	<input checked="" type="checkbox"/>	<input type="checkbox"/>	<input type="checkbox"/> N/A
Glazing certificate	<input checked="" type="checkbox"/>	<input type="checkbox"/>	<input type="checkbox"/> N/A
Insulation certificate	<input checked="" type="checkbox"/>	<input type="checkbox"/>	<input type="checkbox"/> N/A
Structural Sufficiency	Yes	No	Comments
Structural Engineer's Certificate	<input type="checkbox"/>	<input checked="" type="checkbox"/>	
Statement that no Structural Engineer's Certificate is required	<input checked="" type="checkbox"/>	<input type="checkbox"/>	

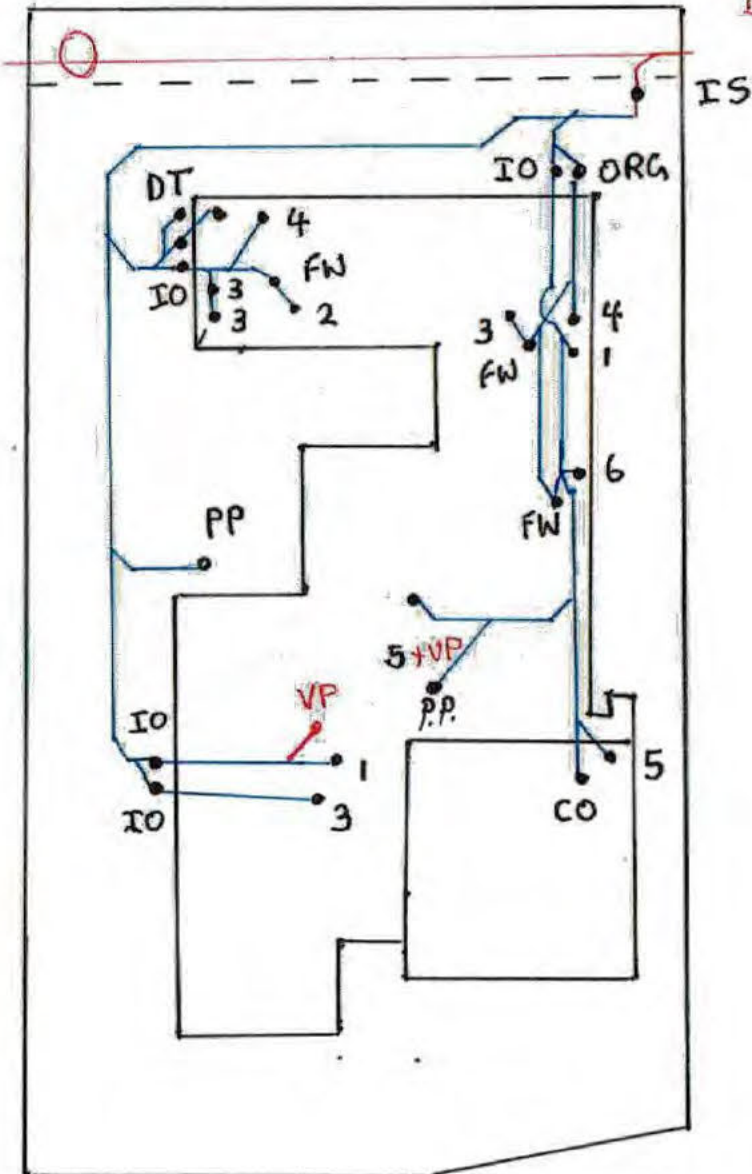
Amendments	<input type="checkbox"/> N/A	Yes	No	Comments
Amendments fully described in eDevelopment	<input checked="" type="checkbox"/>	<input type="checkbox"/>		
Amendments clouded & listed on plans	<input checked="" type="checkbox"/>	<input type="checkbox"/>		
Plans stamped with certifier stamp	<input checked="" type="checkbox"/>	<input type="checkbox"/>		
Is work substantially different – not more than 1% change to original proposal	<input type="checkbox"/>	<input checked="" type="checkbox"/>		If yes, refer to ESDDCAT Date referred / /20
Government fees paid	<input type="checkbox"/>	<input checked="" type="checkbox"/>		REQ

Officer Name:	Tony
Date:	05/09/2018
Additional Comments:	Elect, Gas & Amend Fee REQ

W.A.E

DRAINAGE PLAN No: 130285

SEWER
T 1.06
D 1.97



PLAN OF SANITARY DRAINAGE

OWNER: **Sch 2 2.2(a)(ii)** BLOCK: **[REDACTED]** SECTION: **[REDACTED]**
 SUBURB: **MONCRIEFF**
 ACT Address: **[REDACTED]**

REFERENCE:

D.T.	Disconnector Trap
E.J.	Expansion Joint
E.V.	Educt Vent
F.W.	Floor Waste
G.T.	Gully Trap
I.C.	Inspection Chamber
J.U.	Jump Up
M.H.	Man Hole
O.R.G.	Overflow Relief Gully
S.V.P.	Soil Vent Pipe
U.P.V.C.	Unplasticised Polyvinyl Chloride
V.C.P.	Vitrified Clay Pipe
V.P.	Vent Pipe

FIXTURES:

1.	Water Closet	(3)
2.	Bath	(1)
3.	Basin	(4)
4.	Shower	(2)
5.	Sink	(2)
6.	Trough	(1)
7.	Provisional Point	(2)

DRAWN BY L. RAMSAY
AUGUST 2018

NOTES:


1. Drains to be laid shown in BLUE lines.
2. Existing drains shown in GREEN lines.
3. Existing drains X'ed in RED to be abolished to approval.
4. Drains to be supported on or from solid ground.
5. Copper pipes to be in accordance with AS.1432-1973 Table 2 Type B tubes.
6. Unplasticised Polyvinyl Chloride pipe drains (U.P.V.C.) including Stacks, to be constructed in accordance with AS. 2032-1977, AS.3500 and Canberra Codes of Practice.
7. Drains under Building must be retested, if test failed then old drain must be replaced using either RRJVCP or UPVC pipe material.
8. Sewer branch to be located on site before any work is commenced.
9. This plan to be read in conjunction with approved Architectural Plans and Specifications.
10. ORG levels to be read in conjunction with AS 3500.2 Clause 4.6.6.6 and 4.6.6.7

ALL work must be carried out in conformity with the Water and Sewerage Act 2000, Water and Sewerage Regulations 2001 and the SA 3500.

ADDITIONAL WORK - W.A.E.

SCALE = 1: 200

CHECKED BY: Steward
8/9/18



Certificate of Electrical Safety - Submission confirmation

Your submission has been successful. Please keep a copy of this receipt for your records.

Date and time

01 Aug 2018 9:24:01 AM

Reference code

XRW5QX

Access Canberra
ABN 16 479 763 216

GPO Box 158
Canberra ACT 2601

13 22 81

Certificate of Electrical Safety



Customer Details

Name

Contact number

Address of Work Site

Suburb/District Section Block Unit Floor or level

Address

Work Details

Work tested by

Expiry

Name

Contact

Certificate of Occupancy required?

Building project number

Installation type

Category & type of work

Item	QTY	Item	QTY	Load	Item	QTY	Load
Lights	<input type="text" value="68"/>	Hot plates	<input type="text" value=""/>	<input type="text" value=""/>	Direct heating	<input type="text" value=""/>	<input type="text" value=""/>
Ceiling fans	<input type="text" value="5"/>	Range	<input type="text" value=""/>	<input type="text" value=""/>	Off peak heating	<input type="text" value=""/>	<input type="text" value=""/>
Single socket-outlets	<input type="text" value="5"/>	Wall oven	<input type="text" value=""/>	<input type="text" value=""/>	Air conditioning	<input type="text" value=""/>	<input type="text" value=""/>
Double socket-outlets	<input type="text" value="37"/>	Wall oven/hot plates	<input type="text" value=""/>	<input type="text" value=""/>	Air con reverse cycle	<input type="text" value=""/>	<input type="text" value=""/>
Multiple socket-outlets	<input type="text" value=""/>	Continuous hot water	<input type="text" value="1"/>	<input type="text" value="2.2"/>	Spa	<input type="text" value=""/>	<input type="text" value=""/>
15A socket-outlets	<input type="text" value=""/>	Quick recovery hot water	<input type="text" value=""/>	<input type="text" value=""/>	Sauna	<input type="text" value=""/>	<input type="text" value=""/>
20A socket-outlets	<input type="text" value=""/>	Off peak hot water	<input type="text" value=""/>	<input type="text" value=""/>	Pool heater	<input type="text" value=""/>	<input type="text" value=""/>
Smoke detectors	<input type="text" value="2"/>	Instantaneous hot water	<input type="text" value=""/>	<input type="text" value=""/>	Motors	<input type="text" value=""/>	<input type="text" value=""/>
Exhaust fans	<input type="text" value=""/>	Tastics	<input type="text" value=""/>	<input type="text" value=""/>	Renewable energy generation (PV)	<input type="text" value=""/>	<input type="text" value=""/>
Safety switches	<input type="text" value="13"/>	Street lights	<input type="text" value=""/>	<input type="text" value=""/>	Battery Storage	<input type="text" value=""/>	<input type="text" value=""/>
		3 phase socket-outlets	<input type="text" value=""/>	<input type="text" value=""/>			

Consumer mains Main switchboard Distribution board

Additional comments

Earth electrode location

Equipotential bond location

I hereby notify that the installation work described in this certificate has been tested in accordance with AS/NZS 3017 and that the work complies with AS/NZS 3000, SAA Wiring Rules; and that I will send a copy of the Certificate of Electrical Safety to the customer within fourteen days as required by the Electricity Safety Act 1971.

Date tested

Submission date

Certificate of Electrical Safety - Submission confirmation

Your submission has been successful. Please keep a copy of this receipt for your records.

Date and time

31 May 2018 5:04:11 PM

Reference code

LRXLNK

Access Canberra
ABN 16 479 763 216

GPO Box 158
Canberra ACT 2601

13 22 81

Certificate of Electrical Safety



Customer Details

Name

Contact number

Address of Work Site

Suburb/District Section Block Unit Floor or level

Address

Work Details

Work tested by

Expiry

Name

Contact

Certificate of Occupancy required?

Installation type

Category & type of work

Item	QTY	Item	QTY	Load	Item	QTY	Load
Lights	<input type="text"/>	Hot plates	<input type="text"/>	<input type="text"/>	Direct heating	<input type="text"/>	<input type="text"/>
Ceiling fans	<input type="text"/>	Range	<input type="text"/>	<input type="text"/>	Off peak heating	<input type="text"/>	<input type="text"/>
Single socket-outlets	<input type="text"/>	Wall oven	<input type="text"/>	<input type="text"/>	Air conditioning	<input type="text"/>	<input type="text"/>
Double socket-outlets	<input type="text" value="1"/>	Wall oven/hot plates	<input type="text"/>	<input type="text"/>	Air con reverse cycle	<input type="text"/>	<input type="text"/>
Multiple socket-outlets	<input type="text"/>	Continuous hot water	<input type="text"/>	<input type="text"/>	Spa	<input type="text"/>	<input type="text"/>
15A socket-outlets	<input type="text"/>	Quick recovery hot water	<input type="text"/>	<input type="text"/>	Sauna	<input type="text"/>	<input type="text"/>
20A socket-outlets	<input type="text"/>	Off peak hot water	<input type="text"/>	<input type="text"/>	Pool heater	<input type="text"/>	<input type="text"/>
Smoke detectors	<input type="text"/>	Instantaneous hot water	<input type="text"/>	<input type="text"/>	Motors	<input type="text"/>	<input type="text"/>
Exhaust fans	<input type="text"/>	Tastics	<input type="text"/>	<input type="text"/>	Renewable energy generation (PV)	<input type="text"/>	<input type="text"/>
Safety switches	<input type="text"/>	Street lights	<input type="text"/>	<input type="text"/>	Battery Storage	<input type="text"/>	<input type="text"/>
		3 phase socket-outlets	<input type="text"/>	<input type="text"/>			

Consumer mains Main switchboard Distribution board

Additional comments

Earth electrode location

Equipotential bond location

I hereby notify that the installation work described in this certificate has been tested in accordance with AS/NZS 3017 and that the work complies with AS/NZS 3000, SAA Wiring Rules; and that I will send a copy of the Certificate of Electrical Safety to the customer within fourteen days as required by the Electricity Safety Act 1971.

Date tested

Submission date

Certificate of Electrical Safety - Submission confirmation

Your submission has been successful. Please keep a copy of this receipt for your records.

Date and time

17 Jul 2018 11:17:19 AM

Reference code

SQJ8C3

Access Canberra
ABN 16 479 763 216

GPO Box 158
Canberra ACT 2601

13 22 81

Certificate of Electrical Safety



Customer Details

Name

Contact number

Address of Work Site

Suburb/District Section Block Unit Floor or level

Address

Work Details

Work tested by

Expiry

Name

Contact

Licensed Electrical Contractor

Licence number

Expiry date

Certificate of Occupancy required?

Installation type

Category & type of work

Item	QTY	Item	QTY	Load	Item	QTY	Load
Lights	<input type="text"/>	Hot plates	<input type="text"/>	<input type="text"/>	Direct heating	<input type="text"/>	<input type="text"/>
Ceiling fans	<input type="text"/>	Range	<input type="text"/>	<input type="text"/>	Off peak heating	<input type="text"/>	<input type="text"/>
Single socket-outlets	<input type="text"/>	Wall oven	<input type="text"/>	<input type="text"/>	Air conditioning	<input type="text"/>	<input type="text"/>
Double socket-outlets	<input type="text"/>	Wall oven/hot plates	<input type="text"/>	<input type="text"/>	Air con reverse cycle	<input type="text"/>	<input type="text"/>
Multiple socket-outlets	<input type="text"/>	Continuous hot water	<input type="text"/>	<input type="text"/>	Spa	<input type="text"/>	<input type="text"/>
15A socket-outlets	<input type="text"/>	Quick recovery hot water	<input type="text"/>	<input type="text"/>	Sauna	<input type="text"/>	<input type="text"/>
20A socket-outlets	<input type="text"/>	Off peak hot water	<input type="text"/>	<input type="text"/>	Pool heater	<input type="text"/>	<input type="text"/>
Smoke detectors	<input type="text"/>	Instantaneous hot water	<input type="text"/>	<input type="text"/>	Motors	<input type="text"/>	<input type="text"/>
Exhaust fans	<input type="text"/>	Tastics	<input type="text"/>	<input type="text"/>	Renewable energy generation (PV)	<input type="text"/>	<input type="text"/>
Safety switches	<input type="text"/>	Street lights	<input type="text"/>	<input type="text"/>	Battery Storage	<input type="text"/>	<input type="text"/>
		3 phase socket-outlets	<input type="text"/>	<input type="text"/>			

Consumer mains Main switchboard Distribution board

Additional comments

Earth electrode location

Equipotential bond location

I hereby notify that the installation work described in this certificate has been tested in accordance with AS/NZS 3017 and that the work complies with AS/NZS 3000, SAA Wiring Rules; and that I will send a copy of the Certificate of Electrical Safety to the customer within fourteen days as required by the Electricity Safety Act 1971.

Date tested

Submission date



ACT
Government

Licensee's Certificate of Compliance

Block Section Suburb Building project number Permit number

Street address

Owner details

Full name/organisation Phone number

Bullder details

Full name Phone number
 Organisation

Licensee details

Full name/organisation Phone number

Email

Licence number Expiry date

Work of sanitary plumbing/drainage/irrigation/water

Description of work

Plumbing/water/drainage Inspection fee

Plumbing	Drainage	Irrigation	Extra fixtures	Total fixtures	Total amount
<input type="text" value="Sch. 2.2(a)(xi)"/>	<input type="text" value="Sch. 2.2(a)(xi)"/>	<input type="text"/>	<input type="text" value="0"/>	<input type="text" value="Sch. 2.2(a)(xi)"/>	<input type="text" value="Sch. 2.2(a)(xi)"/>

Meter size Meter number Date of plan recorded Name of the authorising

- In respect of authorised work carried out by me at the above mentioned property, I certify that:
 - The work has been completed in accordance with the permit issued by Access Canberra;
 - The completed work has been tested as required by Access Canberra;
 - The work complies with the relevant codes, standards and regulations under the ACT Water and Sewerage Act 2000 as determined by Access Canberra.
- If any defect is found in the work carried out by me within the period of twelve (12) months from the date of completion, and the Inspector for plumbing and drainage certifies that the defect is due to non-compliance with the codes and standards as determined by Access Canberra then I undertake to rectify such work at my sole expense if so directed by Access Canberra.

Signature of licensee Date


ACT
 Government

 Commencement Notice for
 Plumbing and/or Drainage Work

Licensee's Certificate of Compliance

Block	Section	Suburb	Building project number	Permit number
		MONCRIEFF	B20173606	8530106
Street address				
MONCRIEFF, ACT, 2914				

Owner details

Full name/organisation	Phone number
Sch 2 2.2(a)(ii)	Sch 2 2.2(a)(ii)

Builder details

Full name	Phone number
Dino	0417697630
Organisation	
Divine Living pty Ltd	

Licensee details

Full name/organisation	Phone number	Email
Ramsay International pty Ltd	0438570077	linc@plumb-inspire.com.au
Licence number	Expiry date	
2015822	29-08-2019	

Work of sanitary plumbing/drainage/irrigation/water

Description of work

New House - Plumbing & Drainage

Plumbing/water/drainage inspection fee

Plumbing	Drainage	Irrigation	Extra fixtures	Total fixtures	Total amount	Date	Authorising officer
Sch. 2.2(a)(xi)	Sch. 2.2(a)(xi)		6	Sch. 2.2(a)(xi)	Sch. 2.2(a)(xi)	12 Oct 2017	CP 12.10.17

OFFICE USE ONLY – Inspection Details

Name of Plan Certifier	Plan certified		
The work shown on 'drainage plan' No. <u>130285</u> inspected on <u>8/8/19</u> has been installed and complies with the ACT Water and Sewerage Act 2000 and Water and Sewerage Regulation 2001			
<input checked="" type="checkbox"/> Drainage plan received	<input checked="" type="checkbox"/> Plumbing Certification received	<input checked="" type="checkbox"/> Drainage Certification received	<input type="checkbox"/> Other Certification

I certify that all required Plumbing and Drainage Certification has been received and completed.

Signed	Date
<i>A. Howard</i>	8/8/19

Access Canberra 8 Darling St Mitchell

www.planning.act.gov.au

GPO Box 158, Canberra ACT 2601

Telephone booking: Residential 13 22 81

Hydraulic Start of Work Notice - Submission confirmation

Your submission has been successful. Please keep a copy of this receipt for your records.

Date and time

12 Oct 2017 11:51:45 AM

Reference code

WY3CQ9

Access Canberra
ABN 16 479 763 216

GPO Box 158
Canberra ACT 2601

Phone: 13 22 81



ACT
Government

Commencement Notice for Plumbing and/or Drainage Work

Licensee's Certificate of Compliance

Block	Section	Suburb	Building project number	Permit number
		MONCRIEFF	B20173606	8530106
Street address				
MONCRIEFF, ACT, 2914				

Owner details

Full name/organisation	Phone number
Sch 2 2.2(a)(ii)	Sch 2 2.2(a)(ii)

Builder details

Full name	Phone number
Dino	0417697630
Organisation	
Divine Living Pty Ltd	

Licensee details

Full name/organisation	Phone number	Email
Ramsay International Pty Ltd	0438570077	linc@plumb-inspire.com.au
Licence number	Expiry date	
2015822	29-08-2019	

Work of sanitary plumbing/drainage/irrigation/water

Description of work

New House - Plumbing & Drainage

Plumbing/water/drainage inspection fee

Plumbing	Drainage	Irrigation	Extra fixtures	Total fixtures	Total amount	Date	Authorising officer
Sch 2.2(a)(ii)	Sch 2.2(a)(ii)		6	Sch 2.2(a)(ii)	Sch 2.2(a)(ii)	12 Oct 2017	

OFFICE USE ONLY – Inspection Details

Name of Plan Certifier	Plan certified

The work shown on 'drainage plan' No..... inspected on/....../..... has been installed and complies with the ACT Water and Sewerage Act 2000 and Water and Sewerage Regulation 2001

Drainage plan received Plumbing Certification received Drainage Certification received Other Certification

I certify that all required Plumbing and Drainage Certification has been received and completed.

Signed	Date

Access Canberra 8 Darling St Mitchell

www.planning.act.gov.au

GPO Box 158, Canberra ACT 2601

Telephone booking: Residential 13 22 81



ACT
Government

Licensee's Certificate of Compliance

Block	Section	Suburb	Building project number	Permit number
		MONCRIEFF	B20173606	8530106

Street address
 MONCRIEFF, ACT, 2914

Owner details

Full name/organisation	Phone number
Sch 2 2.2(a)(ii)	Sch 2 2.2(a)(ii)

Builder details

Full name	Phone number
Dino	0417697630
Organisation	
Divine Living Pty Ltd	

Licensee details

Full name/organisation	Phone number
Ramsay International Pty Ltd	0438570077

Email

Licence number	Expiry date
2015822	29-08-2019

Work of sanitary plumbing/drainage/irrigation/water

Description of work
 New House - Plumbing & Drainage

Plumbing/water/drainage inspection fee

Plumbing	Drainage	Irrigation	Extra fixtures	Total fixtures	Total amount
Sch 2.2(a)(x)	Sch 2.2(a)(x)		6	Sch 2.2(a)(x)	Sch 2.2(a)(x)

Meter size	Meter number	Date of plan recorded	Name of the authorising

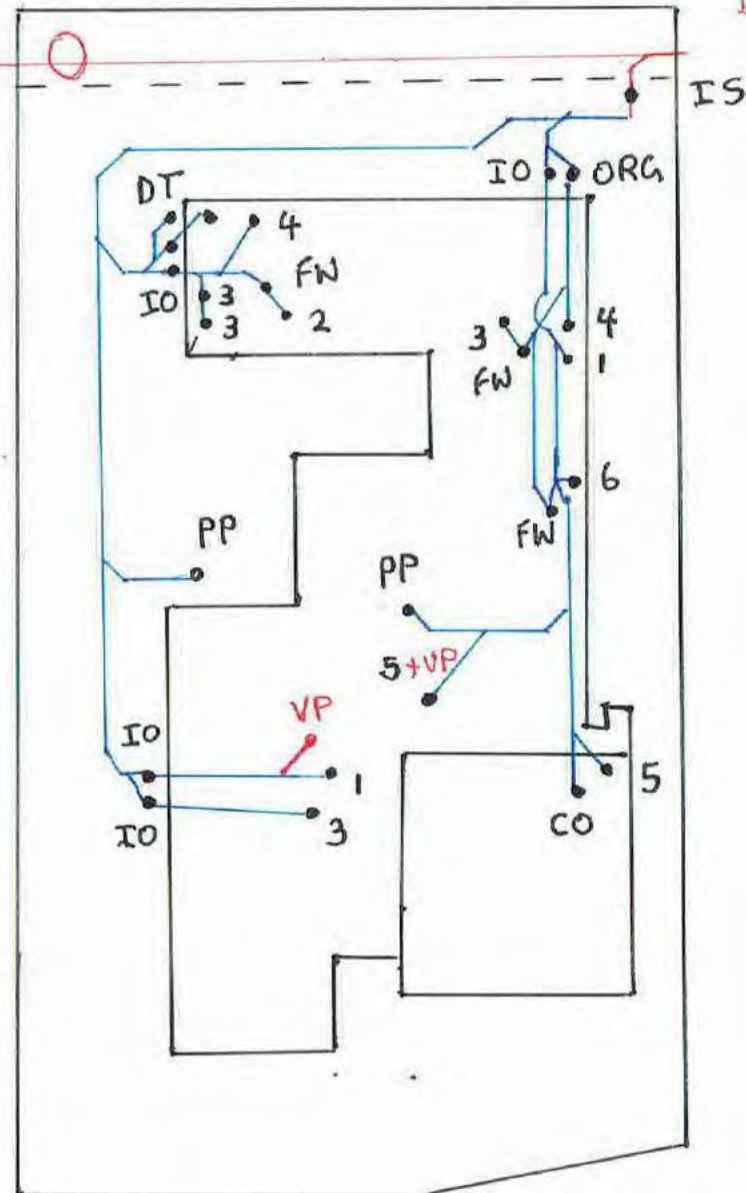
- In respect of authorised work carried out by me at the above mentioned property, I certify that:
 - The work has been completed in accordance with the permit issued by Access Canberra;
 - The completed work has been tested as required by Access Canberra;
 - The work complies with the relevant codes, standards and regulations under the ACT Water and Sewerage Act 2000 as determined by Access Canberra.
- If any defect is found in the work carried out by me within the period of twelve (12) months from the date of completion, and the inspector for plumbing and drainage certifies that the defect is due to non-compliance with the codes and standards as determined by Access Canberra then I undertake to rectify such work at my sole expense if so directed by Access Canberra.

Signature of licensee	Date

W.A.E

DRAINAGE PLAN No: _____

SEWER
T 1.06
D 1.97



PLAN OF SANITARY DRAINAGE

OWNER: **Sch 2 2.2(a)(ii)** BLOCK: **[REDACTED]** SECTION: **[REDACTED]**
 SUBURB: **MONCRIEFF**
 ACT Address: **[REDACTED]**

REFERENCE:

D.T.	Disconnecter Trap
E.J.	Expansion Joint
E.V.	Educt Vent
F.W.	Floor Waste
G.T.	Gully Trap
I.C.	Inspection Chamber
J.U.	Jump Up
M.H.	Man Hole
O.R.G.	Overflow Relief Gully
S.V.P.	Soil Vent Pipe
U.P.V.C.	Unplasticised Polyvinyl Chloride
V.C.P.	Vitrified Clay Pipe
V.P.	Vent Pipe

FIXTURES:

1.	Water Closet	(3)
2.	Bath	(1)
3.	Basin	(4)
4.	Shower	(2)
5.	Sink	(2)
6.	Trough	(1)
7.	Provisional Point	(2)

DRAWN BY L. RAMSAY
AUGUST 2018

NOTES:

1. Drains to be laid shown in BLUE lines.
2. Existing drains shown in GREEN lines.
3. Existing drains X'ed in RED to be abolished to approval.
4. Drains to be supported on or from solid ground.
5. Copper pipes to be in accordance with AS.1432-1973 Table 2 Type B tubes.
6. Unplasticised Polyvinyl Chloride pipe drains (U.P.V.C.) including Stacks, to be constructed in accordance with AS. 2032-1977, AS.3500 and Canberra Codes of Practice.
7. Drains under Building must be retested, if test failed then old drain must be replaced using either RRJVCP or UPVC pipe material.
8. Sewer branch to be located on site before any work is commenced.
9. This plan to be read in conjunction with approved Architectural Plans and Specifications.
10. ORG levels to be read in conjunction with AS 3500.2 Clause 4.6.6.6 and 4.6.6.7

ALL work must be carried out in conformity with the Water and Sewerage Act 2000, Water and Sewerage Regulations 2001 and the SA 3500.

ADDITIONAL WORK - W.A.E.
SCALE = 1: 200

CHECKED BY: _____