



ACT
Government

Chief Minister, Treasury and
Economic Development

Freedom of Information Publication Coversheet

The following information is provided pursuant to section 28 of the *Freedom of Information Act 2016*.

FOI Reference: CMTEDDFOI 2021-213

Information to be published	Status
1. Access application	Published
2. Decision notice	Published
3. Documents and schedule	Published
4. Additional information identified	No
5. Fees	Waived
6. Processing time (in working days)	9
7. Decision made by Ombudsman	N/A
8. Additional information identified by Ombudsman	N/A
9. Decision made by ACAT	N/A
10. Additional information identified by ACAT	N/A

[REDACTED]

To:

[REDACTED]

[CMTEDD.FOI](#)

Subject:

FOI REQUEST – POLLS AND SURVEYS SINCE 1 JUNE 2021

Date:

Sunday, 15 August 2021 5:37:20 PM

Good afternoon,

RE: FREEDOM OF INFORMATION REQUEST – POLLS AND SURVEYS SINCE 1 JUNE 2021

I write to request under the *Freedom of Information Act 2016* the final results for all surveys and polls commissioned by the ACT Government since 16 May 2021. These documents may include but are not limited to reports issued by the consultants or contractors and include questions, results, conclusions, analysis and/or recommendations.

Should you require any further information or clarification about my request, please contact my office on [REDACTED]

Kind regards,

[REDACTED]



ACT
Government

Chief Minister, Treasury and
Economic Development

Our ref: CMTEDDFOI 2021-213



FREEDOM OF INFORMATION REQUEST

I refer to your application under section 30 of the *Freedom of Information Act 2016* (the Act), received by the Chief Minister, Treasury and Economic Development Directorate (CMTEDD) on 15 August 2021, in which you sought access to:

- The final results for all surveys and polls commissioned by the ACT Government since 16 May 2021. These documents may include but are not limited to reports issued by the consultants or contractors and include questions, results, conclusions, analysis and/or recommendations.

Authority

I am an Information Officer appointed by the Director-General under section 18 of the Act to deal with access applications made under Part 5 of the Act.

Timeframes

In accordance with section 40 of the Act, CMTEDD is required to provide a decision on your access application by 10 September 2021.

Decision on access

Searches were completed for relevant documents and four documents were identified that fall within the scope of your request.

I have included as **Attachment A** to this decision the schedule of relevant documents. This provides a description of each document that falls within the scope of your request and the access decision for each of those documents.

I have decided to grant full access to all relevant documents. The documents released to you are provided as **Attachment B** to this letter.

Charges

Pursuant to *Freedom of Information (Fees) Determination 2018* processing charges are applicable for this request because the total number of pages to be released to you exceeds the charging threshold of 50 pages. However, the charges have been waived in accordance with section 107(2)(e) of the Act.

Online publishing – Disclosure Log

Under section 28 of the Act, CMTEDD maintains an online record of access applications called a disclosure log. Your original access application, my decision and documents released to you in response to your access application will be published in the CMTEDD disclosure log after 1 September 2021. Your personal contact details will not be published. You may view CMTEDD disclosure log at <https://www.cmtedd.act.gov.au/functions/foi>.

Ombudsman Review

My decision on your access request is a reviewable decision as identified in Schedule 3 of the Act. You have the right to seek Ombudsman review of this outcome under section 73 of the Act within 20 working days from the day that my decision is published in CMTEDD disclosure log, or a longer period allowed by the Ombudsman.

We recommend using this form [Applying for an Ombudsman Review](#) to ensure you provide all of the required information. Alternatively, you may write to the Ombudsman at:

The ACT Ombudsman
GPO Box 442
CANBERRA ACT 2601

Via email: actfoi@ombudsman.gov.au


ACT Civil and Administrative Tribunal (ACAT) Review

Under section 84 of the Act, if a decision is made under section 82(1) on an Ombudsman review, you may apply to the ACAT for review of the Ombudsman decision. Further information may be obtained from the ACAT at:

ACT Civil and Administrative Tribunal
Level 4, 1 Moore St
GPO Box 370
Canberra City ACT 2601
Telephone: (02) 6207 1740
<http://www.acat.act.gov.au/>

Should you have any queries in relation to your request please contact me by telephone on 6207 7754 or email CMTEDDFOI@act.gov.au.

Yours sincerely,



Daniel Riley
Information Officer
Information Access Team
Chief Minister, Treasury and Economic Development Directorate

27 August 2021



ACT
Government

Chief Minister, Treasury and
Economic Development

FREEDOM OF INFORMATION REQUEST SCHEDULE

WHAT ARE THE PARAMETERS OF THE REQUEST						Reference NO.
The final results for all surveys and polls commissioned by the ACT Government since 16 May 2021. These documents may include but are not limited to reports issued by the consultants or contractors and include questions, results, conclusions, analysis and/or recommendations						CMTEDDFOI 2021-213
Ref No	Page number	Description	Date	Status	Reason for Exemption	Online Release Status
1	1-33	YourSay Community Panel Covid-19 Round 9 Survey	Jun 2021	Full release	N/A	Yes
2	34-66	YourSay Community Panel Major Events Survey	21 Jun 2021	Full release	N/A	Yes
3	67-94	YourSay Community Panel Covid-19 Round 10 Survey	8 Aug 2021	Full release	N/A	Yes
4	95-118	Community priorities survey	20 Aug 2021	Full release	N/A	Yes
Total No of Docs						
4						



ACT
Government

Y **OURSay**
Community panel



YourSay Community Panel

COVID-19 Round 9 Survey

June 2021





Background: The ACT Government conducted a ninth round of research with the YourSay Community Panel focusing on how coronavirus (COVID-19) is impacting Canberrans. The survey examined the perspectives of the community on the COVID-19 vaccine roll-out and related issues including overseas travel and influenza vaccination. The survey also continued to explore Canberrans' engagement in COVID-safe practices and perceptions of the community and Government response to the pandemic.

Purpose: The findings from the survey will help inform ACT Government public health messaging to encourage Canberrans to participate in the COVID-19 vaccination roll-out as well as continue to engage in COVID-safe behaviours.

Timeframe: The survey took place between **18 – 24 May 2021** (prior to Melbourne cases).

Sample: **1,911** YourSay Community Panel members completed the survey.

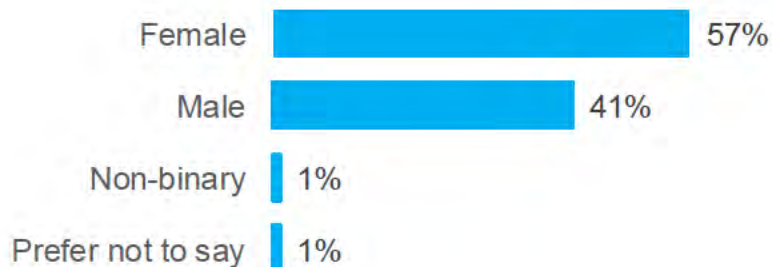
Weighting: The results have been weighted to reflect relative population proportions based on Australian Bureau of Statistics (ABS) Census figures.

Rounding: In single choice questions, results may not add up to 100% due to rounding.

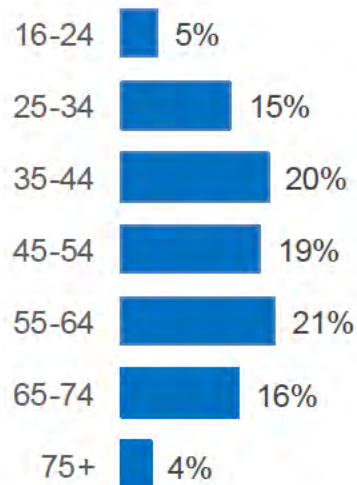
Limitations: The methodology is biased towards those with internet and computer literacy.

Sample profile (unweighted)

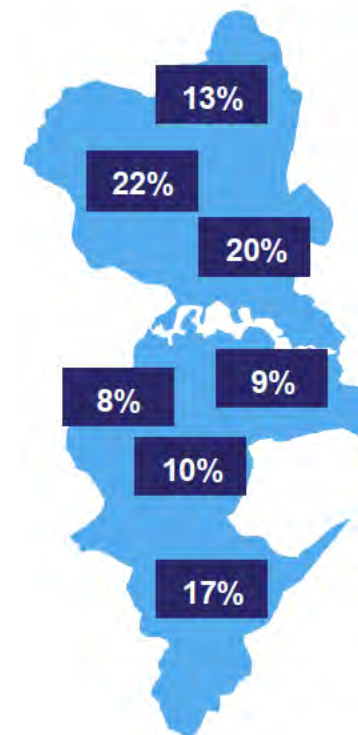
Gender



Age



Region





ACT
Government

YOURsay
Community panel

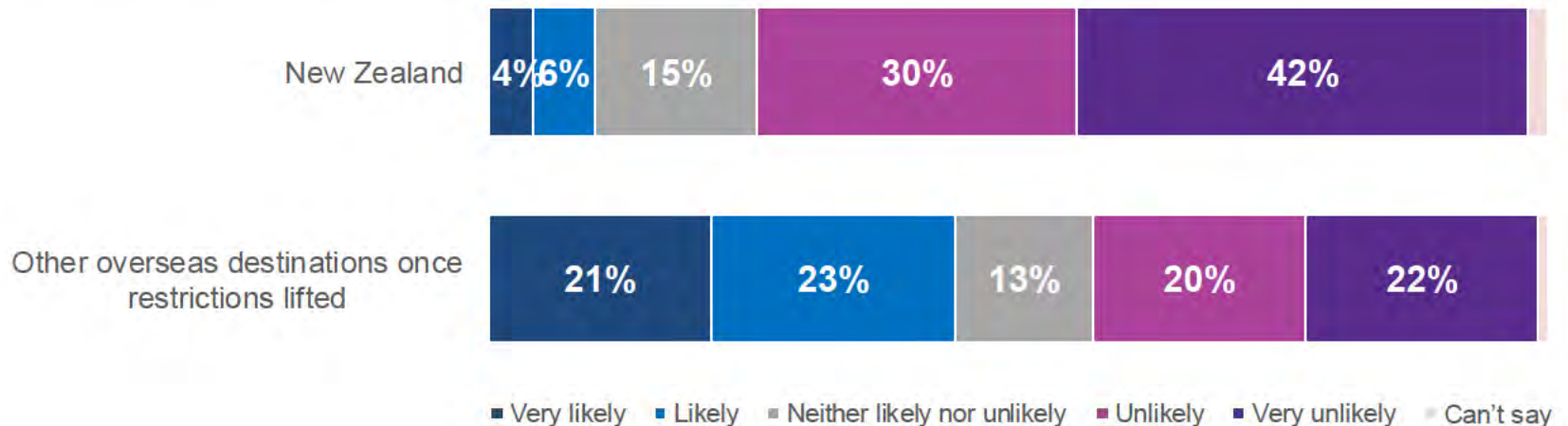
Overseas travel



One in ten Canberrans intend to go to New Zealand this year, while appetite for other overseas travel exists among four in ten

Q. How likely are you to travel to New Zealand this year?

Q. And how likely are you to travel to other overseas destinations once restrictions have been eased?

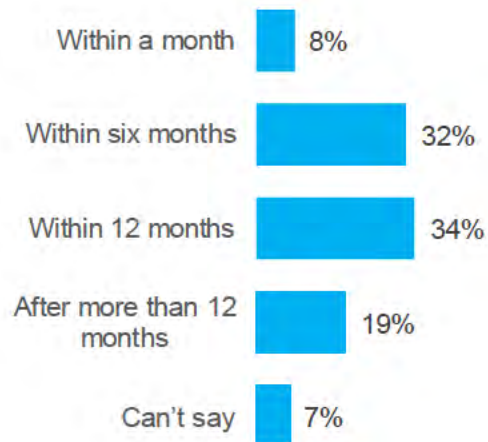


Many intend to travel overseas within a year of restrictions easing



When?

74% intend to go within a year of restrictions being eased



Where?

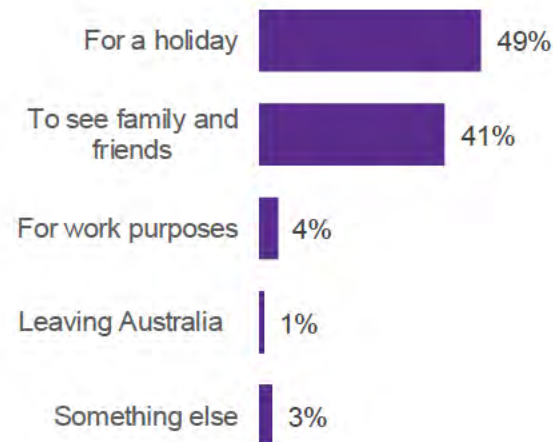
Most common destinations include...

Europe
SE Asia
UK
North America
Japan & Korea
Pacific Islands



Why?

Holidaying and seeing family & friends the main drivers





Wariness of COVID-19 is likely to act as a barrier to travel even after restrictions are eased

COVID-19 will remain a consideration for travel in the foreseeable future...

Will wait and watch carefully to see what happens

COVID-19 still likely to be a risk – mutations

Don't want to get stuck in another country

Personal circumstances also have a bearing on travel intent...

Financial reasons

Work / time to do it

Kids, family

Health reasons

It can also come down to personal preferences...

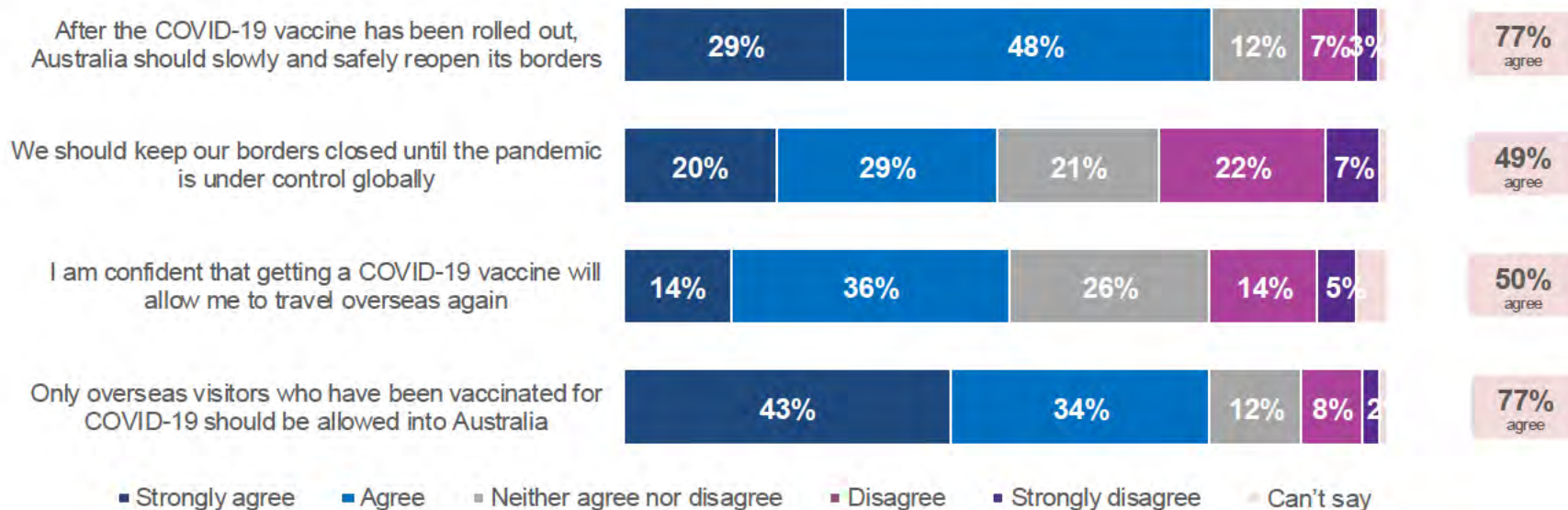
Just not interested, not a big traveller

Prefer to travel in Australia

Emissions / carbon footprint

Support exists for re-opening of international borders contingent on vaccination progress at home and overseas

Q. How much do you agree or disagree with the following?



Nationally, 73% of Australians believe borders should remain closed until the pandemic is under control globally*



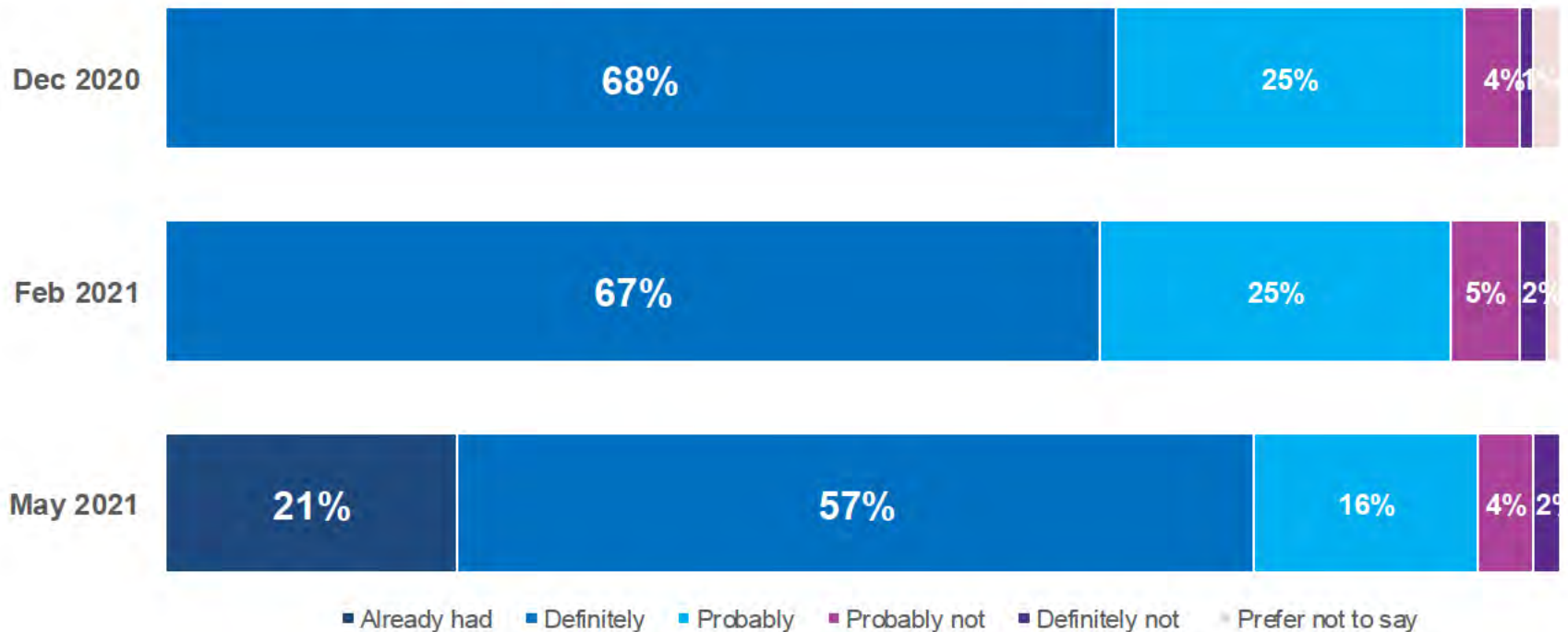
ACT
Government

YOURsay
Community panel

COVID-19 vaccine

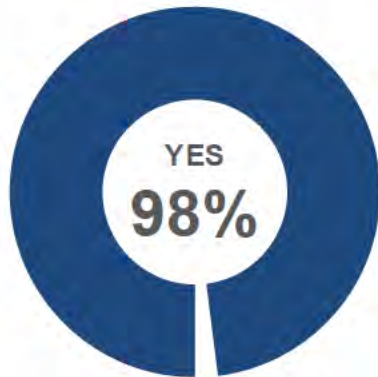
Two in ten Canberrans report they have already had a COVID-19 vaccine, with almost six in ten indicating they will definitely get one

Q. When a COVID-19 vaccine is available to you, will you get it?



Among those who have had a vaccine, the experience is reported to have largely been positive

Q. Following your experience, would you recommend your friends/family get a COVID-19 vaccine?



Q. What was your experience getting a COVID-19 vaccine like?

Good, simple, quick and easy

Experienced some common side effects for a day or two

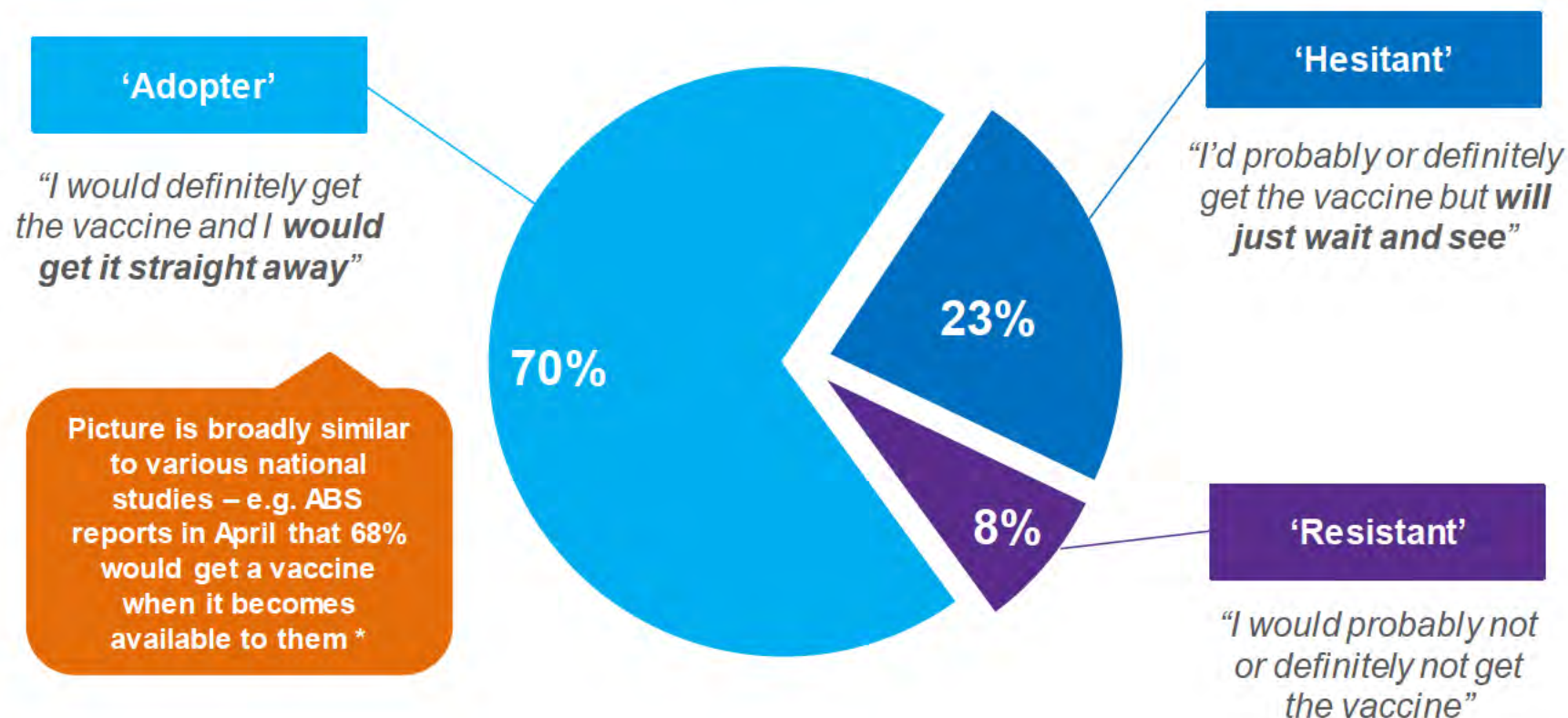
Well-organised, streamlined

Took a while to organise and arrange – going round in circles

Friendly, professional staff

Unremarkable!

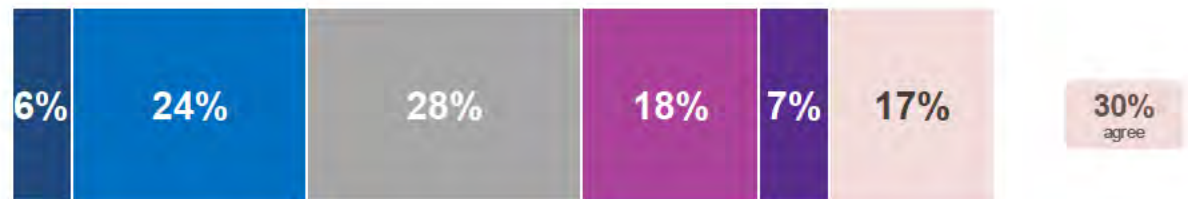
Of those yet to receive the vaccine, seven in ten indicate they would get this as soon as it is available to them



Community perceptions around the vaccine roll-out to date are mixed, with many uncertain how well it is going

Q. Overall, how much do you agree or disagree with the following?

The process for individuals getting COVID-19 vaccines in the ACT is going well



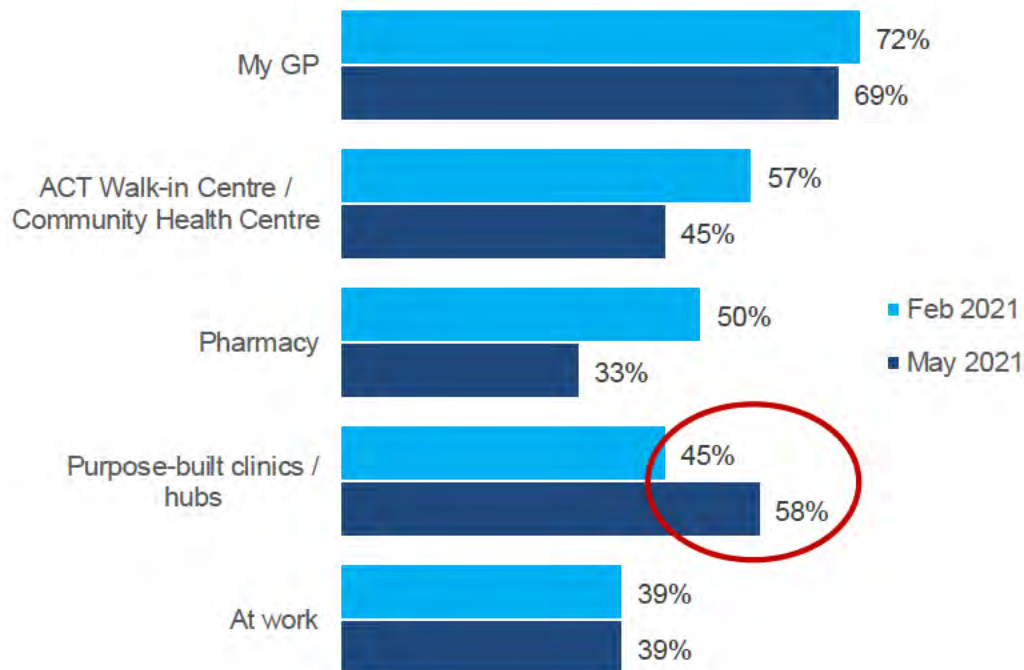
■ Strongly agree ■ Agree ■ Neither agree nor disagree ■ Disagree ■ Strongly disagree ■ Can't say

Findings reiterate national sentiment reported about the roll-out in Australia – for instance, ANU research observed that 43% of Australians considered the vaccine roll-out to be not going too well and a further 21% not well at all

Four per cent thought it was going very well and 33% somewhat well*

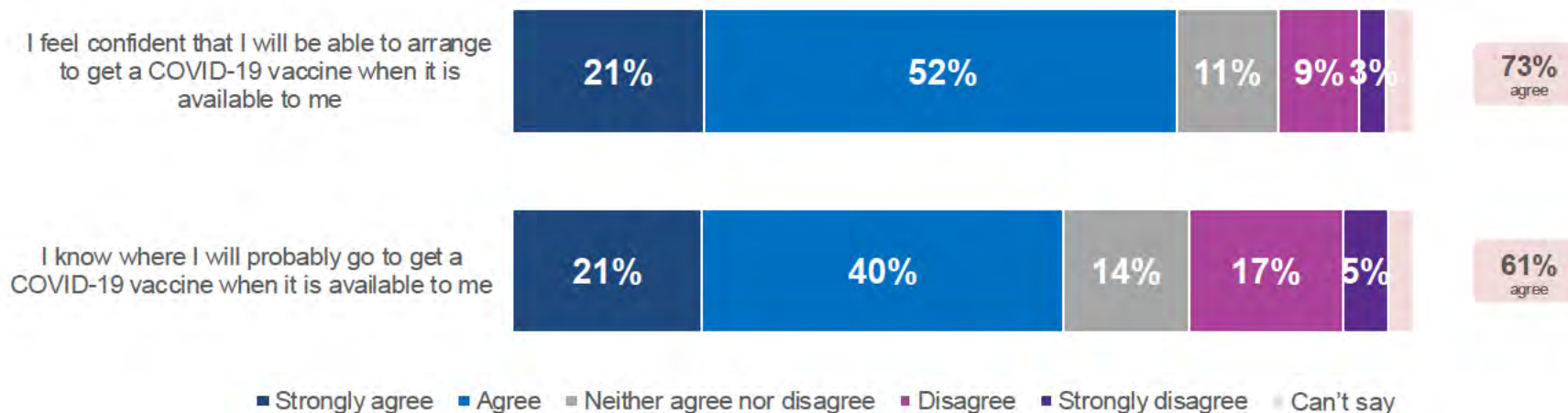
There is increasing preference for going to vaccine hubs to receive the vaccine

Q. What's your preferred place/s to get a COVID-19 vaccine?



Three-quarters are confident they'll be able to arrange getting a vaccine, though not everyone knows where they will go

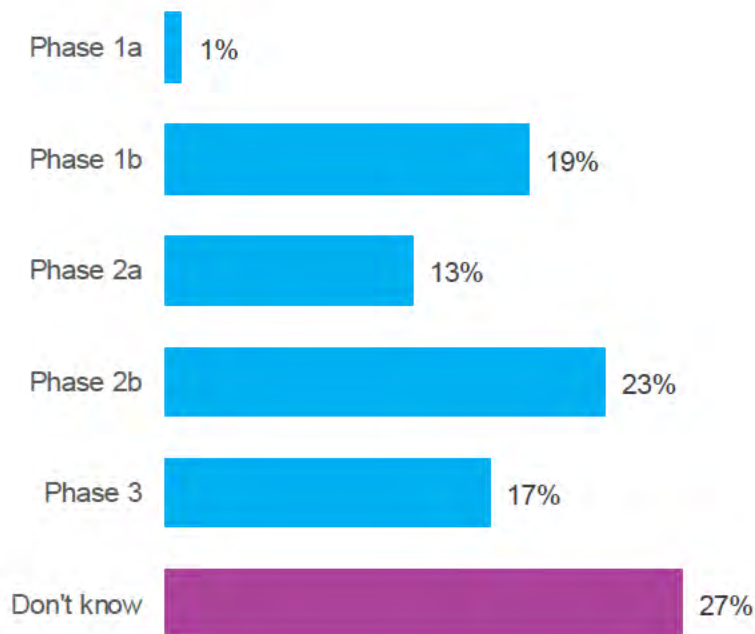
Q. Overall, how much do you agree or disagree with the following?





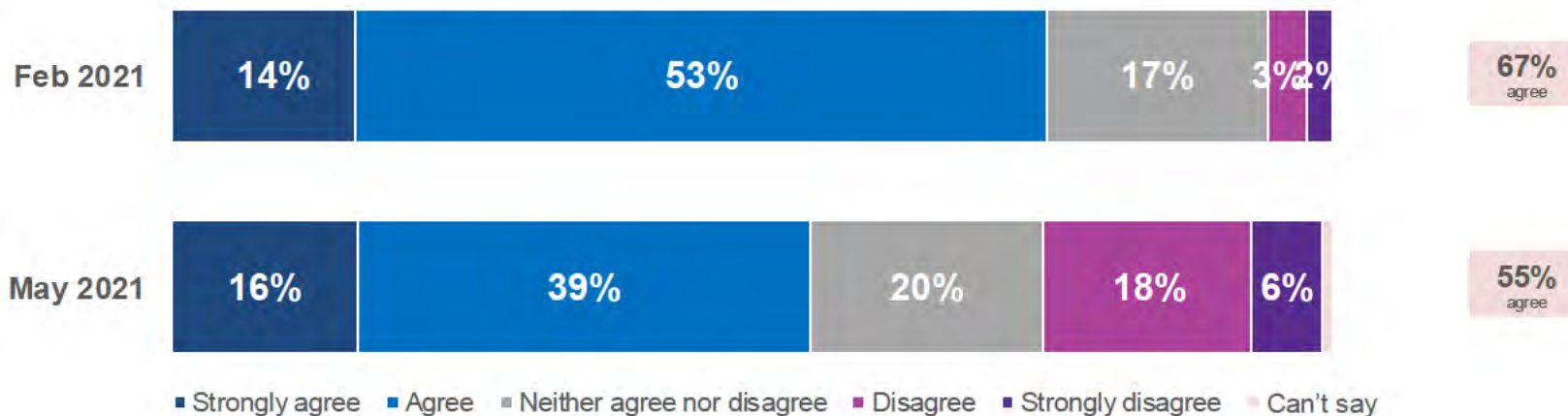
Meanwhile, a quarter of Canberrans still to get the vaccine do not know what phase they are in

Q. COVID-19 vaccines will be available in phases. In which phase are you eligible to receive the vaccine?



Overall, most Canberrans feel informed about the vaccine roll-out, though this has dropped compared to pre roll-out

Q. Overall, how much do you agree or disagree... I feel well informed about the COVID-19 vaccine rollout in the ACT





ACT
Government

YOURsay
Community panel



Other comments and issues mentioned about the vaccine

Process has been confusing – when / where you can get it, how to book etc

Booking issues online / over the phone

Roll-out has been slow – hurry up!

Unclear what future plans are for other phases – when, where etc

Criticisms of national roll-out – e.g. supply, distribution, messaging, data

Phasing not working – people not turning up, open up to other groups

Accessibility issues for elderly, people with disability

Unequal, differences by jurisdiction (e.g. 40-50s in NSW)

Would like a choice of vaccine

AstraZeneca blood clots concern



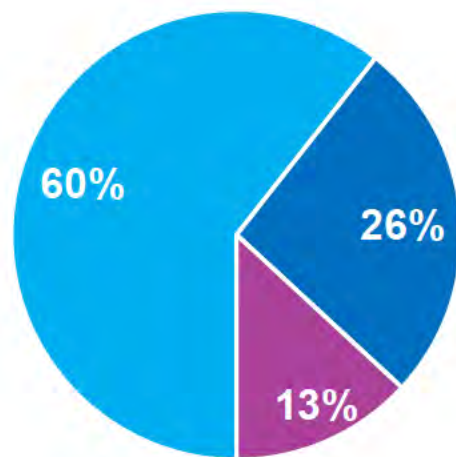
ACT
Government

YOURsay
Community panel

Influenza vaccination

One in eight Canberrans are not considering getting an influenza vaccine in 2021

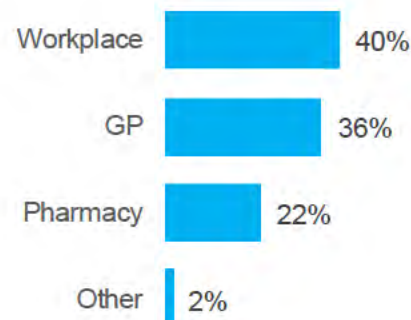
Q. Are you planning or have you already had the influenza vaccine in 2021?



- Yes - had
- Yes - planning
- No

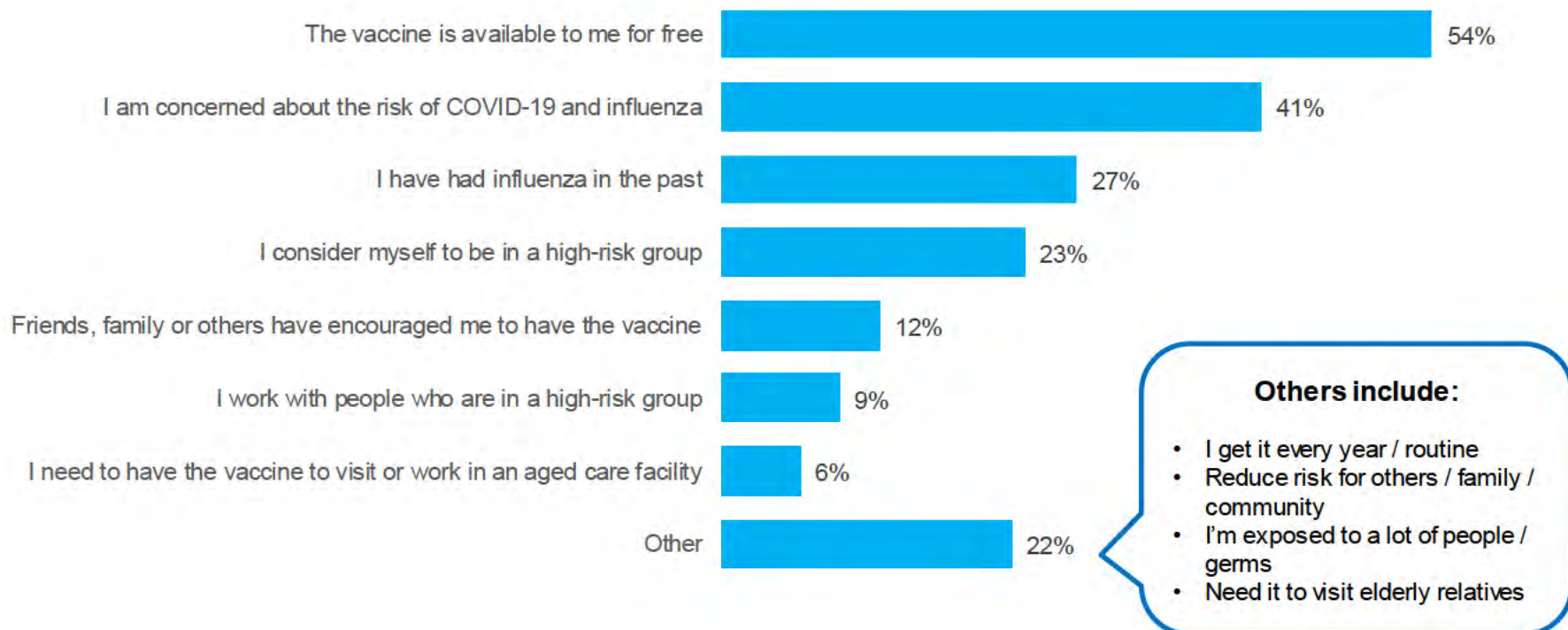


If had vaccine
Q. Where did you get your flu vaccine in 2021?



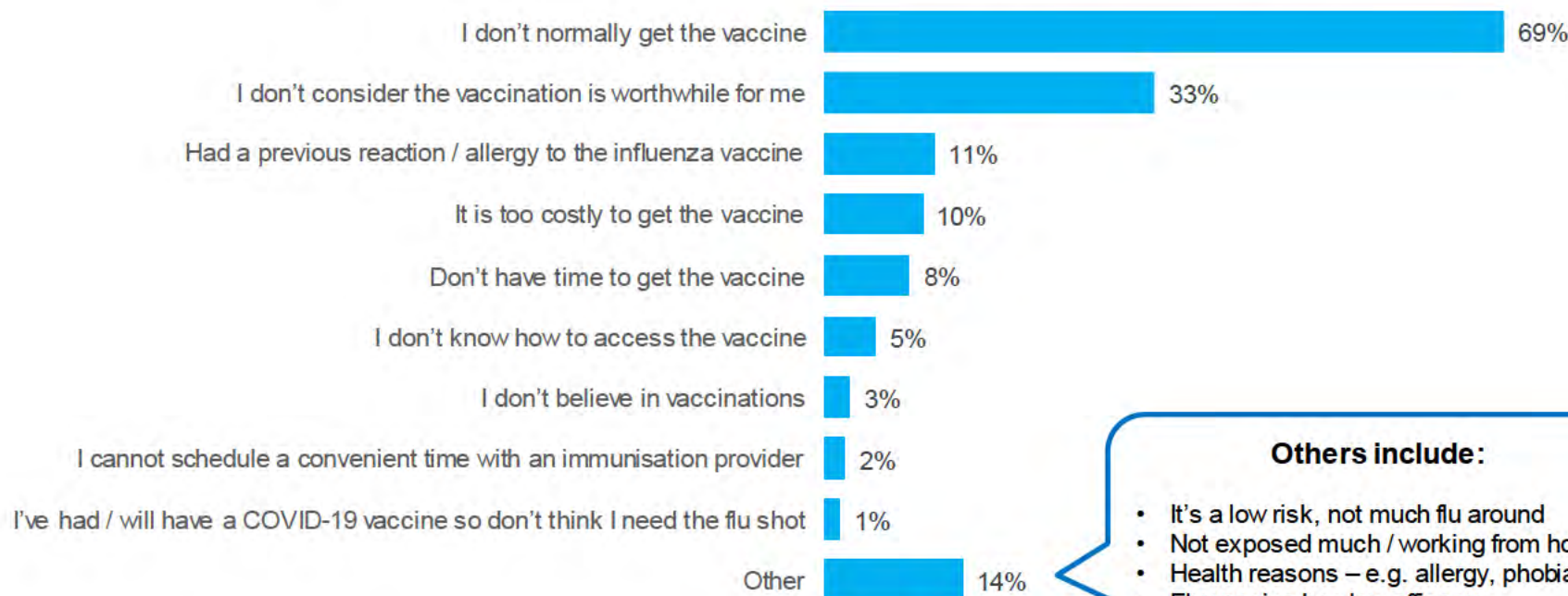
Availability of the flu vaccine for free is a key driver to uptake, while COVID-related concerns resonate for some

Q. What made you decide to get / plan to get the influenza vaccine in 2021?



Barriers to flu vaccine uptake stem from norms and expectations around need

Q. Why have you decided not to get an influenza vaccine in 2021?




Others include:

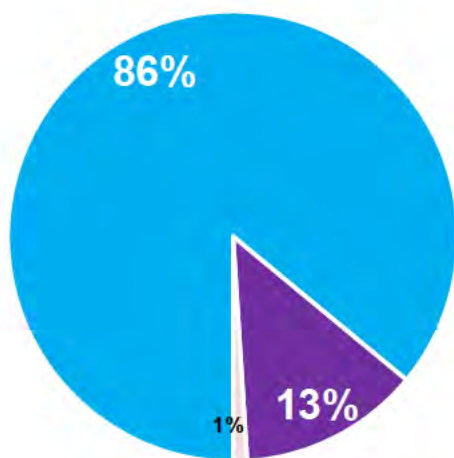
- It's a low risk, not much flu around
- Not exposed much / working from home
- Health reasons – e.g. allergy, phobia
- Flu vaccine has low efficacy

One in eight are unaware of advice regarding gap between COVID-19 and flu vaccines


Q. Before today, were you aware of advice to leave at least a two week gap between vaccinations for influenza and COVID-19?



5% had concerns relation to getting both a COVID-19 and flu vaccine this year



■ Yes ■ No ■ Can't say

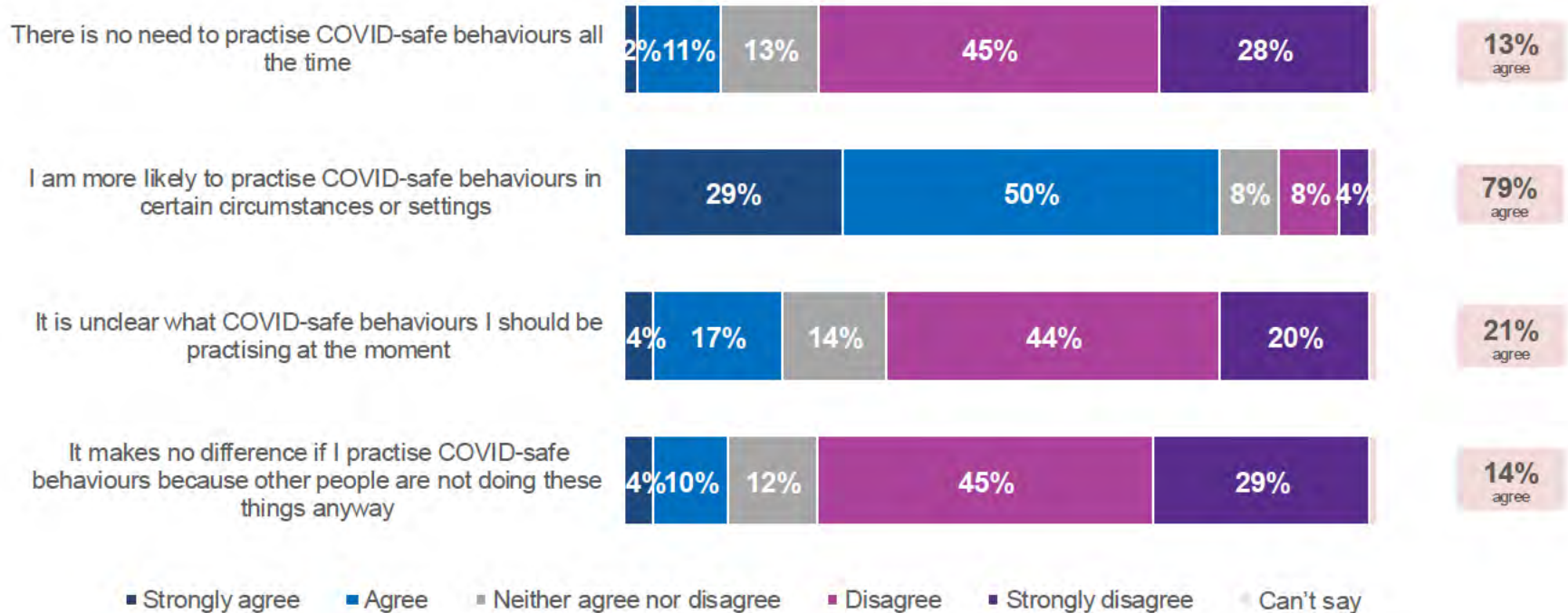


YOURSAY
Community panel

COVID-safe behaviours

The majority of the community feel like they practise COVID-safe behaviours appropriately

Q. How much do you agree or disagree with the following?



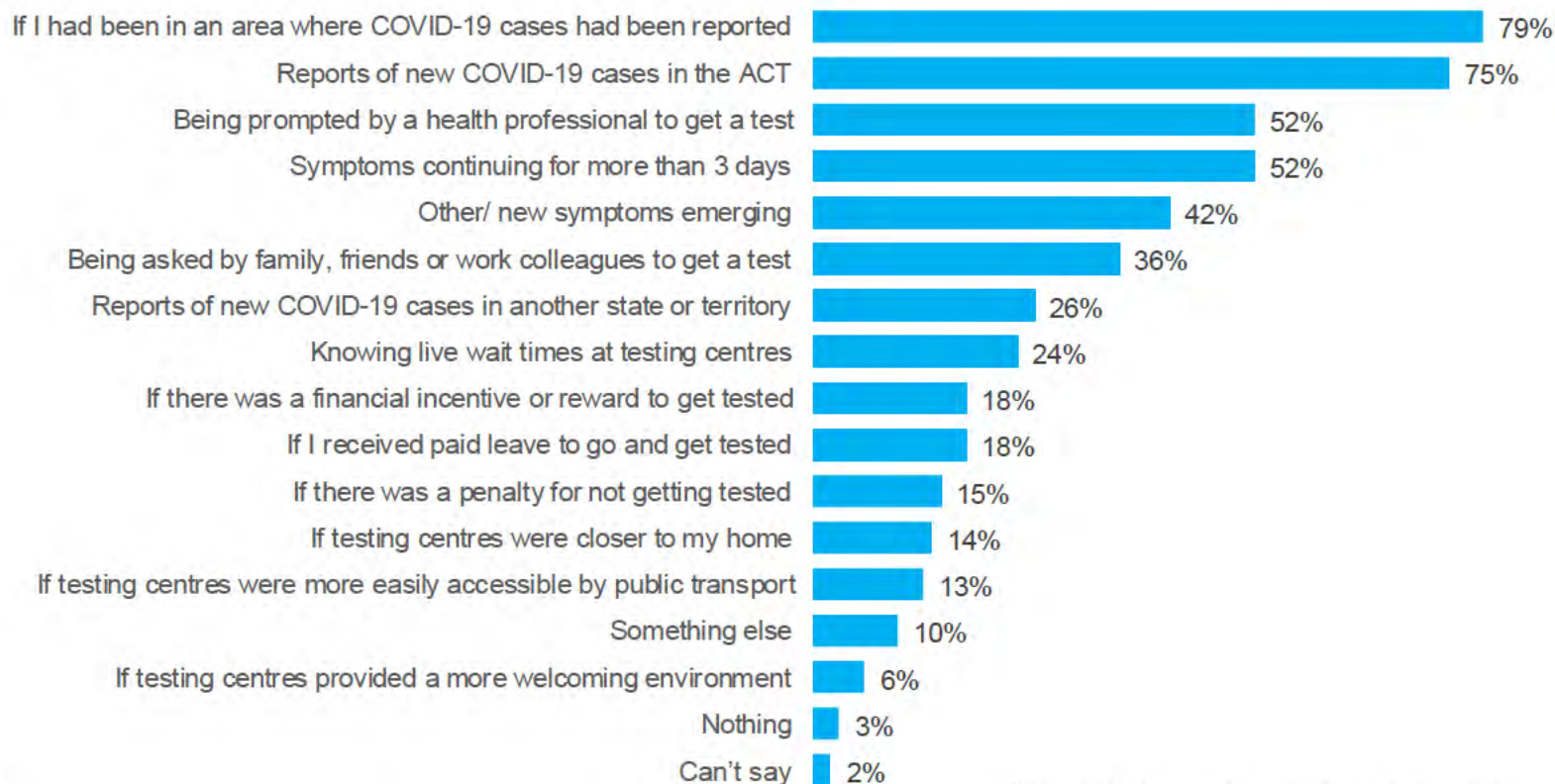


ACT
Government

YOURsay
Community panel

New outbreaks are more likely than anything else to prompt greater COVID-19 testing among those hesitant to get a test

Q. What, if anything, might make you more likely to get a COVID-19 test if you develop mild cold or flu-like symptoms?



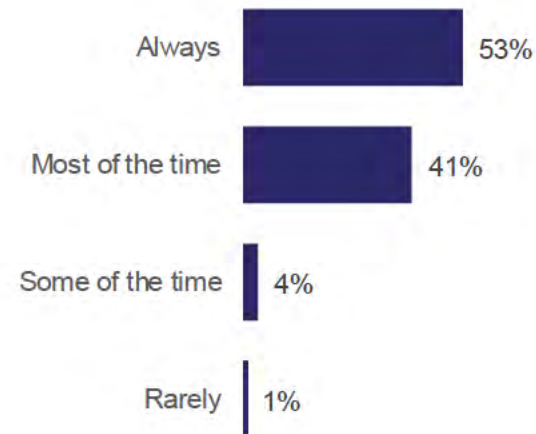
While use of Check In CBR is high, almost half of Canberrans do not use it on every occasion when visiting venues



*of Canberrans used
the Check In CBR app
in the past week*



*Q. How frequently do you tend to use
this to check in when visiting venues
across Canberra?*





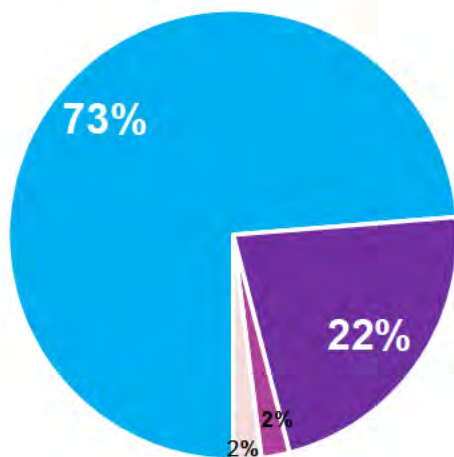
ACT
Government

YOURsay
Community panel

Information and response

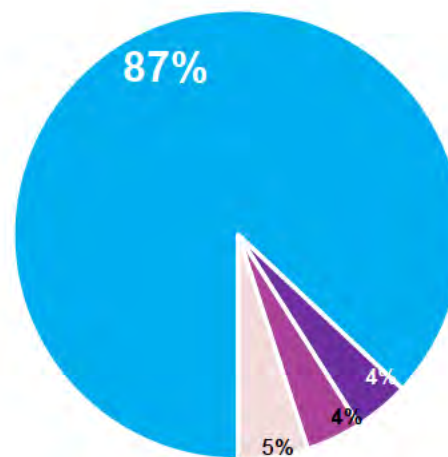
Majority consider community and ACT Government are responding appropriately to the COVID-19 pandemic

Q. Overall, how would you describe the Canberra community's response to COVID-19?



- Responding appropriately
- Not taking it seriously
- Over-reacting
- Can't say

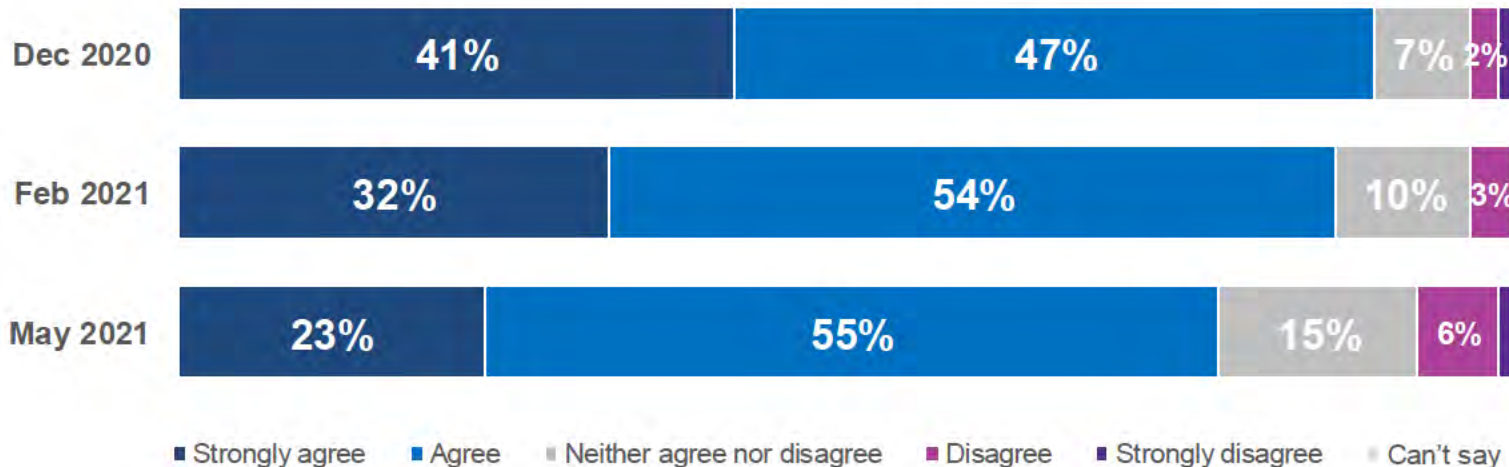
Q. Overall, how would you describe the ACT Government's response to COVID-19?



- Responding appropriately
- Not taking it seriously
- Over-reacting
- Can't say

Though still strong, there is a declining trend in Canberrans' sense of feeling informed, influenced by vaccine roll-out

Q. To what extent would you agree with the following statement? Overall, I feel I am being kept well informed about COVID-19 by the ACT Government



Further information needs reinforce desire for clearer vaccine roll-out details

More information about the **vaccine roll out** – when, where, who, how etc

Information on **virus variants** and efficacy of vaccine on these

Clarity around current requirements / rules – one place you can get these, not just updates

Need to inform myself – haven't done this so much lately

Vaccine **roll-out stats**, data – how are we tracking?

When **other vaccine brands** will arrive / be available

Improved / up-to date content and navigation on **ACT Gov websites**

Reminders / comms about **COVID-safe behaviours**

Greater information / data **transparency**



ACT
Government

Y**OURS***ay*
Community panel





ACT
Government

Y**OURSAY**
Community panel



YourSay Community Panel

Major Events Survey

21 June 2021





Background: Events ACT conducted research with the YourSay Community Panel to better understand the views and experiences of Canberrans towards major events in the capital. The survey examined participation in and experience with events, motivators and barriers to attending events (including COVID-19), perceptions of events on special dates, and perspectives around the role of events contributing to the fabric of the community.

Purpose: The findings will help inform future planning around major events in the ACT to best meet the needs and preferences of Canberrans.

Timeframe: The survey took place between **4 – 10 June 2021**

Sample: **1,347** YourSay Community Panel members completed the survey.

Weighting: The results have been weighted to reflect relative population proportions based on Australian Bureau of Statistics (ABS) Census figures.

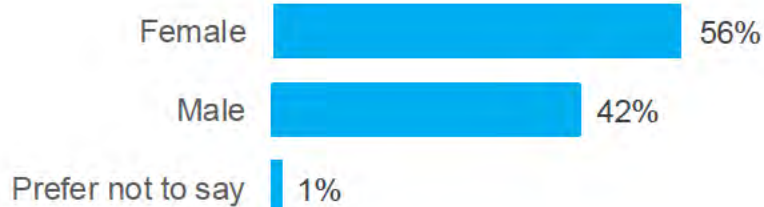
Rounding: In single choice questions, results may not add up to 100% due to rounding.

Limitations: The methodology is biased towards those with internet and computer literacy.

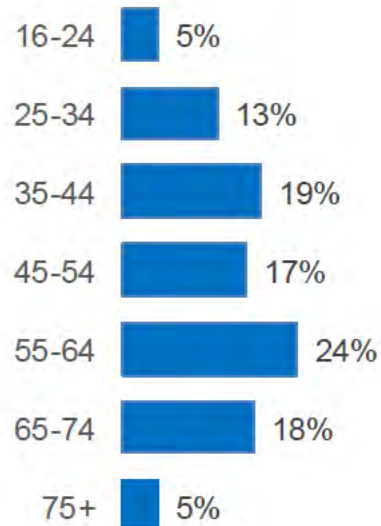


Sample profile (unweighted)

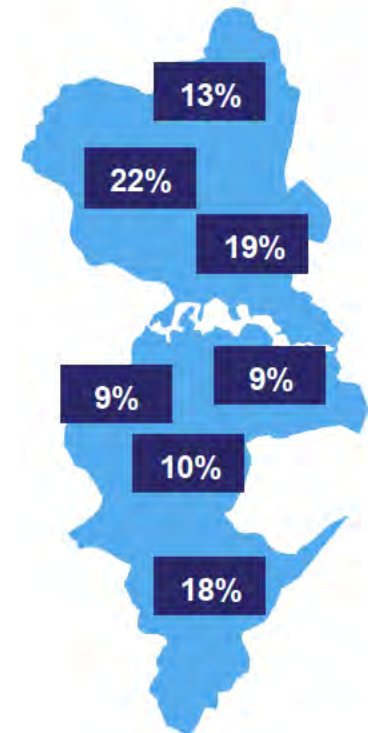
Gender



Age




Region





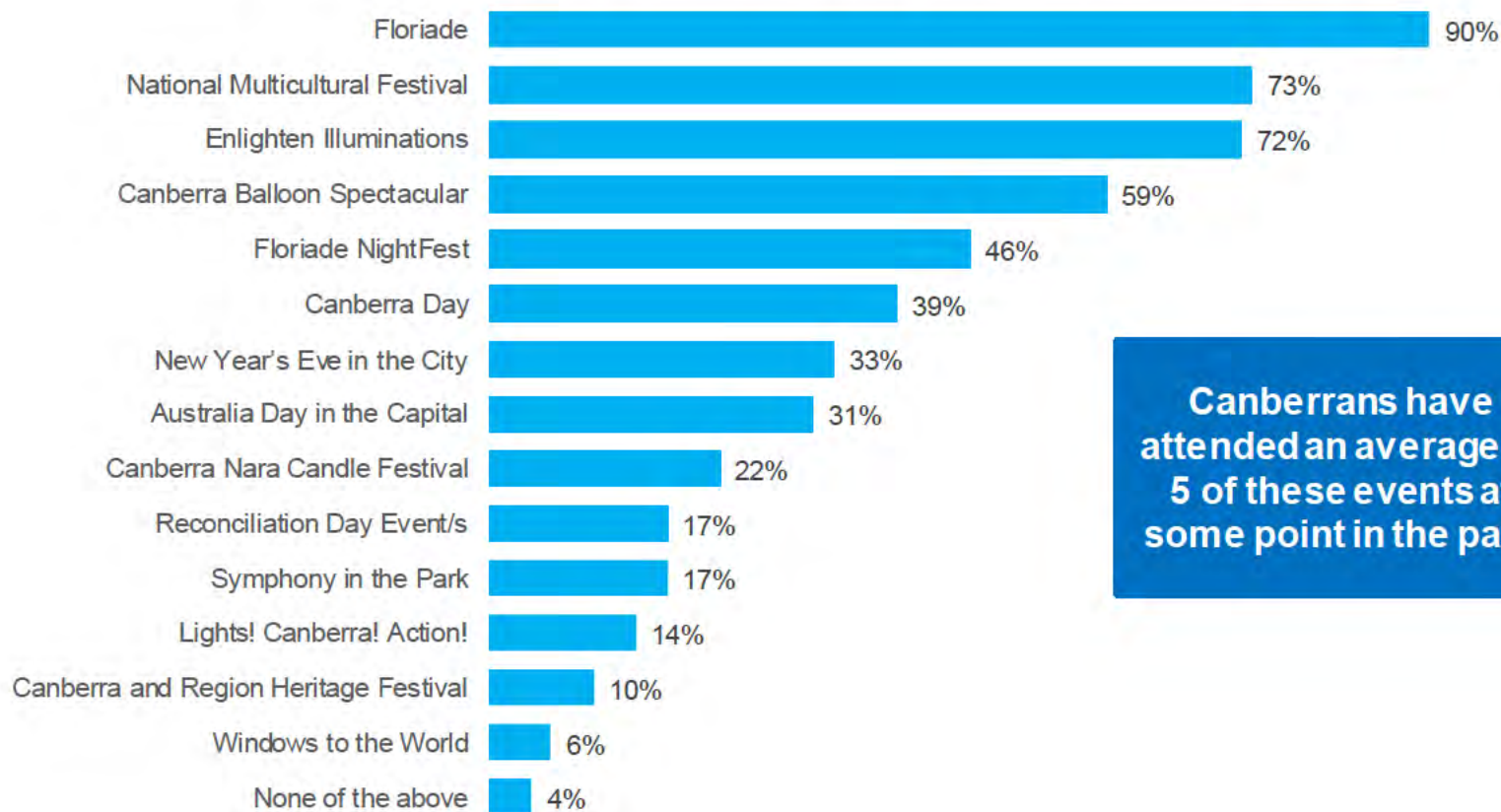
say



Event experience

Floriade has been the most widely attended event, followed by Multicultural Festival and Enlighten

Q. Which of the following events have you attended in Canberra in the past?



**Canberrans have
attended an average of
5 of these events at
some point in the past**

Event ratings are positive, dipping slightly for those associated with specific days

Q. On a scale of 0 to 10, where 0 is very poor and 10 is very good, how would you rate your last experience attending... **MEAN SCORE**

% rating a
9 or 10



All who have attended each event, n=varies

Event highlights – common themes

Q. Tell us ONE memorable highlight of any of the events you attended in the past

Sensory experiences – light, sound, smells

Food, different food experiences, cultures

Time with family, friends

Balloons launching – iconic, spectacular

Hands-on activities, workshops

Live music, dancing, entertainment

Opportunities for photography

Community spirit, atmosphere

*The atmosphere at
Enlighten. Lots of people,
lots of live music and
entertainment*

*The mix of food and cultures at
the Multicultural Festival and
particularly the life/atmosphere it
injects into the City*

*My kids' excitement and joy
watching the balloons float
over the lake and then their
glee when we chased them to
watch them land*



ACT
Government

YOURSAY
Community panel



Event let downs – common themes

Q. And tell us ONE thing that didn't quite hit the mark at any of the events you attended

Same every year, tired, underwhelming

Crowds and congestion

Parking / access issues

Food choices, cost of food

Queuing

Bad weather

Other peoples' behaviour (e.g. drunk)

Lack of amenities (toilets etc)

Commercialised

Multicultural festival is always so hot, crowded and uncomfortable. It might be nicer to move it to a mildertime of year?

Floriade can be a bit dated. It's a bit same same now - great for tourists, but when you've seen a few...

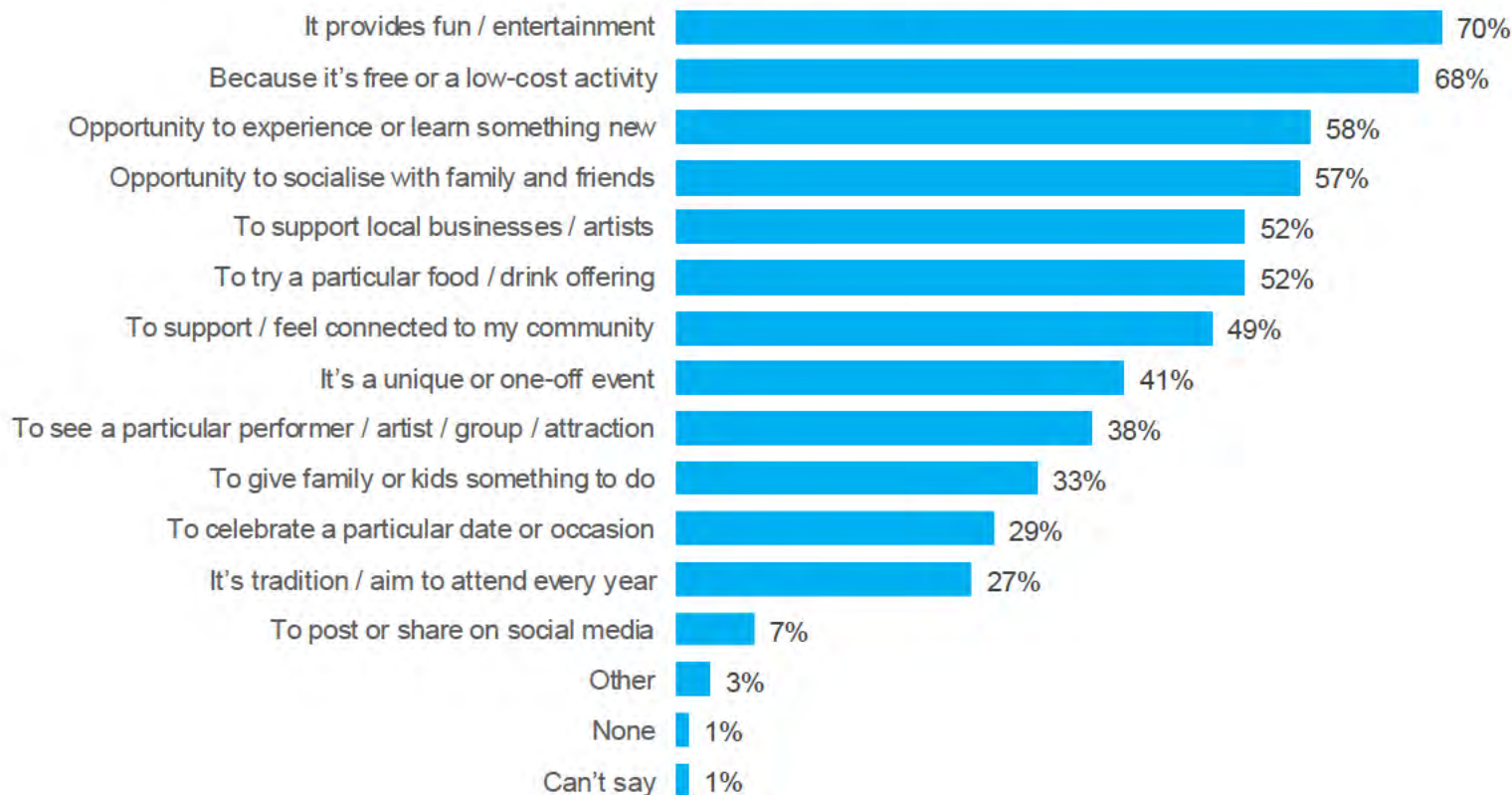
Hard to park. Big queues for food.

Food is often very pricey for what you get.



Canberrans are most drawn to events to do something fun which is free or low-cost

Q. Thinking in general about events in Canberra, which of the following things, if any, make you want to attend?



Almost two-thirds say the sustainability of events influences their consideration to attend

Q. How much do you agree or disagree with the following statement?

I am more likely to consider going to an event knowing steps have been taken to reduce its environmental impacts



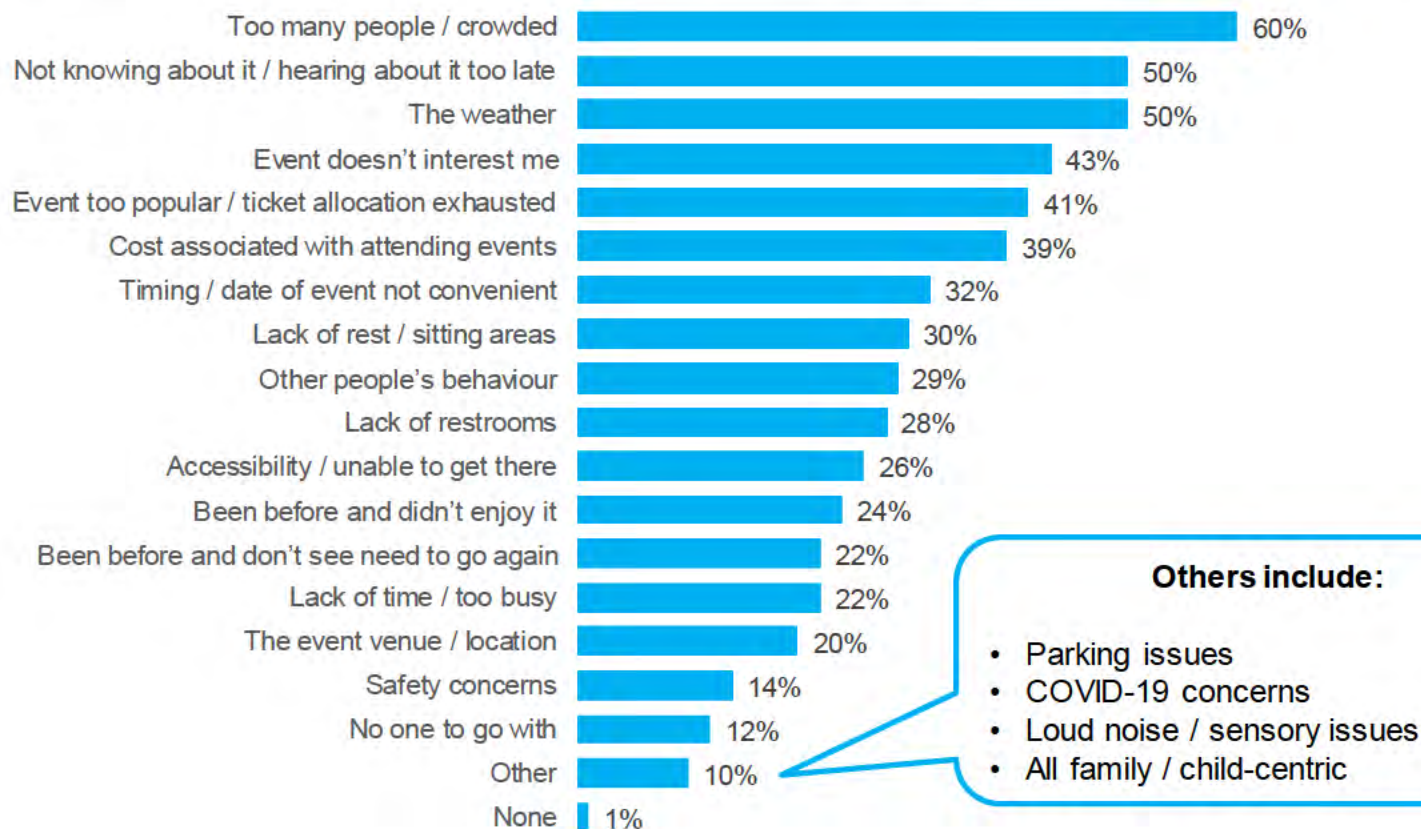
63%
agree

■ Strongly agree ■ Agree ■ Neither agree nor disagree ■ Disagree ■ Strongly disagree ■ Can't say



Crowd sizes are considered the largest barrier to event attendance, followed by a lack of awareness

Q. Which of the following things, if any, might put you off going to events in Canberra?





ACT
Government

YOURsay
Community panel

Events and COVID-19

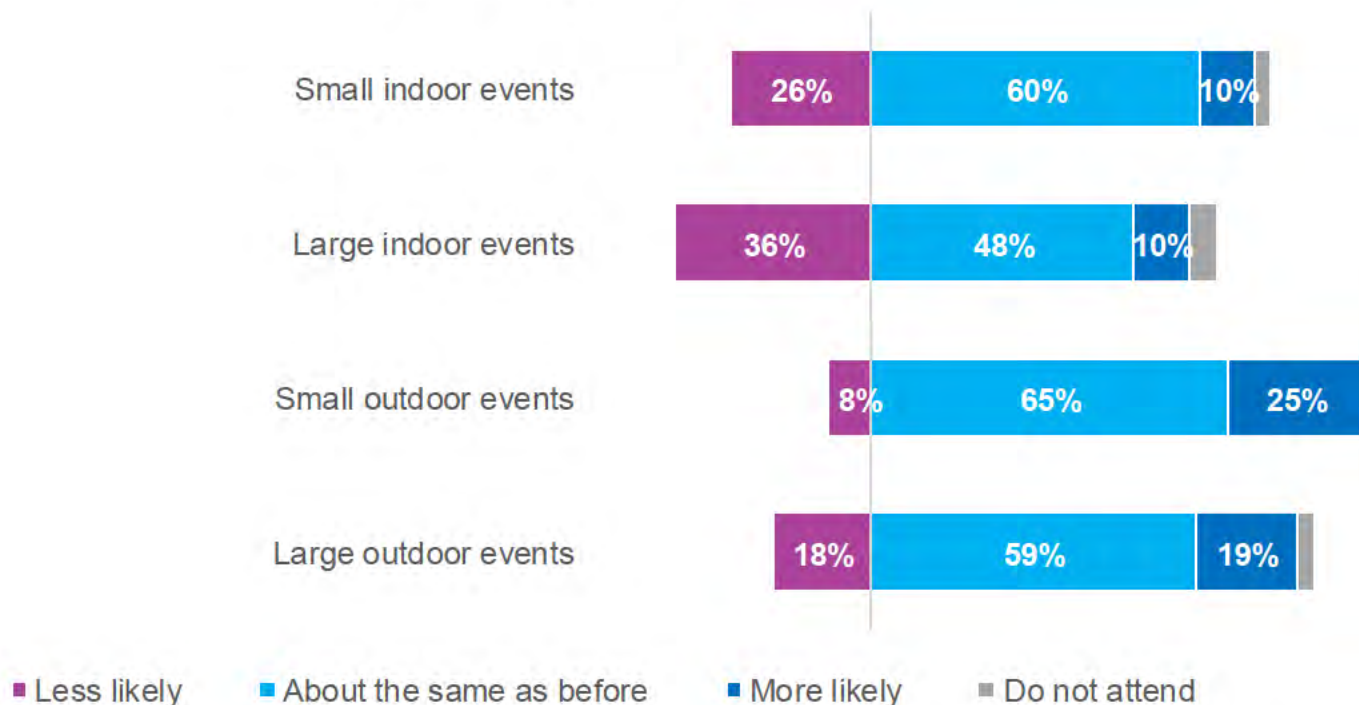
Consideration of COVID-19 risk in relation to event attendance remains high for around two thirds of the population

Q. To what extent have you considered the personal risks of engaging with events due to the current COVID-19 pandemic?



Around three in ten are less likely to attend indoor events than they were before the pandemic

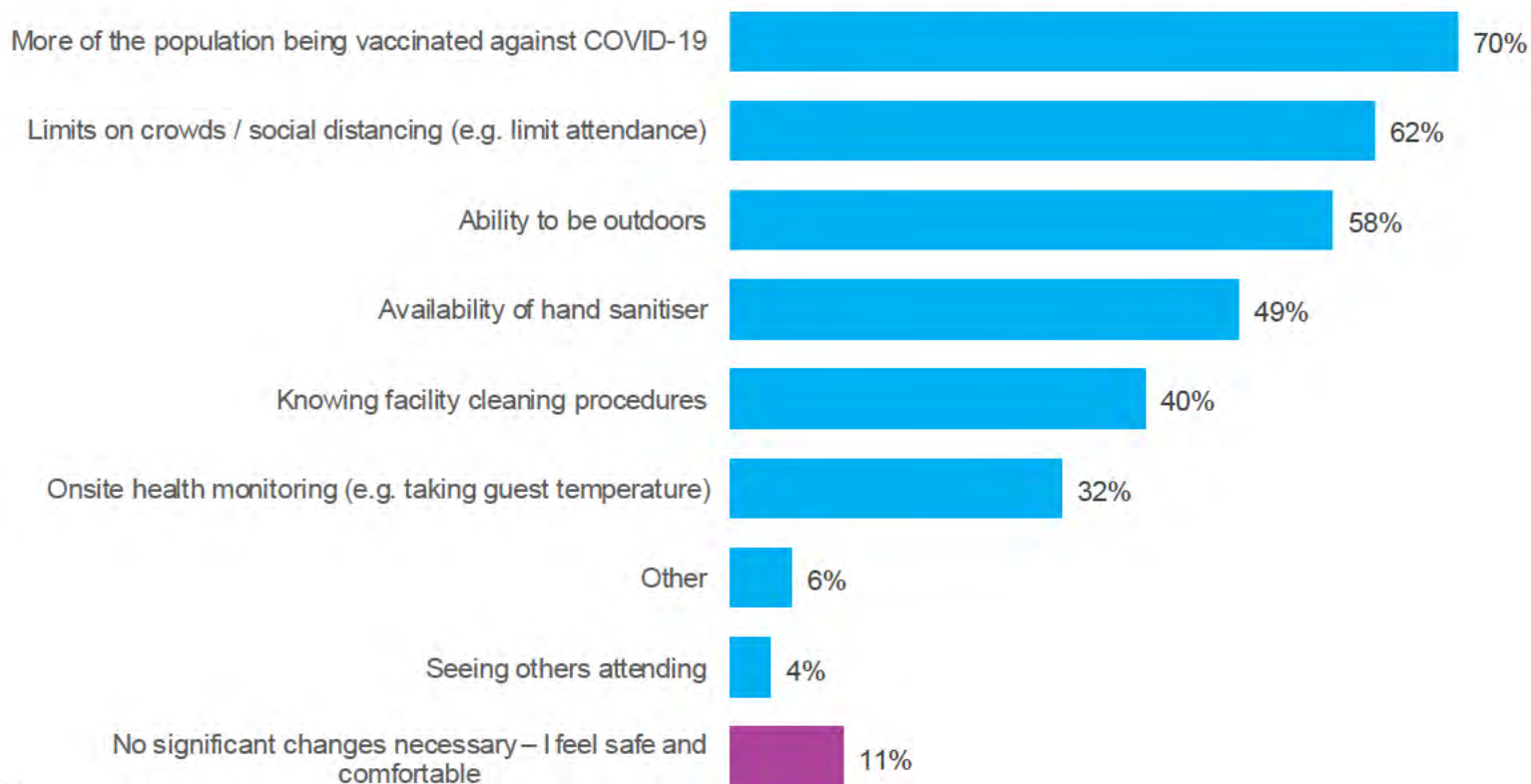
Q. If no restrictions are in place, how likely would you be to attend the following types of events in Canberra over the next 6 months, compared to before the COVID-19 pandemic?





Beyond vaccination, there remains desire for actions to minimise the COVID-19 risk at events

Q. Which, if any, of the following actions would make you feel safe or comfortable enough to attend an event in the current climate?





ACT
Government

YOURsay
Community panel

Canberra Day



ACT
Government

YOURsay
Community panel



What Canberra Day means – common themes

A day off,
holiday,
long weekend

Time with
family

Some fun things
to do,
entertainment

A day to celebrate
our city

Recognising the
City's founding

Enjoy the
outdoors – usually
nice weather

Celebrate what we
have to offer – e.g.
local sights, food, arts

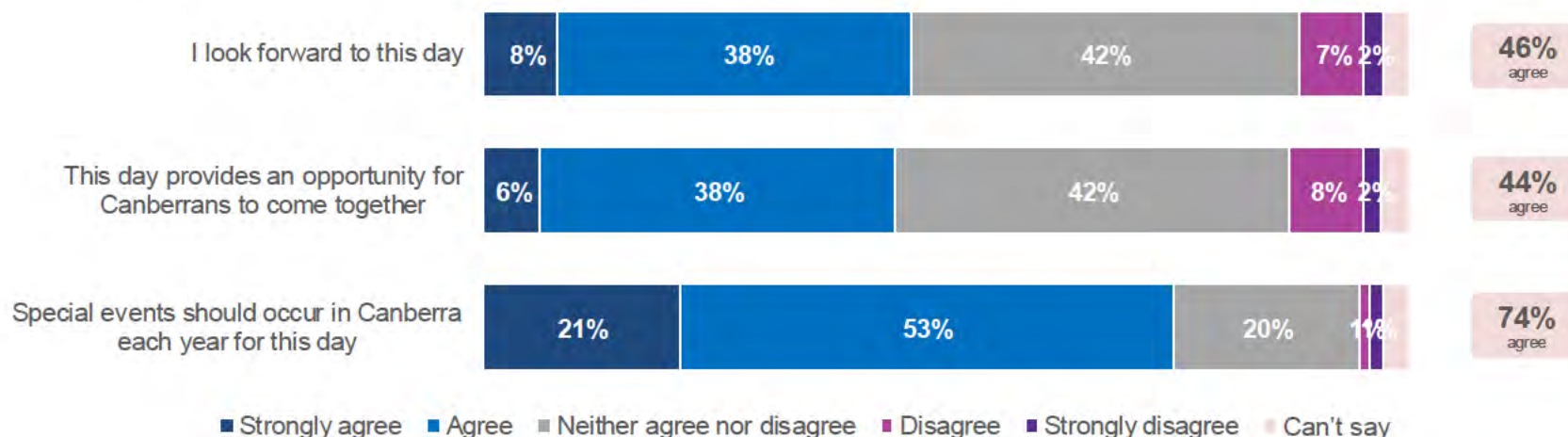
Our own
unique day

Doesn't mean
much to me

Feels a bit
artificial

While not everyone is enthused about it, three-quarters support events taking place on Canberra Day

Q. How much do you agree or disagree with the following to do with Canberra Day?





Activities would like to see for Canberra Day – common themes





ACT
Government

YOURsay
Community panel

Reconciliation Day



ACT
Government

YOURsay
Community panel



What Reconciliation Day means – common themes

**Most Canberrans
(96%) are aware of
Reconciliation Day**

A day to reflect on past
events and how they have
affected Indigenous
Australians

Not much, a day
off / holiday

Acknowledge
and celebration
Indigenous
culture and
contribution to
society

Look to the
future, building
connections
together

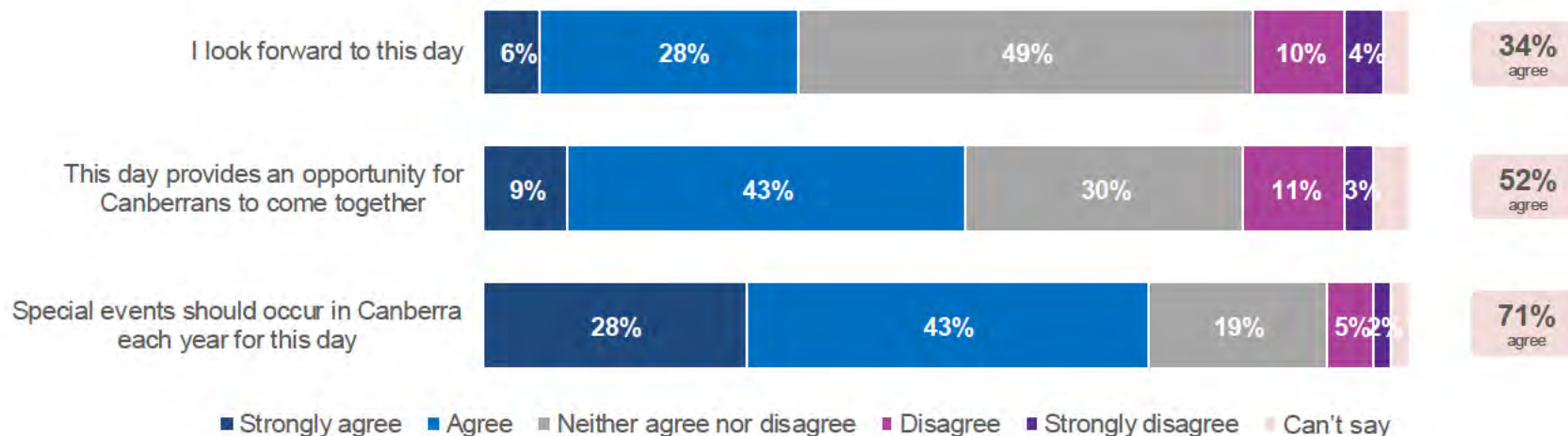
Could seem a
bit tokenistic

A small step
in the right
direction

Raise
awareness of
history

Most people believe events should take place on Reconciliation Day

Q. How much do you agree or disagree with the following to do with Reconciliation Day?





ACT
Government

YOURsay
Community panel



Activities would like for Reconciliation Day – common themes

More educational
activities – e.g.
talks, workshops

Open days,
tours of
Indigenous
landmarks

Indigenous-led
walks on
country

Participatory activities
– e.g. storytelling,
weaving, bushtucker

Activities that are
Indigenous-
designed and led

Concert,
Indigenous
artists, food etc

More
meaningful
action /
activism

Reflection /
remembrance
ceremonies

Small events
across the ACT,
at different
institutions

Divergent perspectives around how Reconciliation Day was personally marked this year

Q. Did you mark the Reconciliation Day public holiday this year in a way that was right for you / your family?



How was it right for you?

- Reflection / quiet acknowledgement
- Attended / participated in events
- Spent time with family / loved ones
- Learning, reading, discovering something about Indigenous history and culture
- Spent time on land / in country
- Went away, leisure activities

Why was it not right for you?

- Just another day, didn't mean much
- Had to work or study
- Health reasons, ill, sick children
- Forgot about it
- Felt pointless, tokenistic – no meaningful action



ACT
Government

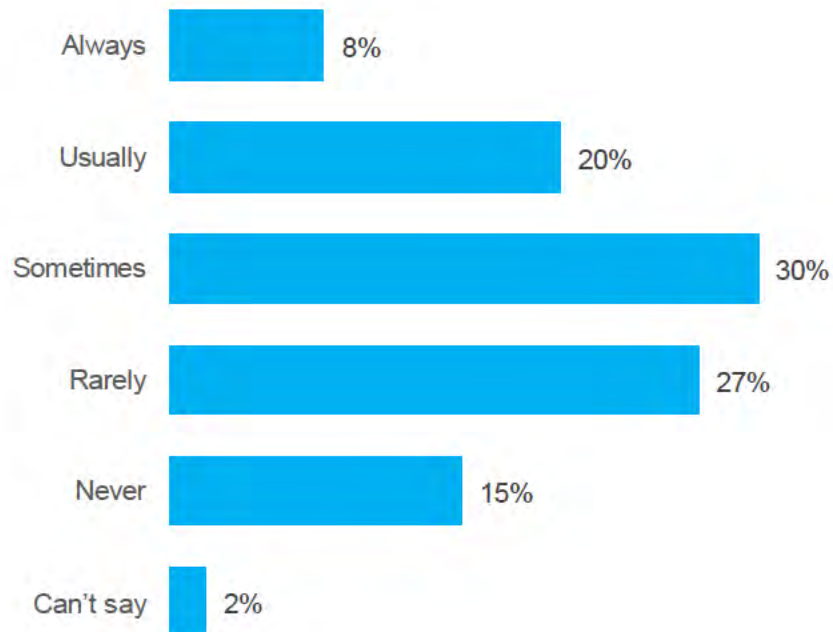
YOURsay
Community panel

Fireworks



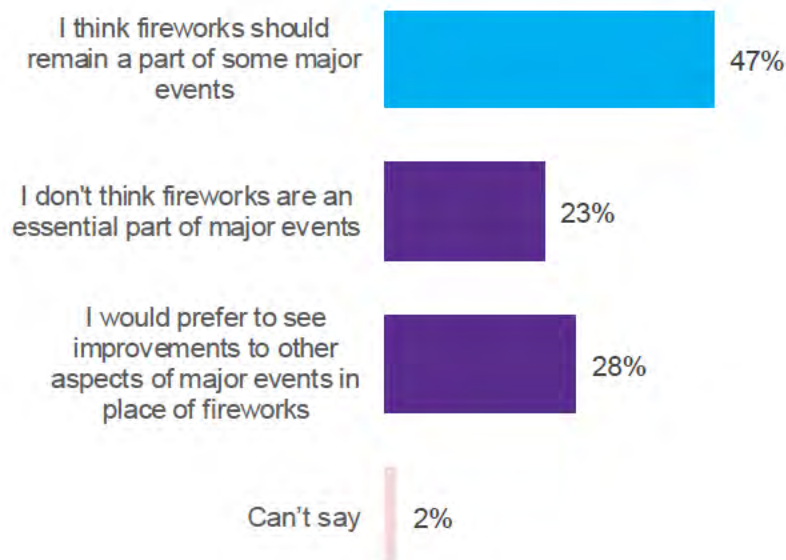
Around three in ten always or usually attend fireworks in the capital, while over four in ten rarely or never go to these

Q. Before the bushfires and pandemic, how often would you normally attend fireworks displays held as part of major events / festivals in Canberra?

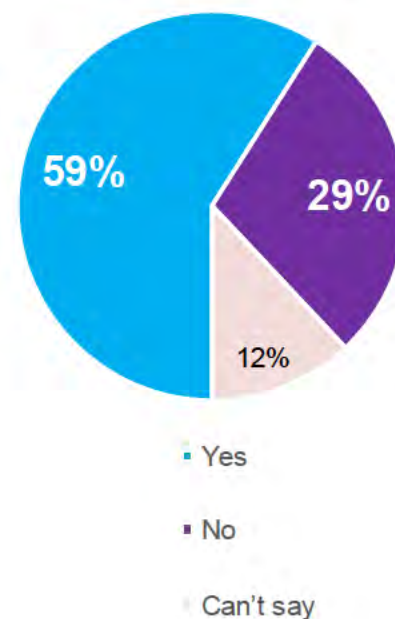


When asked, six in ten believe fireworks should continue to be a part of major events in Canberra

Q. Which of the following statements best reflect your views on the use of fireworks at major events?



Q. And do you think fireworks displays should continue to be a part of major events / festivals held in Canberra?





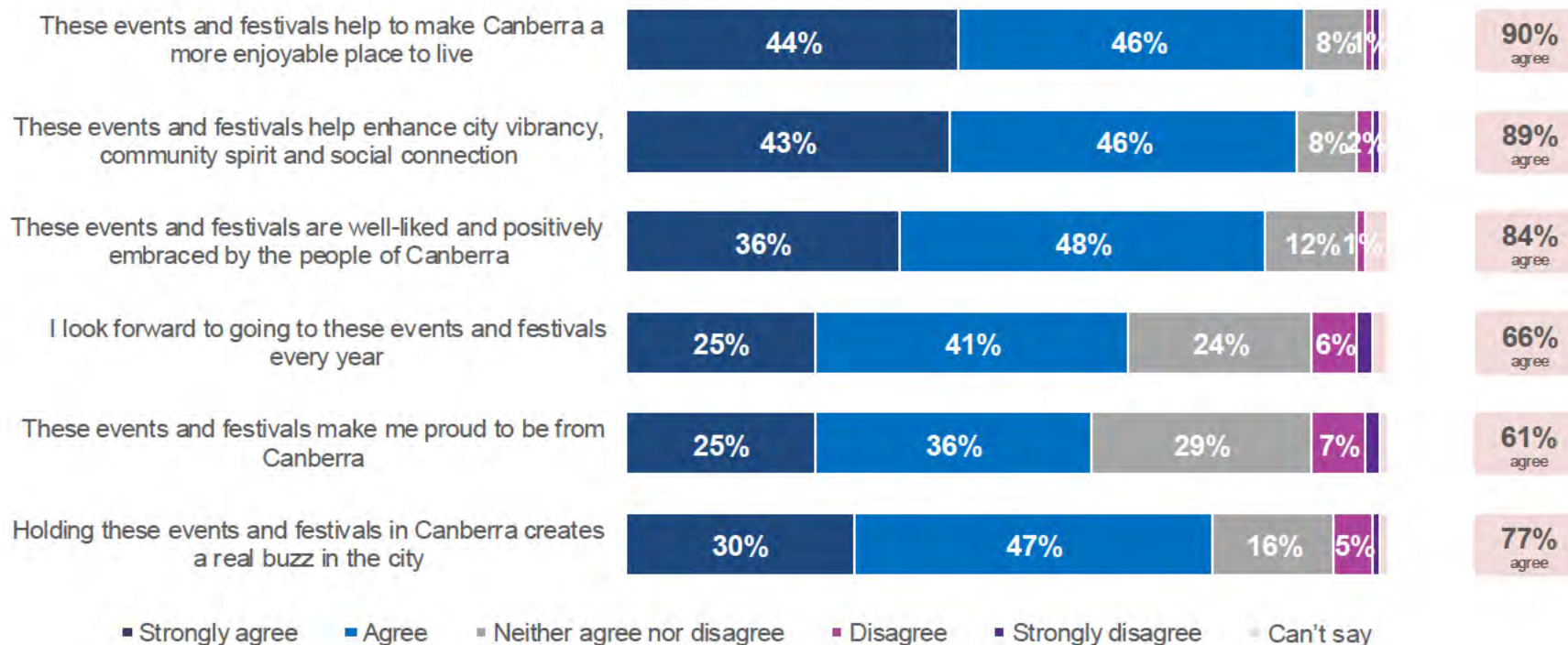
ACT
Government

YOURsay
Community panel

Role of events going forward

There is widespread endorsement of the role of events in contributing to city vibrancy, community and life satisfaction

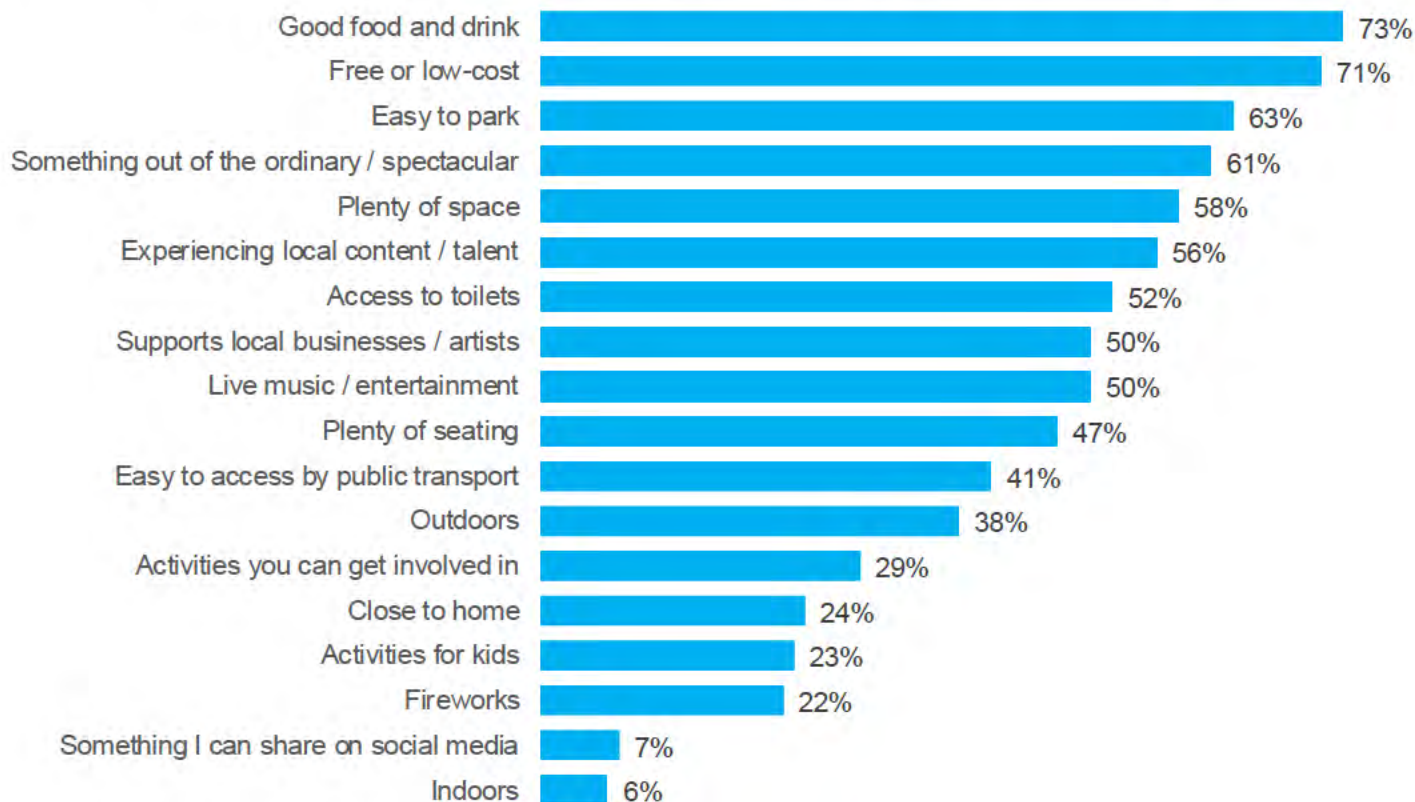
Q. Thinking about the ACT Government produced events and festivals that take place in Canberra, how much do you agree or disagree with the following:





Good food and drink, being free or low-cost, and ease of parking feature regularly in people's conceptualisation of a perfect event

Q. Now imagine the perfect event for you comes to Canberra! Please select from the following list any aspects of this event that make it perfect for you...



Suggested event considerations and ideas – common themes

More localised events, spread across the suburbs

More community level, low key type events (e.g. local markets, activities etc)

A more integrated program of events – smaller events and activities

Better public transport to events – shuttle buses etc

Better parking, traffic management + leeway in parking enforcement

Mix it up a bit – not same old events every year

More / better amenities (seating, toilets etc)

Address accessibility / participation for people with complex needs

Think outside the box – more innovative, daring content and less traditional / ceremonial stuff

Just better publicised

How Canberrans would like to hear about events in future

For the most part, Canberrans envisage hearing about events through multiple channels and sources, i.e.

TV & Radio, local news

Social media

Direct email / newsletter

Our CBR

ACT Government websites

Local papers, magazines

Outdoor advertising

Word of mouth

Some participants suggest there is need for centralised information – a single, up-to-date point of reference

OMG - this is such a problem! I don't pick up papers or stop to read them. Provide a "Calendar of events" sent to each paying resident so we can put it on wall/toilet and plan our year around our favourite events

Events Canberra could be much better at gathering information in one place

Maybe a website you could subscribe to that would provided you with event details by email or SMS

A central location to go to on a social media platform to obtain information, book tickets, directions etc



ACT
Government

Y**OURS***ay*
Community panel





ACT
Government

Y **OURS**say
Community panel



YourSay Community Panel COVID-19 Round 10 Survey

8 August 2021





Background: The ACT Government conducted a tenth round of research with the YourSay Panel focusing on how Coronavirus (COVID-19) is impacting Canberrans. The survey focused on community attitudes and behaviours in relation to face masks, vaccination and other COVID-safe behaviours, along with measures of community and government response.

Purpose: The findings from the survey will help inform ACT Government public health messaging to support mask-wearing, COVID-19 vaccination, and continue to engage in other COVID-safe behaviours as the situation across Australia evolves.

Timeframe: The survey took place between **2 – 6 July 2021**, during which masks were mandatory in certain settings in the ACT.

Sample: **2,130** YourSay Community Panel members completed the survey.

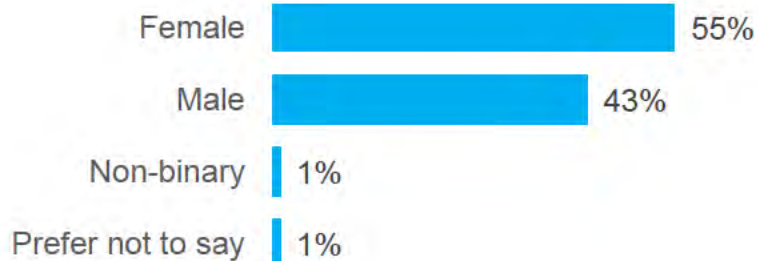
Weighting: The results have been weighted to reflect relative population proportions based on Australian Bureau of Statistics (ABS) Census figures.

Rounding: In single choice questions, results may not add up to 100% due to rounding.

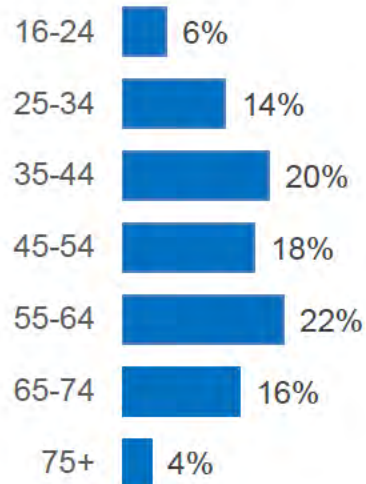
Limitations: The methodology is biased towards those with internet and computer literacy.

Round 10 sample profile (unweighted)

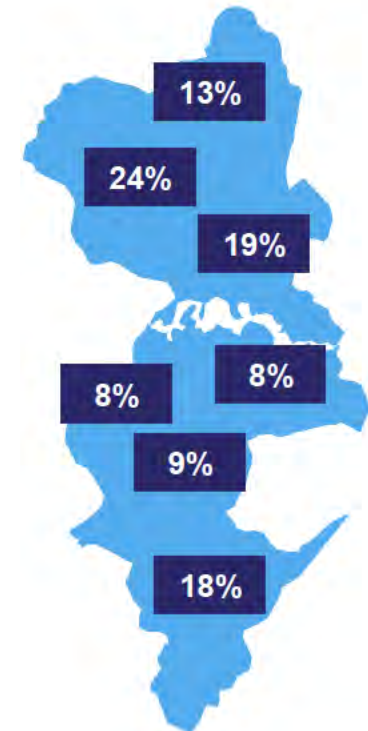
Gender



Age



Region



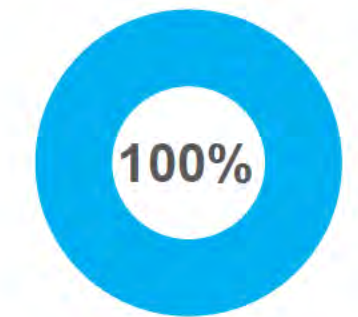


ACT
Government

YOURsay
Community panel

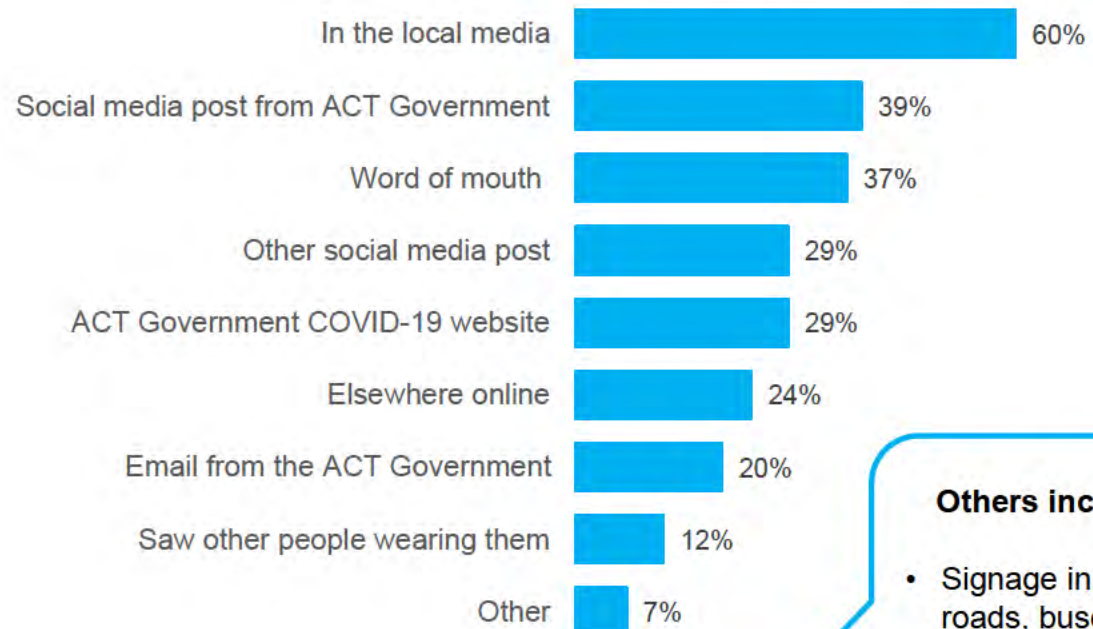
Face masks

Canberrans are aware of the mask mandate, with many hearing about it via local media



of Canberrans are aware of the mask mandate for certain public settings

Q. How did you hear about it?



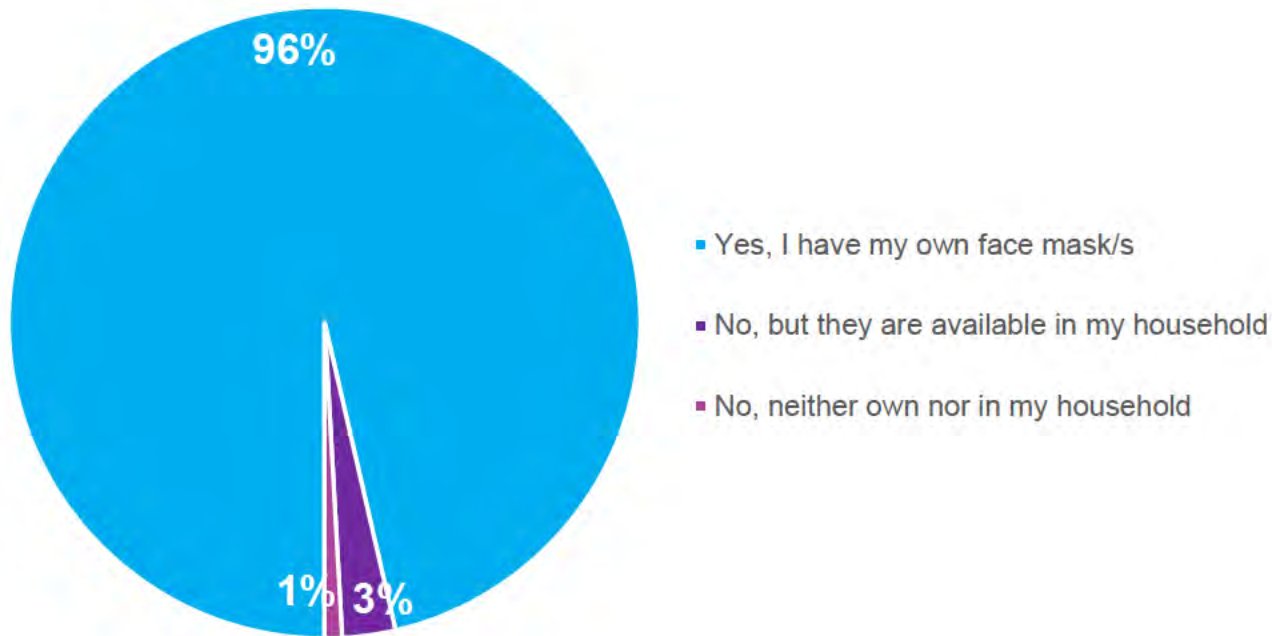
Others include:

- Signage in shops, roads, buses etc
- Work email



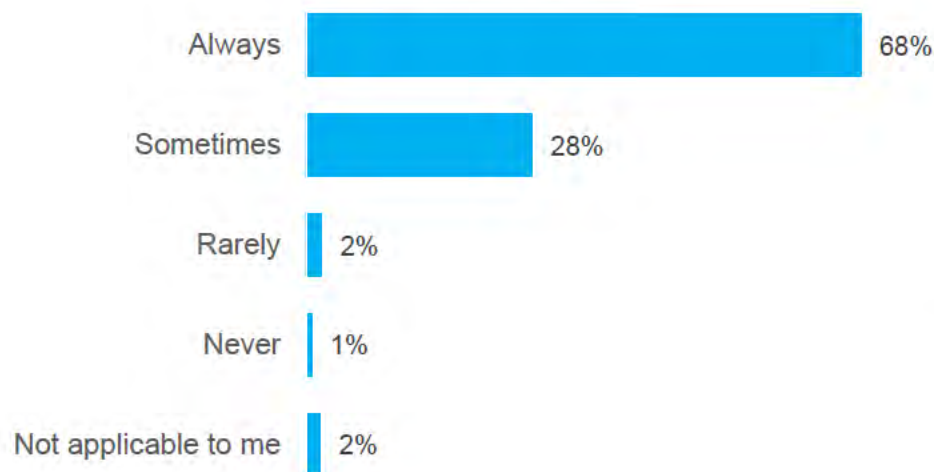
Almost all Canberrans have their own face masks

Q. Do you have your own face mask/s?



High reported compliance in mask-wearing, with seven in ten always wearing one outside of the home

Q. How often this week have you worn a face mask when outside your home?



Females are more likely to always wear a face mask outdoors than males

Those who say they are probably not or definitely not going to get a COVID-19 vaccine are also less likely to own and wear face masks

A large majority are confident in how to use a face mask correctly

Q. How confident are you that you know how to use a face mask correctly?



■ Extremely confident ■ Very confident ■ Somewhat confident ■ Not so confident ■ Not at all confident ■ Can't say

Confidence in correct face mask use appears higher than in August 2020, when 72% were extremely or very confident

Confidence tends to decrease with age, from 59% of 16-24 year olds saying they are extremely confident to 34% of those aged 75 or older

Nearly nine in ten feel well informed about when and where they should wear a face mask

*Q. To what extent would you agree with the following statement?
Overall, I feel well informed about when and where I must wear a face mask in the ACT.*



■ Strongly agree
■ Agree
■ Neither agree nor disagree
■ Disagree
■ Strongly disagree

Older groups of the population (55+) tend to feel more strongly informed about when and where to wear a face mask

Why not feeling informed?

- Contradictory advice / interpretation
- Uncertainty re outdoors / public places
- Not sure about when eating / drinking
- Too many venues - requirements lack simplicity
- Uncertainty around wearing in the workplace



Other comments and issues mentioned about face masks

Supportive of implementing this – a proactive step in light of outbreaks

Better than a lockdown

Happy to do it to stop the spread

Hopefully just a temporary thing

Feels unnecessary, over-reaction

Question marks over efficacy of face masks

Rules are ambiguous, open to interpretation – e.g. public settings

Feel ostracised / singled out if not wearing outdoors, even when not required (e.g. going for a walk)

Some requirements seem counterintuitive – e.g. no masks working out in gyms, offices etc

People are not wearing or using them correctly – need a refresher

Need better enforcement, staff at shops checking etc



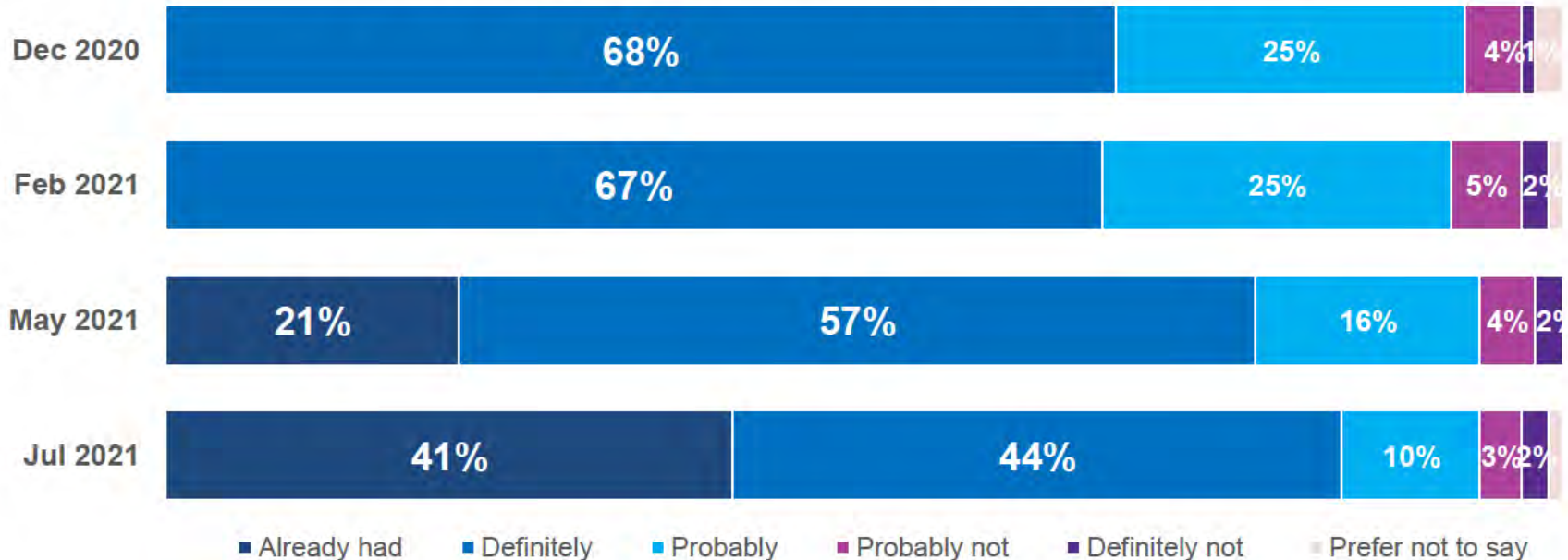
ACT
Government

YOURsay
Community panel

COVID-19 vaccine

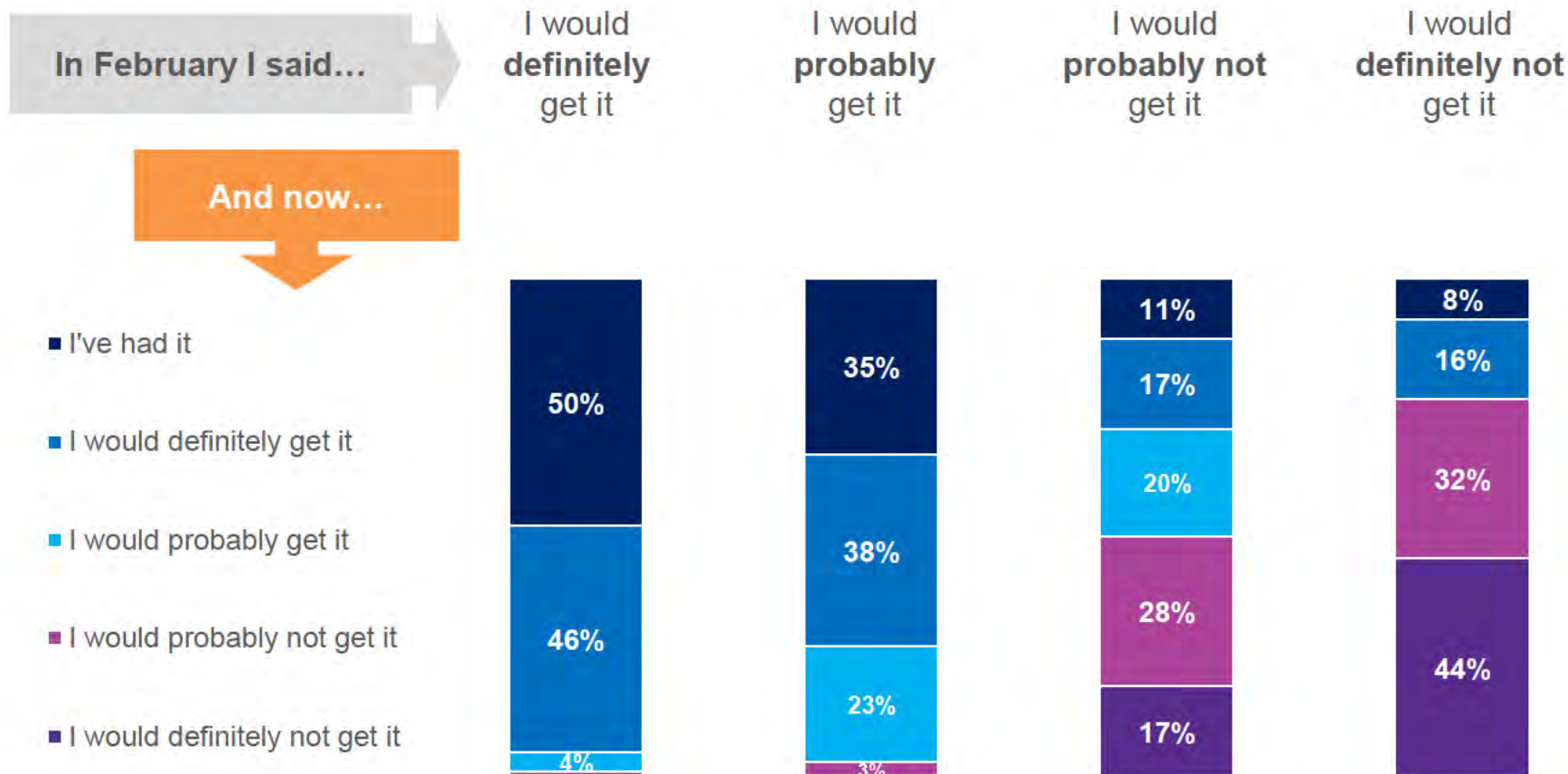
Around four in ten Canberrans have had at least one shot, while a further 44% say they will definitely get one when they can

Q. When a COVID-19 vaccine is available to you, will you get it?



Federal Health Dept data (as of 5th July) reports 41.75% of Canberrans aged 16 or over have had at least one dose of the COVID-19 vaccine

Longitudinal sample shows positive conversion to vaccine uptake



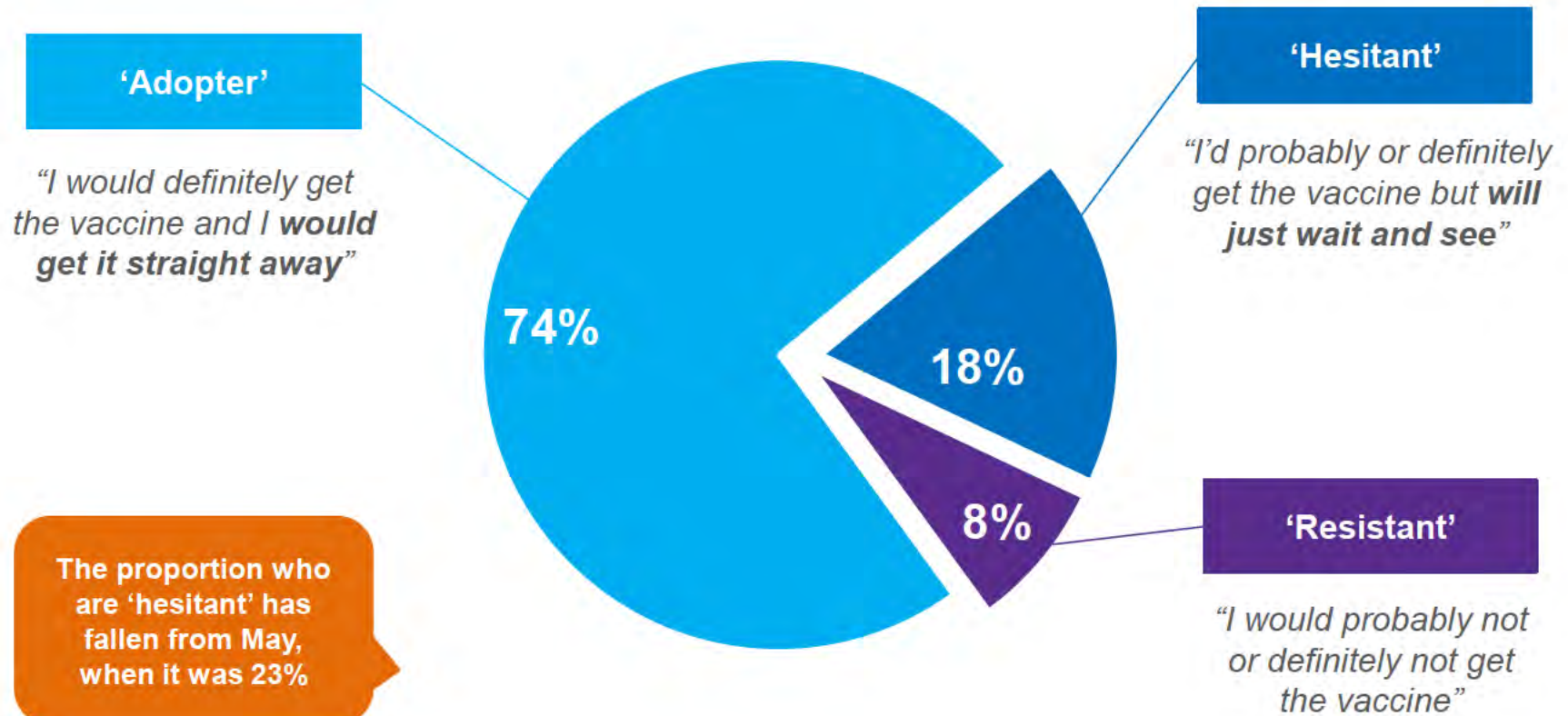


ACT
Government

YOURsay
Community panel



Of those yet to receive the vaccine, three-quarters indicate they would get this as soon as it is available to them



Education level is emerging as a distinguishing factor in relation to vaccine hesitancy

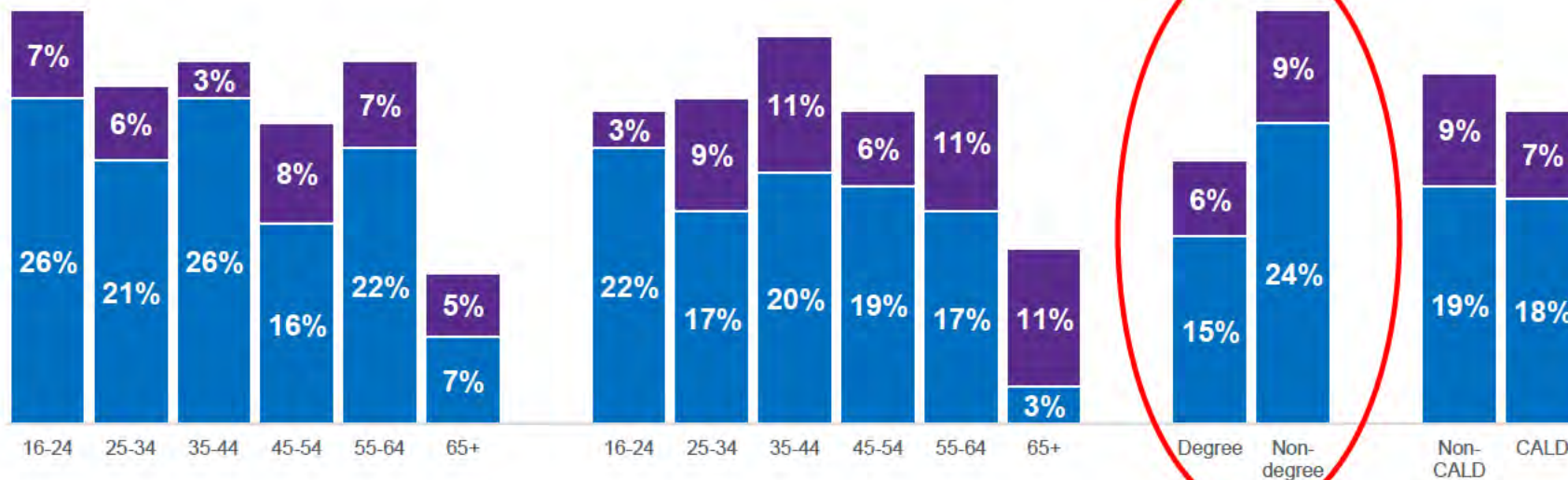
■ Resistant ■ Hesitant

MALE BY AGE

FEMALE BY AGE

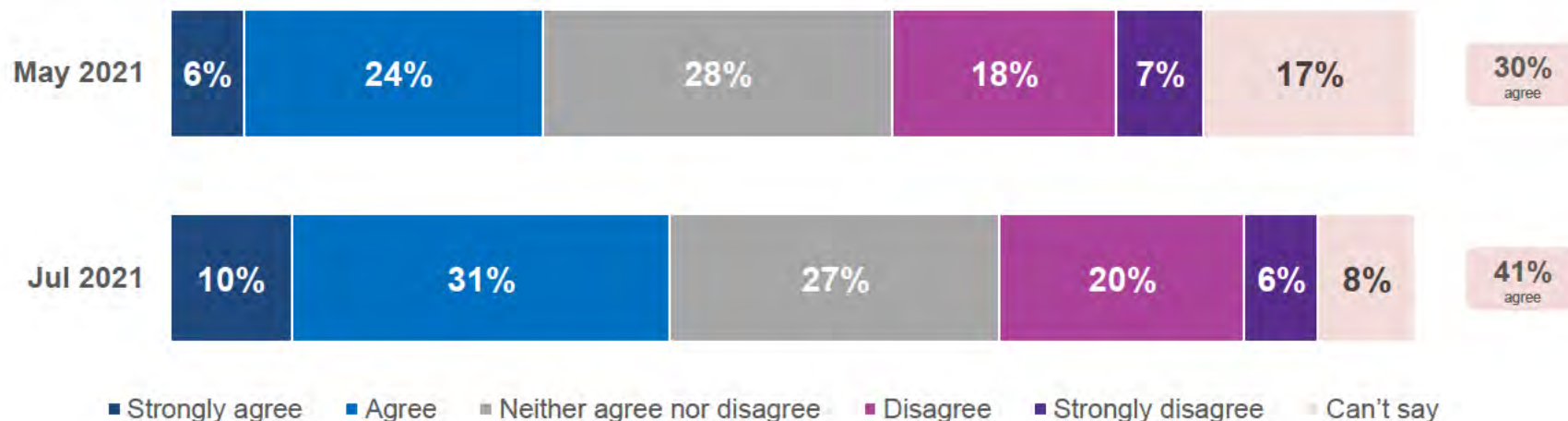
EDUCATION

CALD



Perceptions of the roll-out process have improved since May, though a quarter still feel it is not going well

*Q. Overall, how much do you agree or disagree with the following?
 The process for individuals getting COVID-19 vaccines in the ACT is going well*



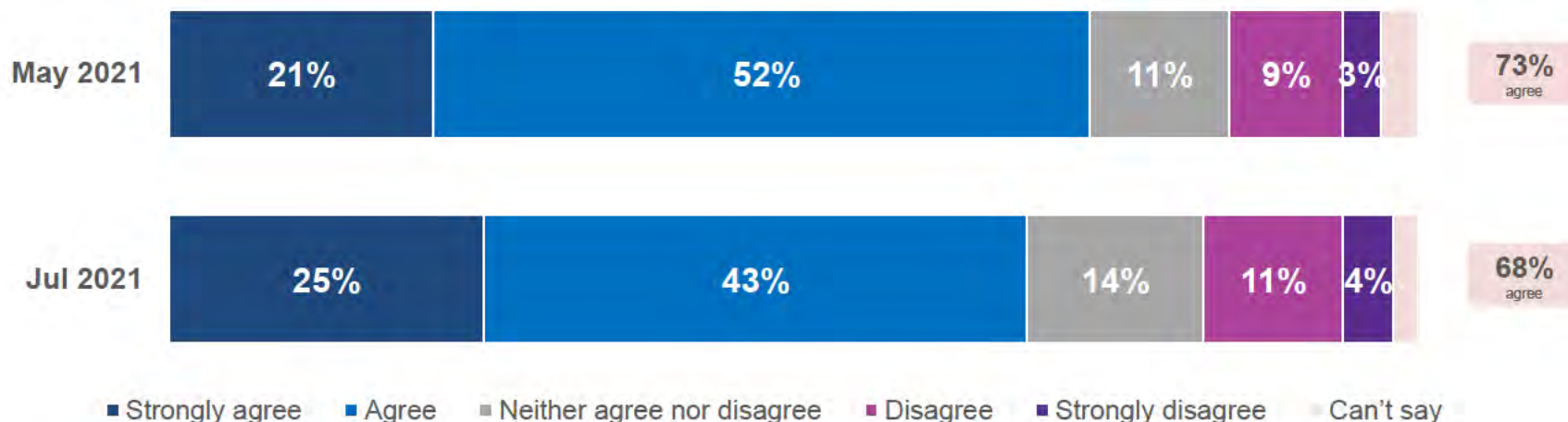
Those who have had a vaccine are more likely to agree it is going well (51%), compared to those who haven't (33%)

Around a third of Canberrans are neutral ('neither') or feel they 'can't say' how well the roll-out is going

About seven in ten Canberrans are confident that they will be able to arrange getting a vaccine

Q. Overall, how much do you agree or disagree with the following?

I feel confident that I will be able to arrange to get a COVID-19 vaccine when it is available to me

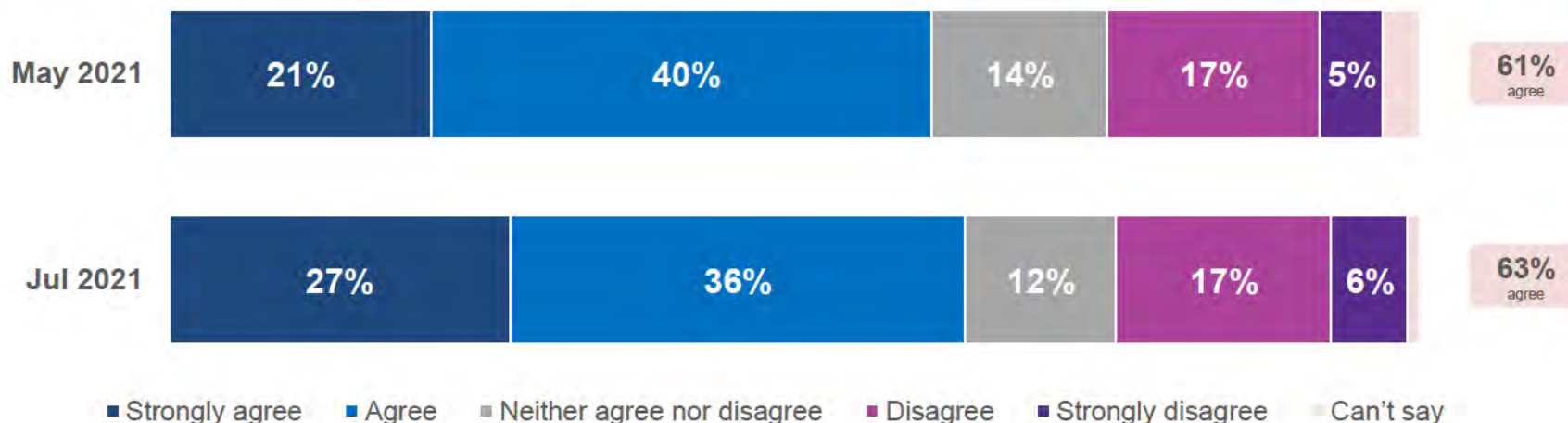


Confidence in being able to arrange is lowest for 25-34 year olds (59%)

CALD Canberrans and those with children in the household are slightly less confident in being able to arrange getting a vaccine

Nearly two-thirds know where they will go to get a vaccine, but uncertainty is higher among younger Canberrans

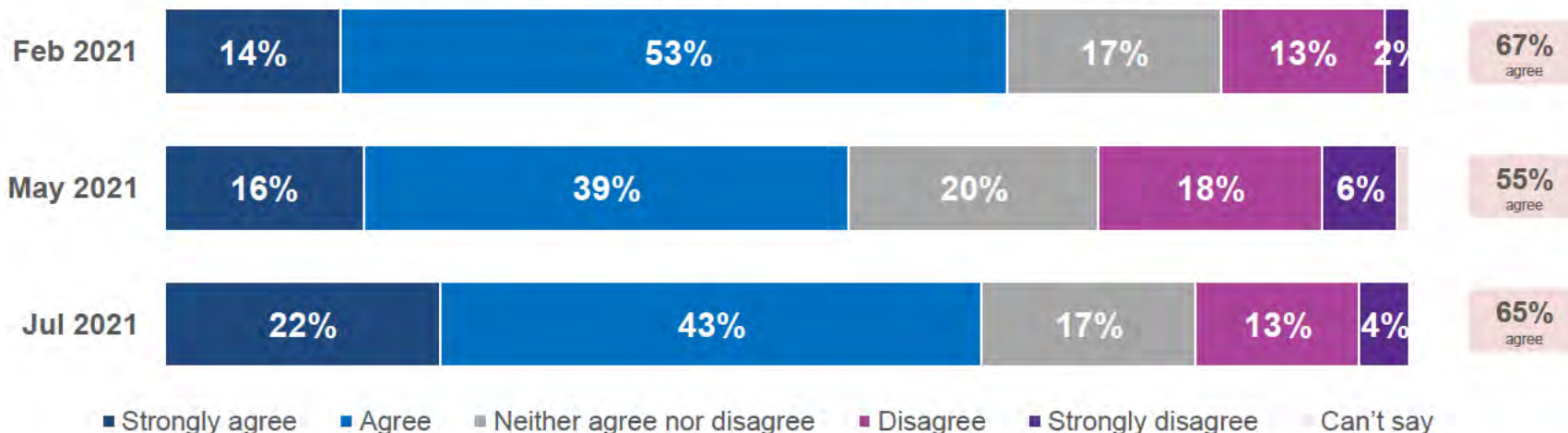
*Q. Overall, how much do you agree or disagree with the following?
I know where I will probably go to get a COVID-19 vaccine when it is available to me*



Uncertainty about where they will get a vaccine is higher among younger Canberrans (less than 35 years)


Increasing from May, two-thirds of Canberrans feel well informed about the vaccine roll-out in the ACT

*Q. Overall, how much do you agree or disagree with the following?
I feel well informed about the COVID-19 vaccine rollout in the ACT*



Those who have had a vaccine are more likely to feel informed (78%) compared to those who have not (57%)

Young people (under 35) are less likely to say they feel informed about the roll-out



YOURSAY
Community panel

COVID-safe behaviours



ACT
Government

YOURsay
Community panel



There has been a significant increase in COVID-safe behaviours

		Did / likely to do (excl n/a) Jul 2021	May 2021	Feb 2021	Dec 2020
LIKELY TO DO	Worn a face mask*	99% ↑	27%	31%	24%
	Signed in to venues using Check In CBR	96%	94%	87%	57%
	Washed/sanitised hands more regularly	94%	94%	95%	96%
	Kept physical distance from people	92% ↑	83%	87%	88%
	Checked interstate travel / health advice	91% ↑	66%		
	Changed travel plans	66% ↑	28%		
	Tried not to touch my face	58% ↑	47%	60%	64%
	Limited number of visitors to home	52% ↑	38%	61%	57%
	Disinfected surfaces before using them	38%	42%	52%	51%
	Asked someone to take precautions	24% ↑	17%		
	Hosted gathering outdoors / with ventilation	23%	25%	48%	43%
	Very likely/likely to get test if have mild symptoms	82% ↑	76%	88%	86%
DID IN THE LAST WEEK	Very likely/likely to seek medical advice if unwell	79%	80%	85%	85%
	Very likely/likely to stay at home if unwell	95%	96%	96%	96%

Who is less likely to engage in COVID-safe behaviours?

There is a strong relationship between vaccine intent and COVID-safe behaviours, with those unlikely to get a vaccine also less likely to engage in other protective actions

Meanwhile, there is no evidence in the data to suggest that those who have been vaccinated are less likely to engage in other protective behaviours following vaccination

Elsewhere, age is also a factor in terms of compliance, at both ends of the spectrum



Male

Those unlikely to get vaccine



16-24 year olds

Those unlikely to get vaccine



16-24 year olds

Those unlikely to get vaccine



65+ years

Those unlikely to get vaccine



65 years+

Those unlikely to get vaccine

Less likely to have done this in the past week:



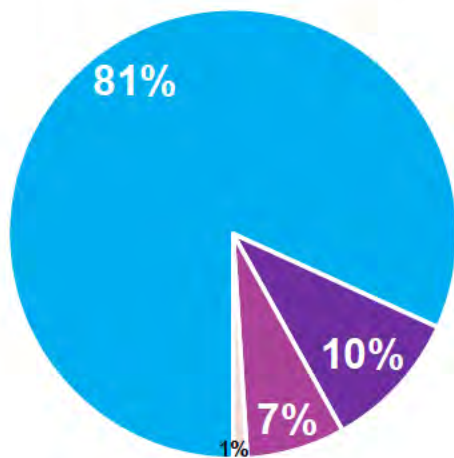
ACT
Government

YOURsay
Community panel

Information and response

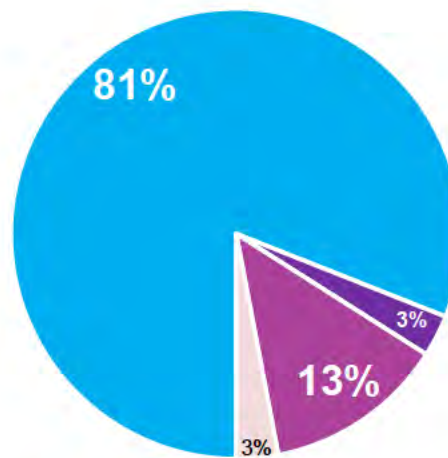
Majority feel community and ACT Government are responding appropriately to the COVID-19 pandemic

Q. Overall, how would you describe the Canberra community's response to COVID-19?



- Responding appropriately
- Not taking it seriously
- Over-reacting
- Can't say

Q. Overall, how would you describe the ACT Government's response to COVID-19?



- Responding appropriately
- Not taking it seriously
- Over-reacting
- Can't say

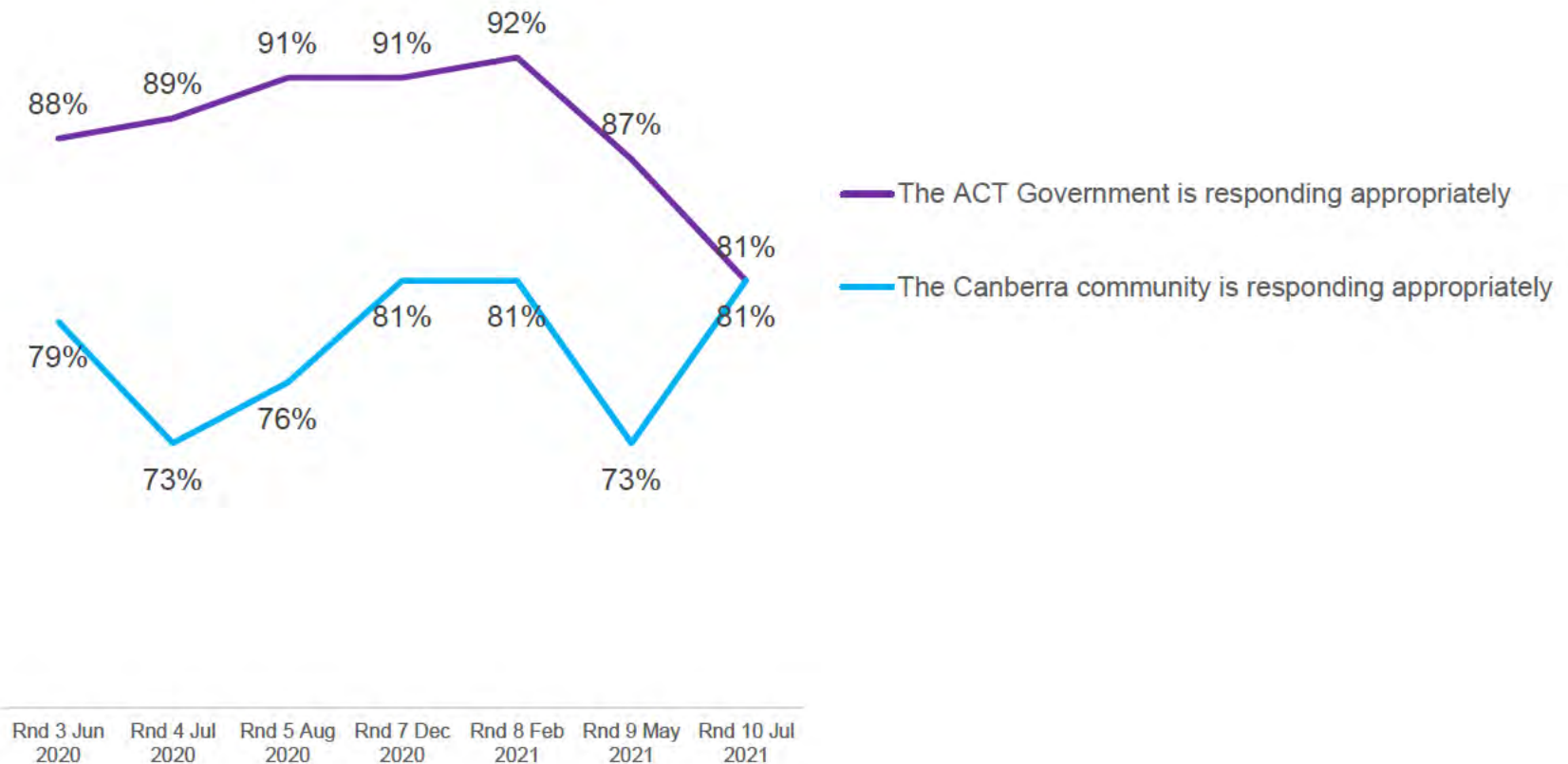


ACT
Government

YOURsay
Community panel

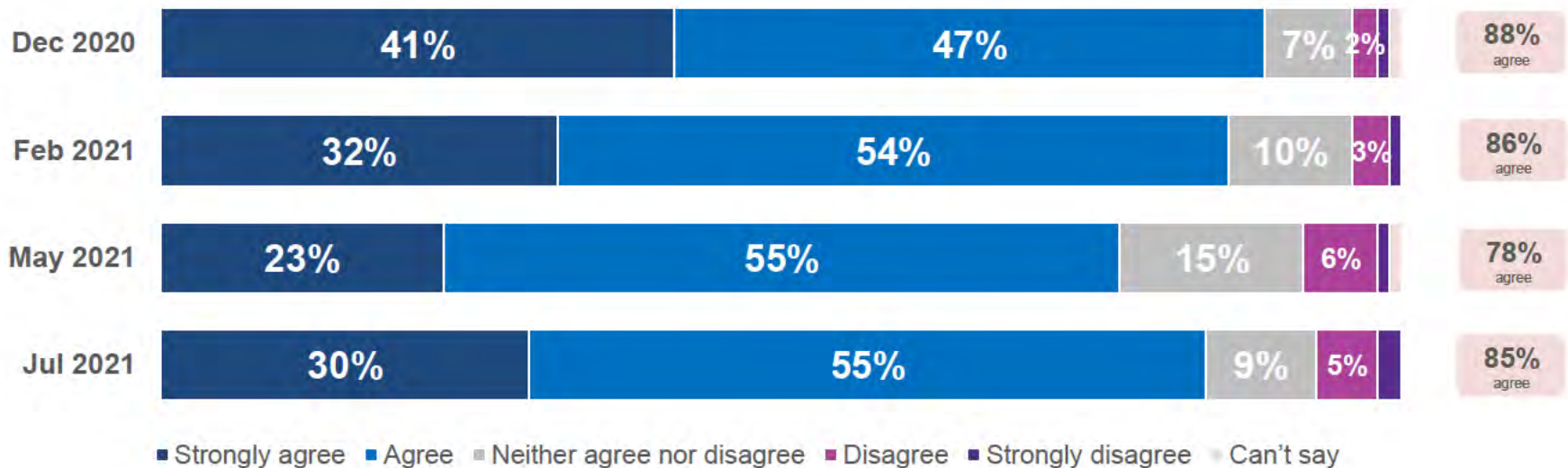


Perceptions of the Government response have dipped while perceptions of the community's response have improved



Canberrans' sense of feeling informed about COVID-19 by the ACT Government has recovered from a dip in May

*Q. To what extent would you agree with the following statement?
Overall, I feel I am being kept well informed about COVID-19 by the ACT Government*



There is a strong relationship between feeling informed about the vaccine roll-out and feeling informed overall

Many outstanding information needs relate to vaccination

Vaccine info

When and where available to under 40s

Whether can choose, wait for Pfizer

Clarity around eligibility for Astra Zeneca

Whether can mix doses

Options for earlier second dose of AZ

Side effects of vaccines

Eligibility for key workers, carers etc

Other info needs

Testing locations – when, where, wait times

Travel and rules for returning from hotspots

Info on **different virus strains** – impact, advice, research, vaccine efficacy

Channel improvements

COVID website – ease of access, simplify etc

Non-online access – e.g. phone, push notifications



ACT
Government

Y**OURS**say
Community panel



Community priorities survey

FINAL REPORT
20 August 2021



ACT
Government

YOUR SAY
PANEL

Background

The ACT Government engaged the YourSay Panel to identify current community priorities for the Government to address and ascertain Canberrans' communication preferences for keeping informed. The research will be used to inform Government planning and approaches to program and service delivery along with communication of related information to communities within the ACT.

Methodological notes:

- The results have been weighted to reflect relative population proportions based on the ABS Census
- The methodology is biased towards those with internet and computer literacy, which may impact data relating to communication preferences
- In single choice questions, results may not add up to 100% due to rounding



How many?

2,149

Who?

Canberrans 16+

When?

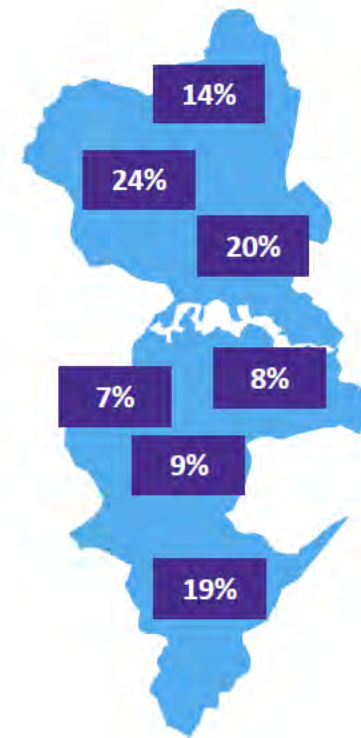
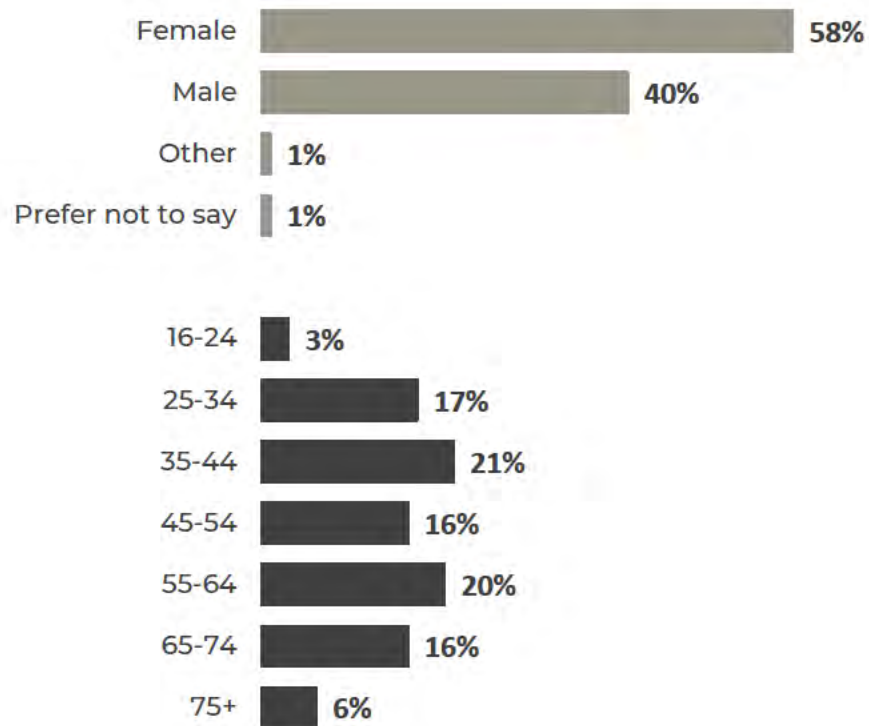
**30 Jul – 5 Aug
2021**



ACT
Government

YOUR SAY
PANEL

Sample profile (unweighted)



Headlines

- Health services are a priority for Canberrans, while essential services, climate action and support for disadvantaged groups are also important
- Housing affordability has emerged as a new issue and is the highest priority for young Canberrans
- Six in ten Canberrans were satisfied with the quality of Government services, with many others neutral
- Around half of Canberrans said they felt informed about Government services
- Those who were not feeling informed were largely unaware of services in their suburb and often unengaged with this kind of information
- Nonetheless, when seeking information, the large majority were able to find what they were looking for
- ACT Government channels play a considerable role in where people turn for information about their local area, with younger Canberrans tending towards social media and informal avenues and older turning more towards traditional media sources



Top 5 priorities

Health	48%
Affordable housing	35%
Essential services	33%
Climate action	27%
Disadvantaged groups	27%



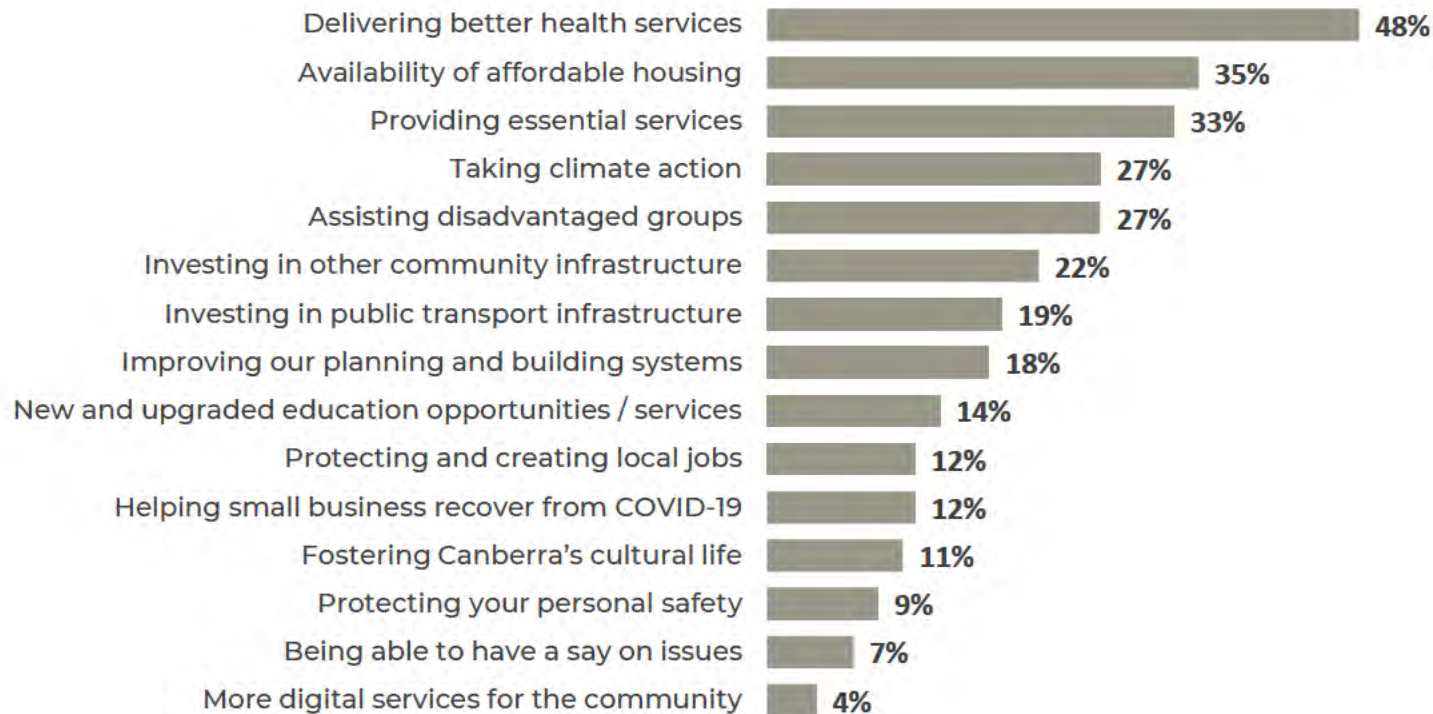
Top 5 channels for local info

ACT Gov websites	47%
OurCanberra	46%
General social media	39%
ACT Gov social media	36%
Print / online news	34%

Community priorities

Biggest priorities are better health services, housing affordability, and provision of essential services

*Q. Of the following areas, which do you feel are most important for the ACT Government to focus on?
(Select up to 3)*



Government services

Six in ten are satisfied with the quality of services, with just over half agreeing that services meet their needs

Q. Considering everything, to what extent would you agree with the following statements:

I am satisfied about the quality of services I have used



60%
agree

15%
disagree

The range of services offered by the ACT Government meets my needs



54%
agree

18%
disagree

■ Strongly agree ■ Agree ■ Neither agree nor disagree ■ Disagree ■ Strongly disagree ■ Can't say

Service dissatisfaction often comes down to issues with provision and quality

Q. Which particular service(s) were you less than satisfied with?

Common themes include:

- Local road quality / street maintenance etc
- Health service access and availability
- Waste services and recycling
- Access Canberra services – shopfront and digital
- Public transport, bus network
- Planning and development
- Public housing – availability, maintenance

Q. Why were you less than satisfied with that particular service?

In general, common sentiment includes:

- Experienced long wait times, waiting for something to happen
- Did not receive what is needed
- Affects my environment, liveability, makes life difficult
- Reflects poorly on the ACT
- Poor customer service, inefficiencies encountered when dealing with Government

Government information

Around half of Canberrans are feeling well informed, with many others neutral about it

Q. Considering everything, to what extent would you agree with the following statements:


I am well informed about the range of ACT Government services offered across the ACT



59%
agree

14%
disagree

I am well informed about the range of ACT Government services available in my suburb



44%
agree

25%
disagree

Strongly agree
Agree
Neither agree nor disagree
Disagree
Strongly disagree
Can't say

Not feeling informed often stems from lack of awareness and engagement with information available

Q. Why do you say that you are not well informed?

Common themes include:

- Not aware of services, what is available – especially in my local suburb
- Don't have time to look, engage with media, social media, listen to radio etc
- Tend to just skim read things – e.g. OurCanberra
- Never hear anything, nothing is publicised
- Hard to find / navigate information online
- Would not know where to go to find out

Q. And in what ways can the ACT Government help you to become better informed?

Ideas include:

- Traditional approaches – e.g. letterbox drop, newsletter, advertising, social media etc
- Localised information in local area – e.g. at local shops, schools etc
- Directory / guide to services at suburb level
- Better online functionality
- Approachable shopfronts / Access Canberra
- *Need to be interested / open to information – doesn't really interest me*



ACT
Government

YOUR SAY
PANEL

Information sought on last occasion – common areas

COVID-19 –
vaccination,
testing,
travel advice

Vehicle rego,
licencing

Fix My Street
type issues

Bulky waste,
green bins,
collection

Health services

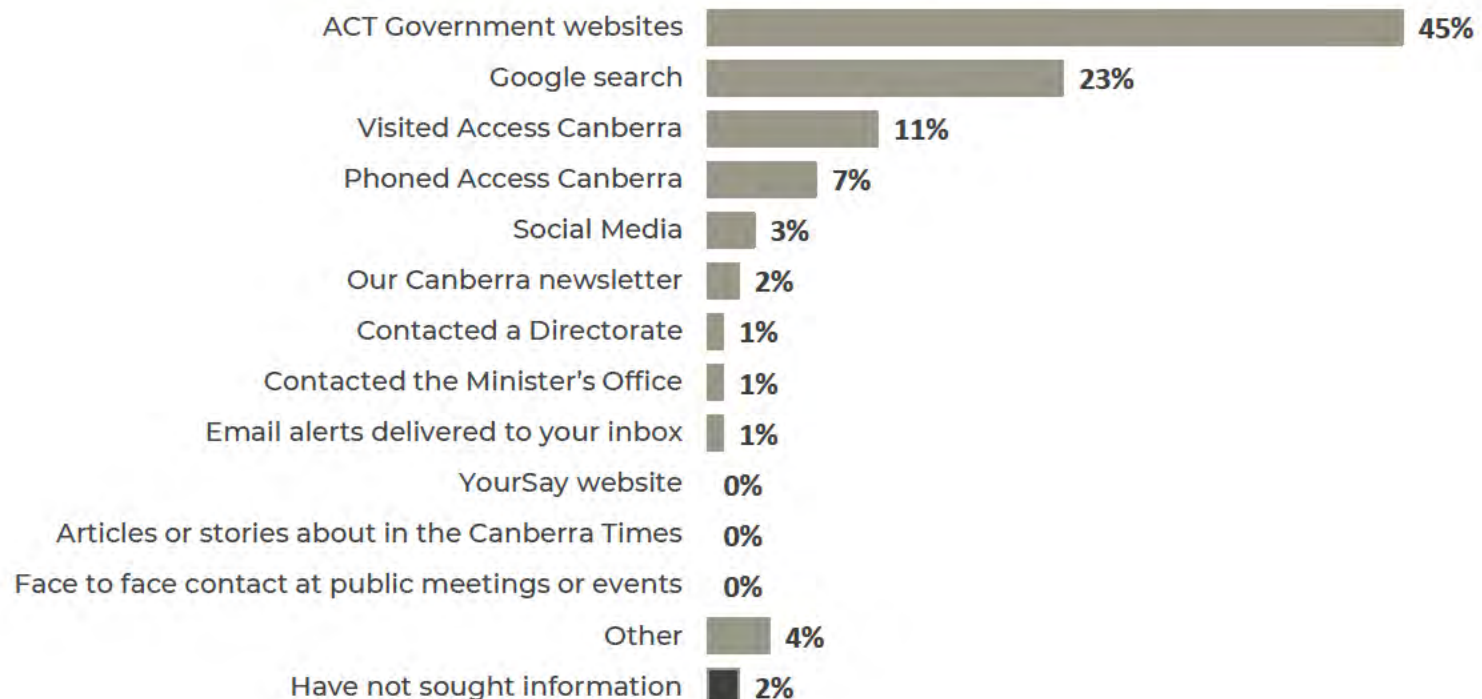
Transport info,
MyWay

WWVP

Planning,
development

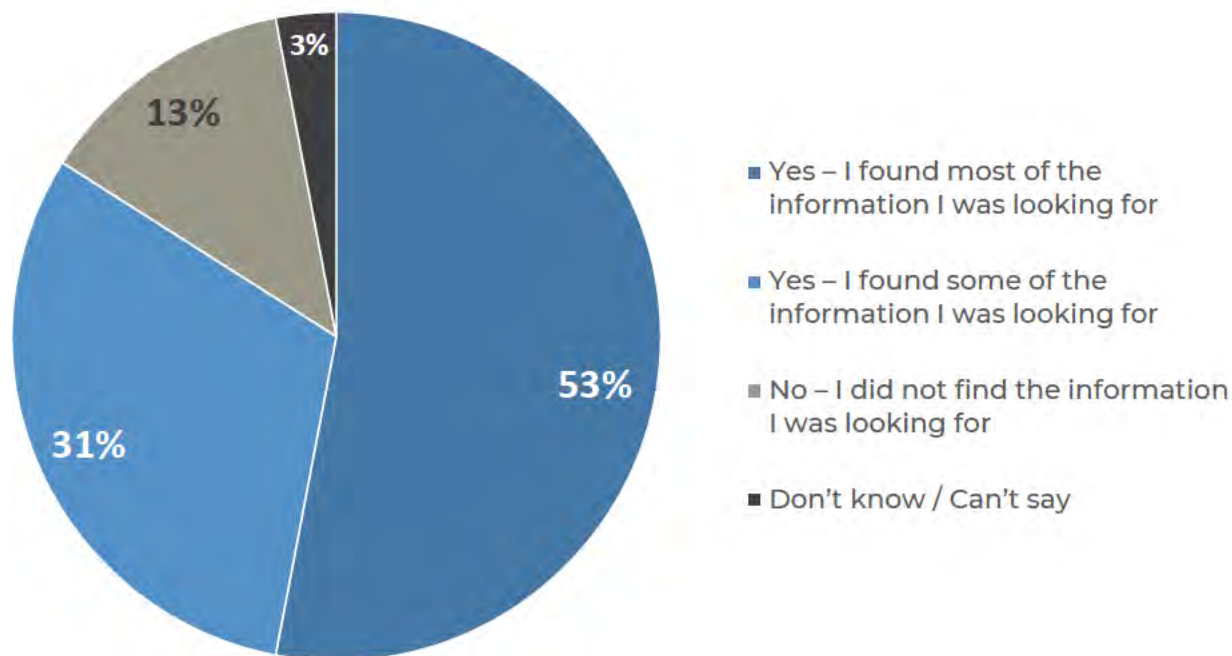
Most common pathways for seeking information from the ACT Government are online

Q. Again, thinking about the last time you were looking for information from the ACT Government, what was the MAIN channel or source you used to find it?



More than eight in ten were able to find the information they were looking for

Q. And were you able to find what you were looking for?



Channel preferences for local information

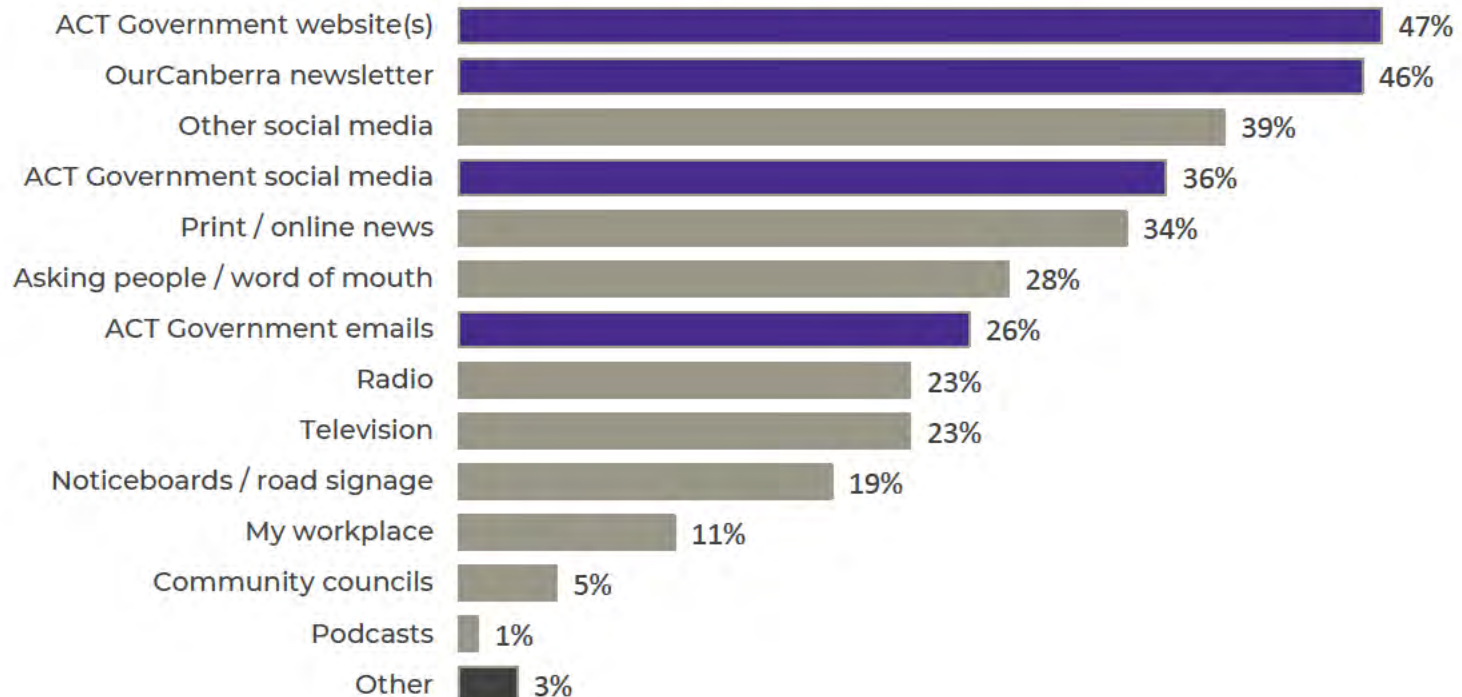


ACT
Government

YOUR SAY
PANEL

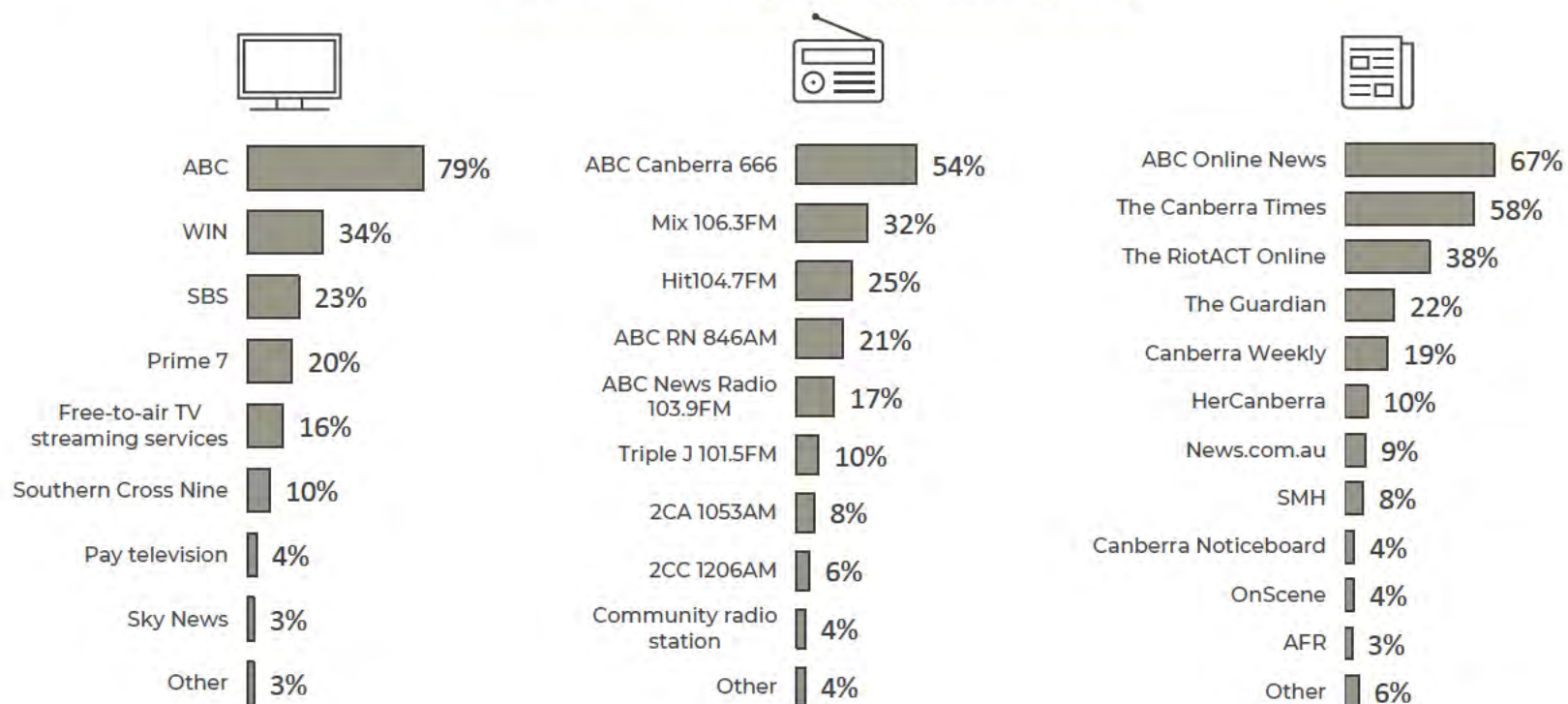
ACT Government sources are a prominent channel for keeping informed about local issues

Q. Which of the following channels do you use most to keep informed about important issues which affect the area in which you live? (Select up to 5)



ABC tend to feature as the most common traditional media source for local information

Q. Please select the sources you use the most to keep informed about important issues which affect the area in which you live (choose up to 3)

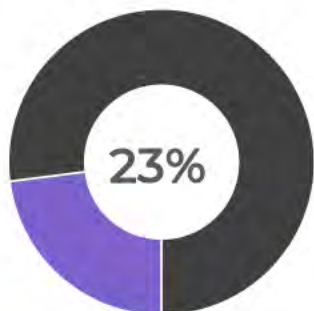




ACT
Government

YOUR SAY
PANEL

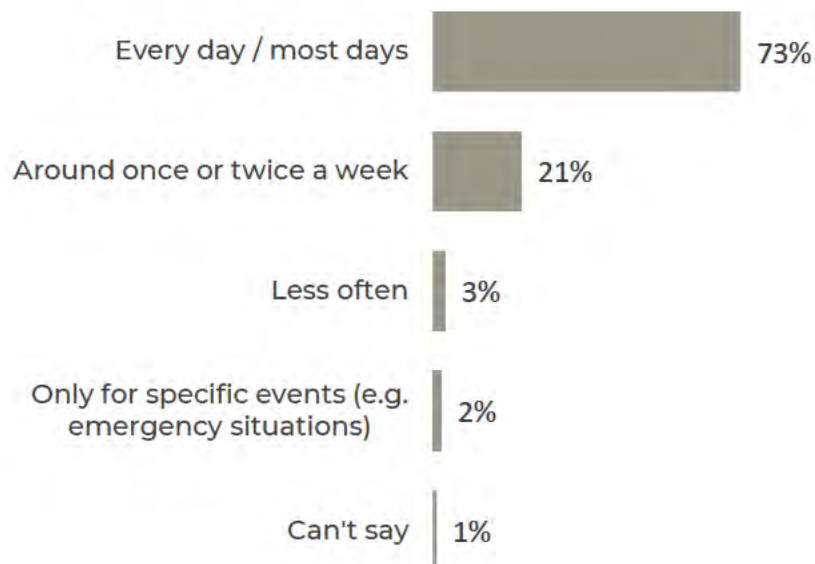
Most people listening to the radio for local information do so on a regular basis



Around one quarter of
Canberrans listen to
the radio for local info

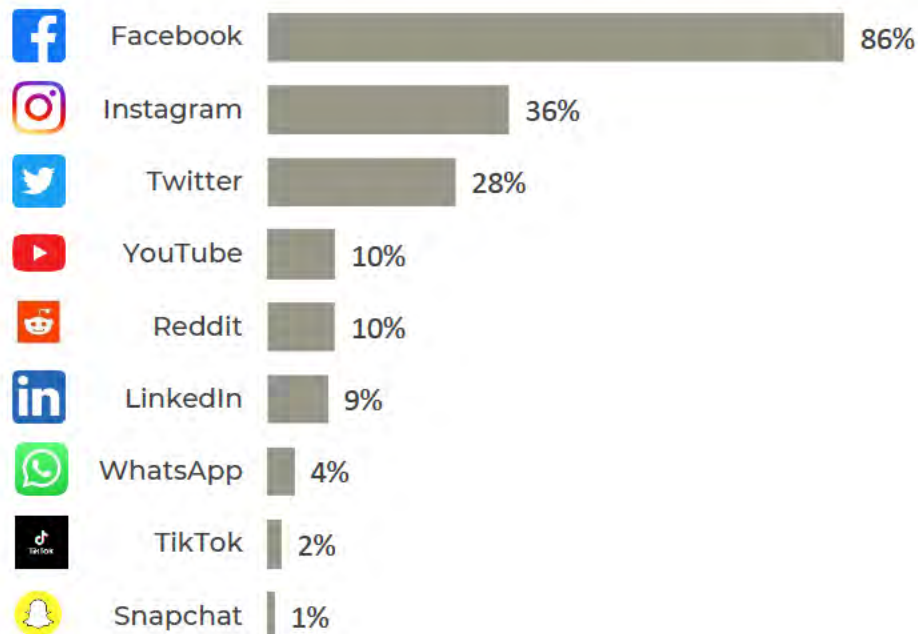


Q. In general, how often do you listen to the radio to keep informed about important issues which affect your area?



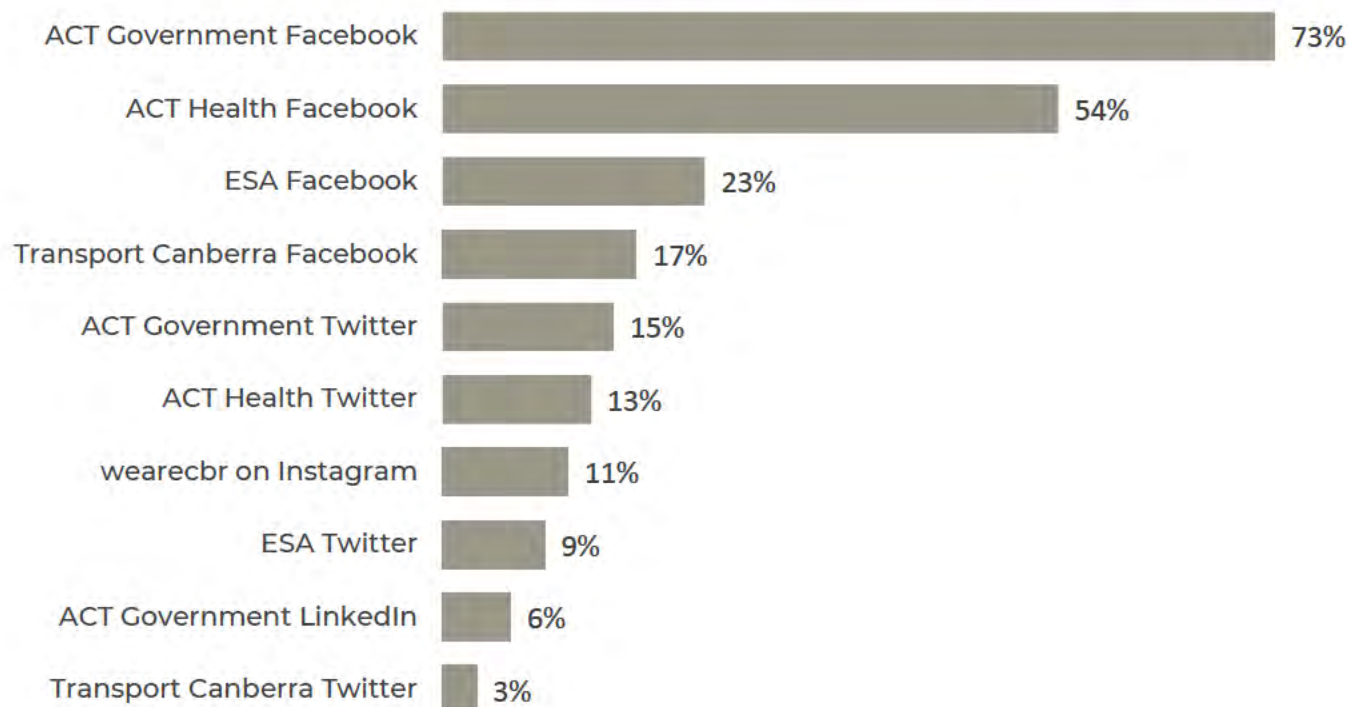
Facebook is the dominant social source of local information, with Instagram and Twitter also featuring frequently

Q. Please select the social media platform(s) you use the most to keep informed about important issues which affect the area in which you live. (Select up to 3)



Facebook dominance extends to use of ACT Government social channels

Q. Please select the ACT Government social media source(s) you use the most to keep informed about important issues which affect the area in which you live. (Select up to 3)



Awareness of climate action initiatives

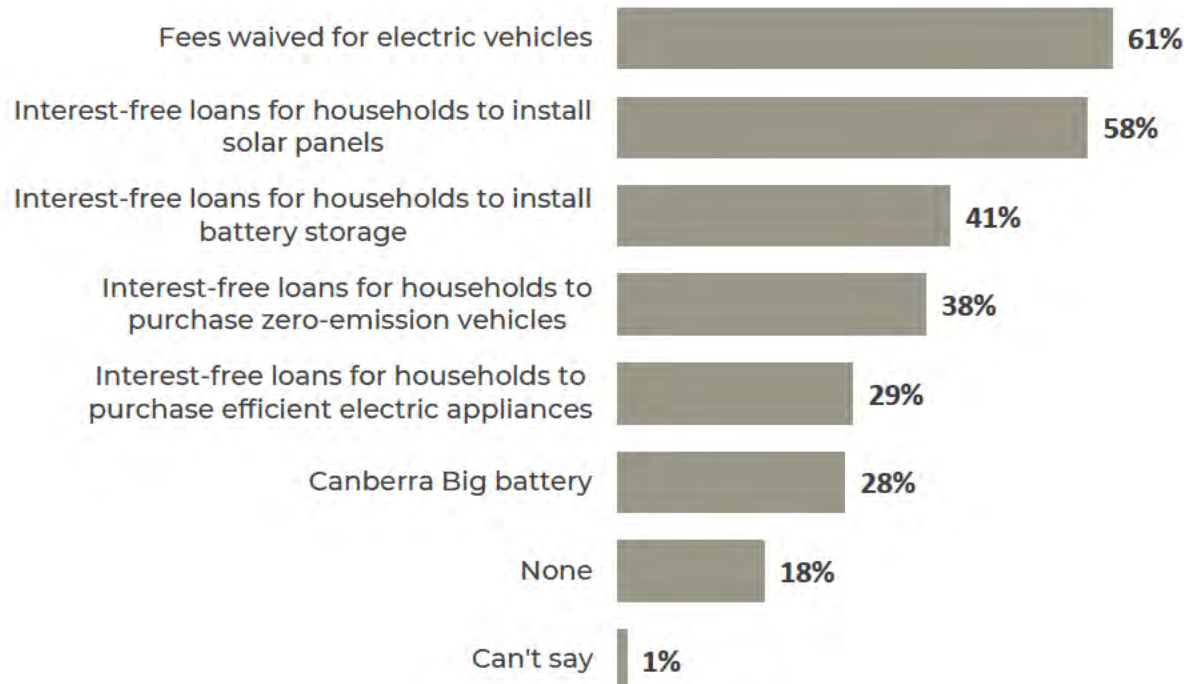


ACT
Government

YOUR SAY
PANEL

Six in ten Canberrans are aware of the waiving of fees for electric vehicles and interest free loans for solar

Q. Before today, were you aware of any of the following ACT Government climate action initiatives?





ACT
Government

YOUR SAY
PANEL