

Policy title: SCHOOL SWIMMING CARNIVALS.

Published: 2012

Identifier: To be added by PPB post endorsement

Legislation: Nil

Procedures: School Swimming Carnival Procedures and Checklists

1. POLICY STATEMENT

- 1.1. School swimming carnivals are important school activities that are part of the Physical Education curriculum. Swimming carnivals are generally whole school events that promote health, fitness and social interaction.
- 1.2. As the safety of students is important, school swimming carnivals must be planned, conducted and evaluated within a risk management framework that manages the safety of all staff and students at all times.
- 1.3. The Directorate supports school swimming carnivals but requires that this mandatory policy and the supporting procedures are followed when planning, conducting and evaluating school swimming carnivals.

2. RATIONALE

- 2.1. This policy and associated *School Swimming Carnivals Procedures and Checklists* explains the responsibilities of school principals, swimming carnival coordinators, parents/carers, and school staff for the provision of a safe and effective swimming carnival.

3. DEFINITIONS

- 3.1. **Duty of Care** is a legal duty that requires that teachers should take all reasonable measures to prevent harm to any school student under their care. This duty of care arises whenever a student-teacher relationship exists.
- 3.2. **Swimming Carnival Coordinator** is a competent teacher with experience in coordinating all facets of a sports carnival. This person may also have had experience as a swimming competitor, instructor or similar.
- 3.3. **Venue** is an aquatic location (swimming pool) in which water activity is to take place.
- 3.4. **Informed Consent** means that parents/carers give agreement to their child's participation in the activity after they have been made aware of the details of the activity including its associated risks and costs.

- 3.5. **First Aid Officer** must hold a current senior first aid certificate.
- 3.6. **Risk Management Planning** is defined by the standards in the Directorate's Risk Management Framework.
- 3.7. **Survival Challenge Proficiency Testing** is a proficiency test that assesses a student's aquatic skill level against predetermined criteria prior to the commencement of the swimming carnival.
- 3.8. **Wristbands** are a waterproof band placed on a student's wrist to identify proficiency against the Survival Challenge Proficiency Test criteria. Blue wrist bands for proficient swimmers and yellow wrist bands for non-proficient swimmers.
- 3.9. **Proficient Swimmer** is a student who has successfully passed the five stage Survival Challenge Proficiency Test and therefore can:
 - perform a slide entry and walk 5m through the water
 - continuously swim 25m using an action that resembles a stroke
 - complete a survival sequence (survival skull, float or tread water and call for help) in deep water for 1 minute
 - exit the water unassisted, and
 - perform a voice rescue.
- 3.10. **Non-Proficient Swimmer** is a student who has not successfully passed the five stage Survival Challenge Proficiency Test.

4. PROCEDURES

- 4.1. The procedures associated with planning, conducting and evaluating a school swimming carnival are detailed in the *School Swimming Carnivals Procedures and Checklists*.
- 4.2. All schools must implement the mandatory procedures identified in the *School Swimming Carnivals Procedures and Checklists*.
- 4.3. The principal must oversee and approve all activities and personnel.
- 4.4. When developing a swimming carnival program, the Swimming Carnival Coordinator must refer to the *Swimming Carnivals Procedures and Checklists* and adhere to all requirements as listed.
- 4.5. The Principal and/or Swimming Carnival Coordinator must induct all staff and students according to the risk assessment and management plan.
- 4.6. The school must record electronically the results of the Survival Challenge Proficiency Test.

Supporting Documentation

- 4.7. The *Swimming Carnivals Procedures and Checklists* document is available at:
http://www.det.act.gov.au/publications_and_policies/policy_a-z

Policy Owner: Director, Teaching and Learning

Related Documents: *ETD Excursions policy*
ETD First Aid policy
ETD Sun Protection policy
ETD Student Accidents / Incidents policy
ETD Physical Education and Sport policy
ETD Swimming Carnival Risk Assessment and Risk Management Plan
ETD Safety and Emergency Contingency Plan
ETD Risk Management Framework

From: Wright, Leanne
Sent: Friday, 30 November 2012 3:56 PM
To: Burkevics, Nancye
Subject: swimming carnival policy dot points
Attachments: swimming carnival policy dot points.doc

Dot Points around the Swimming Carnival Policy

- On 20 September 2012, all ACT Education and Training Directorate (Directorate) Principals were provided all Principal's with an Interim draft Swimming Carnival Procedures and Checklists (November 2012). In line with ACT Government procedure, a formal consultation with all key stakeholders will commence on the 28 November 2012. Feedback will close on the 21 December 2012.
 - Stakeholders list
 - School Network Leaders
 - School Principals
 - Royal Life Saving ACT
 - ACT Pool Managers (includes aquatic activity providers [REDACTED])
 - Safe Water ACT
 - ACT Sport
 - Australian Education Union
 - CORPEX members
 - P&C Association
- The RLSSACT have developed a Royal Life Saving Society Guidelines for Safe Pool Operation (GSPO). The RLSSACT offer GSPO accreditation to ACT pools at a cost of \$1400. The accreditation process consists of an on-site inspection for compliance against the GSPO. Pools that meet the RLSSACT accreditation process are given a 5 Star Approved Venue rating by RLSSACT and appear on the RLSSACT website.
- The ACT
- The Physical Education and Sport Policy and Implementation Guidelines 2009 policy which contained the previous advice to schools selection of swimming carnival venues, also states that:

“Due to the environment in which swimming and aquatic activities are undertaken, it is recommended schools implement the following framework to ensure a safe environment for all participants.

The following steps have been recommended by Royal Life Saving Society ACT.

Steps 1 – 4 should be implemented for all swimming and aquatic activities. Steps 5 – 7 should be implemented by schools wishing to participate in unstructured aquatic activities.

1. Select a venue

Schools should select a venue that meets the identified need of the school. Prior to booking a venue, staff should liaise with pool operators to ensure that the venue can manage the school visit. Issues that should be discussed with pool operators include:

- provision of an adequate number of suitable qualified lifeguards
- clearly identified area for non-proficient and non-swimmers
- clear marking of areas that are out of bounds to students.

Schools participating in learn to swim programs must ensure that the selected venue provide suitably qualified instructors (i.e. AUSTSWIM or equivalent).

Royal Life Saving Society ACT provides Aquatic Facility Safety Assessments which audit aquatic facilities on an annual basis to ensure they are providing the minimum industry safety standards. A list of approved venues that are compliant with these industry standards is available from Royal Life Saving Society ACT on (02) 6260 5800 or at www.act.royallifesaving.com.au."

- NSW DET and NSW Catholic education both share a common official recommendation when selecting a aquatic activity venue.

"Step 1 - Selecting a Venue

School principals and school aquatic/excursion coordinators are encouraged to seek out aquatic venues that have made a commitment to aquatic safety and improvement against best practice guidelines.

The Royal Lifesaving Society Guidelines for Safe Pool Operation is a venue based risk management tool for improving aquatic health and safety. These guidelines act as a voluntary guide for operators in meeting minimum best practice standards.

Pool audits are provided by a number of aquatic industry leaders, including the Royal Life Saving Society." http://www.sports.det.nsw.edu.au/spguide/aquatic_activity/section_2_steps1_4.php#1
<http://www.cecnsw.catholic.edu.au/dbpage.php?pg=view&dbase=programs&id=38>

- The ACT Education and Training Directorate developed an Interim draft Swimming Carnival Procedures and Checklists (November 2012) as a result of a near drowning incident at a school carnival in March 2012. A subsequent investigation and Implementation Plan recommended a review of the Directorates Swimming Carnival Policy. The new policy was developed after in consultation with the Director General, Deputy Director General, Director Learning and Teaching and Director Governance and Legal Branch of the ACT Education and Training Directorate

Recommendations:

Review all Directorate policies, procedures and guidelines relating to the planning and conduct of swimming carnival to address:

Review all Directorate policies, procedures and guidelines relating to the planning and conduct of swimming carnival to Address:		
Recommendation	2009 Policy	2012 Policy
Address assessment and identification of student swimming proficiency	Mandatory only for students engaging in unstructured swimming, must be proficient	Mandatory for all students prior to undertaking any aquatic activity including swimming carnival Student swimming proficiency procedures DVD developed and distributed with Interim draft Swimming Carnival Procedures and Checklists in October.
Address arrangements for non-proficient swimmers during unstructured water activities (free swimming time)	Students must have passed the swimming proficiency test	Mandatory procedures for non-proficient swimmer include No free or unstructured swimming permitted as part of a school aquatic activity Where non-proficient swimmers are engaged in water activities, a ratio of 1:10 applies with due consideration of

		the students' age, height and depth of the water.
Address record keeping	Not Included	Sample attendance record Student proficiency test results entered in maze
Address communications with staff and parents	Sample letter in English	Sample letter in English and seven most common languages
Address requirements for supervision	Adequate supervision must be provided as deemed necessary by the teacher in charge	Where proficient swimmers are involved in water activities a ratio of 1:20 applies Where non-proficient swimmers are engaged in water activities, a ratio of 1:10 applies with due consideration of the students' age, height and depth of the water.
Address qualifications of staff	Two adults on pool deck with lifesaving skills	Two adults on pool deck with lifesaving skills In addition Principal required to appoint a Carnival Coordinator to oversee the process of organising and conducting the carnival. Student safety is paramount in any planning process. The Carnival Coordinator should have had leadership experience at other carnivals before attempting this position. Consideration should be given to appointing an Assistant or Apprentice Carnival Coordinator.
Address safety procedures and equipment	Safety steps outlined for student supervision including sun protection and supervision of unstructured swimming. The following safety strategies must be employed:	Carnival coordinator establishes a supervision plan for carnival to be approved by the principal and communicated to staff including student supervision sun protection and supervision of structure aquatic activities only.
Address cancellation of carnivals if all requirements not met	Not Included	Outline a communication plan if carnival needs to be cancelled
Address roll marking processes and procedures for swimming carnivals must be reinforced to schools. This	Not Included	Roll marking procedures and checklist outlined with sample roll marking sheet

should include the provision of sample attendance template		
Address that schools must ensure, and be supported to provide, appropriate communication with parents regarding swimming carnivals.	Sample letter in English	Sample letter in English and seven most common languages
Address the development of mandatory checklists for schools to support implementation of policies and to assist in planning and conducting swimming carnivals. A special checklist for non-swimmers should also be developed.	Not Included	Mandated checklists for Principal Coordinator 7 stages.

- In summary, in addressing the recommendations, the 2012 Swimming Carnival Procedures and Checklists have 4 key differences to the Physical Education and Sport Policy and Implementation Guidelines 2009 policy. These are;
 - use of RLSSACT 5 Star Approved Venue is now mandatory
 - unstructured or free swimming is no longer permitted as part of a school swimming carnival or aquatic activity.
 - swimming proficiency testing of all students going to a swimming carnival or undertaking and aquatic activity is now mandatory. Previously the swimming proficiency test was only necessary for students undertaking free or unstructured swimming
 - checklists have been developed and are now mandatory

Future directions

- To assist schools with the provision of structure swimming activities for school swimming carnivals and aquatic activities the RLSSACT and directorate curriculum support Section are collaborating to develop a resource booklet of structured aquatic activities for school.

Issues

New South Wales Government does not currently stipulate that pools and aquatic venues used by schools are RLSS accredited. The NSW experience suggests that when incidents have occurred around accredited venue safety, the RLSS have accepted no liability and the body recommending the venue is used due to its RLSS accreditation, the recommending body has been at risk of litigation (NSW Sport)

Gniel, Stephen

From: Gniel, Stephen
Sent: Sunday, 2 December 2012 11:19 PM
To: Gniel, Stephen
Cc: Burkevics, Nancye
Subject: Swimming

A fact finding investigation into the events leading to this incident was requested by the Directorate. The investigation report was provided to the Directorate on 14 May 2012. The Directorate developed a series of recommended actions to respond to the issues raised in the investigation. The then Minister was provided with a Findings and Directorate Response to the Investigation into the Incident at the [REDACTED] Swimming Carnival brief on 15 June 2012 (Attachment A).

Deficiencies highlighted in the report required clear responses at both the school and Directorate level to mitigate the risk of any such incident happening in the future. One of the issues highlighted in the report was that current policies and procedures regarding swimming carnivals are not explicit in matters such as:

- ? The procedures for defining swimming proficiency
- ? The identification process for non-proficient swimmers, and
- ? Arrangements for non-proficient swimmers during unstructured water activities (free swimming time).

In order to address key issues raised by the investigation a number of recommended actions were agreed to be undertaken by the school and the Directorate. A recommended action of high priority was to review all Directorate policies, procedures and guidelines relating to the planning and conduct of swimming carnivals to address:

- ? Assessment and identification of student swimming proficiency
- ? Arrangements for non-proficient swimmers during unstructured water activities (free swimming time)
- ? Record keeping
- ? Communication with staff and parents
- ? Requirements for supervision
- ? Qualifications of staff
- ? Safety procedures and equipment
- ? Cancellation of carnivals if all requirements are not met

It was also a recommended action that mandatory checklists were developed for schools to support implementation of policies and to review the risk management approach to swimming carnivals.

The policy in place relating to swimming carnivals at the time of the incident was the Physical Education and Sport Policy which included implementation guidelines. There was no specific policy on school swimming carnivals.

To address the deficiencies in policy, procedures and guidelines a new School Swimming Carnivals policy was developed. A tight timeframe was identified to develop the new policy as it was determined that it

was essential for the new policy to be in place as soon as possible and prior to any end of year swimming activities being conducted. This resulted in the development of an interim policy with limited formal stakeholder consultation. The policy was developed internally taking into consideration the NSW Water Safety Guidelines for Unstructured Aquatic Activity where these activities included freetime incorporated in a school swimming carnival.

The interim policy was provided to principals in September 2012. It was decided that due to the short timeframe for development including limited consultation that the policy should be reviewed starting prior to the end of 2012.

NOTES

The investigation report included findings

A new School Swimming Carnivals policy was published this year and provided to principals in September.

1. Review all Directorate policies, procedures and guidelines relating to the planning and conduct of swimming carnivals to address:
 - ? Assessment and identification of student swimming proficiency
 - ? Arrangements for non-proficient swimmers during unstructured water activities (free swimming time)
 - ? Record keeping
 - ? Communication with staff and parents
 - ? Requirements for supervision
 - ? Qualifications of staff
 - ? Safety procedures and equipment
 - ? Cancellation of carnivals if all requirements are not met
2. The development of mandatory checklists for schools to support implementation of policies and to assist in planning and conducting swimming carnivals. A special checklist for non-swimmers should also be developed.
3. Review the provision of and access to policies and procedures regarding school swimming carnivals.
4. Review the risk management approach to school swimming carnivals. This should include the provision of support templates for swimming carnival specific assessments.

Stephen Quiel

Executive Director

Learning Teaching and Student Engagement

ACT Education and Training Directorate

Phone +61 2 62059172

Fax +61 2 62055447



ACT
Government

Education and Training



BRIEF

Ref:

SUBJECT: POLICIES GOVERNING WATER ACTIVITIES IN ACT PUBLIC SCHOOLS

To: Minister for Education and Training

From: Executive Director, Learning, Teaching and Student Engagement

Director: Leanne Wright
Branch: Learning and Teaching

Recommendation

That you note the Information contained in this brief.

Joy Burch MLA

Joy Burch 10/12
NOTED/PLEASE DISCUSS

Action Officer: Leanne Wright
Branch: Learning and Teaching
Extension: 59205

*plc conducted at
carnival & free swimming*

Critical date and reason

Nil.

Purpose

To provide you with information on policies governing swimming activities in ACT public Schools.

Background


You have requested copies of policies covering swimming carnivals and other swimming activities in ACT public schools.

Two policies, developed in 2009, guided schools in the conduct of water activities until the development of the interim draft *Swimming Carnival Procedures and Checklists (Attachment A)* in 2012:

- *Physical Education and Sport Policy and Implementation Procedures 2009 (Attachment B)*
- *Outdoor Adventure Activities and Mandatory Procedures 2009 (Attachment C)*

Issues

The *Physical Education and Sport Policy and Implementation Procedures 2009* was in operation at the time of the near drowning incident that occurred in March 2012. An outcome of an investigation by an external consultant into the incident was the recommendation that a review of the policies applying to swimming carnivals be conducted. The report highlighted the need to address assessment and identification of swimming proficiency and supervision of non-proficient swimmers during unstructured water activities.

 "Unstructured activities" as defined in the *Physical Education and Sport Policy and Implementation Procedures 2009* include free time during swimming carnivals, use of water slides and diving boards and end of year aquatic activities.

In response to the recommendations, the Directorate developed the interim draft *Swimming Carnival Procedures and Checklists*. The procedures include an instructional DVD outlining the correct procedures for conducting swimming proficiency testing. The Directorate made the DVD in cooperation with the ACT Royal Life Saving Society and is the same proficiency testing procedure used in NSW. The Directorate provided copies of the interim policy to schools in September 2012.

The *Outdoor Adventure Activities Policy and Mandatory Procedures 2009* covers adventure activities that potentially place students at a higher level of risk. The higher level of risk is due to the nature of the activity (for example, rock climbing; canoeing, skiing) or the circumstances in which the activity takes place (for example, a remote setting, a river or mountain environment, or likelihood of bad weather). Water activities covered by this policy include surf activities and boating.

The *Swimming Carnival Procedures and Checklists 2012* is currently out for consultation with key stakeholders.

Issues that have been raised to date and require further consideration include:

- the requirement for venues to have a Royal Life Saving Society five star safety rating.
- the requirement to conduct a swimming proficiency assessment.
- the need to clearly articulate, through policy, requirements when conducting swimming and aquatic activities including swimming fun days and swimming carnivals.

The Directorate is currently working with stakeholders to address the above issues.

Consultation

The interim draft *Swimming Carnival Policy and Procedures* is out for consultation. Consultation concludes February 2013.

Financial

Nil.

Media

The matter has attracted media coverage.



Stephen Gniel
Executive Director
Learning, Teaching and Student Engagement
December 2012

[REDACTED]

From: King, Ashley
Sent: Tuesday, 4 December 2012 9:33 AM
To: Burkevics, Nancye
Cc: [REDACTED] Gniel, Stephen
Subject: RE: 12-1026 Swimming Policy

Importance: High

Hi all

Just to clarify I only require copies of the policies or send me the appropriate links and I will print them off here.

shley can you pls send through a copy of the policy referred to at briefing about sports participation ie 'free time' at pools for at schools. Also is possible copy of pre interim swimming carnival policy policy ie what was in place before the current interim policy.

From: King, Ashley
Sent: Tuesday, 4 December 2012 9:24 AM
To: Burkevics, Nancye
Cc: [REDACTED] Gniel, Stephen
Subject: 12-1026 Swimming Policy

Hi Nancye

Minister has requested the attached information concerning swimming/water policies. Brief only if considered required.

Ashley

Ashley King | Education and Training Directorate Liaison Officer
Phone: 6205 0291 | Email: ashley.king@act.gov.au
Ministerial and Commonwealth Relations | Education and Training | ACT Government
Level 2 Legislative Assembly London Circuit Canberra | GPO Box 158 Canberra ACT 2601 | www.act.gov.au

Gniel, Stephen

From: Gniel, Stephen
Sent: Wednesday, 19 December 2012 11:25 AM
To: Cover, Leanne
Subject: Swimming Carnival Policy advice to principals

Importance: High

Leanne

Can I please discuss the below with you asap (probably at lunch). The draft below I suggest goes to principals as an email from school network leaders today.


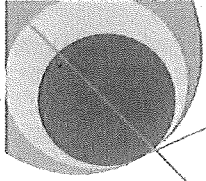
Thanks
Steve

The Directorate has received feedback from school staff and other community stakeholders about concerns with the interim School Swimming Carnival policy. As you are aware the Interim School Swimming Carnival policy has also received significant media attention over the past few weeks. The policy is currently under review with a closing date for the review consultation period 13 February 2013. The policy in its current form remains in place for the planning and running of school swimming carnivals. The Minister has made a commitment that the policy will be looked at between now and the start of the new school year in February in response to concerns raised by stakeholders. The policy and its implementation will focus on encouraging and providing opportunities for participation in aquatic activities for all students in Government schools in safe and supportive environments.

Due to the changed timeframe discussion have occurred recently with stakeholders including school staff to clarify issues and concerns. More work will be done on the policy during January and further advice will be provided to principals prior to the start of the 2013 school year.

Stephen Gniel

Executive Director
Learning Teaching and Student Engagement
ACT Education and Training Directorate
Phone +61 2 62059172
Fax +61 2 62055447



School Swimming Carnivals

Procedures and checklists

Key points and best practice procedures for the safe and effective coordination of a school swimming carnival

DRAFT


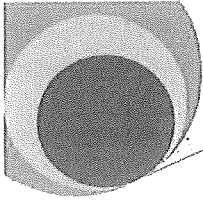


Table of Contents

1.	<i>Introduction</i>	<i>3</i>
2.	<i>School Swimming Carnival Procedures.....</i>	<i>3</i>
3.	<i>Definitions.....</i>	<i>4</i>
4.	<i>Flowchart: School Swimming Carnival Procedures.....</i>	<i>5</i>
5.	<i>Implementation Procedures for School Swimming Carnivals.....</i>	<i>6</i>
6.	<i>Policies and Documents Related to Organising a Swimming Carnival.....</i>	<i>10</i>
7.	<i>Procedures for Non-Proficient Swimmers at a Swimming Carnival.....</i>	<i>10</i>
8.	<i>Staff Qualifications.....</i>	<i>11</i>
9.	<i>Risk Assessment and Management.....</i>	<i>11</i>
10.	<i>Supervision.....</i>	<i>11</i>
11.	<i>Survival Challenge Proficiency Test.....</i>	<i>12</i>
12.	<i>Safety.....</i>	<i>13</i>
13.	<i>Personal Safety Issues.....</i>	<i>13</i>
14.	<i>Starting Pistols and Caps.....</i>	<i>14</i>
15.	<i>Equipment.....</i>	<i>14</i>
16.	<i>Swimming Carnival Program.....</i>	<i>14</i>
17.	<i>Checklists for Swimming Carnivals.....</i>	<i>15</i>
18.	<i>School Swimming Carnival Permission Note</i>	<i>24</i>
19.	<i>School Swimming Medical Information and Consent Form.....</i>	<i>28</i>
20.	<i>Student Attendance Record.....</i>	<i>33</i>
21.	<i>Swimming Carnival – Sample Primary School Program</i>	<i>35</i>



School Swimming Carnivals Procedures and Checklists

1. Introduction

School swimming carnivals can be a positive part of the school's sporting program provided that they are planned and implemented safely. Carnival Coordinators must liaise with staff, students, parents and pool management and comply with Directorate policies and procedures to ensure that staff and students have a positive and safe experience.

A list of policies, procedures and checklists integral to the successful organisation of a school swimming carnival can be found towards the back of this document.

2. School Swimming Carnival Procedures

To ensure a safe environment for all participants in school swimming carnivals, schools are supported with the following:

1. Mandatory Procedures

These mandatory procedures must be implemented for all swimming carnivals.

- Select Swimming Carnival Coordinator.
- Directorate Swimming Carnival Risk Assessment and Risk Management Plan.
- Obtain parent/carer permission including medical information.
- Organise sufficient staff to implement supervision ratios.
- Induct staff.
- Principal mandatory checklist.
- Conduct proficiency tests.
- Classify students and record results: proficient and non-proficient.
- Ensure ALL students wear appropriately coloured wristbands.
- Ensure proficiency results are recorded on MAZE.

2. Supporting Procedures

These are included to support schools when planning and conducting a swimming carnival.

More information is available on the Royal Life Saving Society ACT website at:
<http://www.royallifesaving.com.au>

There must be no free or unsupervised swimming, at school carnivals.

Deleted: unstructured aquatic activities, such as

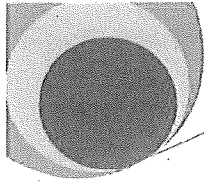
School Swimming Carnivals
Procedures and Checklists

3. Definitions

Accompanying adults	<ul style="list-style-type: none"> include teachers, school administrative staff, parents, activity leaders and community members known to the school and of good character
Activity leader	<ul style="list-style-type: none"> Is the teacher in charge of a specific activity
Carnival Coordinator	<ul style="list-style-type: none"> Is the teacher appointed by the Principal to organise the swimming carnival must have experience in organising carnivals
Duty of care	<ul style="list-style-type: none"> is a legal duty that requires teachers to take all reasonable measures to prevent harm to any school student under their care. this duty of care arises whenever a student-teacher relationship exists
Emergency	<ul style="list-style-type: none"> Is any incident that may lead to injury or death of a student or staff member that requires an emergency response
First Aid Officer	<ul style="list-style-type: none"> must hold a current senior first aid certificate
Free Swimming	<ul style="list-style-type: none"> Is unstructured swimming or water play
Informed consent	<ul style="list-style-type: none"> means that parents give agreement to their child's participation in the activity after they have been made aware of the details of the activity including its associated risks and costs
Non-proficient swimmer	<ul style="list-style-type: none"> Is a student who has not successfully passed the five stage Survival Challenge Proficiency Test
Parents	<ul style="list-style-type: none"> refer to adults with parental responsibilities, including carers
Proficient swimmer	<ul style="list-style-type: none"> Is a student who has successfully passed the five stage Survival Challenge Proficiency Test and therefore can: <ul style="list-style-type: none"> ✓ perform a slide entry and walk 5m through the water ✓ continuously swim 25m using an action that resembles a stroke ✓ complete a survival sequence (survival skull, float or tread water and call for help) in deep water for 1 minute ✓ exit the water unassisted, and ✓ perform a voice rescue
Risk management planning	<ul style="list-style-type: none"> Is defined by the standards in the Directorate's Risk Management Framework
Roll group teacher	<ul style="list-style-type: none"> Is the teacher designated by the Principal to have ultimate responsibility for a class group of students will take student attendance at the allocated times before, during and after the carnival
Structured Aquatic Activity	<ul style="list-style-type: none"> Is a directed, supervised water activity including supervised water play
Supervision ratio	<ul style="list-style-type: none"> refers to the supervisor to student ratio: <ul style="list-style-type: none"> ○ 1 teacher : 20 students - general supervision ○ 1 teacher : 20 students - proficient swimmers in the water ○ 1 teacher : 10 students - non-proficient swimmers in the water ○ 1 lifeguard : 100 students
Unstructured Aquatic Activity	<ul style="list-style-type: none"> Unstructured and unsupervised aquatic activity, such as free swimming,

Deleted: activity

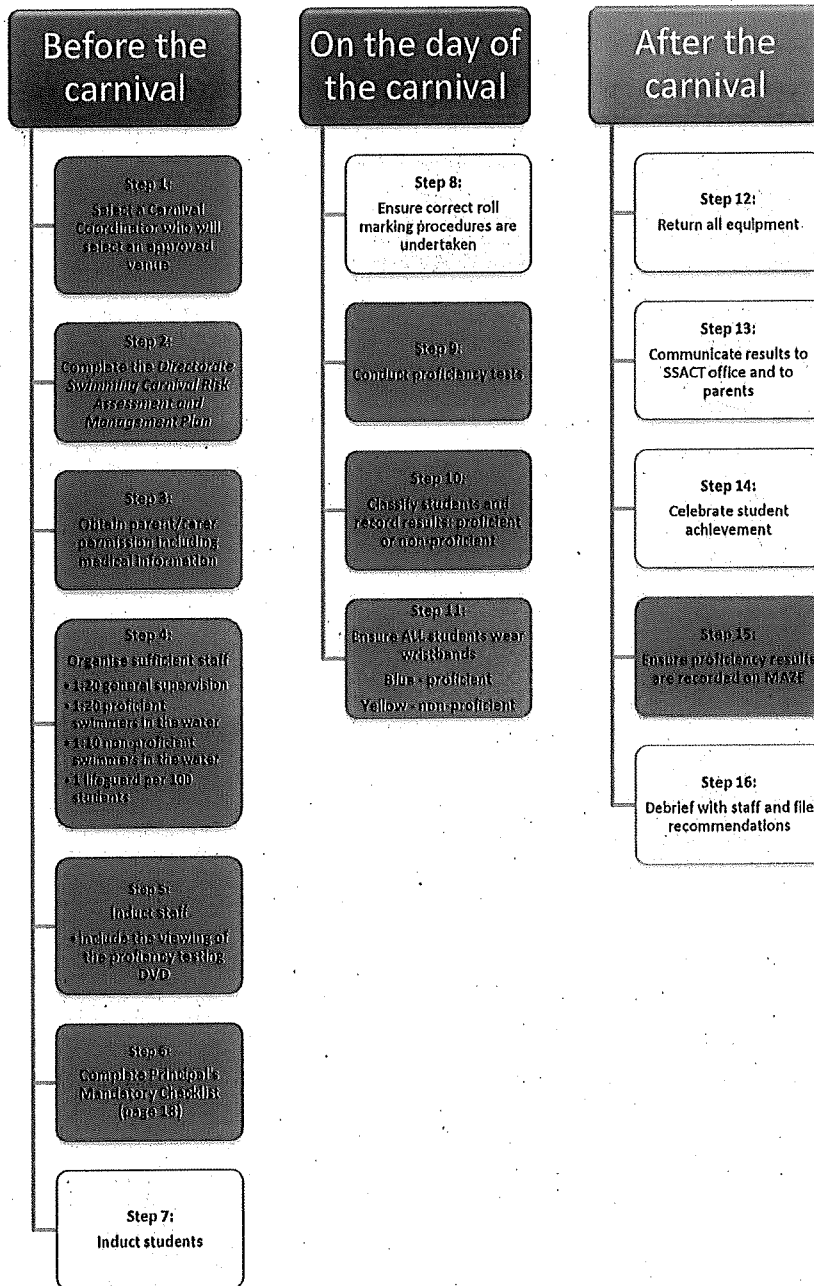
Deleted: , water play, water slides, etc

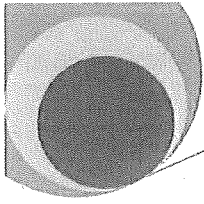


School Swimming Carnivals
Procedures and Checklists

4. Flowchart: School Swimming Carnival Procedures

Red steps are mandatory





School Swimming Carnivals
Procedures and Checklists

5. Implementation Procedures for School Swimming Carnivals

Schools must implement the Directorate Swimming Carnival Procedures to ensure a safe environment for all participants. These procedures have been adapted from the ACT Royal Life Saving Society (RLSSACT) framework. Steps 1-6, 9-11 and 15 must be implemented for all swimming carnivals. The other remaining steps are highly recommended; steps 12-16 are implemented after completion of the swimming carnival.

Step 1: Select a Carnival Coordinator and an approved venue

The Carnival Coordinator will oversee the process of organising and conducting the carnival. Student safety is paramount in any planning process.

Carnival Coordinators must select an aquatic venue that:

- has been approved by RLSSACT
- has been approved by the Principal
- meets the needs of the school.

Royal Life Saving Society ACT provides Aquatic Facility Safety Assessments which audit aquatic facilities on an annual basis to ensure they provide the minimum Industry safety standards. A list of '5 star approved venues' that are compliant with these Industry standards is available from Royal Life Saving Society ACT on (02) 6260 5800 or at: www.act.royallifesaving.com.au

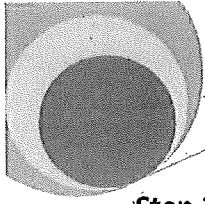
Prior to booking a venue, the Carnival Coordinator must liaise with the pool operator to ensure the venue can cater to the policy requirements of the school visit. Issues to be discussed with the pool operators include:

- the venue is RLSSACT 5 star approved
- the industry standard of one lifeguard per 100 students is met
- areas for non-proficient and non-swimmers are clearly marked
- out-of-bound areas are clearly marked.

Step 2: Complete the Directorate Swimming Carnival 'Risk Assessment and Management Plan'

All schools are required to complete the Risk Assessment and Management Plan prior to conducting a swimming carnival. Free swimming time is not permitted at school swimming carnivals.

Risk Assessment and Management Plans must include actions to be taken in the event of an emergency at the swimming carnival.



School Swimming Carnivals
Procedures and Checklists

Step 3: Obtain parent/carer permission including medical information

Schools are required to obtain parents/carers consent for all students participating in swimming carnivals. The consent form must indicate the child's swimming ability. In addition schools must obtain relevant medical information about the student from the parent.

The appendices contain sample consent forms in the seven most commonly spoken languages other than English across Canberra schools.

Step 4: Organise sufficient staff

The Principal-approved Carnival Coordinator must arrange for sufficient staff to control and supervise both dry land and water activities. The number of supervising teachers will depend on student numbers, the type of activity and the conditions at the venue.

- ✓ For Pre-school to year 6 the minimum teacher/student ratio is 1:20.
- ✓ For years 7-12 the minimum teacher/student ratio is 1:20.

The Carnival Coordinator may appoint an Activity Coordinator to be in charge of specific water or dry land activities.

Step 5: Induct staff


The Principal or the Carnival Coordinator must induct staff prior to the swimming carnival. This includes showing the ACT Directorate Survival Challenge Proficiency Test Testing DVD.

The Induction should address:

- venue layout, rules and regulations
- procedures in the event of an emergency
- roles and responsibilities of venue staff, including lifeguards
- roles and responsibilities of school staff
- Survival Challenge Proficiency Test process
- swimming carnival program, including appropriate activities planned for non-proficient or non-swimmers.

Step 6: Complete Principal's Mandatory Checklist

Refer to page 16.



School Swimming Carnivals
Procedures and Checklists

Step 7: Induct students

The Carnival Coordinator should induct students in the same way as staff are inducted.

The student induction should include:

- venue layout, rules and regulations
- procedures in the event of an emergency
- roles and responsibilities of venue staff, including lifeguards
- roles and responsibilities of school staff
- Survival Challenge Proficiency Test process
- carnival program, including activities planned for non-proficient or non-swimmers.

Step 8: Ensure correct roll marking procedures are undertaken

Teachers in charge of a class of students are mandated to take attendance:

- before leaving the school
- upon arrival at the pool venue
- once during the carnival (e.g. during a whole school eating break)
- before leaving the pool venue, and
- upon arrival back at school.

Schools should use the Directorate sample attendance record for swimming carnivals attached.

Step 9: Conduct Survival Challenge Proficiency Test

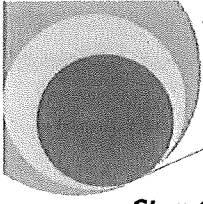
The Survival Challenge Proficiency Test should be completed prior to or on the day of the swimming carnival so that all children can be assessed for swimming proficiency. All students will wear wristbands based on the results of the assessment so staff can easily identify non-proficient swimmers.

The children must successfully complete the following steps to be given a **blue wristband**:

1. perform a slide-in-entry and walk through 5 metres of water with acceptable stability and coordination
2. swim continuously for 25 metres using an action that resembles a stroke
3. perform survival skull, float or tread water for 1 minute in deep water. Call for help once within the minute
4. exit water unassisted, and
5. perform a voice rescue to a buddy who is pretending to be in trouble. Reassure the victim and encourage them to a point of safety. Call for assistance.

Any child who cannot complete all those steps should be given a yellow wristband.

The Survival Challenge Proficiency Test is not a learn-to-swim program. Contact Royal Life Saving Society ACT on (02) 6260 5800 for more details.



School Swimming Carnivals
Procedures and Checklists

Step 10: Classify students and record results

After completing the Survival Challenge Proficiency Test, all students must be categorised. The results must be recorded on MAZE following the carnival.

Step 11: Ensure all students wear wristbands

Proficient swimmers are given a blue wristband and non-proficient swimmers are given a yellow wristband. Wristbands should be single use so that if they are removed they cannot be worn again.

Step 12: Return equipment

Once the swimming carnival is completed, the Carnival Coordinator should make sure all equipment is returned or packed away appropriately.

Step 13: Communication of results

The Carnival Coordinator is responsible for all relevant swimming carnival results being entered into the zone or regional carnival through the School Sport ACT office. Once that is completed, the results can be communicated to parents via a school newsletter or other written means.

Step 14: Celebrate student achievement

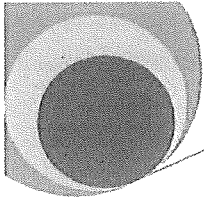
Once the carnival is completed the school is encouraged to celebrate student achievement appropriately at school. This may involve the presentation of certificates, ribbons or trophies, however this is a school-based decision.

Step 15: Ensure Survival Challenge Proficiency Test results are recorded on MAZE

The Carnival Coordinator will ensure all Survival Challenge Proficiency Test results are entered onto MAZE.

Step 16: Debrief with staff and file recommendations for next carnival

The Principal and the Carnival Coordinator will debrief with staff on the highlights and issues of the carnival. All recommendations should be recorded and filed for use in planning the next swimming carnival.



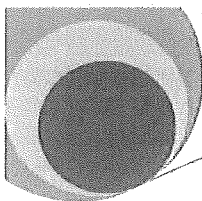
School Swimming Carnivals
Procedures and Checklists

6. Policies and Documents Related to Organising a Swimming Carnival

- School Swimming Carnivals
- Excursions Policy
- First Aid Policy
- Sun Protection Policy
- Physical Education and Sport
- Risk Assessment and Management Plan
- Safety and Emergency Contingency Plan
- The Directorate's Risk Management Framework

7. Procedures for Non-Proficient Swimmers at a Swimming Carnival

All of these procedures MUST be followed:
❖ All students must be fully supervised at all times and non-proficient swimmers must wear a yellow wrist band.
❖ An area for supervision and conduct of activities for non-proficient swimmers must be identified and designated at the pool venue prior to the commencement of the carnival in consultation with pool venue staff including an appropriately qualified lifeguard.
❖ The Principal must approve the designated area.
❖ Supervision of the designated area must include supervision by an appropriately qualified lifeguard.
❖ Additionally, non-proficient swimmers must be supervised by school staff with a maximum ratio of 1:20.
❖ When non-proficient students enter the water for activities they must be supervised by school staff within the pool in small groups with a maximum ratio of 1:10 with due consideration of the student's age, height and depth of water.
❖ FREE SWIMMING ACTIVITIES ARE <u>NOT</u> PERMITTED



School Swimming Carnivals Procedures and Checklists

8. Staff Qualifications

In most schools, a group of teachers will take responsibility for conducting a school swimming carnival. However, the Principal should appoint a Carnival Coordinator to oversee the process of organising and conducting the carnival. Student safety is paramount in any planning process.

The Carnival Coordinator should have had leadership experience at other carnivals before attempting this position. Consideration should be given to appointing an Assistant or Apprentice Carnival Coordinator.

At least two of the adults present at the swimming carnival (including pool supervisory staff on pool deck) must have the ability to:

- effect a recovery of a student from the water at the venue
- perform first aid (hold a current senior first aid certificate), and
- perform cardio pulmonary resuscitation (hold a current CPR award).

9. Risk Assessment and Management

All schools are required to complete a Risk Assessment and Management Plan prior to conducting a swimming carnival. Risk Assessment and Management Plans must include actions to be taken in the event of an emergency at the swimming carnival.


Please note: Free swimming is not permitted at school swimming carnivals. Appropriate structured aquatic activities may be conducted.

10. Supervision

Adequate supervision must be provided as follows:

- all students must be supervised at all times during the carnival
- all teachers at the carnival must be aware of their collective and individual responsibilities as outlined in their induction
- where proficient swimmers are engaged in water activities, teachers must have a clear view of the pool at all times. A ratio of 1:20 must be adhered to, and
- where non-proficient swimmers are engaged in water activities, a ratio of 1:10 applies with due consideration of the students' age, height and depth of the water.

The Swimming Carnival Coordinator must ensure there are sufficient lifeguards supervising the pool area. *The industry standard of one lifeguard per 100 students must be met.* Lifeguards at the pool must hold a current pool lifeguard qualification.



School Swimming Carnivals
Procedures and Checklists

11. Survival Challenge Proficiency Test

Teachers are required to assess all students' swimming ability prior to the commencement of a swimming carnival.

The Directorate has created a DVD which explains how teachers will conduct the Survival Challenge Proficiency Test. The DVD must be shown and discussed with relevant staff before each swimming carnival to ensure teachers understand their role in conducting the Survival Challenge Proficiency Test.


The results of the Survival Challenge Proficiency Test must be recorded on MAZE and kept at the school. A sample recording sheet is in the appendix. Once students have completed the Survival Challenge Proficiency Test they will be banded – **blue for proficient** and yellow for non-proficient. Students must then display these bands when participating in the swimming carnival.

The student must successfully complete the following steps to be given a **blue wristband**:

1. perform a slide-in-entry and walk through 5 metres of water with acceptable stability and coordination
2. swim continuously for 25 metres using an action that resembles a stroke
3. perform survival skull, float or tread water for 1 minute in deep water. Call for help once within the minute
4. exit water unassisted, and
5. perform a voice rescue to a buddy who is pretending to be in trouble. Reassure the victim and encourage them to a point of safety. Call for assistance.

Any child who cannot complete all those steps should be given a **yellow wristband**.

The Survival Challenge Proficiency Test is not a learn-to-swim program. Contact Royal Life Saving Society ACT on (02) 6260 5800 for more details.



School Swimming Carnivals
Procedures and Checklists

12. Safety

Key Points for Best Practice

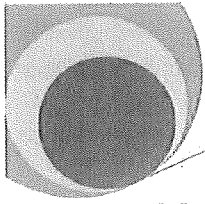
The Carnival Coordinator must ensure that:

- qualified lifeguards monitor all swimming events on each side of the pool
- teachers not expected to enter the water to assist students must be briefed on appropriate communication should they observe a student needing assistance (whistles should be used for this purpose)
- safety checks are built into procedures e.g. a buddy system, roll checks
- approved procedures are implemented in the event of an emergency
- sun protection measures such as suitable clothing and hats are promoted to students
- adequate shaded areas are available for students whilst not competing in races or structured and unstructured activities
- sunscreen is available for all students and staff in outdoor venues
- regular reminders to use the sunscreen are given during the carnival
- the dangers of ultra violet radiation are repeated throughout the day and included in any advice to parents, and
- a public address system is available.

13. Personal Safety Issues

Students, teachers and other participants must:

- remove jewellery and other ornaments where it is deemed to present a threat to safety
- secure long hair to avoid interference with sight or breathing, and
- have reached a proficient level of swimming competency to participate in swimming carnivals.



14. Starting Pistols and Caps

Starting pistols and caps represent a significant danger and must be used only by teachers or other adults at the venue. If the school has no-one to act as starters, Swimming ACT ph: (02) 6257 4837, may be able to supply a person for the school, zone/district or ACT swimming carnivals.

Some schools may chose to use whistles to avoid the safety risks associated with starting pistols and caps.

Starting pistols

Starters must use industrial type hearing protection designed for medium to high level noise (above 30 decibels). These may be either ear muffs or ear plugs. No other person is permitted to stand in the immediate vicinity of the starter while the starting pistol is used.

Starting caps

The following safety procedures must be used with starting caps:

- always carry caps in a rigid container; never loose in a pocket or hand
- avoid friction; do not rub together, and
- use of starting caps is prohibited by persons under 18 years.

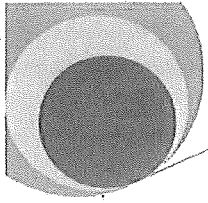
15. Equipment

Equipment at the venue must include the following:

- life saving aids readily available within the venue – teachers supervising swimming activities must know their whereabouts and be confident to use them
- first aid kit
- safe storage of starting pistols and caps
- public address system (If the venue does not have one Carnival Coordinators can borrow one from School Sport ACT), and
- SPF30+ sunscreen for staff and students.

16. Swimming Carnival Program

The Carnival Coordinator should develop a program which includes scope for modified activities that match the skill and fitness levels of the students. A sample program for Primary Schools is found in [Section 21](#).



School Swimming Carnivals
Procedures and Checklists

17. Checklists for Swimming Carnivals



MANDATORY CHECKLIST FOR SWIMMING CARNIVALS

Principal to complete

Action	Date	Completed
1. Select Carnival Coordinator and check the coordinator has skills and experience to organise carnival. Consideration should be given to appointing an Assistant or Apprentice Carnival Coordinator	3 months before carnival	
2. Check progress of carnival planning with Carnival Coordinator	2 months before carnival	
3. Check planning complies with Directorate policies and procedures	6 weeks before carnival	
4. Complete the Risk Assessment and Management Plan and retain at the school	8-6 weeks before carnival	
5. Review the Risk Assessment and Management Plan to determine if carnival will go ahead	5 weeks before carnival	
6. Check arrangements for Survival Challenge Proficiency Test to ensure all participating students will be ability tested	At least 1 week before carnival	
7. Check parents have been informed of arrangements and given opportunity to provide informed consent	At least 1 week before carnival	
8. Check all staff are well briefed on their responsibilities and that they are represented on the supervision roster/carnival supervision plan	At least 1 week before carnival	
9. Ensure the Survival Challenge Proficiency Test DVD is shown and discussed with relevant staff	At least 1 week before carnival	
10. Ensure that all arrangements for the swimming carnival are discussed at a staff meeting	At least 1 week before carnival	
11. Review and discuss each item on the Risk Assessment and Management Plan with staff	At least 1 week before carnival	
12. Sign Principal's checklist and retain a copy at the school	1 week before carnival	

Principal's Signature: _____

Date: ___/___/_____



ACT
Government
Education and Training

CHECKLIST FOR SWIMMING CARNIVALS

Stage 1: Carnival Coordinator to complete

Action - <u>3-12 months prior to carnival</u>	Date achieved	Initial
1. Check district and zone dates to ensure there are two weeks between school and district carnival		
2. Choose carnival date and back-up date		
3. Discuss at an Executive team meeting and seek approval		
4. Select and book approved venue		
5. Add date to school yearly planner		
6. Clarify cost of entry for students, teachers and parents		
7. Check if school will have sole access to pool for the day (some pools have public access at lunch time so students are not allowed in the water then)		
8. Book transport		
9. Liaise with pool venue manager to ensure they have:		
• RLSSACT 5 Star Approval		
• Lifeguard ratios of 1 lifeguard per 100 students		
• Clearly identified area for non-proficient swimmers and non-swimmers		
• Clear out-of-bound markings		
• Appropriate pool depth for diving starts		
• Shade areas		
• BBQs/tables if required		
• Flotation devices e.g. kickboards, noodles if required		
• Audible loud speaker system		
• Flexibility for 25 and 50 metre events – can bulkheads be moved? If so how long will this take? Allow time in your breaks to move them		



CHECKLIST FOR SWIMMING CARNIVALS

Stage 2: Carnival Coordinator to complete

Action – 6 weeks prior to the carnival	Date achieved	Initial
1. Confirm the pool booking and above approval information		
2. Confirm transport		
3. Advise staff of the date		
4. Liaise with canteen staff to advise date		
5. Publicise the carnival to school community		
6. Access Directorate parental permission forms including alternative language options (check which ones your school needs)		
7. Send forms home to obtain parental permission		
8. Complete the Risk Assessment and Management Plan using the template in the appendix, including emergency procedures		
9. Send the Risk Assessment and Management Plan to Principal for approval		
10. Discuss the Risk Assessment and Management Plan with staff to determine relevant safety and emergency procedures are in place		
11. Check supplies of sunscreen plus other equipment e.g. noodles, whistles, result sheets		
12. Develop the carnival program - include events for swimmers and non swimmers		
13. Determine number of officials needed		
14. Check previous school swimming records		
15. Liaise with staff about official jobs roster		
16. Develop a staff supervision roster/carnival supervision plan		
17. Obtain Principal's approval for roster and then communicate it to staff		
18. Let staff know when to undertake the Survival Challenge Proficiency Test		
19. Arrange for students undertaking swimming Survival Challenge Proficiency Test to have their results recorded and filed		
20. Arrange for first aid officer to attend the carnival		



CHECKLIST FOR SWIMMING CARNIVALS

Stage 3: Carnival Coordinator to complete

Action – <u>At least 1 week prior to the carnival</u>	Date achieved	Initial
1. Start collecting money, medical and permission notes		
2. Make program and organisational arrangements available to parents		
3. Organise perpetual trophies if required		
4. Ensure that all arrangements for the swimming carnival are discussed at a staff meeting		
5. Communicate program and jobs' roster to staff		
6. Brief officials on their roles and responsibilities		
7. Outline a communication plan if carnival needs to be cancelled		
8. Organise students to assist with refreshment for officials		



CHECKLIST FOR SWIMMING CARNIVALS

Stage 4: Carnival Coordinator to complete

Action – 1 week prior to the carnival	Date achieved	Initial
1. Explain the Risk Assessment and Management Plan to staff, including emergency procedures		
2. Ensure all permission notes and money have been collected		
3. Make arrangements for students not attending or participating		
4. Recheck transport details		
5. Prepare all programs, results and record keeping sheets		
6. Speak to students about how carnival is organised and what the expectations are (including no free swimming)		
7. Finalise and communicate transport arrangements		
8. Identify which teachers, parents, students will arrive early at the pool to help with set up		



CHECKLIST FOR SWIMMING CARNIVALS

Stage 5: Carnival Coordinator to complete

Action – <u>1 day prior to the carnival</u>	Date achieved	Initial
1. Check and pack all equipment		
2. Check all attendance marking sheets are ready and distributed		
3. Ensure that all elements of emergency procedures are prepared (e.g. emergency phone numbers)		
4. Brief student helpers		
5. Check weather forecast and remind staff and students about communication arrangements if carnival is cancelled		



CHECKLIST FOR SWIMMING CARNIVALS

Stage 6: Carnival Coordinator to complete

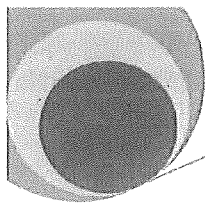
Action – <u>On the day of the carnival</u>	Date achieved	Initial
1. Set up early to allow time for anticipated problems		
2. Check and supervise staff and parent officials and staff on supervision duty roster		
3. Ensure correct roll marking protocols and procedures are undertaken		
4. Ensure teachers take all medical and permission notes with them		
5. Ensure students undertake the Survival Challenge Proficiency Test		
6. Check that Survival Challenge Proficiency Test results are recorded in MAZE and paper records are stored on an official Directorate file		
7. Ensure that all students are wearing wristbands		
8. Ensure that no free swimming takes place		
9. Remind staff and students about emergency procedures and implement as required		
10. Ensure there is a designated area for non-proficient swimmers		
11. Ensure all students and staff have access to sunscreen		
12. Ensure toilets/ change rooms are supervised		



CHECKLIST FOR SWIMMING CARNIVALS


Stage 7: Carnival Coordinator to complete

Action – By no more than 4 week after the carnival	Date achieved	Initial
1. Make sure all equipment is returned or packed away appropriately		
2. Record student Survival Challenge Proficiency Test results in MAZE		
3. Enter relevant results into the zone or regional carnival through the SSACT office		
4. Communicate relevant recorded results to parents		
5. Celebrate student achievements appropriately at school e.g. ribbons, trophies		
6. Debrief with staff on carnival highlights and issues and record and file recommendations for the next carnival		
7. Document any emergency procedures and follow-up actions		



School Swimming Carnivals
Procedures and Checklists

18. School Swimming Carnival Permission Note





Insert School Logo Here

Click here to enter a date

Dear Parents and Carers

The following details relate to an educational excursion to click here to enter venue which will be the venue for this year's school swimming carnival.

The teacher in charge of this event will be Click here to enter teacher in charge name.

IMPORTANT INFORMATION:

- Event:** Click here to enter event title
- Venue:** Click here to enter venue details
- Date:** Click here to enter a date.
- Time:** Click here to enter departure and arrival times
- Transport:** Click here to enter mode of transport
- Cost:** Click here to enter total cost of excursion
- Food:** Click here to enter food requirements including canteen details
- Clothing:** Click here to enter clothing and sunscreen requirements

Safety/Emergency procedures

If needed, the school can be contacted at Click here to enter pool venue. In an emergency the school has access to all pool facilities and the appropriate emergency services.

It is important that staff are aware of your child's swimming ability prior to the event. Please ensure you carefully complete the attached permission note indicating your child's swimming ability.

Kind Regards

Click here to enter Principal's name

School Principal

Click here to enter school name **School Swimming Carnival**

Permission for Swimming Carnival Activities

Teachers are required to assess the swimming ability of every child they take on an excursion where there is water for swimming or aquatic activities. This is called the **Survival Challenge Proficiency Test**.

As a part of this assessment and to help ensure the safety of your child, please provide the following information:

1. Name of Child: _____
 2. School Year: _____

3. My child can swim: No
 Yes

4. Distance my child can confidently swim:
- 10m
 25m
 50m
 100m

5. I agree to my child taking part in swimming / aquatic activities associated with this excursion.

Name of Parent / Carer: *(please print)* _____

Signature: _____

Date: _____

The Survival Challenge Proficiency Test is a five step process. A student will be deemed a proficient swimmer if they can:

1. perform a slide-in-entry and walk through 5 metres of water with acceptable stability and co-ordination
2. swim continuously for 25 metres using an action that resembles a stroke
3. perform survival skull, float or tread water for 1 minute in deep water. Call for help once within the minute
4. exit water unassisted, and
5. perform a voice rescue to a buddy who is pretending to be in trouble. Reassure the victim and encourage them to a point of safety. Call for assistance.

Click here to enter school name **School Swimming Carnival**

Permission Note

Ledger Code: Click here to enter ledger code

I give permission for my child _____ in class _____
to attend the Enter school name here swimming carnival at Enter venue name here on Click here to
enter a date travelling by Enter mode of transport here.

I enclose Nominate amount of \$ _____

Arrangements for Non-Proficient Swimmers, Code of Conduct and Parental Agreements:

An area for supervision and conduct of activities for non-proficient swimmers will be identified and designated at the pool venue. When non- proficient students enter the water for activlties they will be supervised by school staff within the pool in small groups with a maximum ratio of 1:10.

Staff accompanying students on excursions will take all reasonable care while the students are in their charge to protect them from injury and to control and supervise their behaviour and activities. Unacceptable behaviour will be treated as it is normally treated at school, (reminders, time out in a designated spot, and exclusion from an activity) but with the additional factor that the student may be returned to school should the behaviour be extreme or overly persistent.

Parents should be aware that staff members are not responsible for injuries or damage to property which may occur on an excursion where, in all circumstances, staff have not been negligent. Parents should warn children of the risk to themselves, to others and to property, of impulsive, wilful or disobedient behaviour.

I agree to my chlld participating in the swimming/aquatic activities mentioned previously. I have discussed with my child the need for sensible behaviour on this excursion. I authorise the school to make arrangements for the welfare of my child (including medical or surgical treatment) in an emergency and I agree to meet the associated costs. I have provided to the school all medical information relevant to my child's attending this event.

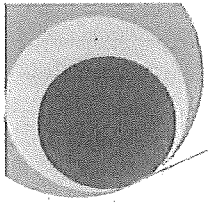
I agree that my child will be under the authority of the school for the duration of the excursion and that the school is authorised to return my child to school or home at my expense if the school considers that circumstances warrant such action. I give permission for my chlld to travel by private car, driven by a staff member or parent, in an emergency. I agree to provide any relevant medical information to the school to the excursion.

Name of Parent / Carer: *(please print)* _____

Signature: _____

Date: _____

This form requests information about students which will be held by the school. This information may be disclosed to government or private medical or para-medical staff and other relevant officers in the event of an accident or emergency. The information is collected as a lawful administrative function of the ACT Education and Training Directorate.



School Swimming Carnivals
Procedures and Checklists

19. School Swimming Medical Information and Consent Form



Swimming Carnival Medical Information and Consent Form

Dear Parents and Carers,

I am attaching a Swimming Carnival Medical Information and Consent Form and request that you complete and return it to the school as soon as possible.

The information you are requested to give on the attached form will be used to record the student's medical, accident and other details. The contents and use of this form meet the requirements of the *Privacy Act 1998 (Cwth)* and will be treated as confidential. This information will be made available to government or private medical or paramedical staff and other relevant officers in the event of an accident or emergency.

You have the right to keep certain medical information private, provided that the omitted information will not affect the provision of appropriate medical care. You are also entitled to check the record processed from the information you have provided, and to correct any inaccuracies.

To ensure that the information on this form is accurate and current, you are requested to advise the school immediately of any changes that should also be reflected on the General Medical Information and Consent form kept at the school and arrange to update the form.

Management of Medical Conditions

The Directorate is committed to providing a safe and healthy environment for students. While school staff have a duty of care to students to provide first aid assistance when required, parents will be aware that schools cannot be responsible for the general management of medical conditions.

In special circumstances, staff may be able to assist with the administration of medication. In these cases, Directorate policies require Principals to ensure that a comprehensive written authority is obtained from the student's parents and also seek from them a written statement from the student's doctor authorising a member of staff to administer the prescribed medication.

First Aid Plans for Anaphylaxis, Asthma, Diabetes and Epilepsy

You are asked to indicate on the attached Excursion Medical Information and Consent form if the student suffers from any of these conditions. For students who are known sufferers of asthma, anaphylaxis, diabetes, or epilepsy, Emergency Treatment Plans must be completed, signed by both parents/carers and the student's doctor and provided to the school. Proformas for these plans are available at the school's front office. In the absence of a written and signed Emergency Treatment Plan, only standard first aid can be given in an emergency.

Emergency Treatment of an Asthma Attack

Please read this section carefully and seek clarification from your family doctor if necessary. These plans will be followed where students require first aid treatment for their condition. If the student should suddenly collapse at school and/or have difficulty in breathing, as with all medical emergencies, professional help will be sought immediately.

Where indicated, a bronchodilator inhaler device ("puffer") will be administered while awaiting medical assistance, whether or not the student is known to have a pre-existing asthma or other health problems. This treatment could be life saving and ACT Health (Department of Thoracic

Medicine, The Canberra Hospital) advises that bronchodilator Inhalers are safe and are accepted as a first line therapy to be used in the emergency procedures for asthma.

Anaphylaxis – Administration of Adrenaline by EpiPen or Similar Device

If your child suffers from anaphylaxis, you should obtain a written Anaphylaxis Treatment Plan signed by your doctor and yourself as parent or carer. In the absence of a written and signed Anaphylaxis Treatment Plan, only standard First Aid can be given in an emergency and staff will be unable to administer adrenaline. If your child is given adrenaline to treat an isolated anaphylaxis attack, it can help the anaphylaxis and is unlikely to cause any significant side effects.

Medical Services for Students attending ACT Government Schools

ACT Health advises that the following arrangements apply to students in ACT public schools involved in school accidents requiring ambulance transportation and/or treatment in accident and emergency sections of either public hospital in the ACT.

Ambulance Transportation

Students injured while under supervision at school or in a school-related situation are transported free of charge to the emergency section of either public hospital in the ACT. Parents and carers of students who participate in excursions and other school trips outside the ACT should note that free ambulance transportation only applies in the ACT. Free ambulance cover does not apply to students in the Jervis Bay area of the ACT.

Parents and carers are reminded to check their health cover for ambulance transportation outside the ACT.

Casualty Treatment

1. Under the Medicare arrangements no charges are raised for services provided at the accident and emergency sections of ACT public hospitals.
2. If a student is subsequently admitted to hospital after receiving treatment in the accident or emergency section, s/he will be automatically classified as a Medicare patient and no charge will be raised.
3. If you elect to have the student treated by a doctor of your choice, a hospital charge will apply. The doctor may also charge for their services. You are advised to have medical insurance if you wish to choose this option.

Your cooperation in completing and returning the attached form promptly would be appreciated.

Yours faithfully

School Principal

Date: / /



Swimming Carnival
Medical Information and
Consent Form

This form is intended to be used to assist the school in the case of any medical treatment required or medical emergency involving a student on an excursion to a swimming carnival.

A copy of each student's form must be taken on the excursion.

The Directorate collects the information contained in this form to provide or arrange first aid and other medical treatments for students. The information collected will be held at your child's school and will be made available to staff of the school and to medical or paramedical staff in the case of an accident or emergency. The information contained in the form is personal information and it will be stored, used and disclosed in accordance with the requirements of the *Privacy Act 1998 (Cwth)*. Parents note that in the absence of a specific Plan standard First Aid will be administered.

Student's Surname/Family name: _____ Given/preferred name: _____

Date of Birth: ___/___/___ Sex: M F

School: _____ School Year: _____ Camp/Excursion: _____

Parent/Carer: _____

Address: _____

Contact Telephone Nos - Business Hours: _____

After Hours: _____ Mobile: _____

Other Contact for Emergency: _____ Telephone No: _____

Name of Student's Doctor: _____ Telephone No: _____

Medicare No: _____ Private Health Fund: _____ Membership Number _____

Ambulance Fund: Note: Parents are responsible for ambulance costs outside the ACT.

Please tick if your child suffers any of the following:

- | | | | |
|--|---|--|---|
| <input type="checkbox"/> Anaphylaxis * | <input type="checkbox"/> Allergies | <input type="checkbox"/> Fits or Blackouts | <input type="checkbox"/> Nose bleeds |
| <input type="checkbox"/> Asthma * | <input type="checkbox"/> Blood pressure | <input type="checkbox"/> Hay fever | <input type="checkbox"/> Reaction to drugs |
| <input type="checkbox"/> Diabetes * | <input type="checkbox"/> Eczema | <input type="checkbox"/> Headaches | <input type="checkbox"/> Sight/hearing problems |
| <input type="checkbox"/> Epilepsy * | <input type="checkbox"/> Fainting | <input type="checkbox"/> Heart condition | <input type="checkbox"/> Sun screen sensitivity |
| <input type="checkbox"/> Other _____ | | | |

Describe what happens for any of the conditions ticked above

If you have ticked any of the boxes above, does your child require specific first aid treatment (that is, specific instructions provided by your child's doctor) in addition to standard first aid treatment?

Yes No

If Yes, a *General First Aid Plan* is to be completed and provided to the school along with specific instructions provided by doctor. This form is available from the school.

Note: For anaphylaxis*, asthma*, diabetes* or epilepsy* conditions, please ask the school for the appropriate First Aid Plan for completion. In the absence of a specific First Aid Plan, standard first aid will be given in an emergency.

Date of last tetanus injection: ___/___/___

Has the student suffered from any acute illness or injury or been treated by a medical practitioner for an illness or injury during the last four weeks? Yes No

If YES, please state nature of illness/injury and obtain a report from the doctor that the student is fit to undertake the camp/excursion _____

Is the student presently taking any medication? Yes No

If Yes, please state name of medication, dosage, etc: _____

NB. If this information should be reflected on the General Medical Information and Consent form kept at the school, please inform the school of the changes and arrange to update the form.

Parents must give written permission and directions for the administration of any medication taken during the excursion.

The teacher in charge must be informed about the management of any medication prior to leaving on an excursion. Arrangements need to be agreed on the transport, storage and administration of medication. In all cases medication must be labelled with the student's name, dosage and frequency

I consent to my child receiving paracetamol for temporary pain relief of administration. Yes No

Are you aware of any physical or psychological limitations of your child? Please give details.

_____ Is there any other information which you believe may help us to provide the best possible care?

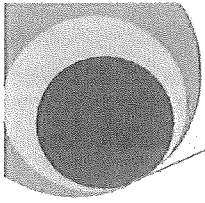
Consent to medical attention. In the case of my child requiring medical treatment or in the case of a medical emergency, I/we consent to the school providing first aid or treatment as outlined in a specific First Aid Plan and I/we further authorise the school, where it is impracticable to communicate with me/us, to arrange for him/her to receive such medical or surgical treatment as may be deemed necessary. I/we also undertake to pay any costs which may be incurred for the medical treatment, ambulance transport and drugs.

Signed (Parent/Carer): Date: ___/___/___

Signed (Parent/Carer): Date: ___/___/___

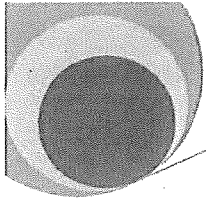
This form is intended to be used to assist the school in the case of any medical treatment required or medical emergency involving a student whilst on the excursion.

Schools will always call an ambulance if your child's medical condition requires emergency medical assistance



School Swimming Carnivals
Procedures and Checklists

20. Student Attendance Record



School Swimming Carnivals
Procedures and Checklists

21. Swimming Carnival – Sample Primary School Program

SWIMMING CARNIVAL – Sample Primary School Program


1. Survival Challenge Proficiency Test
100M OPEN
1. Freestyle
2. Backstroke
3. Breaststroke
4. Butterfly
50M FREESTYLE
5. 8 yrs boys and girls
6. 9 yrs boys
7. 9 yrs girls
8. 10 yrs boys
9. 10 yrs girls
10. 11 yrs boys
11. 11 yrs girls
12. 12/13 yrs boys
13. 12/13 yrs girls
STRUCTURED NOVELTY EVENT
Cork Scramble (non-swimmers)
50M BACKSTROKE
14. 10 yrs & under boys
15. 10 yrs & under girls
16. 11 yrs boys
17. 11 yrs girls
18. 12/13 yrs boys
19. 12/13 yrs girls
STRUCTURED NOVELTY EVENT
Wading Race (non-swimmers)
50M BREASTSTROKE
20. 10 yrs & under boys
21. 10 yrs & under girls
22. 11 yrs boys
23. 11 yrs girls
24. 12/13 yrs boys
25. 12/13 yrs girls
STRUCTURED NOVELTY EVENT
Over And Under Races (10yrs, 11yrs, 12/13yrs)
50M BUTTERFLY
26. 10 yrs & under boys
27. 10 yrs & under girls
28. 11 yrs boys
29. 11 yrs girls
30. 12/13 yrs boys
31. 12/13 yrs girls
HOUSE RELAYS-if time permits
32. YEAR 3/4 boys & girls
33. YEAR 5 boys & girls
34. YEAR 6 boys & girls

MINISTER'S WEEKLY BRIEF
Thursday 20 December 2012

CURRENT ISSUES

Swimming Carnival Policy

On Tuesday 18 December 2012, the Directorate met with key interest groups to discuss the interim swimming carnival policy and identify areas for refinement. Organisations represented were the Royal Life Saving Society, ACT School Sport, Pool Managers, ACT Sport and teachers. These discussions will inform the new policy. A brief will follow providing further detail and outlining next steps.



~~CABINET IN CONFIDENCE~~




CHIEF MINISTER'S WEEKLY ISSUES BRIEF

DATE 20 DECEMBER 2012

EDUCATION AND TRAINING DIRECTORATE

Swimming Carnival Policy

On Tuesday 18 December 2012, the Directorate met with key interest groups to discuss the interim swimming carnival policy and identify areas for refinement. Organisations represented were the Royal Life Saving Society, ACT School Sport, Pool Managers, ACT Sport and teachers. These discussions will inform the new policy.



~~CABINET IN CONFIDENCE~~